

2021 KENTUCKY ANNUAL LONG-TERM CARE SERVICES REPORT

January 1 through December 31, 2021
Published December 2022



**KENTUCKY CABINET FOR
HEALTH AND FAMILY SERVICES**

**Office of Inspector General
Division of Certificate of Need**

2021 KENTUCKY ANNUAL LONG-TERM CARE REPORT

TABLE OF CONTENTS

Introduction.....	I-IV
Definitions	II-III
KY Area Development District (ADD) Map and County Reference	IV-V
KY State Psychiatric Hospital/Community Mental Health Center Region Map and Region Reference	VI-VIII
Long Term Care Charts and Graphs for Data Analysis	IX-XII

Section I – Census Data

Includes number of licensed beds, beginning census, admissions, discharges, ending census, total patient days and occupancy percentage for each bed type.

Table 1 - Licensed Nursing Facility Beds	1-18
Table 1A – Licensed Nursing Facility Beds by Area Development District (ADD)	19
Table 2 - Licensed Personal Care Bed	20-29
Table 2A - Personal Care Bed Resident Census by CMHC Region and Percent of SMI	30-48
Table 2B - Personal Care Bed Resident Census by Age Group and CMHC Region.....	49-63
Table 2C - Personal Care Bed Census & Inpatient Days for Individuals with SMI	64-79
Table 2D - Personal Care Bed Census with SMI by Gender & Ages 18 – 64	80-99
Table 2DD - Personal Care Bed Census by Gender & Ages 18 – 64 Residents with SMI Receiving State Supplementation	100-118
Table 2E - Personal Care Bed Census with SMI by Gender & Ages 65 & Older	119-135
Table 2EE - Personal Care Bed Census by Gender & Ages 65 & Older Residents with SMI Receiving State Supplementation	136-153
Table 3 - Licensed Nursing Home Beds (CCRC)	154-155
Table 4 - Licensed Nursing Home Beds (Non-CCRC)	156-157
Table 5 - Licensed Intermediate Care Beds.....	158
Table 6 - Licensed Alzheimer’s Facility Beds	159
Table 7 - Licensed ICF/IID Facilities.....	160-161
Table 7A - Licensed ICF/IID Facilities Bed Transition Status by CMHC Region.....	162-164
Table 7B - Licensed ICF/IID Facilities Bed, Reasons Individuals Not Transitioned by CMHC Region	165-199

TABLE OF CONTENTS (CONTINUED)

Section II – Payor Source Data

Includes primary payor source data in number of patient days for each bed type.

Table 8 - Licensed Nursing Facility Beds	200-223
Table 9 - Licensed Personal Care Beds	224-237
Table 10 - Licensed Nursing Home Beds (CCRC)	238-240
Table 11 - Licensed Nursing Home Beds (Non-CCRC)	241-242
Table 12 - Licensed Intermediate Care Beds	243-244
Table 13 - Licensed Alzheimer's Facility Beds	245
Table 14 - Licensed ICF/IID Facilities.....	246-247

Section III – Patient Age Distribution Data

Includes the ages of patients residing in each facility on December 31, 2021.

Table 15 - Licensed Nursing Facility Beds	249-272
Table 16 - Licensed Personal Care Beds	273-286
Table 17 - Licensed Nursing Home Beds (CCRC)	287-289
Table 18 - Licensed Nursing Home Beds (Non-CCRC)	290-291
Table 19 - Licensed Intermediate Care Beds	292-293
Table 20 - Licensed Alzheimer's Facility Beds	294
Table 21 - Licensed ICF/IID Facilities.....	295-296

Section IV – Patient Death Distribution Data

Includes the ages of patient deaths in each facility during 2021.

Table 22 - Licensed Nursing Facility Beds	297-319
Table 23 - Licensed Personal Care Beds	320-332
Table 24 - Licensed Nursing Home Beds (CCRC)	333-335
Table 25 - Licensed Nursing Home Beds (Non-CCRC)	336-337
Table 26 - Licensed Intermediate Care Beds	338-339
Table 27 - Licensed Alzheimer's Facility Beds	340
Table 28 - Licensed ICF/IID Facilities.....	341-342

Section V – Table 29 - Nursing Facility by ADD.....	343-356
---	---------

Section VI – Table 30 - Patient Origin Data	357-468
---	---------

Section VII – Table 31 – Comments Section.....	469-476
--	---------

2021 Kentucky Annual Long-Term Care Report

Introduction

The Cabinet for Health and Family Services, Office of Inspector General, Division of Certificate of Need, announces the release of the 2021 Kentucky Annual Long-Term Care Report. This office is responsible for the utilization data collection and reporting required by, 900 KAR 6:125 and in support of the State Health Plan 900 KAR 5:020. This report covers the period from January 1, 2021 through December 31, 2021.

The Office of Inspector General, Division of Certificate of Need, produces a number of utilization and services reports. In addition to the Long-Term Care Report, the following reports are available: Megavoltage, Positron Emission Tomography (PET); Ambulatory Surgical Services; Chemical Dependency; Long-Term Care; Home Health Services; Hospice; Magnetic Resonance Imaging (MRI) Services; Private Duty Nursing; Annual Hospital Utilization and Services; Psychiatric Residential Treatment Facility. These reports can be downloaded from the following web site: <https://chfs.ky.gov/agencies/os/oig/dcn/Pages/annualreports.aspx>.

*NOTE: When checking ending census for the previous year and the beginning census for the current year, there may be discrepancies in the numbers. When possible, a note was included in the Notes Section to explain.

This report now becomes the most recent official data on Long-Term Care services utilization published by the Cabinet for Health and Family Services. Questions, comments or a request for copies of the reports should be directed to Michele Bushong at CONSurvey@ky.gov or (502) 564-9592 ext: 3152.

Michele Bushong
Cabinet for Health and Family Services
Office of Inspector General
Division of Certificate of Need
275 East Main Street 5E-A
Frankfort, KY 40621

Definitions

Alzheimer's Facility (ALZ) - A long-term care facility constructed and operated pursuant to KRS.216B.071 that provides care to residents with a primary diagnosis of Alzheimer's disease or related disorders.

Beds in Operation - Number of beds, regularly maintained and available on the floor to be filled. Actual beds set up and staffed for immediate use for inpatients during the reporting period.

Beginning Census – The beginning census for the current survey year should be the same as the ending census from the prior survey year. It starts at the beginning of the day January 1, just after midnight.

CMHC – Community Mental Health Center

Days in Period - Number of days in the reporting period.

Ending Census – The ending census taken just before midnight December 31. It should also be verified by the following calculation:
 $\text{Beginning Census} + \text{Admissions} - \text{Discharges} - \text{Deaths} = \text{Ending Census}$.

Intermediate Care (IC) - Establishments with permanent facilities and health related services for patients who do not require the degree of care and treatment which a hospital or skilled nursing facility is designed to provide, but who, because of their mental or physical condition, require care and services (above the level of room and board) which can be made available to them only through institutional facilities on an inpatient basis.

Intermediate Care Facility for Individuals with Intellectual Disability (ICF/IID) - A facility licensed by the Office of the Inspector General to provide care for individuals with intellectual disabilities.

Licensed Beds - The number and type of beds for which the facility has been licensed at the end of the reporting period.

Long-Term Care - A facility licensed by the state through the Office of the Inspector General (OIG) providing one or more of the following levels of care: Alzheimer's Facility, Intermediate Care, Nursing Facility, Nursing Home, and Personal Care Home

Nursing Facility (NF) - Long-term care facilities, formerly skilled nursing, nursing home, or intermediate care facilities prior to October 1, 1990, which meet the Omnibus Budget Reconciliation Act of 1987 (OBRA 87) nursing home reform requirements. Nursing facilities must be certified to participate in the **Medicare program in order to be certified for participation in Medicaid**, with the exception of those who have obtained a Medicaid nursing requirement waiver.

Nursing Home (NH) (Non-CCRC) - Establishments with permanent facilities that include inpatient beds, and with medical services including continuous nursing service; that provide treatment for patients who require inpatient care but do not currently require continuous hospital services.

Nursing Home (CCRC) – Continuing Care Retirement Community (CCRC), Nursing Home Beds are issued a Certificate of Compliance by the Office of Inspector General. Nursing Home (CCRC) beds are reported separately from Nursing Home (Non-CCRC) bed utilization. See KRS 216B.332 (1) and (2) for those requirements <https://apps.legislature.ky.gov/law/statutes/statute.aspx?id=40484>.

Percent Occupancy - Total patient days divided by potential patient days.

Percent Transitioned (ICF/IID) – Calculated by dividing the total individuals transitioned by the individuals served. The individuals served is the beginning census plus admissions.

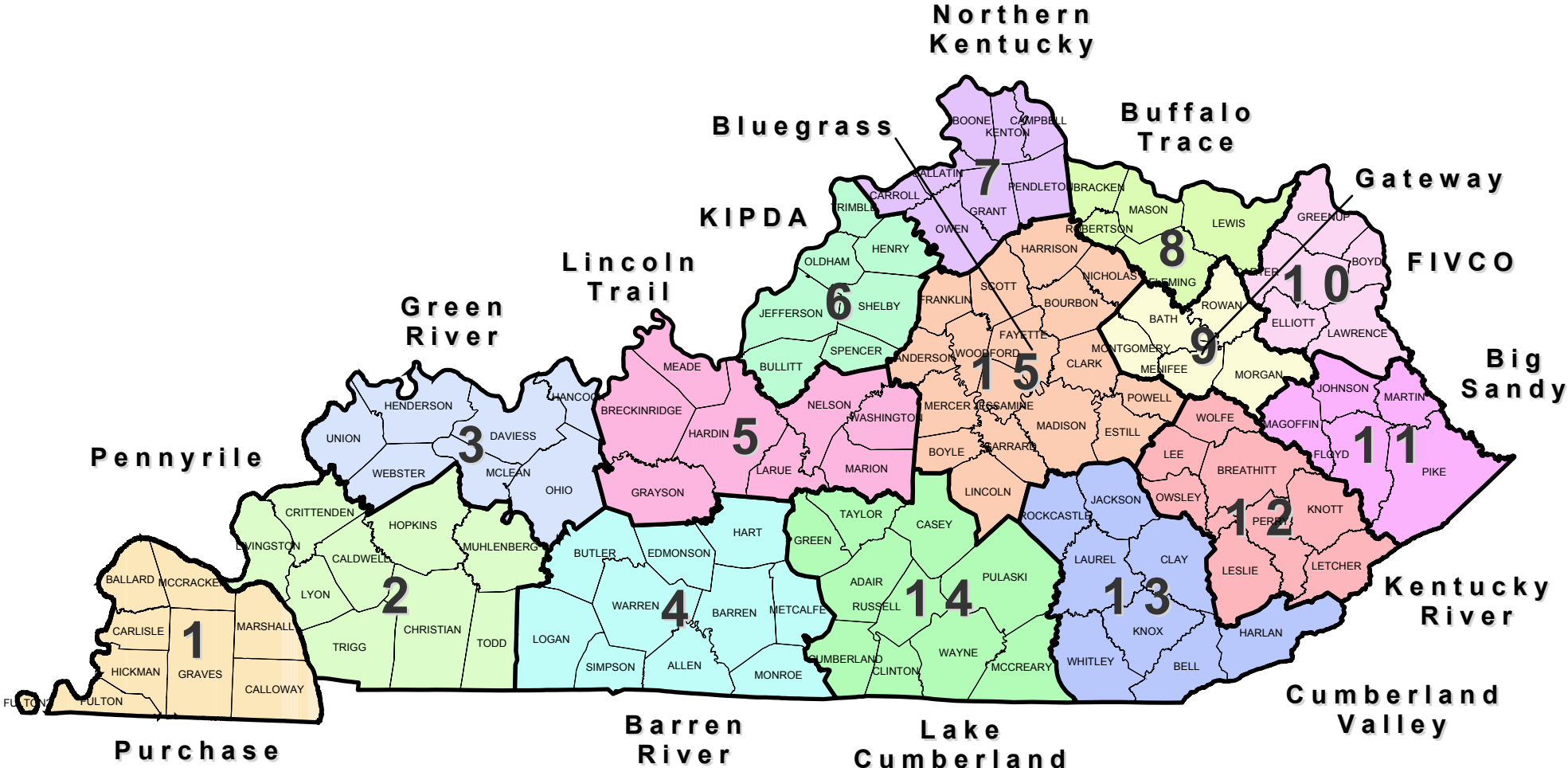
Personal Care Facility (PC) – Establishments with permanent facilities including resident beds. Services provided include continuous supervision of residents, basic health and health-related services, personal care services, residential care services and social and recreational activities. (902 KAR 20:036)

Potential Patient Days: Number of licensed beds multiplied by the number of days in the reporting period, adjusted to reflect changes in licensed beds during the reporting period. Example: 100 licensed beds X 365 (days in 2021) equals 36,500 potential days. This figure is not shown in the report, but is used to calculate occupancy percentages.

SMI – Per 900 KAR 20:036, Section 1, "Serious mental illness" or "SMI" means a mental illness or disorder (but not a primary diagnosis of Alzheimer's disease or dementia), that is described in the Diagnostic and Statistical Manual of Mental Disorders (DSM), 5th Edition, or the DSM currently in use, that impairs or impedes functioning in one (1) or more major areas of living and is unlikely to improve without treatment, services, or supports.

Total Patient Days - The total days of patient care provided by the facility for the year based on its capacity. It is calculated by summing the daily patient census for each day in the reporting period.

Kentucky Counties and Area Development Districts (ADDs)



Kentucky County and Area Development District (ADD) Reference

ADD 1 - PURCHASE

BALLARD
CALLOWAY
CARLISLE
FULTON
GRAVES
HICKMAN
MARSHALL
MCCRACKEN

ADD 2 - PENNYRILE

CALDWELL
CHRISTIAN
CRITTENDEN
HOPKINS
LIVINGSTON
LYON
MUHLENBERG
TODD
TRIGG

ADD 3 – GREEN RIVER

DAVISS
HANCOCK
HENDERSON
MCLEAN
OHIO
UNION
WEBSTER

ADD 4 – BARREN RIVER

ALLEN
BARREN
BUTLER
EDMONSON
HART
LOGAN
METCALFE
MONROE
SIMPSON
WARREN

ADD 5 – LINCOLN TRAIL

BRECKINRIDGE
GRAYSON
HARDIN
LARUE
MARION
MEADE
NELSON
WASHINGTON

ADD 6 - KIPDA

BULLITT
HENRY
JEFFERSON
OLDHAM
SHELBY
SPENCER
TRIMBLE

ADD 7 – NORTHERN KY

BOONE
CAMPBELL
CARROLL
GALLATIN
GRANT
KENTON
OWEN
PENDLETON

ADD 8 – BUFFALO TRACE

BRACKEN
FLEMING
LEWIS
MASON
ROBERTSON

ADD 9 - GATEWAY

BATH
MENIFEE
MONTGOMERY
MORGAN
ROWAN

ADD 10 - FIVCO

BOYD
CARTER
ELLIOTT
GREENUP
LAWRENCE

ADD 11 – BIG SANDY

FLOYD
JOHNSON
MAGOFFIN
MARTIN
PIKE

ADD 12 – KY RIVER

BREATHITT
KNOTT
LEE
LESLIE
LETCHER
OWSLEY
PERRY
WOLFE

ADD 13 – CUMBERLAND VALLEY

BELL
CLAY
HARLAN
JACKSON
KNOX
LAUREL
ROCKCASTLE
WHITLEY

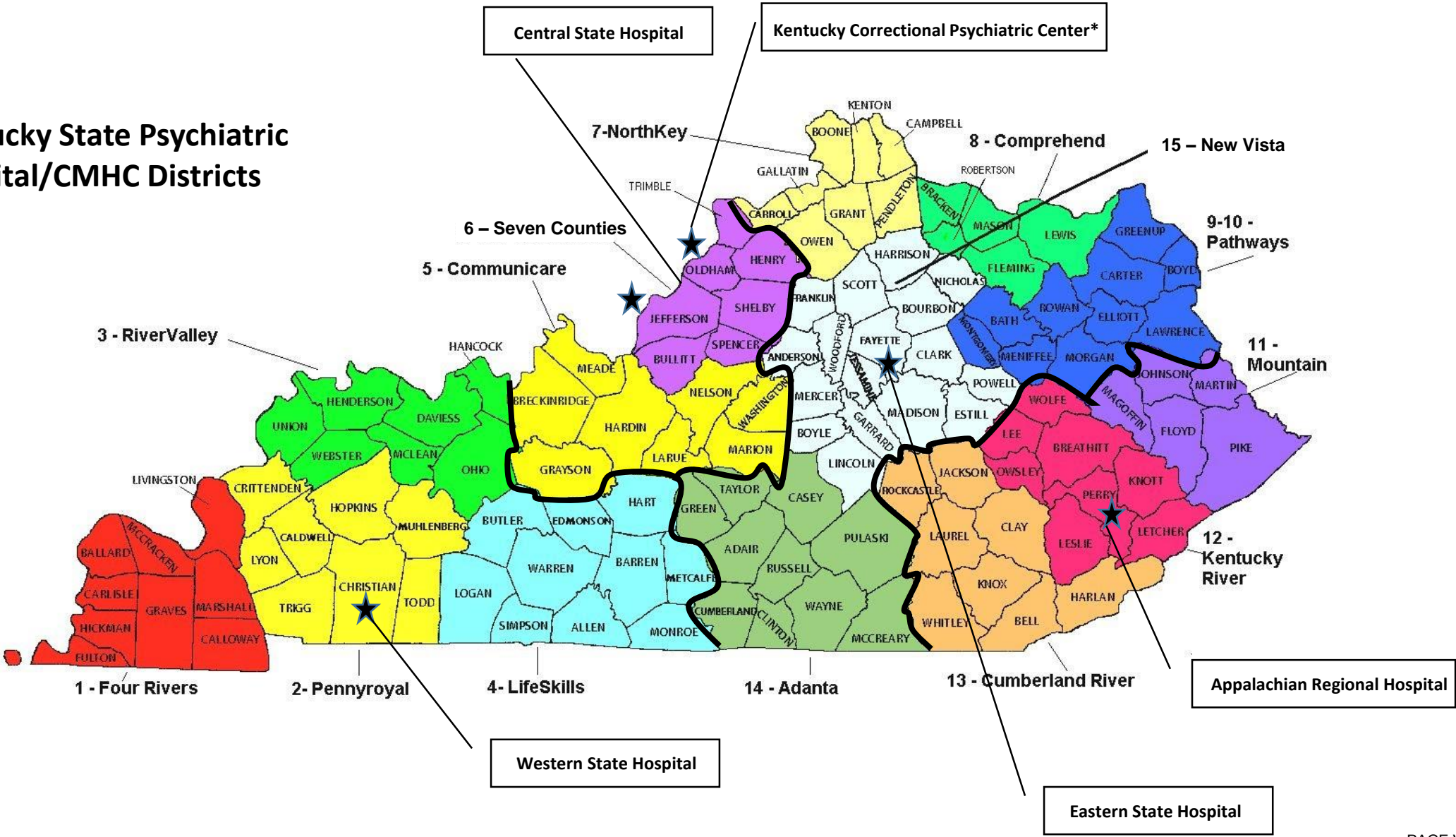
ADD 14 - LAKE CUMBERLAND

ADAIR
CASEY
CLINTON
CUMBERLAND
GREEN
MCCREARY
PULASKI
RUSSELL
TAYLOR
WAYNE

ADD 15 - BLUEGRASS

ANDERSON
BOURBON
BOYLE
CLARK
ESTILL
FAYETTE
FRANKLIN
GARRARD
HARRISON
JESSAMINE
LINCOLN
MADISON
MERCER
NICHOLAS
POWELL
SCOTT
WOODFORD

**Kentucky State Psychiatric
Hospital/CMHC Districts**



KENTUCKY ANNUAL LONG TERM CARE UTILIZATION AND SERVICE REPORT

County and Community Mental Health Center Region Reference

CMHC	CMHC REGION	COUNTY	CMHC	CMHC REGION	COUNTY
1	FOUR RIVERS	BALLARD CALLOWAY CARLISLE FULTON GRAVES HICKMAN LIVINGSTON MARSHALL MCCRACKEN	4	LIFESKILLS	METCALFE MONROE SIMPSON WARREN
2	PENNYROYAL	CALDWELL CHRISTIAN CRITTENDEN HOPKINS LYON MUHLENBERG TODD TRIGG	5	COMMUNICARE	BRECKINRIDGE GRAYSON HARDIN LARUE MARION MEADE NELSON WASHINGTON
3	RIVER VALLEY	DAVIESS HANCOCK HENDERSON MCLEAN OHIO UNION WEBSTER	6	CENTERSTONE KY	BULLITT HENRY JEFFERSON OLDHAM SHELBY SPENCER TRIMBLE
4	LIFESKILLS	ALLEN BARREN BUTLER EDMONSON HART LOGAN	7	NORTHKEY	BOONE CAMPBELL CARROLL GALLATIN GRANT KENTON OWEN PENDLETON
			8	COMPREHEND	BRACKEN FLEMING LEWIS

KENTUCKY ANNUAL LONG TERM CARE UTILIZATION AND SERVICE REPORT

County and Community Mental Health Center Region Reference

CMHC	CMHC REGION	COUNTY	CMHC	CMHC REGION	COUNTY
8	COMPREHEND	MASON	13	CUMBERLAND RIVER	LAUREL
		ROBERTSON			ROCKCASTLE
9 - 10	PATHWAYS	BATH			WHITLEY
		BOYD	14	ADANTA	ADAIR
		CARTER			CASEY
		ELLIOTT			CLINTON
		GREENUP			CUMBERLAND
		LAWRENCE			GREEN
		MENIFEE			MCCREARY
		MONTGOMERY			PULASKI
		MORGAN			RUSSELL
		ROWAN			TAYLOR
11	MOUNTAIN	FLOYD			WAYNE
		JOHNSON	15	BLUEGRASS	ANDERSON
		MAGOFFIN			BOURBON
		MARTIN			BOYLE
		PIKE			CLARK
12	KENTUCKY RIVER	BREATHITT			ESTILL
		KNOTT			FAYETTE
		LEE			FRANKLIN
		LESLIE			GARRARD
		LETCHER			HARRISON
		OWSLEY			JESSAMINE
		PERRY			LINCOLN
		WOLFE			MADISON
13	CUMBERLAND RIVER	BELL			MERCER
		CLAY			NICHOLAS
		HARLAN			POWELL
		JACKSON			SCOTT
		KNOX			WOODFORD

2020 ANNUAL KENTUCKY LONG TERM CARE UTILIZATION AND SERVICE REPORT

NURSING FACILITY BED OCCUPANCY RATES

By Year and ADD

Area Development District	2011	2012	2013	2014	2015	2016	2017	2018	2019	2020	2021	NET CHANGE	
												2011-2021	2011-2021
Purchase	89.44%	84.95%	80.14%	79.83%	79.47%	78.02%	75.43%	75.89%	77.48%	74.64%	70.06%	-19.38%	-4.58%
Pennyryle	87.52%	87.43%	83.01%	82.55%	82.37%	81.76%	79.29%	77.68%	78.78%	74.44%	67.54%	-19.98%	-6.90%
Green River	89.97%	89.23%	87.72%	88.55%	85.15%	82.95%	84.62%	80.90%	81.85%	79.96%	78.94%	-11.03%	-1.02%
Barren River	91.82%	90.73%	90.01%	90.69%	89.01%	87.90%	87.69%	86.76%	88.90%	85.32%	80.63%	-11.19%	-4.69%
Lincoln Trail	93.35%	91.29%	87.08%	89.74%	88.69%	89.63%	82.81%	81.28%	83.39%	73.33%	70.50%	-22.85%	-2.83%
KIPDA	89.25%	87.15%	85.01%	86.62%	87.58%	85.91%	86.40%	83.23%	83.96%	76.32%	76.02%	-13.23%	-0.30%
Northern Kentucky	92.72%	90.44%	91.99%	92.36%	88.21%	89.13%	88.38%	88.10%	87.31%	81.42%	81.49%	-11.23%	0.07%
Buffalo Trace	90.06%	92.51%	90.11%	92.74%	77.29%	90.54%	91.19%	91.45%	89.30%	77.34%	82.11%	-7.95%	4.77%
Gateway	93.09%	90.63%	91.41%	93.25%	91.75%	92.31%	91.30%	91.89%	92.72%	85.76%	81.04%	-12.05%	-4.72%
FIVCO	92.37%	91.57%	90.39%	92.93%	92.08%	91.83%	91.70%	91.00%	85.50%	79.42%	84.68%	-7.69%	5.26%
Big Sandy	86.43%	86.18%	84.18%	85.96%	84.43%	86.42%	84.49%	81.83%	82.28%	82.28%	78.77%	-7.66%	-3.51%
Kentucky River	88.75%	88.62%	86.34%	88.51%	88.63%	89.16%	90.29%	90.73%	88.89%	85.48%	74.49%	-14.26%	-10.99%
Cumberland Valley	93.65%	93.74%	93.91%	93.29%	93.35%	92.73%	93.03%	92.00%	91.68%	85.59%	79.58%	-14.07%	-6.01%
Lake Cumberland	95.17%	94.85%	93.67%	94.30%	92.83%	91.37%	89.54%	90.04%	89.01%	78.11%	74.53%	-20.64%	-3.58%
Bluegrass	91.39%	89.92%	89.34%	88.42%	88.01%	87.48%	86.07%	85.65%	85.29%	79.20%	76.98%	-14.41%	-2.22%
Statewide	90.74%	90.75%	89.35%	87.64%	88.36%	87.42%	86.98%	86.10%	84.81%	85.02%	79.14%	-11.60%	-5.88%

2019 ANNUAL KENTUCKY LONG TERM CARE UTILIZATION AND SERVICE REPORT

Total Beds, By Year And Bed Type

Licensed Bed Type	2011	2012	2013	2014	2015	2016	2017	2018	2019	2020	2021	NET CHANGE	
												2011-2021	2020-2021
Nursing Facility	26,143	26,268	26,319	26,334	26,314	26,148	26,461	26,472	26,551	26,480	26,541	398	61
Personal Care	6,172	6,172	6,144	6,079	6,178	6,261	6,738	7,285	7,289	7,479	7,664	1,492	185
Intermediate Care	72	72	72	72	72	72	72	72	72	72	72	0	0
Nursing Home (CCRC)	436	454	242	284	265	266	268	268	245	239	212	-224	-27
Nursing Home (Non-CCRC)			264	192	192	142	142	151	153	146	142	142	-4
ICF/IID	888	888	888	888	888	630	638	632	632	496	496	-392	0
Alzheimer	120	120	120	120	120	120	120	120	120	120	120	0	0
Statewide	33,831	33,974	34,049	33,969	34,029	33,639	34,439	35,000	35,062	35,032	35,247	1,416	215

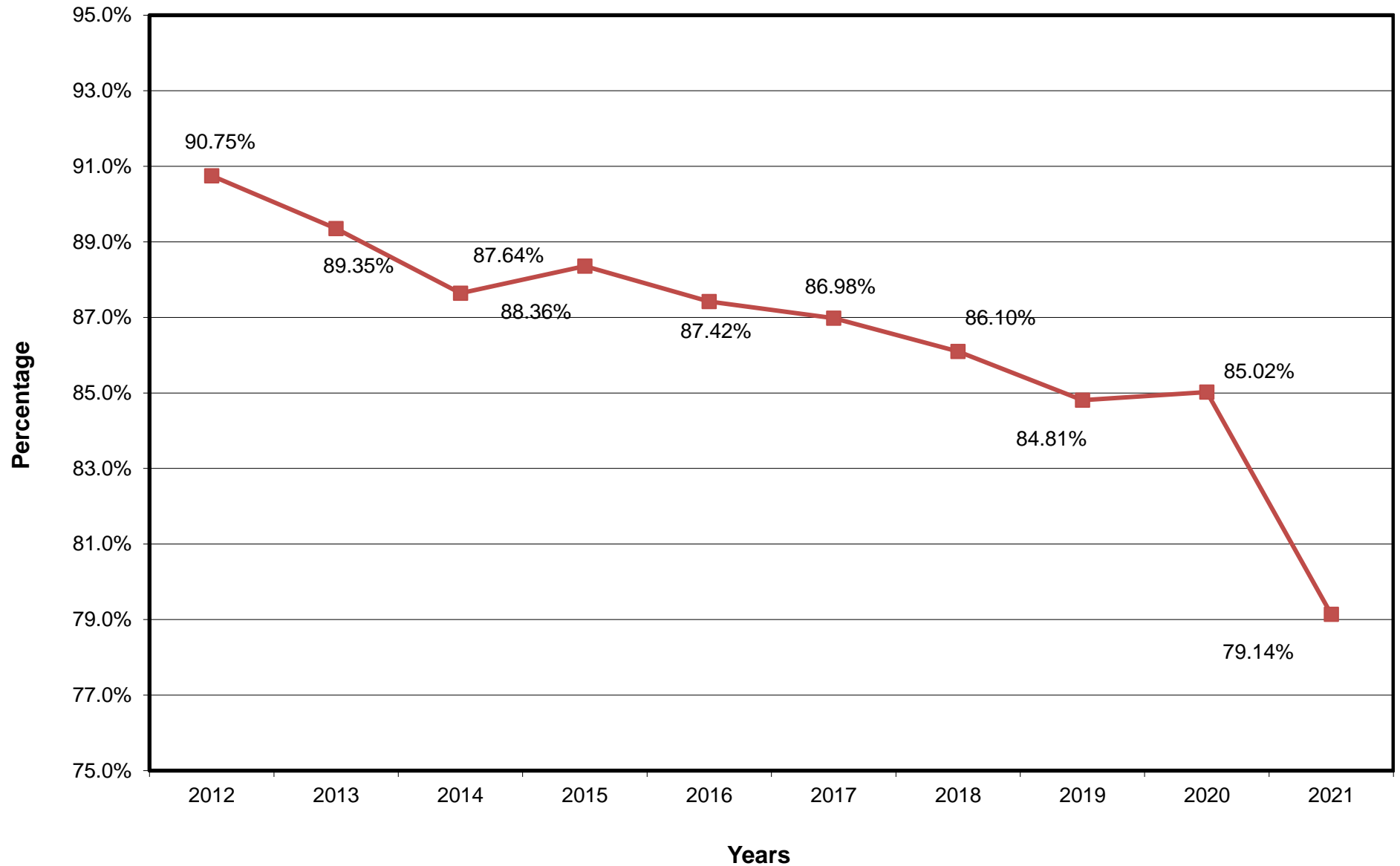
Occupancy Rates By Bed Type

Licenced Bed Type	2011	2012	2013	2014	2015	2016	2017	2018	2019	2020	2021	NET CHANGE	
												2011-2021	2020-2021
Nursing Facility	90.75%	89.35%	87.64%	88.36%	87.42%	86.98%	86.10%	84.81%	85.02%	79.14%	76.52%	-14.23%	-2.62%
Personal Care	80.53%	79.08%	77.19%	80.24%	77.55%	77.01%	73.68%	70.96%	73.73%	71.33%	67.68%	-12.85%	-3.65%
Intermediate Care	78.79%	77.56%	72.55%	63.41%	74.83%	74.37%	70.80%	64.13%	65.29%	59.77%	55.96%	-22.83%	-3.81%
Nursing Home (CCRC)	85.54%	81.50%	75.94%	72.77%	69.28%	61.95%	66.47%	64.92%	65.45%	63.41%	75.57%	-9.97%	12.16%
Nursing Home (Non-CCRC)			86.74%	86.89%	84.62%	83.62%	81.96%	81.67%	83.73%	66.56%	77.54%	77.54%	10.98%
ICF/IID	53.89%	53.54%	51.46%	49.32%	48.04%	66.09%	64.31%	64.26%	62.91%	77.34%	77.34%	23.45%	0.00%
Alzheimer	88.41%	93.67%	94.59%	94.37%	91.79%	89.69%	92.68%	88.17%	90.46%	86.60%	77.24%	-11.17%	-9.36%

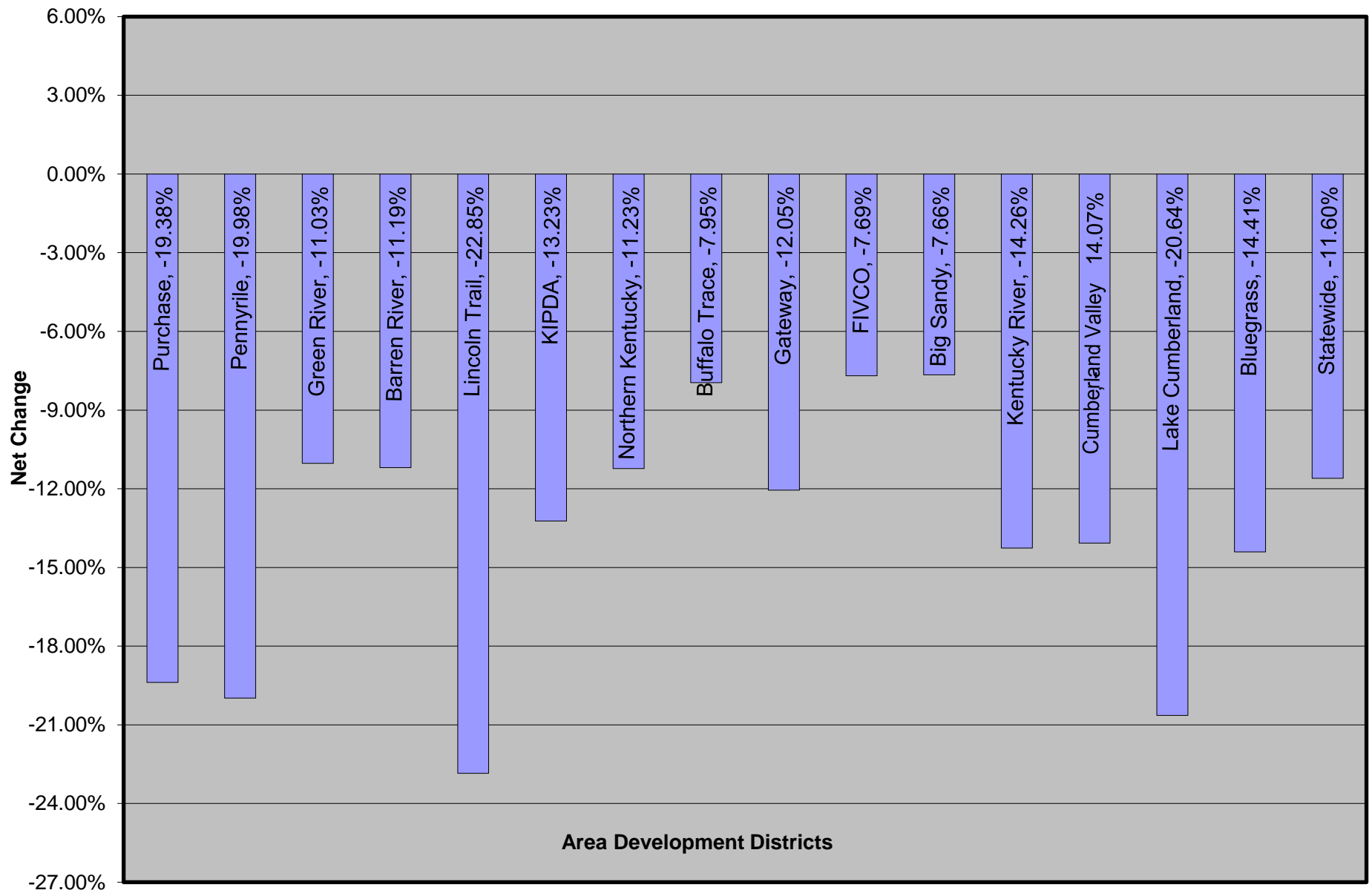
Count Of Facilities By Bed Type

Licenced Bed Type	2011	2012	2013	2014	2015	2016	2017	2018	2019	2020	2021	NET CHANGE	
												2011-2021	2020-2021
Nursing Facility	286	287	285	284	285	283	288	288	289	293	293	7	0
Personal Care	165	162	157	151	151	152	158	164	162	164	190	25	26
Intermediate Care	9	9	9	9	9	9	9	9	9	9	9	0	0
Nursing Home (CCRC)	22	22	14	18	20	20	21	21	21	20	20	-2	0
Nursing Home (Non-CCRC)			11	6	6	5	5	6	7	11	11	11	0
ICF/IID	14	14	14	14	14	14	16	16	16	16	16	2	0
Alzheimer	2	2	2	2	2	2	2	2	2	2	2	0	0
Statewide	498	496	492	484	487	485	499	506	506	515	541	43	26

2021 Annual Kentucky Long Term Care Utilization and Services Report
Statewide Occupancy Rates for Nursing Facility Beds
2012 - 2021



Net Change in Occupancy in Nursing Facility Beds (2011 - 2021)



KENTUCKY ANNUAL LONG-TERM CARE SERVICES REPORT



KENTUCKY CABINET FOR
HEALTH AND FAMILY SERVICES

SECTION I: CENSUS DATA

2021 ANNUAL KENTUCKY LONG TERM CARE UTILIZATION AND SERVICE REPORT

Table 1 - Census Data- Nursing Facility Beds

ADD / Facility	Licensed Beds	Beds In Operation	Beginning Census	Admi- ssions	Disch- arges	Deaths	Ending Census	Total Patient Days	Occupancy Percentage	Potential Patient Days
ADD:1										
BALLARD										
Life Care Center of LaCenter	70	70	41	96	64	23	50	17,878	69.97%	25,550
BALLARD County Total:	70	70	41	96	64	23	50	17,878	69.97%	25,550
CALLOWAY										
Spring Creek Health Care	226	226	101	148	110	23	116	23,245	28.18%	82,490
CALLOWAY County Total:	226	226	101	148	110	23	116	23,245	28.18%	82,490
CARLISLE										
Countryside Center	53	53	40	70	38	23	49	16,001	82.71%	19,345
CARLISLE County Total:	53	53	40	70	38	23	49	16,001	82.71%	19,345
FULTON										
Fulton Nursing and Rehab	60	60	34	54	17	21	50	14,038	64.10%	21,900
FULTON County Total:	60	60	34	54	17	21	50	14,038	64.10%	21,900
GRAVES										
Green Acres Health Care	73	73	39	105	59	18	67	17,912	80.78%	22,173
Mayfield Health and Rehabilitation	100	85	75	218	183	36	74	22,334	71.99%	31,025
Mills Nursing and Rehabilitation	104	104	87	383	332	38	100	30,847	81.26%	37,960
GRAVES County Total:	277	262	201	706	574	92	241	71,093	77.99%	91,158
HICKMAN										
Clinton Hickman County Nursing Facility	46	46	34	68	51	13	38	13,268	79.02%	16,790
Clinton Place	88	88	65	104	69	25	75	23,725	73.86%	32,120
HICKMAN County Total:	134	134	99	172	120	38	113	36,993	75.63%	48,910
MARSHALL										
Calvert City Convalescent Center	95	95	73	106	69	34	76	28,358	81.78%	34,675
Lake Way Nursing and Rehabilitation Center	96	96	55	131	88	34	64	22,090	63.04%	35,040
Oakview Nursing and Rehabilitation Center	100	0	68	143	96	36	79	24,852	68.09%	36,500
MARSHALL County Total:	291	191	196	380	253	104	219	75,300	70.89%	106,215
MCCRACKEN										
Baptist Health Paducah	24	0	0	0	0	0	0	0	0	0
Parkview Nursing and Rehabilitation Center (Paducah)	228	228	150	448	368	66	164	59,099	71.02%	83,220

ADD / Facility	Licensed Beds	Beds In Operation	Beginning Census	Admissions	Discharges	Deaths	Ending Census	Total Patient Days	Occupancy Percentage	Potential Patient Days
Providence Pointe Healthcare	108	108	83	457	412	39	89	30,836	100.00%	30,836
River Haven Nursing and Rehab	70	70	60	107	88	13	66	22,131	99.24%	22,300
Stonecreek Health and Rehab	90	90	74	297	244	42	85	29,064	88.47%	32,850
MCCRACKEN County Total:	520	496	367	1,309	1,112	160	404	141,130	83.41%	169,206
ADD: 1 Total	1,631	1,492	1,079	2,935	2,288	484	1,242	395,678	70.06%	564,774
ADD:2										
CALDWELL										
Princeton Health and Rehab Center	104	104	67	186	129	33	91	30,051	79.16%	37,960
CALDWELL County Total:	104	104	67	186	129	33	91	30,051	79.16%	37,960
CHRISTIAN										
Bradford Heights Health and Rehab Center	100	100	70	277	235	30	82	28,049	76.85%	36,500
Christian Health Center, Hopkinsville	112	112	88	175	119	46	98	33,672	82.37%	40,880
Christian Heights Nursing and Rehabilitation Center	60	60	42	76	64	6	48	17,493	79.88%	21,900
Covington Convalescent Center	72	0	40	28	16	12	40	15,491	58.95%	26,280
Western State Nursing Facility	144	144	86	2	6	14	68	26,995	51.36%	52,560
CHRISTIAN County Total:	488	416	326	558	440	108	336	121,700	68.32%	178,120
CRITTENDEN										
Crittenden County Health and Rehabilitation Center	101	101	63	54	30	32	55	20,976	56.90%	36,865
CRITTENDEN County Total:	101	101	63	54	30	32	55	20,976	56.90%	36,865
HOPKINS										
Baptist Health Madisonville	20	0	0	0	0	0	0	0	0	0
Brighton Cornerstone Health Care	72	72	39	46	35	14	36	13,673	52.03%	26,280
Dawson Springs Health And Rehab Ctr	59	59	51	30	16	15	50	19,218	89.24%	21,535
Hillside Center	71	71	58	103	91	15	55	18,923	73.02%	25,915
Joseph Eddie Ballard Western Kentucky Veterans Ctr	156	156	69	28	8	30	59	1,909	3.35%	56,940
Madisonville Health and Rehabilitation	94	94	63	204	149	41	77	26,710	77.85%	34,310
Ridgewood Terrace Nursing Home	110	110	63	157	89	37	94	27,920	69.54%	40,150
Tradewater Pointe	60	60	36	61	42	11	44	13,843	63.21%	21,900
HOPKINS County Total:	642	622	379	629	430	163	415	122,196	53.82%	227,030

ADD / Facility	Licensed Beds	Beds In Operation	Beginning Census	Admissions	Discharges	Deaths	Ending Census	Total Patient Days	Occupancy Percentage	Potential Patient Days
LIVINGSTON										
Salem Springlake Health and Rehabilitation Center	75	75	38	68	38	19	49	15,850	57.90%	27,375
LIVINGSTON County Total:	75	75	38	68	38	19	49	15,850	57.90%	27,375
LYON										
Landmark of Kuttawa	65	65	52	68	58	13	49	19,017	80.16%	23,725
River's Bend Retirement Community	39	40	25	83	56	20	32	11,561	100.00%	11,561
LYON County Total:	104	105	77	151	114	33	81	30,578	86.66%	35,286
MUHLENBERG										
Greenville Nursing and Rehabilitation	60	60	44	90	58	18	58	19,923	90.97%	21,900
Maple Health and Rehabilitation	97	0	93	112	98	21	86	32,905	92.94%	35,405
Owensboro Health Muhlenberg Community Hospital Long Term Care	45	45	35	165	149	6	43	14,296	87.04%	16,425
MUHLENBERG County Total:	202	105	172	367	305	45	187	67,124	91.04%	73,730
TODD										
Hearthstone Place	60	60	52	54	42	12	52	18,033	89.83%	20,075
TODD County Total:	60	60	52	54	42	12	52	18,033	89.83%	20,075
TRIGG										
Shady Lawn Nursing and Rehabilitation Center	50	50	44	79	66	19	38	15,702	86.04%	18,250
TRIGG County Total:	50	50	44	79	66	19	38	15,702	86.04%	18,250
ADD: 2 Total	1,826	1,638	1,218	2,146	1,594	464	1,304	442,210	67.54%	654,691
ADD:3										
DAVIESS										
Carmel Home	36	36	34	40	20	18	36	12,817	97.54%	13,140
Hermitage Care and Rehabilitation Center	70	70	42	150	94	29	69	22,483	88.00%	25,550
Owensboro Center	145	145	102	44	31	7	108	20,383	76.82%	26,535
Signature Healthcare at Hillcrest	156	0	95	191	140	32	114	42,147	85.53%	49,275
The Transitional Care Center of Owensboro	30	0	20	503	507	3	13	5,597	51.11%	10,950
Twin Rivers Nursing and Rehab Center	132	0	77	69	38	27	81	26,657	98.94%	26,942
Wellington Parc of Owensboro	20	20	17	25	13	9	20	5,554	76.08%	7,300
DAVIESS County Total:	589	271	387	1,022	843	125	441	135,638	84.94%	159,692
HANCOCK										
Heartland Villa Center	45	45	35	70	53	13	39	14,438	87.90%	16,425
HANCOCK County Total:	45	45	35	70	53	13	39	14,438	87.90%	16,425

ADD / Facility	Licensed Beds	Beds In Operation	Beginning Census	Admissions	Discharges	Deaths	Ending Census	Total Patient Days	Occupancy Percentage	Potential Patient Days
HENDERSON										
Henderson Nursing and Rehabilitation Center	90	90	68	107	86	12	77	29,565	90.00%	32,850
Redbanks	222	222	123	241	183	46	135	50,008	61.72%	81,030
HENDERSON County Total:	312	312	191	348	269	58	212	79,573	69.87%	113,880
MCLEAN										
Riverside Care and Rehab Ctr	79	79	64	115	87	21	71	24,673	85.57%	28,835
MCLEAN County Total:	79	79	64	115	87	21	71	24,673	85.57%	28,835
OHIO										
Beaver Dam Nursing and Rehab Center	58	0	52	0	0	0	0	0	0	0
Fordsville Nursing and Rehabilitation Center	67	67	53	114	95	11	61	21,878	89.46%	24,455
Signature Healthcare of Hartford Rehab and Wellnes	110	110	95	109	83	37	84	31,531	78.53%	40,150
OHIO County Total:	235	177	200	223	178	48	145	53,409	82.67%	64,605
UNION										
Breckinridge Place	16	16	15	14	13	0	16	5,593	95.77%	5,840
Morganfield Nursing and Rehabilitation Center	60	60	52	120	109	9	54	19,917	90.95%	21,900
UNION County Total:	76	76	67	134	122	9	70	25,510	91.96%	27,740
WEBSTER										
Redbanks Colonial Terrace	87	87	51	40	31	17	43	16,423	51.72%	31,755
WEBSTER County Total:	87	87	51	40	31	17	43	16,423	51.72%	31,755
ADD: 3 Total	1,423	1,047	995	1,952	1,583	291	1,021	349,664	78.94%	442,932
ADD:4										
ALLEN										
Cal Turner Rehab and Specialty Care	110	110	86	107	55	39	99	34,166	85.10%	40,150
ALLEN County Total:	110	110	86	107	55	39	99	34,166	85.10%	40,150
BARREN										
Barren County Nursing and Rehab	94	94	84	189	141	50	82	29,806	86.87%	34,310
Glasgow State Nursing Facility	100	100	56	11	5	14	48	18,223	49.93%	36,500
Glenview Health Care Facility	60	60	48	70	61	7	50	17,358	79.26%	21,900
NHC HealthCare, Glasgow	194	194	148	199	144	55	148	55,918	78.97%	70,810
Signature Healthcare of Glasgow	68	68	50	113	84	13	66	21,484	86.56%	24,820
T J Samson Community Hospital Skilled Nursing Unit	16	16	3	152	144	0	11	2,131	36.49%	5,840

ADD / Facility	Licensed Beds	Beds In Operation	Beginning Census	Admissions	Discharges	Deaths	Ending Census	Total Patient Days	Occupancy Percentage	Potential Patient Days
BARREN County Total:	532	532	389	734	579	139	405	144,920	74.63%	194,180
BUTLER										
Morgantown Care and Rehabilitation Center	122	0	99	150	119	29	101	37,762	92.29%	40,917
BUTLER County Total:	122	0	99	150	119	29	101	37,762	92.29%	40,917
EDMONSON										
Edmonson Center	74	74	55	119	89	19	66	23,147	85.70%	27,010
EDMONSON County Total:	74	74	55	119	89	19	66	23,147	85.70%	27,010
HART										
Signature Healthcare of Hart County	104	104	72	116	78	23	87	31,501	82.98%	37,960
HART County Total:	104	104	72	116	78	23	87	31,501	82.98%	37,960
LOGAN										
Auburn Health Care	66	66	39	38	30	9	38	14,465	60.05%	24,090
Creekwood Place Nursing and Rehab Center	104	104	86	391	367	18	92	31,812	83.80%	37,960
LOGAN County Total:	170	170	125	429	397	27	130	46,277	74.58%	62,050
METCALFE										
Metcalf Health Care Center	71	71	58	65	47	15	61	22,828	88.09%	25,915
METCALFE County Total:	71	71	58	65	47	15	61	22,828	88.09%	25,915
MONROE										
Signature HealthCare of Monroe County Rehab	104	104	76	112	99	10	79	30,655	80.76%	37,960
MONROE County Total:	104	104	76	112	99	10	79	30,655	80.76%	37,960
SIMPSON										
Franklin-Simpson Nursing and Rehabilitation	98	98	74	146	113	29	78	27,757	77.60%	35,770
SIMPSON County Total:	98	98	74	146	113	29	78	27,757	77.60%	35,770
WARREN										
Bowling Green Nursing and Rehabilitation	66	66	52	201	173	23	57	19,946	82.80%	24,090
Christian Health Center, Bowling Green	22	0	17	203	196	4	20	7,300	90.91%	8,030
Colonial Center	48	46	47	68	66	13	36	14,451	99.95%	14,458
Greenwood Nursing and Rehabilitation	128	128	115	430	382	45	118	42,161	90.24%	46,720
Hopkins Center	50	50	39	77	49	24	43	16,034	87.86%	18,250
Signature Healthcare Bowling Green	176	0	128	298	259	34	133	47,558	74.03%	64,240
WARREN County Total:	490	290	398	1,277	1,125	143	407	147,450	83.88%	175,788
ADD: 4 Total	1,875	1,553	1,432	3,255	2,701	473	1,513	546,463	80.63%	677,700

ADD / Facility	Licensed Beds	Beds In Operation	Beginning Census	Admissions	Discharges	Deaths	Ending Census	Total Patient Days	Occupancy Percentage	Potential Patient Days
ADD:5										
BRECKINRIDGE										
Breckinridge Memorial Nursing Facility	18	18	14	17	4	9	18	6,209	94.51%	6,570
Hardinsburg Nursing and Rehabilitation	63	63	57	127	91	36	57	20,842	90.64%	22,995
BRECKINRIDGE County Total:	81	81	71	144	95	45	75	27,051	91.50%	29,565
GRAYSON										
Grayson Nursing and Rehabilitation	72	72	62	94	65	21	70	24,823	94.46%	26,280
Spring View Health and Rehab Center	71	71	63	176	136	34	69	24,425	94.25%	25,915
GRAYSON County Total:	143	143	125	270	201	55	139	49,248	94.35%	52,195
HARDIN										
Elizabethtown Nursing and Rehab	65	65	54	138	120	20	52	20,131	84.85%	23,725
Helmwood Healthcare Center	60	60	42	134	100	26	50	18,250	83.33%	21,900
Kensington Center	82	82	65	309	272	36	66	26,723	89.28%	29,930
Nursing Facility of Hardin Memorial Hospital	15	15	8	138	138	2	6	2,025	36.99%	5,475
Radcliff Veterans Center	120	120	51	5	1	22	33	15,222	34.75%	43,800
Signature Healthcare at North Hardin Rehab	148	148	102	239	190	44	107	40,144	75.33%	53,290
Signature Healthcare of Elizabethtown	112	104	62	252	202	31	81	29,191	71.41%	40,880
HARDIN County Total:	602	594	384	1,215	1,023	181	395	151,686	69.26%	219,000
LARUE										
Sunrise Manor Nursing Home	137	137	101	195	134	54	108	36,423	72.84%	50,005
LARUE County Total:	137	137	101	195	134	54	108	36,423	72.84%	50,005
MARION										
Cedars Of Lebanon Nursing Center	81	81	36	30	26	10	30	13,043	44.12%	29,565
Loretto Motherhouse Infirmary	55	55	51	20	9	20	42	16,137	80.38%	20,075
The Village of Lebanon II	0	0	15	0	15	0	0	0	0	0
Village of Lebanon II (NF)	16	16	12	15	8	6	13	4,157	71.18%	5,840
MARION County Total:	152	152	114	65	58	36	85	33,337	60.09%	55,480
MEADE										
Brandenburg Nursing and Rehabilitation	57	55	50	118	97	20	51	15,856	78.98%	20,075
MEADE County Total:	57	55	50	118	97	20	51	15,856	78.98%	20,075
NELSON										
Flaget Memorial Hospital NF	7	0	0	0	0	0	0	0	0	0
Landmark of Bardstown Rehab and Nursing	100	100	75	183	149	35	74	2,898	7.94%	36,500

ADD / Facility	Licensed Beds	Beds In Operation	Beginning Census	Admissions	Discharges	Deaths	Ending Census	Total Patient Days	Occupancy Percentage	Potential Patient Days
Signature Healthcare At Colonial Rehab	65	65	48	94	78	11	53	18,238	76.87%	23,725
NELSON County Total:	172	165	123	277	227	46	127	21,136	35.10%	60,225
WASHINGTON										
Sansbury Care Center	48	48	35	31	13	8	45	14,709	83.96%	17,520
Springfield Nursing and Rehabilitation Center	70	70	49	97	73	16	57	20,091	100.00%	20,091
WASHINGTON County Total:	118	118	84	128	86	24	102	34,800	92.53%	37,611
ADD: 5 Total	1,462	1,445	1,052	2,412	1,921	461	1,082	369,537	70.50%	524,156
ADD:6										
BULLITT										
Bedrock HC at Green Meadows	122	122	67	195	133	46	83	29,152	65.47%	44,530
Sanders Ridge Health Campus	56	56	29	199	152	27	49	15,738	77.00%	20,440
BULLITT County Total:	178	178	96	394	285	73	132	44,890	69.09%	64,970
HENRY										
New Castle Nursing and Rehab	60	60	53	55	38	19	51	19,933	91.02%	21,900
HENRY County Total:	60	60	53	55	38	19	51	19,933	91.02%	21,900
JEFFERSON										
Cherokee Park Rehabilitation	84	84	66	280	261	10	75	27,213	88.76%	30,660
Christian Health Center of Louisville	118	118	80	149	101	30	98	33,545	77.88%	43,070
Clifton Oaks Care Center	110	110	96	204	179	29	92	33,580	83.64%	40,150
Episcopal Church Home	96	52	37	55	47	30	22	9,651	27.54%	35,040
Essex Nursing and Rehabilitation Center	128	128	84	239	180	34	109	37,108	79.43%	46,720
Forest Springs Health Campus	58	58	42	338	290	38	52	18,305	86.47%	21,170
Franciscan Health Care Center	85	0	56	585	554	22	65	23,328	75.19%	31,025
Glen Ridge Health Campus	57	0	26	475	440	15	46	16,132	77.54%	20,805
Highlands Nursing and Rehabilitation Center	154	154	124	157	133	10	138	46,736	83.15%	56,210
Hillcreek Rehabilitation and Care	172	0	142	420	397	23	142	51,830	82.56%	62,780
Home of the Innocents	76	76	71	37	34	1	73	26,767	96.49%	27,740
Jeffersontown Rehabilitation	98	98	70	234	201	17	86	30,970	86.58%	35,770
Kindred Hospital - Louisville	47	44	39	39	25	14	39	14,235	82.98%	17,155
Kindred Nursing and Rehabilitation-Bashford	122	0	0	0	0	0	0	0	0	0
Klondike Center	62	62	54	102	94	3	59	19,825	87.60%	22,630
Landmark of Iroquois Park and Nursing Center	120	120	66	194	99	73	88	29,565	67.50%	43,800

ADD / Facility	Licensed Beds	Beds In Operation	Beginning Census	Admissions	Discharges	Deaths	Ending Census	Total Patient Days	Occupancy Percentage	Potential Patient Days
Landmark of Louisville Rehab and Nursing	252	252	197	301	301	27	170	66,930	72.77%	91,980
Landmark of River City Rehabilitation and Nursing	92	92	52	129	114	9	58	22,289	66.38%	33,580
Little Sisters of the Poor	35	35	30	15	2	9	34	11,627	91.01%	12,775
Louisville East Post Acute	178	178	161	340	306	29	166	61,954	95.36%	64,970
Lyndon Woods Care and Rehabilitation	145	0	110	109	81	20	118	43,070	81.38%	52,925
Masonic Home of Louisville	167	167	139	1,164	1,093	68	142	52,064	85.41%	60,955
Nazareth Home	118	118	105	363	275	93	100	36,500	84.75%	43,070
Nazareth Home Clifton	101	101	76	480	393	74	89	27,740	75.25%	36,865
Park Terrace Health Campus	88	88	57	325	294	27	61	23,408	72.88%	32,120
Regency Center	110	110	100	192	186	16	90	29,533	100.00%	29,533
Regis Woods	186	186	121	111	214	18	0	33,928	49.97%	67,890
Rivers Edge Nursing and Rehabilitation Center	100	100	84	92	65	27	84	30,240	82.85%	36,500
Seneca Place	107	107	92	222	207	17	90	32,282	82.66%	39,055
Signature Healthcare at Glenview	0	0	0	0	0	0	0	0	0	0
Signature Healthcare At Jefferson Manor Rehab	100	100	66	587	548	34	75	24,400	66.85%	36,500
Signature Healthcare at Jefferson Place Rehab	95	95	56	567	542	21	60	22,507	64.91%	34,675
Signature Healthcare at Meadowview Rehab	0	0	0	0	0	0	0	0	0	0
Signature Healthcare At Rockford Rehab	110	0	72	200	158	21	93	33,945	84.55%	40,150
Signature Healthcare at St Mary Elizabeth Hosp	26	0	20	511	504	9	18	7,342	77.37%	9,490
Signature Healthcare of East Louisville	128	128	86	383	346	31	92	33,580	71.88%	46,720
Signature Healthcare of South Louisville	100	100	80	492	457	42	73	29,648	81.23%	36,500
Springhurst Health and Rehab	90	90	38	216	180	28	46	16,504	50.24%	32,850
St Matthews Care Center	125	125	99	233	173	51	108	37,249	81.64%	45,625
Summerfield Rehab and Wellness	165	161	107	143	150	20	80	32,775	55.77%	58,765
Sycamore Heights Health and Rehab	96	96	69	197	164	25	77	26,989	77.02%	35,040
The Forum at Brookside	40	40	26	29	50	5	0	2,484	41.13%	6,040
The Springs at Stony Brook	66	59	53	171	154	21	49	16,310	67.70%	24,090
Treyton Oaks Towers	60	60	39	210	176	33	40	15,502	70.79%	21,900
Valhalla Post Acute	130	130	104	478	425	36	121	45,195	95.25%	47,450
Wesley Manor	68	64	57	15	6	10	56	20,535	82.74%	24,820

ADD / Facility	Licensed Beds	Beds In Operation	Beginning Census	Admissions	Discharges	Deaths	Ending Census	Total Patient Days	Occupancy Percentage	Potential Patient Days
Westport Place Health Campus	62	62	32	299	270	17	44	15,031	66.42%	22,630
JEFFERSON County Total:	4,727	3,948	3,381	12,082	10,869	1,187	3,418	1,270,351	76.52%	1,660,188
OLDHAM										
Baptist Health La Grange	30	24	5	72	75	2	0	1,905	26.24%	7,260
Friendship Health and Rehab	0	0	0	0	0	0	0	0	0	0
Richwood Nursing and Rehab	120	120	103	102	71	23	111	40,897	93.37%	43,800
OLDHAM County Total:	150	144	108	174	146	25	111	42,802	83.83%	51,060
SHELBY										
Crestview Center	58	58	51	88	69	13	57	10,192	95.50%	10,672
Masonic Home of Shelbyville	117	111	77	362	333	29	77	27,701	64.87%	42,705
SHELBY County Total:	175	169	128	450	402	42	134	37,893	70.99%	53,377
SPENCER										
Signature Healthcare of Spencer County	120	120	68	169	138	19	80	27,306	62.34%	43,800
SPENCER County Total:	120	120	68	169	138	19	80	27,306	62.34%	43,800
TRIMBLE										
Bedford Springs Health and Rehabilitation	60	58	36	97	70	20	43	14,288	65.24%	21,900
TRIMBLE County Total:	60	58	36	97	70	20	43	14,288	65.24%	21,900
ADD: 6 Total	5,470	4,677	3,870	13,421	11,948	1,385	3,969	1,457,463	76.02%	1,917,195
ADD:7										
BOONE										
Boonespring Transitional Care Center	143	143	116	472	398	59	131	43,523	83.39%	52,195
Bridgepoint Care and Rehabilitation Center	151	151	137	230	216	28	123	47,589	86.34%	55,115
Florence Park Care Center	150	150	100	188	142	41	105	36,366	66.42%	54,750
BOONE County Total:	444	444	353	890	756	128	359	127,478	78.66%	162,060
CAMPBELL										
Carmel Manor	95	95	58	84	60	40	42	19,377	55.88%	34,675
Coldspring Transitional Care Center	143	0	127	342	316	27	126	44,870	85.97%	52,195
Highlandspring of Ft Thomas	140	140	97	471	398	51	119	43,534	85.19%	51,100
St Elizabeth Florence SNF	20	20	13	332	328	3	16	5,367	73.52%	7,300
St Elizabeth FT Thomas SNF	26	22	16	419	408	11	16	5,589	58.89%	9,490
The Seasons at Alexandria	117	117	106	309	263	43	109	40,073	93.84%	42,705
CAMPBELL County Total:	541	394	417	1,957	1,773	175	428	158,810	80.42%	197,465

ADD / Facility	Licensed Beds	Beds In Operation	Beginning Census	Admissions	Discharges	Deaths	Ending Census	Total Patient Days	Occupancy Percentage	Potential Patient Days
CARROLL										
Signature Healthcare of Carrollton Rehab	78	78	60	120	93	25	62	24,487	86.01%	28,470
CARROLL County Total:	78	78	60	120	93	25	62	24,487	86.01%	28,470
GALLATIN										
Gallatin Nursing and Rehab	120	0	86	169	111	30	114	37,359	85.29%	43,800
GALLATIN County Total:	120	0	86	169	111	30	114	37,359	85.29%	43,800
GRANT										
Grant Center	95	95	72	91	65	9	89	31,399	90.55%	34,675
GRANT County Total:	95	95	72	91	65	9	89	31,399	90.55%	34,675
KENTON										
Emerald Trace	68	68	32	418	369	28	53	16,996	68.48%	24,820
Madonna Manor	59	59	51	183	154	29	51	17,868	82.97%	21,535
Rosedale Green	176	176	126	138	60	61	143	49,964	77.78%	64,240
The Pavilion at Kenton	82	82	71	144	143	5	67	26,300	89.67%	29,330
Village Care Center	90	90	86	153	114	32	93	31,730	96.59%	32,850
Villaspring of Erlanger	140	140	117	451	384	61	123	42,708	83.58%	51,100
Woodcrest Nursing and Rehabilitation Center	127	127	72	129	97	24	80	27,531	59.39%	46,355
KENTON County Total:	742	742	555	1,616	1,321	240	610	213,097	78.86%	270,230
OWEN										
Owenton Center	100	100	76	107	90	13	80	36,500	100.00%	36,500
OWEN County Total:	100	100	76	107	90	13	80	36,500	100.00%	36,500
PENDLETON										
River Valley Nursing Home	60	60	55	90	59	41	45	18,827	85.97%	21,900
PENDLETON County Total:	60	60	55	90	59	41	45	18,827	85.97%	21,900
ADD: 7 Total	2,180	1,913	1,674	5,040	4,268	661	1,787	647,957	81.49%	795,100
ADD:8										
BRACKEN										
Bracken County Post-Acute and Rehabilitation Center	32	32	24	29	19	5	29	4,051	82.74%	4,896
BRACKEN County Total:	32	32	24	29	19	5	29	4,051	82.74%	4,896
FLEMING										
Pioneer Trace Nursing Home	102	92	61	57	36	30	58	25,202	67.69%	37,230
FLEMING County Total:	102	92	61	57	36	30	58	25,202	67.69%	37,230
LEWIS										
Vanceburg Rehabilitation and Care	94	0	71	136	108	12	87	31,755	92.55%	34,310
LEWIS County Total:	94	0	71	136	108	12	87	31,755	92.55%	34,310

ADD / Facility	Licensed Beds	Beds In Operation	Beginning Census	Admissions	Discharges	Deaths	Ending Census	Total Patient Days	Occupancy Percentage	Potential Patient Days
MASON										
Maysville Nursing and Rehabilitation Facility	130	130	69	248	172	38	107	39,055	82.31%	47,450
MASON County Total:	130	130	69	248	172	38	107	39,055	82.31%	47,450
ROBERTSON										
Robertson County Health Care Facility	60	60	41	107	69	22	57	19,635	89.66%	21,900
ROBERTSON County Total:	60	60	41	107	69	22	57	19,635	89.66%	21,900
ADD: 8 Total	418	314	266	577	404	107	338	119,698	82.11%	145,786
ADD:9										
BATH										
Ridgeway Nursing and Rehabilitation	99	99	91	144	123	25	87	30,999	85.79%	36,135
BATH County Total:	99	99	91	144	123	25	87	30,999	85.79%	36,135
MENIFEE										
Edgewood Estates	60	60	36	32	17	13	38	13,026	59.48%	21,900
MENIFEE County Total:	60	60	36	32	17	13	38	13,026	59.48%	21,900
MONTGOMERY										
Windsor Care Center	144	144	97	342	289	39	111	41,028	78.06%	52,560
MONTGOMERY County Total:	144	144	97	342	289	39	111	41,028	78.06%	52,560
MORGAN										
West Liberty Nursing and Rehabilitation Center	48	48	47	57	44	13	47	16,060	91.67%	17,520
MORGAN County Total:	48	48	47	57	44	13	47	16,060	91.67%	17,520
ROWAN										
Life Care Center of Morehead	97	96	84	90	80	14	80	31,403	88.70%	35,405
St Claire Medical Center TCU	10	0	0	0	0	0	0	0	0	0
ROWAN County Total:	107	96	84	90	80	14	80	31,403	88.70%	35,405
ADD: 9 Total	458	447	355	665	553	104	363	132,516	81.04%	163,520
ADD:10										
BOYD										
Boyd Nursing and Rehabilitation Center	60	60	52	112	100	8	56	19,729	99.55%	19,819
Kings Daughters Medical Center (NF)	20	0	0	0	0	0	0	0	0	0
Kingsbrook Lifecare Center	137	137	124	535	513	38	108	43,520	87.03%	50,005
Woodland Oaks	110	110	97	229	201	19	106	37,918	94.44%	40,150
BOYD County Total:	327	307	273	876	814	65	270	101,167	91.99%	109,974

ADD / Facility	Licensed Beds	Beds In Operation	Beginning Census	Admi- ssions	Disch- arges	Deaths	Ending Census	Total Patient Days	Occupancy Percentage	Potential Patient Days
CARTER										
Carter Nursing and Rehabilitation Center	120	120	99	175	123	38	113	41,140	93.93%	43,800
CARTER County Total:	120	120	99	175	123	38	113	41,140	93.93%	43,800
ELLIOTT										
Elliott Nursing and Rehabilitation Center	75	75	68	76	45	31	68	25,334	92.54%	27,375
ELLIOTT County Total:	75	75	68	76	45	31	68	25,334	92.54%	27,375
GREENUP										
Oakmont Manor	85	85	74	266	233	30	77	28,597	99.93%	28,616
South Shore Nursing and Rehabilitation Center	60	60	47	85	64	15	53	18,051	82.42%	21,900
Wurtland Nursing and Rehabilitation Center	126	124	88	147	97	33	105	35,287	77.97%	45,260
GREENUP County Total:	271	269	209	498	394	78	235	81,935	85.55%	95,776
LAWRENCE										
The Jordan Center	120	120	60	57	49	16	52	22,014	50.26%	43,800
LAWRENCE County Total:	120	120	60	57	49	16	52	22,014	50.26%	43,800
ADD: 10 Total	913	891	709	1,682	1,425	228	738	271,590	84.68%	320,725
ADD:11										
FLOYD										
Highlands ARH Regional Medical Center (NF)	18	0	0	0	0	0	0	0	0	0
Prestonsburg Health Care Center	56	54	40	190	170	13	47	16,321	79.85%	20,440
Riverview Health Care Center	121	121	75	190	128	40	97	33,791	76.51%	44,165
FLOYD County Total:	195	175	115	380	298	53	144	50,112	77.57%	64,605
JOHNSON										
Mountain Manor of Paintsville	126	126	84	100	67	20	97	33,168	72.12%	45,990
JOHNSON County Total:	126	126	84	100	67	20	97	33,168	72.12%	45,990
MAGOFFIN										
Salyersville Nursing and Rehabilitation Center	142	136	87	145	118	18	102	36,326	70.09%	51,830
MAGOFFIN County Total:	142	136	87	145	118	18	102	36,326	70.09%	51,830
MARTIN										
Martin County Health Care Facility	65	65	46	118	88	13	63	21,627	91.16%	23,725
MARTIN County Total:	65	65	46	118	88	13	63	21,627	91.16%	23,725
PIKE										
Good Shepherd Community Nursing Center	118	118	101	202	166	27	110	40,374	93.74%	43,070
Landmark of Elkhorn City Rehabilitation	106	106	79	101	71	19	90	32,309	83.51%	38,690
Parkview Nursing and Rehabilitation Center (Pikeville)	120	120	88	170	141	24	93	35,669	81.44%	43,800

ADD / Facility	Licensed Beds	Beds In Operation	Beginning Census	Admissions	Discharges	Deaths	Ending Census	Total Patient Days	Occupancy Percentage	Potential Patient Days
Pikeville Nursing and Rehab Center	106	0	87	270	225	44	88	30,158	78.97%	38,190
Tug Valley ARH Skilled Nursing Facility	35	34	14	128	120	9	13	5,743	45.83%	12,530
PIKE County Total:	485	378	369	871	723	123	394	144,253	81.83%	176,280
ADD: 11 Total	1,013	880	701	1,614	1,294	227	800	285,486	78.77%	362,430
ADD:12										
BREATHITT										
Nim Henson Geriatric Center	120	0	55	36	56	5	30	4,885	11.15%	43,800
BREATHITT County Total:	120	0	55	36	56	5	30	4,885	11.15%	43,800
KNOTT										
Knott County Health and Rehabilitation Center	92	92	76	107	90	18	75	29,126	86.74%	33,580
KNOTT County Total:	92	92	76	107	90	18	75	29,126	86.74%	33,580
LEE										
Lee County Care and Rehabilitation Center	109	109	79	227	164	43	99	34,478	86.66%	39,785
LEE County Total:	109	109	79	227	164	43	99	34,478	86.66%	39,785
LESLIE										
Hyden Health and Rehabilitation Center	94	94	89	82	83	8	80	31,985	93.22%	34,310
LESLIE County Total:	94	94	89	82	83	8	80	31,985	93.22%	34,310
LETCHER										
Letcher Manor	142	142	104	223	203	9	115	36,291	70.02%	51,830
LETCHER County Total:	142	142	104	223	203	9	115	36,291	70.02%	51,830
OWSLEY										
Owsley County Health Care Center	99	99	63	94	60	28	69	24,892	84.19%	29,565
OWSLEY County Total:	99	99	63	94	60	28	69	24,892	84.19%	29,565
PERRY										
Hazard Health and Rehabilitation Center	200	200	142	180	137	43	142	62,658	85.83%	73,000
Paul E Patton Eastern Ky Veterans Center	120	120	85	8	3	17	73	29,696	67.80%	43,800
PERRY County Total:	320	320	227	188	140	60	215	92,354	79.07%	116,800
WOLFE										
Wolfe County Health and Rehabilitation Center	100	0	86	65	48	14	89	33,647	92.18%	36,500
WOLFE County Total:	100	0	86	65	48	14	89	33,647	92.18%	36,500
ADD: 12 Total	1,076	856	779	1,022	844	185	772	287,658	74.49%	386,170
ADD:13										
BELL										
Middlesboro Nursing and Rehab	95	95	86	146	89	51	92	33,076	95.39%	34,675
Mountain View Nursing and Rehab Ctr	115	115	61	109	93	16	61	21,107	50.28%	41,975
Pineville Community Hospital	0	0	0	0	0	0	0	0	0	0

ADD / Facility	Licensed Beds	Beds In Operation	Beginning Census	Admi- ssions	Disch- arges	Deaths	Ending Census	Total Patient Days	Occupancy Percentage	Potential Patient Days
BELL County Total:	210	210	147	255	182	67	153	54,183	70.69%	76,650
CLAY										
Landmark of Laurel Creek Rehab and Nursing	106	106	88	141	111	32	86	32,805	84.79%	38,690
CLAY County Total:	106	106	88	141	111	32	86	32,805	84.79%	38,690
HARLAN										
Harlan Health and Rehabilitation Center	143	143	76	140	75	25	116	43,285	82.93%	52,195
Tri-Cities Nursing and Rehabilitation Center	85	85	50	141	102	25	64	22,343	72.02%	31,025
HARLAN County Total:	228	228	126	281	177	50	180	65,628	78.86%	83,220
JACKSON										
Signature HealthCare at Jackson Manor	51	51	47	122	106	21	42	15,872	85.26%	18,615
JACKSON County Total:	51	51	47	122	106	21	42	15,872	85.26%	18,615
KNOX										
Barbourville Health and Rehabilitation Center	135	135	106	95	62	26	115	43,840	88.97%	49,275
Christian Health Center - Corbin	100	100	81	127	96	23	89	30,553	83.71%	36,500
KNOX County Total:	235	235	187	222	158	49	204	74,393	86.73%	85,775
LAUREL										
Hillcrest Health and Rehabilitation Center	120	120	85	82	65	21	81	30,178	68.90%	43,800
Laurel Heights Home for the Elderly	143	143	116	109	61	44	120	44,186	84.66%	52,195
LAUREL County Total:	263	263	201	191	126	65	201	74,364	77.47%	95,995
ROCKCASTLE										
Rockcastle Health and Rehabilitation Center	104	104	74	250	213	35	76	27,219	71.70%	37,960
Rockcastle Regional Hospital and Respiratory Care	143	143	122	182	134	54	116	43,823	83.96%	52,195
ROCKCASTLE County Total:	247	247	196	432	347	89	192	71,042	78.80%	90,155
WHITLEY										
Corbin Health and Rehabilitation Center	100	100	79	74	56	23	74	28,287	77.50%	36,500
The Heritage	85	85	64	176	137	21	82	27,128	87.44%	31,025
Williamsburg Health and Rehabilitation Center	125	125	90	87	54	27	96	35,588	78.00%	45,625
WHITLEY County Total:	310	310	233	337	247	71	252	91,003	80.43%	113,150
ADD: 13 Total	1,650	1,650	1,225	1,981	1,454	444	1,310	479,290	79.58%	602,250
ADD:14										
ADAIR										
Signature Healthcare At Summit Manor Rehab	104	104	57	121	77	27	74	25,379	66.86%	37,960
ADAIR County Total:	104	104	57	121	77	27	74	25,379	66.86%	37,960

ADD / Facility	Licensed Beds	Beds In Operation	Beginning Census	Admi- ssions	Disch- arges	Deaths	Ending Census	Total Patient Days	Occupancy Percentage	Potential Patient Days
CASEY										
Liberty Care and Rehabilitation Center	97	97	71	93	68	22	74	22,947	64.81%	35,405
CASEY County Total:	97	97	71	93	68	22	74	22,947	64.81%	35,405
CLINTON										
Clinton County Care and Rehabilitation Center	52	52	40	97	66	23	48	16,421	86.52%	18,980
CLINTON County Total:	52	52	40	97	66	23	48	16,421	86.52%	18,980
CUMBERLAND										
Cumberland Valley Manor	84	84	74	26	17	24	59	23,391	76.29%	30,660
CUMBERLAND County Total:	84	84	74	26	17	24	59	23,391	76.29%	30,660
GREEN										
Green Hill Rehabilitation and Care	118	118	83	134	100	26	91	32,030	74.37%	43,070
McDowell Skilled Nursing Facility	5	0	0	0	0	0	0	0	0.00%	1,825
GREEN County Total:	123	118	83	134	100	26	91	32,030	71.34%	44,895
MCCREARY										
Signature Healthcare of McCreary County Rehab	60	60	42	105	90	9	48	17,967	82.04%	21,900
MCCREARY County Total:	60	60	42	105	90	9	48	17,967	82.04%	21,900
PULASKI										
Cumberland Nursing and Rehabilitation Center	93	93	74	97	78	20	73	28,096	82.77%	33,945
Lake Cumberland Regional Hospital SCU	12	12	7	180	177	0	10	3,257	74.36%	4,380
Somerset Nursing and Rehabilitation Facility	123	123	91	195	129	48	109	36,975	82.36%	44,895
Somerwoods Nursing and Rehabilitation	166	166	96	102	79	24	95	36,842	60.81%	60,590
PULASKI County Total:	394	394	268	574	463	92	287	105,170	73.13%	143,810
RUSSELL										
Fair Oaks Health Systems	114	114	73	81	43	38	73	30,169	72.50%	41,610
RUSSELL County Total:	114	114	73	81	43	38	73	30,169	72.50%	41,610
TAYLOR										
Campbellsville Nursing and Rehabilitation	72	67	40	137	105	20	52	19,013	77.75%	24,455
The Grandview Nursing and Rehabilitation Facility	81	81	69	170	131	29	79	26,215	88.67%	29,565
TAYLOR County Total:	153	148	109	307	236	49	131	45,228	83.72%	54,020
WAYNE										
Hicks Golden Years Nursing Home	59	59	46	46	15	28	49	17,279	80.24%	21,535
WAYNE County Total:	59	59	46	46	15	28	49	17,279	80.24%	21,535
ADD: 14 Total	1,240	1,230	863	1,584	1,175	338	934	335,981	74.53%	450,775

ADD / Facility	Licensed Beds	Beds In Operation	Beginning Census	Admi- ssions	Disch- arges	Deaths	Ending Census	Total Patient Days	Occupancy Percentage	Potential Patient Days
ADD:15										
ANDERSON										
Signature Healthcare at Heritage Hall Rehab	94	94	61	223	178	25	81	29,849	87.00%	34,310
ANDERSON County Total:	94	94	61	223	178	25	81	29,849	87.00%	34,310
BOURBON										
Bourbon Heights	67	67	59	34	14	21	58	21,170	86.57%	24,455
BOURBON County Total:	67	67	59	34	14	21	58	21,170	86.57%	24,455
BOYLE										
Danville Center For Health	106	106	69	131	104	28	68	27,211	70.33%	38,690
Landmark of Danville Rehabilitation and Nursing Center, LLC	90	90	55	75	49	13	68	24,179	73.60%	32,850
BOYLE County Total:	196	196	124	206	153	41	136	51,390	71.83%	71,540
CLARK										
Clark Regional Medical Center Transitional Care Unit	21	21	16	243	241	4	14	5,394	100.00%	5,394
Fountain Circle Care and Rehab Ctr	179	147	123	378	320	53	128	45,758	85.28%	53,655
CLARK County Total:	200	168	139	621	561	57	142	51,152	86.63%	59,049
ESTILL										
Irvine Nursing and Rehabilitation	86	86	72	171	142	28	73	26,310	83.82%	31,390
ESTILL County Total:	86	86	72	171	142	28	73	26,310	83.82%	31,390
FAYETTE										
Bluegrass Care and Rehabilitation Center	124	116	98	274	242	24	106	34,522	81.54%	42,340
Cambridge Place	118	104	81	68	50	16	83	31,105	81.94%	37,960
Cardinal Hill Rehab Unit	74	74	32	806	805	2	31	10,456	38.71%	27,010
Homestead Post Acute	136	136	119	458	424	29	124	44,279	89.20%	49,640
Lexington Country Place	111	94	66	150	119	35	62	22,783	56.23%	40,515
Lexington Premier Nursing and Rehab, LLC	120	90	66	225	180	35	76	28,588	65.27%	43,800
Mayfair Manor	98	94	78	292	260	30	80	30,109	95.92%	31,390
Northpoint Lexington Healthcare Center	150	150	111	233	203	23	118	39,201	71.60%	54,750
Pine Meadows Post Acute	120	120	112	228	199	36	105	40,243	91.88%	43,800
Sayre Christian Village Nursing Home	153	153	110	118	80	31	117	43,831	78.49%	55,845
Signature Healthcare At Tanbark Rehab	34	34	24	520	507	12	25	9,522	76.73%	12,410
The Willows at Fritz Farm	54	54	43	210	176	24	53	17,684	89.72%	19,710
The Willows at Hamburg	54	54	53	115	95	21	52	18,217	92.43%	19,710
Willows at Citation	54	54	36	259	230	27	48	16,016	81.26%	19,710
FAYETTE County Total:	1,400	1,327	1,029	3,956	3,570	345	1,080	386,556	77.53%	498,590
FRANKLIN										
Bradford Square Center	100	100	94	175	148	35	86	30,018	82.24%	36,500

ADD / Facility	Licensed Beds	Beds In Operation	Beginning Census	Admissions	Discharges	Deaths	Ending Census	Total Patient Days	Occupancy Percentage	Potential Patient Days
Frankfort Rehab and Care	100	0	69	130	108	21	70	25,550	70.00%	36,500
FRANKLIN County Total:	200	100	163	305	256	56	156	55,568	76.12%	73,000
GARRARD										
Landmark of Lancaster Rehabilitation and Nursing	96	96	79	109	64	34	90	31,255	89.20%	35,040
GARRARD County Total:	96	96	79	109	64	34	90	31,255	89.20%	35,040
HARRISON										
Cedar Ridge Health Campus	48	48	44	97	82	14	45	15,586	88.96%	17,520
Edgemont Healthcare	68	68	60	45	21	23	61	20,419	82.27%	24,820
Grand Haven Nursing Home	54	54	51	57	41	22	45	17,770	93.62%	18,980
HARRISON County Total:	170	170	155	199	144	59	151	53,775	87.70%	61,320
JESSAMINE										
Nicholasville Nursing and Rehabilitation	73	68	55	128	117	6	61	22,786	91.80%	24,820
Thomson Hood Veterans Center	285	285	93	43	6	32	98	36,869	35.44%	104,025
JESSAMINE County Total:	358	353	148	171	123	38	159	59,655	46.30%	128,845
LINCOLN										
Stanford Care and Rehab	128	128	101	149	85	53	112	39,651	84.87%	46,720
LINCOLN County Total:	128	128	101	149	85	53	112	39,651	84.87%	46,720
MADISON										
Berea Health and Rehabilitation	84	71	50	162	121	20	71	23,268	75.89%	30,660
Kenwood Health and Rehabilitation Center	93	93	55	208	159	31	73	24,330	71.67%	33,945
Madison Health and Rehabilitation Center	92	92	67	137	106	17	81	25,939	77.25%	33,580
Telford Terrace	25	25	15	30	18	8	19	6,670	73.10%	9,125
The Terrace Nursing and Rehabilitation	102	102	83	151	111	29	94	32,586	87.53%	37,230
MADISON County Total:	396	383	270	688	515	105	338	112,793	78.04%	144,540
MERCER										
Harrodsburg Health and Rehab Ctr	112	112	75	186	112	49	100	28,655	70.10%	40,880
The Willows at Harrodsburg	45	45	31	157	118	28	42	14,501	88.29%	16,425
MERCER County Total:	157	157	106	343	230	77	142	43,156	75.31%	57,305
NICHOLAS										
Johnson Mathers Nursing Home	104	104	90	73	50	28	72	32,463	85.52%	37,960
NICHOLAS County Total:	104	104	90	73	50	28	72	32,463	85.52%	37,960
POWELL										
Stanton Nursing and Rehabilitation Center	81	81	60	93	62	26	65	23,306	78.83%	29,565
POWELL County Total:	81	81	60	93	62	26	65	23,306	78.83%	29,565

ADD / Facility	Licensed Beds	Beds In Operation	Beginning Census	Admissions	Discharges	Deaths	Ending Census	Total Patient Days	Occupancy Percentage	Potential Patient Days
SCOTT										
Harborview Dover	85	85	59	129	90	21	77	27,816	89.66%	31,025
Signature Healthcare of Georgetown	65	65	57	211	191	19	58	21,405	90.22%	23,725
SCOTT County Total:	150	150	116	340	281	40	135	49,221	89.90%	54,750
WOODFORD										
The Homeplace At Midway	23	23	23	11	3	9	22	7,948	94.68%	8,395
WOODFORD County Total:	23	23	23	11	3	9	22	7,948	94.68%	8,395
ADD: 15 Total	3,906	3,683	2,795	7,692	6,431	1,042	3,012	1,075,218	76.98%	1,396,774
Statewide Total	26,541	23,716	19,013	47,978	39,883	6,894	20,185	7,196,409	76.52%	9,404,978

Table 1A - Census Data- Nursing Facility Beds 2021

ADD / Facility	Number of Licensed Beds	Beds In Operation	Beginning Census	Admissions	Discharges	Deaths	Ending Census	Total Patient Days	Occupancy Percentage
PURCHASE	1,631	1,492	1,079	2,935	2,288	484	1,242	395,67	70.06%
PENNYRILE	1,826	1,638	1,218	2,146	1,594	464	1,304	442,21	67.54%
GREEN RIVER	1,423	1,047	995	1,952	1,583	291	1,021	349,66	78.94%
BARREN RIVER	1,875	1,553	1,432	3,255	2,701	473	1,513	546,46	80.63%
LINCOLN TRAIL	1,462	1,445	1,052	2,412	1,921	461	1,082	369,53	70.50%
KIPDA	5,470	4,677	3,870	13,421	11,948	1,385	3,969	1,457,46	76.02%
NORTHERN KY	2,180	1,913	1,674	5,040	4,268	661	1,787	647,95	81.49%
BUFFALO TRACE	418	314	266	577	404	107	338	119,69	82.11%
GATEWAY	458	447	355	665	553	104	363	132,51	81.04%
FIVCO	913	891	709	1,682	1,425	228	738	271,59	84.68%
BIG SANDY	1,013	880	701	1,614	1,294	227	800	285,48	78.77%
KY RIVER	1,076	856	779	1,022	844	185	772	287,65	74.49%
CUMBERLAND VALLEY	1,650	1,650	1,225	1,981	1,454	444	1,310	479,29	79.58%
LAKE CUMBERLAND	1,240	1,230	863	1,584	1,175	338	934	335,98	74.53%
BLUEGRASS	3,906	3,683	2,795	7,692	6,431	1,042	3,012	1,075,21	76.98%
Statewide Total	26,541	23,716	19,013	47,978	39,883	6,894	20,185	7,196,40	76.52%

2021 ANNUAL KENTUCKY LONG TERM CARE UTILIZATION AND SERVICE REPORT

Table 2 - Census Data- Personal Care Beds

ADD / Facility	Licensed Beds	Beds In Operation	Beginning Census	Admissions	Discharges	Deaths	Ending Census	Total Patient Days	Occupancy Percentage	Potential Patient Days
ADD:1										
CALLOWAY										
Fern Terrace of Murray	103	87	61	14	74	1	0	0	0.00%	37,595
Gardens At Hickory Woods	22	22	8	12	7	0	13	3,560	44.33%	8,030
CALLOWAY County Total:	125	109	69	26	81	1	13	3,560	7.80%	45,625
CARLISLE										
Countryside Center	8	8	6	5	3	0	8	2,382	81.58%	2,920
CARLISLE County Total:	8	8	6	5	3	0	8	2,382	81.58%	2,920
GRAVES										
Fern Terrace of Mayfield	140	136	117	60	48	1	128	44,016	87.33%	50,400
GRAVES County Total:	140	136	117	60	48	1	128	44,016	87.33%	50,400
HICKMAN										
Clinton Hickman County Nursing Facility	10	10	5	2	2	0	5	1,994	54.63%	3,650
Clinton Place	10	10	7	0	2	0	5	2,555	70.00%	3,650
HICKMAN County Total:	20	20	12	2	4	0	10	4,549	62.32%	7,300
MCCRACKEN										
Gaither Suites at West Park	29	29	24	26	21	0	29	9,638	91.05%	10,585
MCCRACKEN County Total:	29	29	24	26	21	0	29	9,638	91.05%	10,585
ADD: 1 Total	322	302	228	119	157	2	188	64,145	54.90%	116,830
ADD:2										
CALDWELL										
Highland Homes, Inc.	100	100	82	32	35	0	79	28,835	79.00%	36,500
CALDWELL County Total:	100	100	82	32	35	0	79	28,835	79.00%	36,500
CHRISTIAN										
Christian County Manor	78	78	48	14	20	0	42	15,330	53.85%	28,470
Christian Health Center, Hopkinsville	2	2	2	1	1	0	2	640	87.67%	730
Pennyrile Home	94	94	71	7	18	0	60	23,812	69.40%	34,310
CHRISTIAN County Total:	174	174	121	22	39	0	104	39,782	62.64%	63,510
CRITTENDEN										
Crittenden County Health and Rehabilitation Center	0	0	0	0	0	0	0	0	0.00%	0
CRITTENDEN County Total:	0	0	0	0	0	0	0	0	0.00%	0
HOPKINS										
The Homestead	64	64	52	24	17	2	57	19,377	82.95%	23,360
HOPKINS County Total:	64	64	52	24	17	2	57	19,377	82.95%	23,360

ADD / Facility	Licensed Beds	Beds In Operation	Beginning Census	Admissions	Discharges	Deaths	Ending Census	Total Patient Days	Occupancy Percentage	Potential Patient Days
MUHLENBERG										
Greenville Nursing and Rehabilitation	14	14	2	5	0	0	7	2,605	50.98%	5,110
Sparks Nursing Center	88	88	71	50	38	7	76	25,094	78.13%	32,120
MUHLENBERG County Total:	102	102	73	55	38	7	83	27,699	74.40%	37,230
TRIGG										
Better Senior Living	68	68	51	7	9	1	48	18,443	76.56%	24,090
TRIGG County Total:	68	68	51	7	9	1	48	18,443	76.56%	24,090
ADD: 2 Total	508	508	379	140	138	10	371	134,136	72.63%	184,690
ADD:3										
DAVIESS										
Carmel Home	79	79	64	33	18	7	72	26,678	92.52%	28,835
Cedarhurst of Owensboro	90	90	0	46	10	1	45	270	100.00%	270
Davco Rest Home	92	92	78	30	25	0	83	28,686	85.43%	33,580
Fern Terrace of Owensboro	68	68	52	19	23	0	48	19,240	77.52%	24,820
Owensboro Center	39	39	7	2	0	0	9	1,656	23.20%	7,137
DAVIESS County Total:	368	368	201	130	76	8	257	76,530	80.86%	94,642
HANCOCK										
The Oaks PCH/Lewisport	56	56	51	14	17	0	48	18,668	91.33%	20,440
HANCOCK County Total:	56	56	51	14	17	0	48	18,668	91.33%	20,440
HENDERSON										
Henderson Manor	64	64	29	12	15	0	26	9,544	40.86%	23,360
HENDERSON County Total:	64	64	29	12	15	0	26	9,544	40.86%	23,360
MCLEAN										
Sunny Acres	32	32	24	4	7	0	21	7,718	66.08%	11,680
MCLEAN County Total:	32	32	24	4	7	0	21	7,718	66.08%	11,680
OHIO										
Beaver Dam Nursing and Rehab Center	23	0	15	0	0	0	0	0	0.00%	0
OHIO County Total:	23	0	15	0	0	0	0	0	0.00%	0
ADD: 3 Total	543	520	320	160	115	8	352	112,460	74.91%	150,122
ADD:4										
ALLEN										
Cornerstone Manor	36	36	35	18	19	0	34	11,670	88.81%	13,140
Scottsville Manor	40	40	30	9	13	0	26	10,328	70.74%	14,600
ALLEN County Total:	76	76	65	27	32	0	60	21,998	79.30%	27,740
BARREN										
NHC HealthCare, Glasgow	12	12	0	0	0	0	0	0	0.00%	4,380
BARREN County Total:	12	12	0	0	0	0	0	0	0.00%	4,380

ADD / Facility	Licensed Beds	Beds In Operation	Beginning Census	Admissions	Discharges	Deaths	Ending Census	Total Patient Days	Occupancy Percentage	Potential Patient Days
EDMONSON										
Edmonson Center	12	12	5	2	1	0	6	1,447	33.04%	4,380
EDMONSON County Total:	12	12	5	2	1	0	6	1,447	33.04%	4,380
HART										
Hart County Manor	54	54	49	7	9	1	46	17,911	90.87%	19,710
HART County Total:	54	54	49	7	9	1	46	17,911	90.87%	19,710
METCALFE										
Harpers Home for the Aged	27	27	17	4	4	0	17	6,205	62.96%	9,855
Metcalfe Health Care Center	13	13	5	2	4	0	3	1,641	34.58%	4,745
METCALFE County Total:	40	40	22	6	8	0	20	7,846	53.74%	14,600
SIMPSON										
Lewis Memorial Methodist Home	23	23	20	9	8	3	18	6,432	76.62%	8,395
SIMPSON County Total:	23	23	20	9	8	3	18	6,432	76.62%	8,395
WARREN										
Christian Health Center, Bowling Green	54	0	42	41	35	1	47	17,155	94.00%	18,250
Fern Terrace of Bowling Green	114	114	99	39	35	0	103	36,370	87.41%	41,610
The Haven At Massey Springs	18	18	15	8	5	2	16	5,360	81.58%	6,570
WARREN County Total:	186	132	156	88	75	3	166	58,885	88.64%	66,430
ADD: 4 Total	403	349	317	139	133	7	316	114,519	78.63%	145,635
ADD:5										
GRAYSON										
Grayson Nursing and Rehabilitation	30	30	11	8	6	2	11	3,543	32.36%	10,950
GRAYSON County Total:	30	30	11	8	6	2	11	3,543	32.36%	10,950
HARDIN										
Signature Healthcare at North Hardin Rehab	16	16	0	0	0	0	0	0	0.00%	5,840
HARDIN County Total:	16	16	0	0	0	0	0	0	0.00%	5,840
MARION										
Loretto Motherhouse Infirmary	30	30	7	1	1	0	7	2,841	25.95%	10,950
The Village of Lebanon II	10	10	3	4	5	0	2	914	25.04%	3,650
MARION County Total:	40	40	10	5	6	0	9	3,755	25.72%	14,600
NELSON										
Cooper Trail Senior Living	83	83	4	46	13	0	37	9,419	31.09%	30,295
Windsor Gardens CCRC	32	32	20	16	3	15	18	5,886	50.39%	11,680
NELSON County Total:	115	115	24	62	16	15	55	15,305	36.46%	41,975
WASHINGTON										
Sansbury Care Center	11	11	7	3	8	0	2	1,608	40.05%	4,015

ADD / Facility	Licensed Beds	Beds In Operation	Beginning Census	Admiss- ions	Disch- arges	Deaths	Ending Census	Total Patient Days	Occupancy Percentage	Potential Patient Days
WASHINGTON County Total:	11	11	7	3	8	0	2	1,608	40.05%	4,015
ADD: 5 Total	212	212	52	78	36	17	77	24,211	31.29%	77,380
ADD:6										
BULLITT										
Colonial House of Shepherdsville	62	62	61	6	6	0	61	22,265	98.39%	22,630
Sanders Ridge Health Campus	41	41	17	33	24	1	25	8,705	58.17%	14,965
BULLITT County Total:	103	103	78	39	30	1	86	30,970	82.38%	37,595
JEFFERSON										
Anthology of Louisville	101	0	59	36	33	13	49	21,631	58.68%	36,865
Barton House of Louisville 1	20	20	16	13	5	4	20	7,050	96.58%	7,300
Belmont Village	128	122	79	67	23	31	92	33,580	71.88%	46,720
Brookdale Stonestreet	20	19	18	15	10	8	15	5,700	78.08%	7,300
Dominion Senior Living of Louisville	80	61	45	35	19	8	53	18,973	85.21%	22,265
Eastern Star Home in KY	24	24	6	3	2	1	6	2,036	23.24%	8,760
Episcopal Church Home	83	57	22	0	6	1	15	5,475	18.07%	30,295
Forest Hills Commons	122	122	89	46	38	9	88	35,572	79.88%	44,530
Forest Springs Health Campus	37	37	20	28	26	0	22	6,808	50.41%	13,505
Glen Ridge Health Campus	26	0	15	22	15	2	20	6,389	83.35%	7,665
Hallmark House Louisville II	32	32	14	12	5	5	16	5,532	47.36%	11,680
Heartsong Memory Care	36	36	12	24	14	4	18	6,601	50.24%	13,140
Little Sisters of the Poor	15	15	11	4	8	0	7	3,774	68.93%	5,475
Louisville Protestant Altenheim	30	30	18	4	6	0	16	5,999	54.79%	10,950
Masonic Home of Louisville	102	102	37	37	18	8	48	15,675	42.10%	37,230
Morning Pointe Of Louisville At South Hurstbourne	80	80	63	53	19	17	80	29,200	100.00%	29,200
Nazareth Home	50	50	39	26	27	5	33	11,880	65.10%	18,250
Nazareth Home Clifton	31	31	8	4	5	1	6	2,190	19.35%	11,315
Parrs at Springhurst	91	91	50	26	26	6	47	17,472	52.60%	33,215
Rose Anna Hughes Home	57	52	38	4	12	2	28	9,757	46.90%	20,805
Storypoint Prospect	65	65	29	26	11	4	36	12,045	50.77%	23,725
Sunrise of Louisville	94	94	65	34	27	11	61	23,049	67.18%	34,310
The Enclave of East Louisville	102	80	55	34	20	14	55	19,893	53.43%	37,230
The Forum at Brookside	24	0	19	12	6	4	21	8,140	92.92%	8,760
The Grand Senior Living	86	86	28	51	21	3	55	14,326	45.64%	31,390
The Lantern At Morning Pointe (Louisville)	44	44	25	39	14	13	37	13,505	84.09%	16,060
 The Legacy at English Station	 65	 60	 44	 49	 18	 16	 59	 19,240	 81.10%	 23,725

ADD / Facility	Licensed Beds	Beds In Operation	Beginning Census	Admissions	Discharges	Deaths	Ending Census	Total Patient Days	Occupancy Percentage	Potential Patient Days
The Springs at Stony Brook	41	26	36	24	29	0	31	10,936	73.08%	14,965
Treyton Oaks Towers	40	40	21	33	18	3	33	9,470	64.86%	14,600
Wesley Manor	39	29	20	16	7	6	23	7,789	54.72%	14,235
Westport Place Health Campus	26	26	21	19	13	4	23	7,374	77.70%	9,490
Wickshire Blankenbaker	99	50	43	42	27	11	47	16,425	45.45%	36,135
JEFFERSON County Total:	1,890	1,581	1,065	838	528	214	1,160	413,486	60.71%	681,090
SHELBY										
Colonial Hall Manor	57	57	56	20	18	1	57	20,024	96.25%	20,805
Masonic Home of Shelbyville	76	28	22	22	22	1	21	8,269	29.81%	27,740
SHELBY County Total:	133	85	78	42	40	2	78	28,293	58.28%	48,545
ADD: 6 Total	2,126	1,769	1,221	919	598	217	1,324	472,749	61.62%	767,230
ADD:7										
BOONE										
Colonial Gardens	80	80	74	44	34	17	67	25,732	88.12%	29,200
Dominion Senior Living of Florence	84	84	60	34	28	5	61	22,030	99.33%	22,179
BOONE County Total:	164	164	134	78	62	22	128	47,762	92.96%	51,379
CAMPBELL										
Carmel Manor	80	24	6	7	2	1	10	3,153	10.80%	29,200
The Seasons at Alexandria	66	66	25	45	28	0	42	13,538	56.20%	24,090
CAMPBELL County Total:	146	90	31	52	30	1	52	16,691	31.32%	53,290
CARROLL										
Carrollton Manor	32	0	31	6	5	0	32	11,511	98.55%	11,680
Valley Haven Rest Home	45	45	44	4	3	1	44	16,060	97.78%	16,425
CARROLL County Total:	77	45	75	10	8	1	76	27,571	98.10%	28,105
GRANT										
Jonesville Rest Home	26	26	26	7	6	1	26	9,420	99.26%	9,490
GRANT County Total:	26	26	26	7	6	1	26	9,420	99.26%	9,490
KENTON										
Charter Senior Living of Edgewood	113	113	49	84	34	28	71	22,061	53.49%	41,245
Covington Ladies Home	40	24	18	7	8	0	17	5,562	81.99%	6,784
Emerald Trace	6	6	9	2	5	2	4	1,813	82.79%	2,190
Ivy Knoll	45	45	28	28	17	5	34	13,915	84.72%	16,425
Madonna Manor	24	24	18	16	17	1	16	6,708	76.58%	8,760
Regency Manor	59	59	55	28	25	0	58	20,224	93.91%	21,535
Regency Manor North	30	30	30	10	12	0	28	10,433	95.28%	10,950
St Charles Care Center	32	32	23	28	26	2	23	8,493	72.71%	11,680
KENTON County Total:	349	333	230	203	144	38	251	89,209	74.61%	119,569

ADD / Facility	Licensed Beds	Beds In Operation	Beginning Census	Admissions	Discharges	Deaths	Ending Census	Total Patient Days	Occupancy Percentage	Potential Patient Days
PENDLETON										
Falmouth Personal Care Home	27	27	18	20	12	0	26	9,516	96.56%	9,855
The Front Gate	19	0	18	6	5	0	19	6,935	100.00%	6,935
PENDLETON County Total:	46	27	36	26	17	0	45	16,451	97.98%	16,790
ADD: 7 Total	808	685	532	376	267	63	578	207,104	74.33%	278,623
ADD:9										
MENIFEE										
Edgewood Estates	8	8	4	0	0	1	3	1,103	37.77%	2,920
MENIFEE County Total:	8	8	4	0	0	1	3	1,103	37.77%	2,920
MONTGOMERY										
Regency Memory Care	26	26	13	24	12	1	24	7,073	74.53%	9,490
MONTGOMERY County Total:	26	26	13	24	12	1	24	7,073	74.53%	9,490
MORGAN										
West Liberty Nursing and Rehabilitation Center	2	2	2	0	0	0	2	730	100.00%	730
MORGAN County Total:	2	2	2	0	0	0	2	730	100.00%	730
ADD: 9 Total	36	36	19	24	12	2	29	8,906	67.78%	13,140
ADD:10										
BOYD										
Artrips Personal Care Home	22	22	18	5	4	1	18	6,570	81.82%	8,030
Kings Daughters And Sons Home	36	0	28	16	14	0	30	11,425	86.95%	13,140
BOYD County Total:	58	22	46	21	18	1	48	17,995	85.00%	21,170
GREENUP										
Frasures Personal Care Home	61	61	57	16	22	0	51	20,101	90.28%	22,265
Morning Pointe of Russell	58	58	38	34	10	5	57	20,805	98.28%	21,170
The Lantern At Morning Pointe Alzheimers and Memory Care	44	44	37	26	14	4	45	16,060	100.00%	16,060
Trinity Station Retirement Community	30	30	21	31	21	8	23	6,695	61.14%	10,950
GREENUP County Total:	193	193	153	107	67	17	176	63,661	90.37%	70,445
LAWRENCE										
The Jordan Center	0	0	0	0	0	0	0	0	0.00%	0
LAWRENCE County Total:	0	0	0	0	0	0	0	0	0.00%	0
ADD: 10 Total	251	215	199	128	85	18	224	81,656	89.13%	91,615
ADD:11										
JOHNSON										
Venture Home of Paintsville	65	65	65	21	20	1	65	23,620	99.56%	23,725
JOHNSON County Total:	65	65	65	21	20	1	65	23,620	99.56%	23,725

ADD / Facility	Licensed Beds	Beds In Operation	Beginning Census	Admissions	Discharges	Deaths	Ending Census	Total Patient Days	Occupancy Percentage	Potential Patient Days
MAGOFFIN										
Salysersville Nursing and Rehabilitation Center	1	0	0	0	0	0	0	0	0.00%	365
MAGOFFIN County Total:	1	0	0	0	0	0	0	0	0.00%	365
PIKE										
Good Shepherd Community Nursing Center	0	0	0	0	0	0	0	0	0.00%	0
PIKE County Total:	0	0	0	0	0	0	0	0	0.00%	0
ADD: 11 Total	66	65	65	21	20	1	65	23,620	98.05%	24,090
ADD:12										
KNOTT										
Golden Years Rest Home	84	84	75	30	25	2	78	28,470	92.86%	30,660
KNOTT County Total:	84	84	75	30	25	2	78	28,470	92.86%	30,660
OWSLEY										
Owsley County Health Care Center	0	0	0	0	0	0	0	0	0.00%	0
OWSLEY County Total:	0	0	0	0	0	0	0	0	0.00%	0
ADD: 12 Total	84	84	75	30	25	2	78	28,470	92.86%	30,660
ADD:13										
BELL										
Generations Center of Middlesboro	64	64	59	29	24	3	61	22,265	95.31%	23,360
BELL County Total:	64	64	59	29	24	3	61	22,265	95.31%	23,360
HARLAN										
The Laurels	82	80	60	18	8	5	65	22,476	75.10%	29,930
HARLAN County Total:	82	80	60	18	8	5	65	22,476	75.10%	29,930
KNOX										
Christian Health Center - Corbin	2	2	1	1	1	0	1	534	73.15%	730
KNOX County Total:	2	2	1	1	1	0	1	534	73.15%	730
ADD: 13 Total	148	146	120	48	33	8	127	45,275	83.81%	54,020
ADD:14										
MCCREARY										
Cumberland Manor Rest Home	49	49	46	19	22	1	42	15,331	85.72%	17,885
MCCREARY County Total:	49	49	46	19	22	1	42	15,331	85.72%	17,885
PULASKI										
Bluegrass Senior Living Somerset	72	72	23	54	26	4	47	11,962	45.52%	26,280
Crestview Personal Care	30	30	30	7	8	0	29	10,584	96.66%	10,950
PULASKI County Total:	102	102	53	61	34	4	76	22,546	60.56%	37,230

ADD / Facility	Licensed Beds	Beds In Operation	Beginning Census	Admissions	Discharges	Deaths	Ending Census	Total Patient Days	Occupancy Percentage	Potential Patient Days
TAYLOR										
Bluegrass Way	24	24	2	8	4	0	6	1,748	19.95%	8,760
TAYLOR County Total:	24	24	2	8	4	0	6	1,748	19.95%	8,760
WAYNE										
Dishman Personal Care Home	49	49	37	4	12	0	29	11,455	64.16%	17,855
Hicks Golden Years Nursing Home	1	1	1	0	1	0	0	326	89.32%	365
WAYNE County Total:	50	50	38	4	13	0	29	11,781	64.66%	18,220
ADD: 14 Total	225	225	139	92	73	5	153	51,406	62.62%	82,095
ADD:15										
BOURBON										
Bourbon Heights	10	9	5	1	0	0	7	2,743	83.50%	3,285
BOURBON County Total:	10	9	5	1	0	0	7	2,743	83.50%	3,285
BOYLE										
McDowell Place of Danville	12	12	8	7	7	0	8	3,071	70.70%	4,344
Morning Pointe of Danville	66	66	58	33	25	9	57	20,805	86.36%	24,090
Walkers Trail Senior Living	83	83	0	39	16	1	22	4,257	14.05%	30,295
BOYLE County Total:	161	161	66	79	48	10	87	28,133	47.90%	58,729
CLARK										
BOONESBORO TRAIL SENIOR LIVING	83	83	0	43	5	2	36	9,180	43.37%	21,165
CLARK County Total:	83	83	0	43	5	2	36	9,180	43.37%	21,165
ESTILL										
Irvine Nursing and Rehabilitation	2	2	0	2	0	0	2	42	11.51%	365
ESTILL County Total:	2	2	0	2	0	0	2	42	11.51%	365
FAYETTE										
Cedarhurst of Beaumont	130	104	73	37	22	16	72	39,055	82.31%	47,450
Central Ky Recovery Center Unit 1	16	0	0	0	0	0	0	0	0.00%	0
Central KY Recovery Center Unit 2	16	16	11	28	24	0	15	4,933	84.47%	5,840
Lantern at Morning Pointe Alz and Memory Care	50	44	34	28	22	9	31	11,315	62.00%	18,250
Legacy Reserve at Fritz Farm	52	52	50	41	38	1	52	18,980	100.00%	18,980
Lexington Country Place	22	22	17	28	22	3	20	6,811	84.82%	8,030
Mayfair Village Retirement Center	24	0	14	2	9	0	7	2,902	33.13%	8,760
Morning Pointe of Lexington	80	80	52	47	31	7	61	22,265	76.25%	29,200
Morning Pointe of Lexington East	80	56	50	32	13	15	54	17,476	59.85%	29,200
PRESTON GREENS SENIOR LIVING	138	138	20	38	8	5	45	16,425	32.61%	50,370
Richmond Place Senior Living	81	0	56	52	41	10	57	20,047	67.81%	29,565
Signature Healthcare At Tanbark Rehab	62	62	25	21	26	2	18	8,852	39.12%	22,630

ADD / Facility	Licensed Beds	Beds In Operation	Beginning Census	Admiss- ions	Disch- arges	Deaths	Ending Census	Total Patient Days	Occupancy Percentage	Potential Patient Days
The Breckinridge	26	24	16	5	7	3	11	4,172	43.96%	9,490
The Legacy at the Willows	25	25	21	22	27	2	14	6,128	67.16%	9,125
The Willows at Fritz Farm	31	31	15	26	20	1	20	7,042	62.24%	11,315
The Willows at Hamburg	39	0	25	27	25	2	25	9,281	65.20%	14,235
Willows at Citation	32	32	23	25	18	4	26	8,318	71.22%	11,680
FAYETTE County Total:	904	686	502	459	353	80	528	204,002	62.94%	324,120
FRANKLIN										
Dominion Senior Living of Frankfort	84	84	50	38	24	9	55	20,993	92.59%	22,674
Morning Pointe of Frankfort	48	48	48	25	16	14	43	17,520	100.00%	17,520
The Lantern at Morning Pointe of Frankfort	42	38	40	33	18	14	41	11,117	72.52%	15,330
FRANKLIN County Total:	174	170	138	96	58	37	139	49,630	89.38%	55,524
HARRISON										
Cedar Ridge Health Campus	39	39	21	25	17	2	27	8,117	57.02%	14,235
Parkside Manor	51	51	51	11	12	0	50	18,496	99.36%	18,615
Shady Lawn Home	75	75	75	22	22	0	75	26,607	97.19%	27,375
HARRISON County Total:	165	165	147	58	51	2	152	53,220	88.37%	60,225
JESSAMINE										
Bridgepointe At Ashgrove Woods	78	72	41	46	34	6	47	16,496	61.07%	27,010
Rose Terrace Lodge	40	40	38	9	8	1	38	13,909	95.27%	14,600
Wesley Village	28	22	21	5	5	1	20	7,320	71.62%	10,220
JESSAMINE County Total:	146	134	100	60	47	8	105	37,725	72.79%	51,830
LINCOLN										
Waynesburg Manor	28	28	28	7	5	4	26	9,540	93.35%	10,220
LINCOLN County Total:	28	28	28	7	5	4	26	9,540	93.35%	10,220
MADISON										
Dominion Senior Living of Richmond	85	85	41	44	36	3	46	19,356	100.00%	19,356
Morning Pointe of Richmond	48	48	27	14	13	4	24	8,859	50.57%	17,520
Telford Terrace	14	12	8	5	5	0	8	2,632	60.09%	4,380
MADISON County Total:	147	145	76	63	54	7	78	30,847	74.77%	41,256
MERCER										
The Willows at Harrodsburg	36	36	20	25	10	1	34	9,294	70.73%	13,140
MERCER County Total:	36	36	20	25	10	1	34	9,294	70.73%	13,140
POWELL										
Stanton Nursing and Rehabilitation Center	1	1	0	1	0	0	1	268	73.42%	365
POWELL County Total:	1	1	0	1	0	0	1	268	73.42%	365

ADD / Facility	Licensed Beds	Beds In Operation	Beginning Census	Admiss- ions	Disch- arges	Deaths	Ending Census	Total Patient Days	Occupancy Percentage	Potential Patient Days
SCOTT										
The Meadows At Windsor Gardens	19	18	5	9	5	2	7	2,063	40.37%	5,110
SCOTT County Total:	19	18	5	9	5	2	7	2,063	40.37%	5,110
WOODFORD										
Daisy Hill Senior Living	24	18	0	15	1	0	14	2,478	66.67%	3,717
Taylor Manor Nursing Home	24	0	3	2	0	2	3	1,313	14.99%	8,760
The Homeplace At Midway	8	8	6	7	3	2	8	2,607	89.28%	2,920
WOODFORD County Total:	56	26	9	24	4	4	25	6,398	41.55%	15,397
ADD: 15 Total	1,932	1,664	1,096	927	640	157	1,227	443,085	67.06%	660,731
Statewide Total	7,664	6,780	4,762	3,201	2,332	517	5,109	1,811,742	67.68%	2,676,861

2021 ANNUAL KENTUCKY LONG TERM CARE UTILIZATION AND SERVICE REPORT

Table 2A - Personal Care Bed Resident Census by CMHC Region and Percent of SMI

CMHC Region / County / Facility	Licensed PC Beds	Total PC Residents	Total PC Residents With SMI	Total PC Residents With SMI Receiving State Supp	Percent of Residents With SMI
Adanta					
MCCREARY					
Cumberland Manor Rest Home	49	65	65	60	100.00%
MCCREARY County Total:	49	65	65	60	100.00%
PULASKI					
Crestview Personal Care	30	37	20	20	54.05%
Bluegrass Senior Living Somerset	72	77	1	0	1.30%
PULASKI County Total:	102	114	21	20	18.42%
TAYLOR					
Bluegrass Way	24	10	0	0	0.00%
TAYLOR County Total:	24	10	0	0	0.00%
WAYNE					
Dishman Personal Care Home	49	41	40	40	97.56%
Hicks Golden Years Nursing Home	1	1	0	0	0.00%
WAYNE County Total:	50	42	40	40	95.24%
Adanta CMHC Total:	225	231	126	120	54.55%

*CMHC - Community Mental Health Center

*SMI - Severe Mental Illness

2021 ANNUAL KENTUCKY LONG TERM CARE UTILIZATION AND SERVICE REPORT

Table 2A - Personal Care Bed Resident Census by CMHC Region and Percent of SMI

CMHC Region / County / Facility	Licensed PC Beds	Total PC Residents	Total PC Residents With SMI	Total PC Residents With SMI Receiving State Supp	Percent of Residents With SMI
Bluegrass					
BOYLE					
McDowell Place of Danville	12	15	0	0	0.00%
Morning Pointe of Danville	66	0	0	0	0.00%
Walkers Trail Senior Living	83	39	0	0	0.00%
BOYLE County Total:	161	54	0	0	0.00%
CLARK					
BOONESBORO TRAIL SENIOR LIVING	83	43	0	0	0.00%
CLARK County Total:	83	43	0	0	0.00%
ESTILL					
Irvine Nursing and Rehabilitation	2	2	2	0	100.00%
ESTILL County Total:	2	2	2	0	100.00%
FAYETTE					
Legacy Reserve at Fritz Farm	52	91	0	0	0.00%
Mayfair Village Retirement Center	24	16	0	0	0.00%
Richmond Place Senior Living	81	108	0	0	0.00%
Lexington Country Place	22	45	0	0	0.00%
Signature Healthcare At Tanbark Rehab	62	46	0	0	0.00%

*CMHC - Community Mental Health Center

*SMI - Severe Mental Illness

2021 ANNUAL KENTUCKY LONG TERM CARE UTILIZATION AND SERVICE REPORT

Table 2A - Personal Care Bed Resident Census by CMHC Region and Percent of SMI

CMHC Region / County / Facility	Licensed PC Beds	Total PC Residents	Total PC Residents With SMI	Total PC Residents With SMI Receiving State Supp	Percent of Residents With SMI
The Breckinridge	26	21	0	0	0.00%
Morning Pointe of Lexington	80	99	0	0	0.00%
The Willows at Hamburg	39	52	0	0	0.00%
Lantern at Morning Pointe Alz and Memory Care	50	0	0	0	0.00%
Central Ky Recovery Center Unit 1	16	0	0	0	0.00%
Central KY Recovery Center Unit 2	16	39	39	19	100.00%
Morning Pointe of Lexington East	80	82	0	0	0.00%
The Legacy at the Willows	25	43	0	0	0.00%
Willows at Citation	32	48	0	0	0.00%
The Willows at Fritz Farm	31	41	0	0	0.00%
Cedarhurst of Beaumont	130	110	0	0	0.00%
PRESTON GREENS SENIOR LIVING	138	58	0	0	0.00%
FAYETTE County Total:	904	899	39	19	4.34%
FRANKLIN					
Dominion Senior Living of Frankfort	84	88	0	0	0.00%
The Lantern at Morning Pointe of Frankfort	42	73	0	0	0.00%

*CMHC - Community Mental Health Center

*SMI - Severe Mental Illness

2021 ANNUAL KENTUCKY LONG TERM CARE UTILIZATION AND SERVICE REPORT

Table 2A - Personal Care Bed Resident Census by CMHC Region and Percent of SMI

CMHC Region / County / Facility	Licensed PC Beds	Total PC Residents	Total PC Residents With SMI	Total PC Residents With SMI Receiving State Supp	Percent of Residents With SMI
Morning Pointe of Frankfort	48	73	0	0	0.00%
FRANKLIN County Total:	174	234	0	0	0.00%
HARRISON					
Cedar Ridge Health Campus	39	46	0	0	0.00%
Parkside Manor	51	62	28	26	45.16%
Shady Lawn Home	75	97	42	40	43.30%
HARRISON County Total:	165	205	70	66	34.15%
JESSAMINE					
Rose Terrace Lodge	40	47	45	32	95.74%
Wesley Village	28	26	0	0	0.00%
Bridgepointe At Ashgrove Woods	78	88	0	0	0.00%
JESSAMINE County Total:	146	161	45	32	27.95%
LINCOLN					
Waynesburg Manor	28	35	23	12	65.71%
LINCOLN County Total:	28	35	23	12	65.71%
MADISON					
Dominion Senior Living of Richmond	85	85	0	0	0.00%

*CMHC - Community Mental Health Center

*SMI - Severe Mental Illness

2021 ANNUAL KENTUCKY LONG TERM CARE UTILIZATION AND SERVICE REPORT

Table 2A - Personal Care Bed Resident Census by CMHC Region and Percent of SMI

CMHC Region / County / Facility	Licensed PC Beds	Total PC Residents	Total PC Residents With SMI	Total PC Residents With SMI Receiving State Supp	Percent of Residents With SMI
Morning Pointe of Richmond	48	41	0	0	0.00%
Telford Terrace	14	13	0	0	0.00%
MADISON County Total:	147	139	0	0	0.00%
MERCER					
The Willows at Harrodsburg	36	45	0	0	0.00%
MERCER County Total:	36	45	0	0	0.00%
POWELL					
Stanton Nursing and Rehabilitation Center	1	1	1	1	100.00%
POWELL County Total:	1	1	1	1	100.00%
SCOTT					
The Meadows At Windsor Gardens	19	14	0	0	0.00%
SCOTT County Total:	19	14	0	0	0.00%
WOODFORD					
Taylor Manor Nursing Home	24	5	0	0	0.00%
The Homeplace At Midway	8	13	0	0	0.00%
Daisy Hill Senior Living	24	15	2	0	13.33%
WOODFORD County Total:	56	33	2	0	6.06%
Bluegrass CMHC Total:	1,922	1,865	182	130	9.76%

*CMHC - Community Mental Health Center

*SMI - Severe Mental Illness

2021 ANNUAL KENTUCKY LONG TERM CARE UTILIZATION AND SERVICE REPORT

Table 2A - Personal Care Bed Resident Census by CMHC Region and Percent of SMI

CMHC Region / County / Facility	Licensed PC Beds	Total PC Residents	Total PC Residents With SMI	Total PC Residents With SMI Receiving State Supp	Percent of Residents With SMI
Communicare					
GRAYSON					
Grayson Nursing and Rehabilitation	30	19	2	2	10.53%
GRAYSON County Total:	30	19	2	2	10.53%
HARDIN					
Signature Healthcare at North Hardin Rehab	16	0	0	0	0.00%
HARDIN County Total:	16	0	0	0	0.00%
MARION					
Loretto Motherhouse Infirmary	30	8	0	0	0.00%
The Village of Lebanon II	10	7	0	0	0.00%
MARION County Total:	40	15	0	0	0.00%
NELSON					
Windsor Gardens CCRC	32	36	0	0	0.00%
Cooper Trail Senior Living	83	50	0	0	0.00%
NELSON County Total:	115	86	0	0	0.00%
WASHINGTON					
Sansbury Care Center	11	10	0	0	0.00%
WASHINGTON County Total:	11	10	0	0	0.00%

*CMHC - Community Mental Health Center

*SMI - Severe Mental Illness

2021 ANNUAL KENTUCKY LONG TERM CARE UTILIZATION AND SERVICE REPORT

Table 2A - Personal Care Bed Resident Census by CMHC Region and Percent of SMI

CMHC Region / County / Facility	Licensed PC Beds	Total PC Residents	Total PC Residents With SMI	Total PC Residents With SMI Receiving State Supp	Percent of Residents With SMI
Communicare CMHC Total:	212	130	2	2	1.54%
Cumberland River					
BELL					
Generations Center of Middlesboro	64	88	88	85	100.00%
BELL County Total:	64	88	88	85	100.00%
HARLAN					
The Laurels	82	78	73	66	93.59%
HARLAN County Total:	82	78	73	66	93.59%
KNOX					
Christian Health Center - Corbin	2	2	1	1	50.00%
KNOX County Total:	2	2	1	1	50.00%
Cumberland River CMHC Total:	148	168	162	152	96.43%
Four Rivers					
CALLOWAY					
Fern Terrace of Murray	103	75	20	14	26.67%
Gardens At Hickory Woods	22	20	0	0	0.00%
CALLOWAY County Total:	125	95	20	14	21.05%

*CMHC - Community Mental Health Center

*SMI - Severe Mental Illness

2021 ANNUAL KENTUCKY LONG TERM CARE UTILIZATION AND SERVICE REPORT

Table 2A - Personal Care Bed Resident Census by CMHC Region and Percent of SMI

CMHC Region / County / Facility	Licensed PC Beds	Total PC Residents	Total PC Residents With SMI	Total PC Residents With SMI Receiving State Supp	Percent of Residents With SMI
CARLISLE					
Countryside Center	8	11	0	0	0.00%
CARLISLE County Total:	8	11	0	0	0.00%
GRAVES					
Fern Terrace of Mayfield	140	175	153	146	87.43%
GRAVES County Total:	140	175	153	146	87.43%
HICKMAN					
Clinton Place	10	7	0	0	0.00%
Clinton Hickman County Nursing Facility	10	7	0	0	0.00%
HICKMAN County Total:	20	14	0	0	0.00%
MCCRACKEN					
Gaither Suites at West Park	29	50	0	0	0.00%
MCCRACKEN County Total:	29	50	0	0	0.00%
Four Rivers CMHC Total:	322	345	173	160	50.14%

*CMHC - Community Mental Health Center

*SMI - Severe Mental Illness

2021 ANNUAL KENTUCKY LONG TERM CARE UTILIZATION AND SERVICE REPORT

Table 2A - Personal Care Bed Resident Census by CMHC Region and Percent of SMI

CMHC Region / County / Facility	Licensed PC Beds	Total PC Residents	Total PC Residents With SMI	Total PC Residents With SMI Receiving State Supp	Percent of Residents With SMI
Kentucky River					
KNOTT					
Golden Years Rest Home	84	105	105	21	100.00%
KNOTT County Total:	84	105	105	21	100.00%
Kentucky River CMHC Total:	84	105	105	21	100.00%
LifeSkills					
ALLEN					
Cornerstone Manor	36	53	53	52	100.00%
Scottsville Manor	40	39	39	24	100.00%
ALLEN County Total:	76	92	92	76	100.00%
BARREN					
NHC HealthCare, Glasgow	12	0	0	0	0.00%
BARREN County Total:	12	0	0	0	0.00%
EDMONSON					
Edmonson Center	12	7	2	2	28.57%
EDMONSON County Total:	12	7	2	2	28.57%
HART					
Hart County Manor	54	56	39	28	69.64%
HART County Total:	54	56	39	28	69.64%

*CMHC - Community Mental Health Center

*SMI - Severe Mental Illness

2021 ANNUAL KENTUCKY LONG TERM CARE UTILIZATION AND SERVICE REPORT

Table 2A - Personal Care Bed Resident Census by CMHC Region and Percent of SMI

CMHC Region / County / Facility	Licensed PC Beds	Total PC Residents	Total PC Residents With SMI	Total PC Residents With SMI Receiving State Supp	Percent of Residents With SMI
METCALFE					
Harpers Home for the Aged	27	21	0	0	0.00%
Metcalfe Health Care Center	13	7	0	0	0.00%
METCALFE County Total:	40	28	0	0	0.00%
SIMPSON					
Lewis Memorial Methodist Home	23	29	3	0	10.34%
SIMPSON County Total:	23	29	3	0	10.34%
WARREN					
Christian Health Center, Bowling Green	54	83	0	0	0.00%
Fern Terrace of Bowling Green	114	138	131	106	94.93%
The Haven At Massey Springs	18	23	0	0	0.00%
WARREN County Total:	186	244	131	106	53.69%
LifeSkills CMHC Total:	403	456	267	212	58.55%
Mountain					
JOHNSON					
Venture Home of Paintsville	65	86	86	84	100.00%
JOHNSON County Total:	65	86	86	84	100.00%

*CMHC - Community Mental Health Center

*SMI - Severe Mental Illness

2021 ANNUAL KENTUCKY LONG TERM CARE UTILIZATION AND SERVICE REPORT

Table 2A - Personal Care Bed Resident Census by CMHC Region and Percent of SMI

CMHC Region / County / Facility	Licensed PC Beds	Total PC Residents	Total PC Residents With SMI	Total PC Residents With SMI Receiving State Supp	Percent of Residents With SMI
MAGOFFIN					
Salyersville Nursing and Rehabilitation Center	1	0	0	0	0.00%
MAGOFFIN County Total:	1	0	0	0	0.00%
Mountain CMHC Total:	66	86	86	84	100.00%
NorthKey					
BOONE					
Dominion Senior Living of Florence	84	94	0	0	0.00%
Colonial Gardens	80	118	0	0	0.00%
BOONE County Total:	164	212	0	0	0.00%
CAMPBELL					
The Seasons at Alexandria	66	70	0	0	0.00%
Carmel Manor	80	13	3	0	23.08%
CAMPBELL County Total:	146	83	3	0	3.61%
CARROLL					
Carrollton Manor	32	37	36	28	97.30%

*CMHC - Community Mental Health Center

*SMI - Severe Mental Illness

2021 ANNUAL KENTUCKY LONG TERM CARE UTILIZATION AND SERVICE REPORT

Table 2A - Personal Care Bed Resident Census by CMHC Region and Percent of SMI

CMHC Region / County / Facility	Licensed PC Beds	Total PC Residents	Total PC Residents With SMI	Total PC Residents With SMI Receiving State Supp	Percent of Residents With SMI
Valley Haven Rest Home	45	48	48	43	100.00%
CARROLL County Total:	77	85	84	71	98.82%
GRANT					
Jonesville Rest Home	26	33	23	22	69.70%
GRANT County Total:	26	33	23	22	69.70%
KENTON					
Regency Manor North	30	40	13	11	32.50%
Ivy Knoll	45	56	20	0	35.71%
Charter Senior Living of Edgewood	113	133	0	0	0.00%
Covington Ladies Home	40	25	0	0	0.00%
Madonna Manor	24	34	1	0	2.94%
Regency Manor	59	83	25	20	30.12%
St Charles Care Center	32	51	0	0	0.00%
Emerald Trace	6	11	0	0	0.00%
KENTON County Total:	349	433	59	31	13.63%
PENDLETON					
Falmouth Personal Care Home	27	38	24	24	63.16%

*CMHC - Community Mental Health Center

*SMI - Severe Mental Illness

2021 ANNUAL KENTUCKY LONG TERM CARE UTILIZATION AND SERVICE REPORT

Table 2A - Personal Care Bed Resident Census by CMHC Region and Percent of SMI

CMHC Region / County / Facility	Licensed PC Beds	Total PC Residents	Total PC Residents With SMI	Total PC Residents With SMI Receiving State Supp	Percent of Residents With SMI
The Front Gate	19	24	24	24	100.00%
PENDLETON County Total:	46	62	48	48	77.42%
NorthKey CMHC Total:	808	908	217	172	23.90%
Pathways					
BOYD					
Artrips Personal Care Home	22	0	0	0	0.00%
Kings Daughters And Sons Home	36	44	0	0	0.00%
BOYD County Total:	58	44	0	0	0.00%
GREENUP					
Morning Pointe of Russell	58	72	2	0	2.78%
Trinity Station Retirement Community	30	52	0	0	0.00%
Frasures Personal Care Home	61	73	73	70	100.00%
The Lantern At Morning Pointe Alzheimers and Memory Care	44	63	1	0	1.59%
GREENUP County Total:	193	260	76	70	29.23%
MENIFEE					
Edgewood Estates	8	4	4	4	100.00%
MENIFEE County Total:	8	4	4	4	100.00%

*CMHC - Community Mental Health Center

*SMI - Severe Mental Illness

2021 ANNUAL KENTUCKY LONG TERM CARE UTILIZATION AND SERVICE REPORT

Table 2A - Personal Care Bed Resident Census by CMHC Region and Percent of SMI

CMHC Region / County / Facility	Licensed PC Beds	Total PC Residents	Total PC Residents With SMI	Total PC Residents With SMI Receiving State Supp	Percent of Residents With SMI
MONTGOMERY					
Regency Memory Care	26	37	0	0	0.00%
MONTGOMERY County Total:	26	37	0	0	0.00%
MORGAN					
West Liberty Nursing and Rehabilitation Center	2	2	2	2	100.00%
MORGAN County Total:	2	2	2	2	100.00%
Pathways CMHC Total:	287	347	82	76	23.63%
Pennyroyal					
CALDWELL					
Highland Homes, Inc.	100	114	114	111	100.00%
CALDWELL County Total:	100	114	114	111	100.00%
CHRISTIAN					
Christian County Manor	78	62	48	34	77.42%
Christian Health Center, Hopkinsville	2	3	1	0	33.33%
Pennyrile Home	94	78	56	51	71.79%
CHRISTIAN County Total:	174	143	105	85	73.43%

*CMHC - Community Mental Health Center

*SMI - Severe Mental Illness

2021 ANNUAL KENTUCKY LONG TERM CARE UTILIZATION AND SERVICE REPORT

Table 2A - Personal Care Bed Resident Census by CMHC Region and Percent of SMI

CMHC Region / County / Facility	Licensed PC Beds	Total PC Residents	Total PC Residents With SMI	Total PC Residents With SMI Receiving State Supp	Percent of Residents With SMI
HOPKINS					
The Homestead	64	76	74	68	97.37%
HOPKINS County Total:	64	76	74	68	97.37%
MUHLENBERG					
Greenville Nursing and Rehabilitation	14	7	3	3	42.86%
Sparks Nursing Center	88	121	16	16	13.22%
MUHLENBERG County Total:	102	128	19	19	14.84%
TRIGG					
Better Senior Living	68	58	32	15	55.17%
TRIGG County Total:	68	58	32	15	55.17%
Pennyroyal CMHC Total:	508	519	344	298	66.28%
River Valley					
DAVIESS					
Davco Rest Home	92	108	95	79	87.96%
Fern Terrace of Owensboro	68	71	52	45	73.24%
Owensboro Center	39	9	5	4	55.56%

*CMHC - Community Mental Health Center

*SMI - Severe Mental Illness

2021 ANNUAL KENTUCKY LONG TERM CARE UTILIZATION AND SERVICE REPORT

Table 2A - Personal Care Bed Resident Census by CMHC Region and Percent of SMI

CMHC Region / County / Facility	Licensed PC Beds	Total PC Residents	Total PC Residents With SMI	Total PC Residents With SMI Receiving State Supp	Percent of Residents With SMI
Cedarhurst of Owensboro	90	46	0	0	0.00%
DAVIESS County Total:	289	234	152	128	64.96%
HANCOCK					
The Oaks PCH/Lewisport	56	65	65	64	100.00%
HANCOCK County Total:	56	65	65	64	100.00%
HENDERSON					
Henderson Manor	64	41	33	29	80.49%
HENDERSON County Total:	64	41	33	29	80.49%
MCLEAN					
Sunny Acres	32	28	27	25	96.43%
MCLEAN County Total:	32	28	27	25	96.43%
OHIO					
Beaver Dam Nursing and Rehab Center	23	15	0	0	0.00%
OHIO County Total:	23	15	0	0	0.00%
River Valley CMHC Total:	464	383	277	246	72.32%
Seven Counties					
BULLITT					
Colonial House of Shepherdsville	62	67	53	53	79.10%

*CMHC - Community Mental Health Center

*SMI - Severe Mental Illness

2021 ANNUAL KENTUCKY LONG TERM CARE UTILIZATION AND SERVICE REPORT

Table 2A - Personal Care Bed Resident Census by CMHC Region and Percent of SMI

CMHC Region / County / Facility	Licensed PC Beds	Total PC Residents	Total PC Residents With SMI	Total PC Residents With SMI Receiving State Supp	Percent of Residents With SMI
Sanders Ridge Health Campus	41	52	0	0	0.00%
BULLITT County Total:	103	119	53	53	44.54%
JEFFERSON					
Storypoint Prospect	65	55	0	0	0.00%
Anthology of Louisville	101	95	0	0	0.00%
Hallmark House Louisville II	32	26	0	0	0.00%
Westport Place Health Campus	26	40	0	0	0.00%
Sunrise of Louisville	94	99	0	0	0.00%
Brookdale Stonestreet	20	33	0	0	0.00%
Barton House of Louisville 1	20	29	0	0	0.00%
Belmont Village	128	146	0	0	0.00%
Eastern Star Home in KY	24	9	2	0	22.22%
Wickshire Blankenbaker	99	85	0	0	0.00%
Episcopal Church Home	83	0	0	0	0.00%
Glen Ridge Health Campus	26	0	0	0	0.00%
Little Sisters of the Poor	15	15	0	0	0.00%

*CMHC - Community Mental Health Center

*SMI - Severe Mental Illness

2021 ANNUAL KENTUCKY LONG TERM CARE UTILIZATION AND SERVICE REPORT

Table 2A - Personal Care Bed Resident Census by CMHC Region and Percent of SMI

CMHC Region / County / Facility	Licensed PC Beds	Total PC Residents	Total PC Residents With SMI	Total PC Residents With SMI Receiving State Supp	Percent of Residents With SMI
Louisville Protestant Altenheim	30	22	3	0	13.64%
Masonic Home of Louisville	102	74	0	0	0.00%
Nazareth Home	50	65	57	0	87.69%
Parrs at Springhurst	91	79	0	0	0.00%
Nazareth Home Clifton	31	12	12	0	100.00%
The Forum at Brookside	24	31	0	0	0.00%
Treyton Oaks Towers	40	54	10	0	18.52%
The Enclave of East Louisville	102	89	0	0	0.00%
Heartsong Memory Care	36	36	4	0	11.11%
Forest Springs Health Campus	37	48	19	0	39.58%
Morning Pointe Of Louisville At South Hurstbourne	80	116	0	0	0.00%
Rose Anna Hughes Home	57	42	0	0	0.00%
Forest Hills Commons	122	135	0	0	0.00%
The Legacy at English Station	65	93	1	0	1.08%
The Lantern At Morning Pointe (Louisville)	44	64	0	0	0.00%

*CMHC - Community Mental Health Center

*SMI - Severe Mental Illness

2021 ANNUAL KENTUCKY LONG TERM CARE UTILIZATION AND SERVICE REPORT

Table 2A - Personal Care Bed Resident Census by CMHC Region and Percent of SMI

CMHC Region / County / Facility	Licensed PC Beds	Total PC Residents	Total PC Residents With SMI	Total PC Residents With SMI Receiving State Supp	Percent of Residents With SMI
Dominion Senior Living of Louisville	80	80	0	0	0.00%
The Springs at Stony Brook	41	0	0	0	0.00%
The Grand Senior Living	86	79	0	0	0.00%
JEFFERSON County Total:	1,851	1,751	108	0	6.17%
SHELBY					
Colonial Hall Manor	57	76	76	60	100.00%
Masonic Home of Shelbyville	76	44	0	0	0.00%
SHELBY County Total:	133	120	76	60	63.33%
Seven Counties CMHC Total:	2,087	1,990	237	113	11.91%
State Total	7,536	7,533	2,260	1,786	30.00%

*CMHC - Community Mental Health Center

*SMI - Severe Mental Illness

2021 ANNUAL KENTUCKY LONG TERM CARE UTILIZATION AND SERVICE REPORT

Table 2B - Personal Care Bed Resident Census by Age Group and CMHC Region

CMHC Region / County / Facility	18-34		35-64		65-84		85 & Older		Total
	Male	Female	Male	Female	Male	Female	Male	Female	
Adanta									
MCCREARY									
Cumberland Manor Rest Home	0	0	26	10	20	9	0	0	65
MCCREARY County Total:	0	0	26	10	20	9	0	0	65
PULASKI									
Bluegrass Senior Living Somerset	0	0	1	1	7	26	18	24	77
Crestview Personal Care	1	0	3	13	4	15	0	1	37
PULASKI County Total:	1	0	4	14	11	41	18	25	114
TAYLOR									
Bluegrass Way	0	0	0	0	2	4	0	4	10
TAYLOR County Total:	0	0	0	0	2	4	0	4	10
WAYNE									
Dishman Personal Care Home	1	1	17	10	7	4	0	1	41
Hicks Golden Years Nursing Home	0	0	0	0	1	0	0	0	1
WAYNE County Total:	1	1	17	10	8	4	0	1	42
Adanta CMHC Region Total:	2	1	47	34	41	58	18	30	231
Bluegrass									
BOYLE									
McDowell Place of Danville	0	0	0	2	1	5	1	6	15
Morning Pointe of Danville	0	0	0	0	0	0	0	0	0
Walkers Trail Senior Living	0	0	0	2	6	12	7	12	39
BOYLE County Total:	0	0	0	4	7	17	8	18	54

*CMHC - Community Mental Health Center

*SMI - Severe Mental Illness

2021 ANNUAL KENTUCKY LONG TERM CARE UTILIZATION AND SERVICE REPORT

Table 2B - Personal Care Bed Resident Census by Age Group and CMHC Region

CMHC Region / County / Facility	18-34		35-64		65-84		85 & Older		Total
	Male	Female	Male	Female	Male	Female	Male	Female	
CLARK									
BOONESBORO TRAIL SENIOR LIVING	0	0	1	0	9	10	6	17	43
CLARK County Total:	0	0	1	0	9	10	6	17	43
ESTILL									
Irvine Nursing and Rehabilitation	0	0	0	0	0	2	0	0	2
ESTILL County Total:	0	0	0	0	0	2	0	0	2
FAYETTE									
Cedarhurst of Beaumont	0	0	0	0	11	45	10	44	110
Central Ky Recovery Center Unit 1	0	0	0	0	0	0	0	0	0
Central KY Recovery Center Unit 2	7	4	14	12	0	2	0	0	39
Lantern at Morning Pointe Alz and Memory Care	0	0	0	0	0	0	0	0	0
Legacy Reserve at Fritz Farm	0	0	2	0	28	36	6	19	91
Lexington Country Place	0	0	0	1	1	6	4	33	45
Mayfair Village Retirement Center	0	0	0	0	0	4	1	11	16
Morning Pointe of Lexington	0	0	1	0	2	26	22	48	99
Morning Pointe of Lexington East	0	0	0	1	24	34	9	14	82
PRESTON GREENS SENIOR LIVING	0	0	0	1	23	26	3	5	58
Richmond Place Senior Living	0	0	0	0	20	26	20	42	108
Signature Healthcare At Tanbark Rehab	2	1	0	7	11	12	4	9	46
The Breckinridge	0	0	2	1	4	7	0	7	21
The Legacy at the Willows	0	0	0	0	9	6	5	23	43

*CMHC - Community Mental Health Center

*SMI - Severe Mental Illness

2021 ANNUAL KENTUCKY LONG TERM CARE UTILIZATION AND SERVICE REPORT

Table 2B - Personal Care Bed Resident Census by Age Group and CMHC Region

CMHC Region / County / Facility	18-34		35-64		65-84		85 & Older		Total
	Male	Female	Male	Female	Male	Female	Male	Female	
The Willows at Fritz Farm	0	0	0	0	4	7	3	27	41
The Willows at Hamburg	0	0	0	0	10	5	14	23	52
Willows at Citation	0	0	0	1	5	10	8	24	48
FAYETTE County Total:	9	5	19	24	152	252	109	329	899
FRANKLIN									
Dominion Senior Living of Frankfort	0	0	0	0	3	28	7	50	88
Morning Pointe of Frankfort	0	0	0	0	5	8	21	39	73
The Lantern at Morning Pointe of Frankfort	0	0	0	0	10	20	14	29	73
FRANKLIN County Total:	0	0	0	0	18	56	42	118	234
HARRISON									
Cedar Ridge Health Campus	0	0	1	0	0	5	4	36	46
Parkside Manor	0	0	28	14	9	10	1	0	62
Shady Lawn Home	8	1	36	21	26	5	0	0	97
HARRISON County Total:	8	1	65	35	35	20	5	36	205
JESSAMINE									
Bridgepointe At Ashgrove Woods	0	0	0	0	14	18	14	42	88
Rose Terrace Lodge	0	0	11	11	9	15	0	1	47
Wesley Village	0	0	0	0	1	4	11	10	26
JESSAMINE County Total:	0	0	11	11	24	37	25	53	161
LINCOLN									
Waynesburg Manor	0	0	14	15	3	3	0	0	35
LINCOLN County Total:	0	0	14	15	3	3	0	0	35

*CMHC - Community Mental Health Center

*SMI - Severe Mental Illness

2021 ANNUAL KENTUCKY LONG TERM CARE UTILIZATION AND SERVICE REPORT

Table 2B - Personal Care Bed Resident Census by Age Group and CMHC Region

CMHC Region / County / Facility	18-34		35-64		65-84		85 & Older		Total
	Male	Female	Male	Female	Male	Female	Male	Female	
MADISON									
Dominion Senior Living of Richmond	0	0	0	0	8	12	9	56	85
Morning Pointe of Richmond	0	0	0	0	6	15	4	16	41
Telford Terrace	0	0	0	0	0	0	2	11	13
MADISON County Total:	0	0	0	0	14	27	15	83	139
MERCER									
The Willows at Harrodsburg	0	0	0	0	4	6	14	21	45
MERCER County Total:	0	0	0	0	4	6	14	21	45
POWELL									
Stanton Nursing and Rehabilitation Center	0	0	0	0	1	0	0	0	1
POWELL County Total:	0	0	0	0	1	0	0	0	1
SCOTT									
The Meadows At Windsor Gardens	0	0	0	0	0	0	8	6	14
SCOTT County Total:	0	0	0	0	0	0	8	6	14
WOODFORD									
Daisy Hill Senior Living	0	0	0	0	5	10	0	0	15
Taylor Manor Nursing Home	0	0	0	1	0	1	3	0	5
The Homeplace At Midway	0	0	0	0	1	5	1	6	13
WOODFORD County Total:	0	0	0	1	6	16	4	6	33
Bluegrass CMHC Region Total:	17	6	110	90	273	446	236	687	1,865

*CMHC - Community Mental Health Center

*SMI - Severe Mental Illness

2021 ANNUAL KENTUCKY LONG TERM CARE UTILIZATION AND SERVICE REPORT

Table 2B - Personal Care Bed Resident Census by Age Group and CMHC Region

CMHC Region / County / Facility	18-34		35-64		65-84		85 & Older		Total
	Male	Female	Male	Female	Male	Female	Male	Female	
Communicare									
GRAYSON									
Grayson Nursing and Rehabilitation	0	0	0	1	5	8	0	5	19
GRAYSON County Total:	0	0	0	1	5	8	0	5	19
HARDIN									
Signature Healthcare at North Hardin Rehab	0	0	0	0	0	0	0	0	0
HARDIN County Total:	0	0	0	0	0	0	0	0	0
MARION									
Loretto Motherhouse Infirmary	0	0	0	0	0	3	0	5	8
The Village of Lebanon II	0	0	0	0	1	1	0	5	7
MARION County Total:	0	0	0	0	1	4	0	10	15
NELSON									
Cooper Trail Senior Living	0	0	0	0	5	16	9	20	50
Windsor Gardens CCRC	0	0	1	1	2	4	3	25	36
NELSON County Total:	0	0	1	1	7	20	12	45	86
WASHINGTON									
Sansbury Care Center	0	0	0	0	0	3	0	7	10
WASHINGTON County Total:	0	0	0	0	0	3	0	7	10
Communicare CMHC Region Total:	0	0	1	2	13	35	12	67	130
Cumberland River									
BELL									
Generations Center of Middlesboro	0	1	49	30	2	6	0	0	88
BELL County Total:	0	1	49	30	2	6	0	0	88

*CMHC - Community Mental Health Center

*SMI - Severe Mental Illness

2021 ANNUAL KENTUCKY LONG TERM CARE UTILIZATION AND SERVICE REPORT

Table 2B - Personal Care Bed Resident Census by Age Group and CMHC Region

CMHC Region / County / Facility	18-34		35-64		65-84		85 & Older		Total
	Male	Female	Male	Female	Male	Female	Male	Female	
HARLAN									
The Laurels	0	0	24	21	17	14	0	2	78
HARLAN County Total:	0	0	24	21	17	14	0	2	78
KNOX									
Christian Health Center - Corbin	0	0	0	0	0	2	0	0	2
KNOX County Total:	0	0	0	0	0	2	0	0	2
Cumberland River CMHC Region Total:	0	1	73	51	19	22	0	2	168
Four Rivers									
CALLOWAY									
Fern Terrace of Murray	0	0	5	6	21	32	2	9	75
Gardens At Hickory Woods	0	0	0	0	2	6	6	6	20
CALLOWAY County Total:	0	0	5	6	23	38	8	15	95
CARLISLE									
Countryside Center	0	0	2	1	4	2	1	1	11
CARLISLE County Total:	0	0	2	1	4	2	1	1	11
GRAVES									
Fern Terrace of Mayfield	29	32	49	28	22	15	0	0	175
GRAVES County Total:	29	32	49	28	22	15	0	0	175
HICKMAN									
Clinton Hickman County Nursing Facility	0	0	0	0	1	1	1	4	7
Clinton Place	0	0	0	0	2	2	3	0	7
HICKMAN County Total:	0	0	0	0	3	3	4	4	14

*CMHC - Community Mental Health Center

*SMI - Severe Mental Illness

2021 ANNUAL KENTUCKY LONG TERM CARE UTILIZATION AND SERVICE REPORT

Table 2B - Personal Care Bed Resident Census by Age Group and CMHC Region

CMHC Region / County / Facility	18-34		35-64		65-84		85 & Older		Total
	Male	Female	Male	Female	Male	Female	Male	Female	
MCCRACKEN									
Gaither Suites at West Park	0	0	0	0	6	10	9	25	50
MCCRACKEN County Total:	0	0	0	0	6	10	9	25	50
Four Rivers CMHC Region Total:	29	32	56	35	58	68	22	45	345
Kentucky River									
KNOTT									
Golden Years Rest Home	24	12	29	27	9	4	0	0	105
KNOTT County Total:	24	12	29	27	9	4	0	0	105
Kentucky River CMHC Region Total:	24	12	29	27	9	4	0	0	105
LifeSkills									
ALLEN									
Cornerstone Manor	2	1	32	14	2	2	0	0	53
Scottsville Manor	1	1	13	10	12	2	0	0	39
ALLEN County Total:	3	2	45	24	14	4	0	0	92
BARREN									
NHC HealthCare, Glasgow	0	0	0	0	0	0	0	0	0
BARREN County Total:	0	0	0	0	0	0	0	0	0
EDMONSON									
Edmonson Center	0	0	1	0	2	3	0	1	7
EDMONSON County Total:	0	0	1	0	2	3	0	1	7

*CMHC - Community Mental Health Center

*SMI - Severe Mental Illness

2021 ANNUAL KENTUCKY LONG TERM CARE UTILIZATION AND SERVICE REPORT

Table 2B - Personal Care Bed Resident Census by Age Group and CMHC Region

CMHC Region / County / Facility	18-34		35-64		65-84		85 & Older		Total
	Male	Female	Male	Female	Male	Female	Male	Female	
HART									
Hart County Manor	2	2	16	15	10	11	0	0	56
HART County Total:	2	2	16	15	10	11	0	0	56
METCALFE									
Harpers Home for the Aged	0	0	16	1	3	1	0	0	21
Metcalfe Health Care Center	0	0	0	0	3	2	0	2	7
METCALFE County Total:	0	0	16	1	6	3	0	2	28
SIMPSON									
Lewis Memorial Methodist Home	0	0	0	3	1	20	0	5	29
SIMPSON County Total:	0	0	0	3	1	20	0	5	29
WARREN									
Christian Health Center, Bowling Green	0	0	0	0	16	24	10	33	83
Fern Terrace of Bowling Green	7	2	49	34	26	20	0	0	138
The Haven At Massey Springs	0	0	0	0	1	7	3	12	23
WARREN County Total:	7	2	49	34	43	51	13	45	244
LifeSkills CMHC Region Total:	12	6	127	77	76	92	13	53	456
Mountain									
JOHNSON									
Venture Home of Paintsville	6	2	37	29	8	3	0	1	86
JOHNSON County Total:	6	2	37	29	8	3	0	1	86

*CMHC - Community Mental Health Center

*SMI - Severe Mental Illness

2021 ANNUAL KENTUCKY LONG TERM CARE UTILIZATION AND SERVICE REPORT

Table 2B - Personal Care Bed Resident Census by Age Group and CMHC Region

CMHC Region / County / Facility	18-34		35-64		65-84		85 & Older		Total
	Male	Female	Male	Female	Male	Female	Male	Female	
MAGOFFIN									
Salyersville Nursing and Rehabilitation Center	0	0	0	0	0	0	0	0	0
MAGOFFIN County Total:	0	0	0	0	0	0	0	0	0
Mountain CMHC Region Total:	6	2	37	29	8	3	0	1	86
NorthKey									
BOONE									
Colonial Gardens	0	0	0	0	16	23	17	62	118
Dominion Senior Living of Florence	0	0	0	0	1	6	39	48	94
BOONE County Total:	0	0	0	0	17	29	56	110	212
CAMPBELL									
Carmel Manor	0	0	0	0	4	2	2	5	13
The Seasons at Alexandria	0	0	0	0	19	26	6	19	70
CAMPBELL County Total:	0	0	0	0	23	28	8	24	83
CARROLL									
Carrollton Manor	2	0	15	5	9	5	1	0	37
Valley Haven Rest Home	5	0	15	0	24	0	4	0	48
CARROLL County Total:	7	0	30	5	33	5	5	0	85
GRANT									
Jonesville Rest Home	9	4	17	2	0	1	0	0	33
GRANT County Total:	9	4	17	2	0	1	0	0	33

*CMHC - Community Mental Health Center

*SMI - Severe Mental Illness

2021 ANNUAL KENTUCKY LONG TERM CARE UTILIZATION AND SERVICE REPORT

Table 2B - Personal Care Bed Resident Census by Age Group and CMHC Region

CMHC Region / County / Facility	18-34		35-64		65-84		85 & Older		Total
	Male	Female	Male	Female	Male	Female	Male	Female	
KENTON									
Charter Senior Living of Edgewood	0	0	1	1	15	50	25	41	133
Covington Ladies Home	0	0	0	1	0	19	0	5	25
Emerald Trace	0	0	0	0	1	4	1	5	11
Ivy Knoll	0	0	0	0	25	16	6	9	56
Madonna Manor	0	0	0	0	4	11	3	16	34
Regency Manor	0	0	12	23	16	30	1	1	83
Regency Manor North	0	0	10	11	12	7	0	0	40
St Charles Care Center	0	0	0	0	6	15	7	23	51
KENTON County Total:	0	0	23	36	79	152	43	100	433
PENDLETON									
Falmouth Personal Care Home	2	0	23	9	2	2	0	0	38
The Front Gate	0	2	11	7	2	2	0	0	24
PENDLETON County Total:	2	2	34	16	4	4	0	0	62
NorthKey CMHC Region Total:	18	6	104	59	156	219	112	234	908
Pathways									
BOYD									
Artrips Personal Care Home	0	0	0	0	0	0	0	0	0
Kings Daughters And Sons Home	0	0	4	4	10	11	7	8	44
BOYD County Total:	0	0	4	4	10	11	7	8	44
GREENUP									
Frasures Personal Care Home	11	10	22	18	5	7	0	0	73
Morning Pointe of Russell	0	0	1	0	8	13	12	38	72

*CMHC - Community Mental Health Center

*SMI - Severe Mental Illness

2021 ANNUAL KENTUCKY LONG TERM CARE UTILIZATION AND SERVICE REPORT

Table 2B - Personal Care Bed Resident Census by Age Group and CMHC Region

CMHC Region / County / Facility	18-34		35-64		65-84		85 & Older		Total
	Male	Female	Male	Female	Male	Female	Male	Female	
The Lantern At Morning Pointe Alzheimers and Memory Care	0	0	0	0	11	16	10	26	63
Trinity Station Retirement Community	0	0	0	0	11	10	16	15	52
GREENUP County Total:	11	10	23	18	35	46	38	79	260
MENIFEE									
Edgewood Estates	0	0	2	1	0	1	0	0	4
MENIFEE County Total:	0	0	2	1	0	1	0	0	4
MONTGOMERY									
Regency Memory Care	0	0	0	0	3	10	1	23	37
MONTGOMERY County Total:	0	0	0	0	3	10	1	23	37
MORGAN									
West Liberty Nursing and Rehabilitation Center	0	0	0	0	1	1	0	0	2
MORGAN County Total:	0	0	0	0	1	1	0	0	2
Pathways CMHC Region Total:	11	10	29	23	49	69	46	110	347
Pennyroyal									
CALDWELL									
Highland Homes, Inc.	4	6	26	42	17	19	0	0	114
CALDWELL County Total:	4	6	26	42	17	19	0	0	114
CHRISTIAN									
Christian County Manor	2	2	21	25	7	5	0	0	62
Christian Health Center, Hopkinsville	0	0	0	0	0	1	0	2	3
Pennyrile Home	2	0	18	20	14	19	2	3	78
CHRISTIAN County Total:	4	2	39	45	21	25	2	5	143

*CMHC - Community Mental Health Center

*SMI - Severe Mental Illness

2021 ANNUAL KENTUCKY LONG TERM CARE UTILIZATION AND SERVICE REPORT

Table 2B - Personal Care Bed Resident Census by Age Group and CMHC Region

CMHC Region / County / Facility	18-34		35-64		65-84		85 & Older		Total
	Male	Female	Male	Female	Male	Female	Male	Female	
HOPKINS									
The Homestead	9	6	27	21	9	4	0	0	76
HOPKINS County Total:	9	6	27	21	9	4	0	0	76
MUHLENBERG									
Greenville Nursing and Rehabilitation	0	0	1	2	1	2	0	1	7
Sparks Nursing Center	4	3	26	21	20	28	10	9	121
MUHLENBERG County Total:	4	3	27	23	21	30	10	10	128
TRIGG									
Better Senior Living	0	0	3	5	27	23	0	0	58
TRIGG County Total:	0	0	3	5	27	23	0	0	58
Pennyroyal CMHC Region Total:	21	17	122	136	95	101	12	15	519
River Valley									
DAVIESS									
Cedarhurst of Owensboro	0	0	0	0	3	16	9	18	46
Davco Rest Home	5	4	43	32	13	11	0	0	108
Fern Terrace of Owensboro	0	0	11	10	14	27	3	6	71
Owensboro Center	0	0	2	1	1	5	0	0	9
DAVIESS County Total:	5	4	56	43	31	59	12	24	234
HANCOCK									
The Oaks PCH/Lewisport	15	5	40	2	2	1	0	0	65
HANCOCK County Total:	15	5	40	2	2	1	0	0	65

*CMHC - Community Mental Health Center

*SMI - Severe Mental Illness

2021 ANNUAL KENTUCKY LONG TERM CARE UTILIZATION AND SERVICE REPORT

Table 2B - Personal Care Bed Resident Census by Age Group and CMHC Region

CMHC Region / County / Facility	18-34		35-64		65-84		85 & Older		Total
	Male	Female	Male	Female	Male	Female	Male	Female	
HENDERSON									
Henderson Manor	4	1	4	10	5	16	0	1	41
HENDERSON County Total:	4	1	4	10	5	16	0	1	41
MCLEAN									
Sunny Acres	0	0	14	4	7	3	0	0	28
MCLEAN County Total:	0	0	14	4	7	3	0	0	28
OHIO									
Beaver Dam Nursing and Rehab Center	0	0	0	0	11	4	0	0	15
OHIO County Total:	0	0	0	0	11	4	0	0	15
River Valley CMHC Region Total:	24	10	114	59	56	83	12	25	383
Seven Counties									
BULLITT									
Colonial House of Shepherdsville	0	0	9	10	29	19	0	0	67
Sanders Ridge Health Campus	0	0	0	0	9	15	10	18	52
BULLITT County Total:	0	0	9	10	38	34	10	18	119
JEFFERSON									
Anthology of Louisville	0	0	1	1	12	35	9	37	95
Barton House of Louisville 1	0	0	0	1	5	10	5	8	29
Belmont Village	0	0	0	1	18	38	18	71	146
Brookdale Stonestreet	0	0	0	0	7	8	5	13	33
Dominion Senior Living of Louisville	0	0	0	0	11	22	4	43	80
Eastern Star Home in KY	0	0	0	0	1	3	3	2	9

*CMHC - Community Mental Health Center

*SMI - Severe Mental Illness

2021 ANNUAL KENTUCKY LONG TERM CARE UTILIZATION AND SERVICE REPORT

Table 2B - Personal Care Bed Resident Census by Age Group and CMHC Region

CMHC Region / County / Facility	18-34		35-64		65-84		85 & Older		Total
	Male	Female	Male	Female	Male	Female	Male	Female	
Episcopal Church Home	0	0	0	0	0	0	0	0	0
Forest Hills Commons	0	0	0	25	26	32	30	22	135
Forest Springs Health Campus	0	0	0	1	2	14	8	23	48
Glen Ridge Health Campus	0	0	0	0	0	0	0	0	0
Hallmark House Louisville II	0	0	0	0	8	8	3	7	26
Heartsong Memory Care	0	0	0	0	10	8	6	12	36
Little Sisters of the Poor	0	0	0	0	1	3	2	9	15
Louisville Protestant Altenheim	0	0	1	0	4	7	2	8	22
Masonic Home of Louisville	0	0	2	4	3	21	12	32	74
Morning Pointe Of Louisville At South Hurstbourne	0	0	1	1	21	26	19	48	116
Nazareth Home	0	0	0	0	4	20	5	36	65
Nazareth Home Clifton	0	0	0	0	0	5	0	7	12
Parrs at Springhurst	0	0	0	0	4	8	25	42	79
Rose Anna Hughes Home	0	0	0	0	8	10	5	19	42
Storypoint Prospect	0	0	0	0	8	12	14	21	55
Sunrise of Louisville	0	0	0	0	18	27	25	29	99
The Enclave of East Louisville	0	0	0	1	9	20	16	43	89
The Forum at Brookside	0	0	0	0	1	4	4	22	31
The Grand Senior Living	0	0	0	0	12	15	22	30	79
The Lantern At Morning Pointe (Louisville)	0	0	0	6	12	11	10	25	64
The Legacy at English Station	0	0	0	0	17	40	10	26	93
The Springs at Stony Brook	0	0	0	0	0	0	0	0	0

*CMHC - Community Mental Health Center

*SMI - Severe Mental Illness

2021 ANNUAL KENTUCKY LONG TERM CARE UTILIZATION AND SERVICE REPORT

Table 2B - Personal Care Bed Resident Census by Age Group and CMHC Region

CMHC Region / County / Facility	18-34		35-64		65-84		85 & Older		Total
	Male	Female	Male	Female	Male	Female	Male	Female	
Treyton Oaks Towers	0	0	0	1	10	6	12	25	54
Westport Place Health Campus	0	0	0	0	2	8	8	22	40
Wickshire Blankenbaker	0	0	0	0	15	18	12	40	85
JEFFERSON County Total:	0	0	5	42	249	439	294	722	1,751
SHELBY									
Colonial Hall Manor	0	0	27	22	14	12	0	1	76
Masonic Home of Shelbyville	0	0	2	1	2	4	5	30	44
SHELBY County Total:	0	0	29	23	16	16	5	31	120
Seven Counties CMHC Region Total:	0	0	43	75	303	489	309	771	1,990
State Total	164	103	892	697	1,156	1,689	792	2,040	7,533

*CMHC - Community Mental Health Center

*SMI - Severe Mental Illness

2021 ANNUAL KENTUCKY LONG TERM CARE UTILIZATION AND SERVICE REPORT

Table 2C - Personal Care Bed Census & Inpatient Days for Individuals With SMI

CMHC Region / County / Facility	18-34		35-64		65-84		85 & Older		Total	
	SMI Census	SMI Inpatient Days	SMI Census	SMI Inpatient Days	SMI Census	SMI Inpatient Days	SMI Census	SMI Inpatient Days	SMI Census	SMI Inpatient Days
Adanta										
MCCREARY										
Cumberland Manor Rest Home	0	0	36	9163	29	6168	0	0	65	15,331
MCCREARY County Total:	0	0	36	9,163	29	6,168	0	0	65	15,331
PULASKI										
Bluegrass Senior Living Somerset	0	0	1	1	0	0	0	0	1	1
Crestview Personal Care	1	102	12	3547	7	1835	0	0	20	5,484
PULASKI County Total:	1	102	13	3,548	7	1,835	0	0	21	5,485
TAYLOR										
Bluegrass Way	0	0	0	0	0	0	0	0	0	0
TAYLOR County Total:	0	0	0	0	0	0	0	0	0	0
WAYNE										
Dishman Personal Care Home	2	390	27	7079	11	3632	0	0	40	11,101
Hicks Golden Years Nursing Home	0	0	0	0	0	0	0	0	0	0
WAYNE County Total:	2	390	27	7,079	11	3,632	0	0	40	11,101
Adanta CMHC Total:	3	492	76	19,790	47	11,635	0	0	126	31,917
Bluegrass										
BOYLE										
McDowell Place of Danville	0	0	0	0	0	0	0	0	0	0
Morning Pointe of Danville	0	0	0	0	0	0	0	0	0	0

*CMHC - Community Mental Health Center
 *SMI - Severe Mental Illness

2021 ANNUAL KENTUCKY LONG TERM CARE UTILIZATION AND SERVICE REPORT

Table 2C - Personal Care Bed Census & Inpatient Days for Individuals With SMI

CMHC Region / County / Facility	18-34		35-64		65-84		85 & Older		Total	
	SMI Census	SMI Inpatient Days	SMI Census	SMI Inpatient Days	SMI Census	SMI Inpatient Days	SMI Census	SMI Inpatient Days	SMI Census	SMI Inpatient Days
Walkers Trail Senior Living	0	0	0	0	0	0	0	0	0	0
BOYLE County Total:	0	0	0	0	0	0	0	0	0	0
CLARK										
BOONESBORO TRAIL SENIOR LIVING	0	0	0	0	0	0	0	0	0	0
CLARK County Total:	0	0	0	0	0	0	0	0	0	0
ESTILL										
Irvine Nursing and Rehabilitation	0	0	0	0	2	42	0	0	2	42
ESTILL County Total:	0	0	0	0	2	42	0	0	2	42
FAYETTE										
Cedarhurst of Beaumont	0	0	0	0	0	0	0	0	0	0
Central Ky Recovery Center Unit 1	0	0	0	0	0	0	0	0	0	0
Central KY Recovery Center Unit 2	11	1070	26	3515	2	348	0	0	39	4,933
Lantern at Morning Pointe Alz and Memory Care	0	0	0	0	0	0	0	0	0	0
Legacy Reserve at Fritz Farm	0	0	0	0	0	0	0	0	0	0
Lexington Country Place	0	0	0	0	0	0	0	0	0	0
Mayfair Village Retirement Center	0	0	0	0	0	0	0	0	0	0
Morning Pointe of Lexington	0	0	0	0	0	0	0	0	0	0
Morning Pointe of Lexington East	0	0	0	0	0	0	0	0	0	0
PRESTON GREENS SENIOR LIVING	0	0	0	0	0	0	0	0	0	0

*CMHC - Community Mental Health Center

*SMI - Severe Mental Illness

2021 ANNUAL KENTUCKY LONG TERM CARE UTILIZATION AND SERVICE REPORT

Table 2C - Personal Care Bed Census & Inpatient Days for Individuals With SMI

CMHC Region / County / Facility	18-34		35-64		65-84		85 & Older		Total	
	SMI Census	SMI Inpatient Days	SMI Census	SMI Inpatient Days	SMI Census	SMI Inpatient Days	SMI Census	SMI Inpatient Days	SMI Census	SMI Inpatient Days
Richmond Place Senior Living	0	0	0	0	0	0	0	0	0	0
Signature Healthcare At Tanbark Rehab	0	0	0	0	0	0	0	0	0	0
The Breckinridge	0	0	0	0	0	0	0	0	0	0
The Legacy at the Willows	0	0	0	0	0	0	0	0	0	0
The Willows at Fritz Farm	0	0	0	0	0	0	0	0	0	0
The Willows at Hamburg	0	0	0	0	0	0	0	0	0	0
Willows at Citation	0	0	0	0	0	0	0	0	0	0
FAYETTE County Total:	11	1,070	26	3,515	2	348	0	0	39	4,933
FRANKLIN										
Dominion Senior Living of Frankfort	0	0	0	0	0	0	0	0	0	0
Morning Pointe of Frankfort	0	0	0	0	0	0	0	0	0	0
The Lantern at Morning Pointe of Frankfort	0	0	0	0	0	0	0	0	0	0
FRANKLIN County Total:	0	0	0	0	0	0	0	0	0	0
HARRISON										
Cedar Ridge Health Campus	0	0	0	0	0	0	0	0	0	0
Parkside Manor	0	0	22	6433	6	2047	0	0	28	8,480
Shady Lawn Home	5	661	33	10145	4	1005	0	0	42	11,811
HARRISON County Total:	5	661	55	16,578	10	3,052	0	0	70	20,291
JESSAMINE										
Bridgepointe At Ashgrove Woods	0	0	0	0	0	0	0	0	0	0

*CMHC - Community Mental Health Center

*SMI - Severe Mental Illness

2021 ANNUAL KENTUCKY LONG TERM CARE UTILIZATION AND SERVICE REPORT

Table 2C - Personal Care Bed Census & Inpatient Days for Individuals With SMI

CMHC Region / County / Facility	18-34		35-64		65-84		85 & Older		Total	
	SMI Census	SMI Inpatient Days	SMI Census	SMI Inpatient Days	SMI Census	SMI Inpatient Days	SMI Census	SMI Inpatient Days	SMI Census	SMI Inpatient Days
Rose Terrace Lodge	0	0	22	6389	23	7371	0	0	45	13,760
Wesley Village	0	0	0	0	0	0	0	0	0	0
JESSAMINE County Total:	0	0	22	6,389	23	7,371	0	0	45	13,760
LINCOLN										
Waynesburg Manor	0	0	19	5208	4	1460	0	0	23	6,668
LINCOLN County Total:	0	0	19	5,208	4	1,460	0	0	23	6,668
MADISON										
Dominion Senior Living of Richmond	0	0	0	0	0	0	0	0	0	0
Morning Pointe of Richmond	0	0	0	0	0	0	0	0	0	0
Telford Terrace	0	0	0	0	0	0	0	0	0	0
MADISON County Total:	0	0	0	0	0	0	0	0	0	0
MERCER										
The Willows at Harrodsburg	0	0	0	0	0	0	0	0	0	0
MERCER County Total:	0	0	0	0	0	0	0	0	0	0
POWELL										
Stanton Nursing and Rehabilitation Center	0	0	0	0	1	268	0	0	1	268
POWELL County Total:	0	0	0	0	1	268	0	0	1	268
SCOTT										
The Meadows At Windsor Gardens	0	0	0	0	0	0	0	0	0	0
SCOTT County Total:	0	0	0	0	0	0	0	0	0	0

*CMHC - Community Mental Health Center
 *SMI - Severe Mental Illness

2021 ANNUAL KENTUCKY LONG TERM CARE UTILIZATION AND SERVICE REPORT

Table 2C - Personal Care Bed Census & Inpatient Days for Individuals With SMI

CMHC Region / County / Facility	18-34		35-64		65-84		85 & Older		Total	
	SMI Census	SMI Inpatient Days	SMI Census	SMI Inpatient Days	SMI Census	SMI Inpatient Days	SMI Census	SMI Inpatient Days	SMI Census	SMI Inpatient Days
WOODFORD										
Daisy Hill Senior Living	0	0	0	0	2	2	0	0	2	2
Taylor Manor Nursing Home	0	0	0	0	0	0	0	0	0	0
The Homeplace At Midway	0	0	0	0	0	0	0	0	0	0
WOODFORD County Total:	0	0	0	0	2	2	0	0	2	2
Bluegrass CMHC Total:	16	1,731	122	31,690	44	12,543	0	0	182	45,964
Communicare										
GRAYSON										
Grayson Nursing and Rehabilitation	0	0	0	0	2	512	0	0	2	512
GRAYSON County Total:	0	0	0	0	2	512	0	0	2	512
HARDIN										
Signature Healthcare at North Hardin Rehab	0	0	0	0	0	0	0	0	0	0
HARDIN County Total:	0	0	0	0	0	0	0	0	0	0
MARION										
Loretto Motherhouse Infirmary	0	0	0	0	0	0	0	0	0	0
The Village of Lebanon II	0	0	0	0	0	0	0	0	0	0
MARION County Total:	0	0	0	0	0	0	0	0	0	0
NELSON										
Cooper Trail Senior Living	0	0	0	0	0	0	0	0	0	0
Windsor Gardens CCRC	0	0	0	0	0	0	0	0	0	0
NELSON County Total:	0	0	0	0	0	0	0	0	0	0

*CMHC - Community Mental Health Center

*SMI - Severe Mental Illness

2021 ANNUAL KENTUCKY LONG TERM CARE UTILIZATION AND SERVICE REPORT

Table 2C - Personal Care Bed Census & Inpatient Days for Individuals With SMI

CMHC Region / County / Facility	18-34		35-64		65-84		85 & Older		Total	
	SMI Census	SMI Inpatient Days	SMI Census	SMI Inpatient Days	SMI Census	SMI Inpatient Days	SMI Census	SMI Inpatient Days	SMI Census	SMI Inpatient Days
WASHINGTON										
Sansbury Care Center	0	0	0	0	0	0	0	0	0	0
WASHINGTON County Total:	0	0	0	0	0	0	0	0	0	0
Communicare CMHC Total:	0	0	0	0	2	512	0	0	2	512
Cumberland River										
BELL										
Generations Center of Middlesboro	1	365	79	28835	8	2920	0	0	88	32,120
BELL County Total:	1	365	79	28,835	8	2,920	0	0	88	32,120
HARLAN										
The Laurels	0	0	40	14600	31	11315	2	730	73	26,645
HARLAN County Total:	0	0	40	14,600	31	11,315	2	730	73	26,645
KNOX										
Christian Health Center - Corbin	0	0	0	0	1	182	0	0	1	182
KNOX County Total:	0	0	0	0	1	182	0	0	1	182
Cumberland River CMHC Total:	1	365	119	43,435	40	14,417	2	730	162	58,947
Four Rivers										
CALLOWAY										
Fern Terrace of Murray	0	0	4	747	16	4258	0	0	20	5,005

*CMHC - Community Mental Health Center
 *SMI - Severe Mental Illness

2021 ANNUAL KENTUCKY LONG TERM CARE UTILIZATION AND SERVICE REPORT

Table 2C - Personal Care Bed Census & Inpatient Days for Individuals With SMI

CMHC Region / County / Facility	18-34		35-64		65-84		85 & Older		Total	
	SMI Census	SMI Inpatient Days	SMI Census	SMI Inpatient Days	SMI Census	SMI Inpatient Days	SMI Census	SMI Inpatient Days	SMI Census	SMI Inpatient Days
Gardens At Hickory Woods	0	0	0	0	0	0	0	0	0	0
CALLOWAY County Total:	0	0	4	747	16	4,258	0	0	20	5,005
CARLISLE										
Countryside Center	0	0	0	0	0	0	0	0	0	0
CARLISLE County Total:	0	0	0	0	0	0	0	0	0	0
GRAVES										
Fern Terrace of Mayfield	58	20880	64	22940	31	11160	0	0	153	54,980
GRAVES County Total:	58	20,880	64	22,940	31	11,160	0	0	153	54,980
HICKMAN										
Clinton Hickman County Nursing Facility	0	0	0	0	0	0	0	0	0	0
Clinton Place	0	0	0	0	0	0	0	0	0	0
HICKMAN County Total:	0	0	0	0	0	0	0	0	0	0
MCCRACKEN										
Gaither Suites at West Park	0	0	0	0	0	0	0	0	0	0
MCCRACKEN County Total:	0	0	0	0	0	0	0	0	0	0
Four Rivers CMHC Total:	58	20,880	68	23,687	47	15,418	0	0	173	59,985

*CMHC - Community Mental Health Center
 *SMI - Severe Mental Illness

2021 ANNUAL KENTUCKY LONG TERM CARE UTILIZATION AND SERVICE REPORT

Table 2C - Personal Care Bed Census & Inpatient Days for Individuals With SMI

CMHC Region / County / Facility	18-34		35-64		65-84		85 & Older		Total	
	SMI Census	SMI Inpatient Days	SMI Census	SMI Inpatient Days	SMI Census	SMI Inpatient Days	SMI Census	SMI Inpatient Days	SMI Census	SMI Inpatient Days
Kentucky River										
KNOTT										
Golden Years Rest Home	36	730	56	730	13	730	0	0	105	2,190
KNOTT County Total:	36	730	56	730	13	730	0	0	105	2,190
Kentucky River CMHC Total:	36	730	56	730	13	730	0	0	105	2,190
LifeSkills										
ALLEN										
Cornerstone Manor	3	714	46	9598	4	1358	0	0	53	11,670
Scottsville Manor	2	730	23	5758	14	3534	0	0	39	10,022
ALLEN County Total:	5	1,444	69	15,356	18	4,892	0	0	92	21,692
BARREN										
NHC HealthCare, Glasgow	0	0	0	0	0	0	0	0	0	0
BARREN County Total:	0	0	0	0	0	0	0	0	0	0
EDMONSON										
Edmonson Center	0	0	0	0	2	730	0	0	2	730
EDMONSON County Total:	0	0	0	0	2	730	0	0	2	730
HART										
Hart County Manor	4	1395	22	6504	13	3875	0	0	39	11,774
HART County Total:	4	1,395	22	6,504	13	3,875	0	0	39	11,774
METCALFE										
Harpers Home for the Aged	0	0	0	0	0	0	0	0	0	0

*CMHC - Community Mental Health Center
 *SMI - Severe Mental Illness

2021 ANNUAL KENTUCKY LONG TERM CARE UTILIZATION AND SERVICE REPORT

Table 2C - Personal Care Bed Census & Inpatient Days for Individuals With SMI

CMHC Region / County / Facility	18-34		35-64		65-84		85 & Older		Total	
	SMI Census	SMI Inpatient Days	SMI Census	SMI Inpatient Days	SMI Census	SMI Inpatient Days	SMI Census	SMI Inpatient Days	SMI Census	SMI Inpatient Days
Metcalfe Health Care Center	0	0	0	0	0	0	0	0	0	0
METCALFE County Total:	0	0	0	0	0	0	0	0	0	0
SIMPSON										
Lewis Memorial Methodist Home	0	0	0	0	3	920	0	0	3	920
SIMPSON County Total:	0	0	0	0	3	920	0	0	3	920
WARREN										
Christian Health Center, Bowling Green	0	0	0	0	0	0	0	0	0	0
Fern Terrace of Bowling Green	9	3285	80	29200	42	15330	0	0	131	47,815
The Haven At Massey Springs	0	0	0	0	0	0	0	0	0	0
WARREN County Total:	9	3,285	80	29,200	42	15,330	0	0	131	47,815
LifeSkills CMHC Total:	18	6,124	171	51,060	78	25,747	0	0	267	82,931
Mountain										
JOHNSON										
Venture Home of Paintsville	8	2920	66	24090	11	4015	1	365	86	31,390
JOHNSON County Total:	8	2,920	66	24,090	11	4,015	1	365	86	31,390
MAGOFFIN										
Salyersville Nursing and Rehabilitation Center	0	0	0	0	0	0	0	0	0	0
MAGOFFIN County Total:	0	0	0	0	0	0	0	0	0	0
Mountain CMHC Total:	8	2,920	66	24,090	11	4,015	1	365	86	31,390

*CMHC - Community Mental Health Center
 *SMI - Severe Mental Illness

2021 ANNUAL KENTUCKY LONG TERM CARE UTILIZATION AND SERVICE REPORT

Table 2C - Personal Care Bed Census & Inpatient Days for Individuals With SMI

CMHC Region / County / Facility	18-34		35-64		65-84		85 & Older		Total	
	SMI Census	SMI Inpatient Days	SMI Census	SMI Inpatient Days	SMI Census	SMI Inpatient Days	SMI Census	SMI Inpatient Days	SMI Census	SMI Inpatient Days
NorthKey										
BOONE										
Colonial Gardens	0	0	0	0	0	0	0	0	0	0
Dominion Senior Living of Florence	0	0	0	0	0	0	0	0	0	0
BOONE County Total:	0	0	0	0	0	0	0	0	0	0
CAMPBELL										
Carmel Manor	0	0	0	0	2	634	1	365	3	999
The Seasons at Alexandria	0	0	0	0	0	0	0	0	0	0
CAMPBELL County Total:	0	0	0	0	2	634	1	365	3	999
CARROLL										
Carrollton Manor	2	730	20	6242	14	4174	0	0	36	11,146
Valley Haven Rest Home	5	1825	15	5475	24	7300	4	1095	48	15,695
CARROLL County Total:	7	2,555	35	11,717	38	11,474	4	1,095	84	26,841
GRANT										
Jonesville Rest Home	8	2920	14	5110	1	365	0	0	23	8,395
GRANT County Total:	8	2,920	14	5,110	1	365	0	0	23	8,395
KENTON										
Charter Senior Living of Edgewood	0	0	0	0	0	0	0	0	0	0
Covington Ladies Home	0	0	0	0	0	0	0	0	0	0
Emerald Trace	0	0	0	0	0	0	0	0	0	0
Ivy Knoll	0	0	0	0	12	3888	8	2593	20	6,481

*CMHC - Community Mental Health Center
 *SMI - Severe Mental Illness

2021 ANNUAL KENTUCKY LONG TERM CARE UTILIZATION AND SERVICE REPORT

Table 2C - Personal Care Bed Census & Inpatient Days for Individuals With SMI

CMHC Region / County / Facility	18-34		35-64		65-84		85 & Older		Total	
	SMI Census	SMI Inpatient Days	SMI Census	SMI Inpatient Days	SMI Census	SMI Inpatient Days	SMI Census	SMI Inpatient Days	SMI Census	SMI Inpatient Days
Madonna Manor	0	0	0	0	0	0	1	153	1	153
Regency Manor	0	0	14	2411	11	2887	0	0	25	5,298
Regency Manor North	0	0	7	2018	6	1686	0	0	13	3,704
St Charles Care Center	0	0	0	0	0	0	0	0	0	0
KENTON County Total:	0	0	21	4,429	29	8,461	9	2,746	59	15,636
PENDLETON										
Falmouth Personal Care Home	2	730	21	7665	1	365	0	0	24	8,760
The Front Gate	2	730	18	6570	4	1460	0	0	24	8,760
PENDLETON County Total:	4	1,460	39	14,235	5	1,825	0	0	48	17,520
NorthKey CMHC Total:	19	6,935	109	35,491	75	22,759	14	4,206	217	69,391
Pathways										
BOYD										
Artrips Personal Care Home	0	0	0	0	0	0	0	0	0	0
Kings Daughters And Sons Home	0	0	0	0	0	0	0	0	0	0
BOYD County Total:	0	0	0	0	0	0	0	0	0	0
GREENUP										
Frasures Personal Care Home	21	5554	40	10801	12	3746	0	0	73	20,101
Morning Pointe of Russell	0	0	1	365	1	365	0	0	2	730
The Lantern At Morning Pointe Alzheimers and Memory Care	0	0	0	0	0	0	1	365	1	365

*CMHC - Community Mental Health Center
 *SMI - Severe Mental Illness

2021 ANNUAL KENTUCKY LONG TERM CARE UTILIZATION AND SERVICE REPORT

Table 2C - Personal Care Bed Census & Inpatient Days for Individuals With SMI

CMHC Region / County / Facility	18-34		35-64		65-84		85 & Older		Total	
	SMI Census	SMI Inpatient Days	SMI Census	SMI Inpatient Days	SMI Census	SMI Inpatient Days	SMI Census	SMI Inpatient Days	SMI Census	SMI Inpatient Days
Trinity Station Retirement Community	0	0	0	0	0	0	0	0	0	0
GREENUP County Total:	21	5,554	41	11,166	13	4,111	1	365	76	21,196
MENIFEE										
Edgewood Estates	0	0	3	1095	1	8	0	0	4	1,103
MENIFEE County Total:	0	0	3	1,095	1	8	0	0	4	1,103
MONTGOMERY										
Regency Memory Care	0	0	0	0	0	0	0	0	0	0
MONTGOMERY County Total:	0	0	0	0	0	0	0	0	0	0
MORGAN										
West Liberty Nursing and Rehabilitation Center	0	0	0	0	2	128	0	0	2	128
MORGAN County Total:	0	0	0	0	2	128	0	0	2	128
Pathways CMHC Total:	21	5,554	44	12,261	16	4,247	1	365	82	22,427
Pennyroyal										
CALDWELL										
Highland Homes, Inc.	10	3650	68	24820	36	13140	0	0	114	41,610
CALDWELL County Total:	10	3,650	68	24,820	36	13,140	0	0	114	41,610
CHRISTIAN										
Christian County Manor	4	730	38	9176	6	2190	0	0	48	12,096
Christian Health Center, Hopkinsville	0	0	0	0	1	229	0	0	1	229

*CMHC - Community Mental Health Center
*SMI - Severe Mental Illness

2021 ANNUAL KENTUCKY LONG TERM CARE UTILIZATION AND SERVICE REPORT

Table 2C - Personal Care Bed Census & Inpatient Days for Individuals With SMI

CMHC Region / County / Facility	18-34		35-64		65-84		85 & Older		Total	
	SMI Census	SMI Inpatient Days	SMI Census	SMI Inpatient Days	SMI Census	SMI Inpatient Days	SMI Census	SMI Inpatient Days	SMI Census	SMI Inpatient Days
Pennyrile Home	2	730	26	7611	26	7877	2	263	56	16,481
CHRISTIAN County Total:	6	1,460	64	16,787	33	10,296	2	263	105	28,806
HOPKINS										
The Homestead	15	3825	47	12237	12	3315	0	0	74	19,377
HOPKINS County Total:	15	3,825	47	12,237	12	3,315	0	0	74	19,377
MUHLENBERG										
Greenville Nursing and Rehabilitation	0	0	2	493	1	349	0	0	3	842
Sparks Nursing Center	1	365	10	3564	4	1458	1	204	16	5,591
MUHLENBERG County Total:	1	365	12	4,057	5	1,807	1	204	19	6,433
TRIGG										
Better Senior Living	0	0	6	2190	26	7736	0	0	32	9,926
TRIGG County Total:	0	0	6	2,190	26	7,736	0	0	32	9,926
Pennyroyal CMHC Total:	32	9,300	197	60,091	112	36,294	3	467	344	106,152
River Valley										
DAVIESS										
Cedarhurst of Owensboro	0	0	0	0	0	0	0	0	0	0
Davco Rest Home	9	2216	66	16971	20	6033	0	0	95	25,220
Fern Terrace of Owensboro	0	0	18	5341	31	9098	3	805	52	15,244
Owensboro Center	0	0	1	183	4	732	0	0	5	915
DAVIESS County Total:	9	2,216	85	22,495	55	15,863	3	805	152	41,379

*CMHC - Community Mental Health Center
 *SMI - Severe Mental Illness

2021 ANNUAL KENTUCKY LONG TERM CARE UTILIZATION AND SERVICE REPORT

Table 2C - Personal Care Bed Census & Inpatient Days for Individuals With SMI

CMHC Region / County / Facility	18-34		35-64		65-84		85 & Older		Total	
	SMI Census	SMI Inpatient Days	SMI Census	SMI Inpatient Days	SMI Census	SMI Inpatient Days	SMI Census	SMI Inpatient Days	SMI Census	SMI Inpatient Days
HANCOCK										
The Oaks PCH/Lewisport	20	20	42	42	3	3	0	0	65	65
HANCOCK County Total:	20	20	42	42	3	3	0	0	65	65
HENDERSON										
Henderson Manor	5	422	11	2135	17	3633	0	0	33	6,190
HENDERSON County Total:	5	422	11	2,135	17	3,633	0	0	33	6,190
MCLEAN										
Sunny Acres	0	0	18	3674	9	2641	0	0	27	6,315
MCLEAN County Total:	0	0	18	3,674	9	2,641	0	0	27	6,315
OHIO										
Beaver Dam Nursing and Rehab Center	0	0	0	0	0	0	0	0	0	0
OHIO County Total:	0	0	0	0	0	0	0	0	0	0
River Valley CMHC Total:	34	2,658	156	28,346	84	22,140	3	805	277	53,949
Seven Counties										
BULLITT										
Colonial House of Shepherdsville	0	0	17	6205	36	13140	0	0	53	19,345
Sanders Ridge Health Campus	0	0	0	0	0	0	0	0	0	0
BULLITT County Total:	0	0	17	6,205	36	13,140	0	0	53	19,345
JEFFERSON										
Anthology of Louisville	0	0	0	0	0	0	0	0	0	0

*CMHC - Community Mental Health Center
 *SMI - Severe Mental Illness

2021 ANNUAL KENTUCKY LONG TERM CARE UTILIZATION AND SERVICE REPORT

Table 2C - Personal Care Bed Census & Inpatient Days for Individuals With SMI

CMHC Region / County / Facility	18-34		35-64		65-84		85 & Older		Total	
	SMI Census	SMI Inpatient Days	SMI Census	SMI Inpatient Days	SMI Census	SMI Inpatient Days	SMI Census	SMI Inpatient Days	SMI Census	SMI Inpatient Days
Barton House of Louisville 1	0	0	0	0	0	0	0	0	0	0
Belmont Village	0	0	0	0	0	0	0	0	0	0
Brookdale Stonestreet	0	0	0	0	0	0	0	0	0	0
Dominion Senior Living of Louisville	0	0	0	0	0	0	0	0	0	0
Eastern Star Home in KY	0	0	0	0	2	730	0	0	2	730
Episcopal Church Home	0	0	0	0	0	0	0	0	0	0
Forest Hills Commons	0	0	0	0	0	0	0	0	0	0
Forest Springs Health Campus	0	0	0	0	5	1335	14	2477	19	3,812
Glen Ridge Health Campus	0	0	0	0	0	0	0	0	0	0
Hallmark House Louisville II	0	0	0	0	0	0	0	0	0	0
Heartsong Memory Care	0	0	0	0	4	763	0	0	4	763
Little Sisters of the Poor	0	0	0	0	0	0	0	0	0	0
Louisville Protestant Altenheim	0	0	0	0	3	1095	0	0	3	1,095
Masonic Home of Louisville	0	0	0	0	0	0	0	0	0	0
Morning Pointe Of Louisville At South Hurstbourne	0	0	0	0	0	0	0	0	0	0
Nazareth Home	0	0	0	0	21	6076	36	11483	57	17,559
Nazareth Home Clifton	0	0	0	0	5	1825	7	2555	12	4,380
Parrs at Springhurst	0	0	0	0	0	0	0	0	0	0
Rose Anna Hughes Home	0	0	0	0	0	0	0	0	0	0
Storypoint Prospect	0	0	0	0	0	0	0	0	0	0
Sunrise of Louisville	0	0	0	0	0	0	0	0	0	0

*CMHC - Community Mental Health Center

*SMI - Severe Mental Illness

2021 ANNUAL KENTUCKY LONG TERM CARE UTILIZATION AND SERVICE REPORT

Table 2C - Personal Care Bed Census & Inpatient Days for Individuals With SMI

CMHC Region / County / Facility	18-34		35-64		65-84		85 & Older		Total	
	SMI Census	SMI Inpatient Days	SMI Census	SMI Inpatient Days	SMI Census	SMI Inpatient Days	SMI Census	SMI Inpatient Days	SMI Census	SMI Inpatient Days
The Enclave of East Louisville	0	0	0	0	0	0	0	0	0	0
The Forum at Brookside	0	0	0	0	0	0	0	0	0	0
The Grand Senior Living	0	0	0	0	0	0	0	0	0	0
The Lantern At Morning Pointe (Louisville)	0	0	0	0	0	0	0	0	0	0
The Legacy at English Station	0	0	0	0	1	365	0	0	1	365
The Springs at Stony Brook	0	0	0	0	0	0	0	0	0	0
Treyton Oaks Towers	0	0	0	0	4	1226	6	1570	10	2,796
Westport Place Health Campus	0	0	0	0	0	0	0	0	0	0
Wickshire Blankenbaker	0	0	0	0	0	0	0	0	0	0
JEFFERSON County Total:	0	0	0	0	45	13,415	63	18,085	108	31,500
SHELBY										
Colonial Hall Manor	0	0	49	11724	26	7799	1	365	76	19,888
Masonic Home of Shelbyville	0	0	0	0	0	0	0	0	0	0
SHELBY County Total:	0	0	49	11,724	26	7,799	1	365	76	19,888
Seven Counties CMHC Total:	0	0	66	17,929	107	34,354	64	18,450	237	70,733
State Total	246	57,689	1,250	348,600	676	204,811	88	25,388	2,260	636,488

*CMHC - Community Mental Health Center
 *SMI - Severe Mental Illness

2021 ANNUAL KENTUCKY LONG TERM CARE UTILIZATION AND SERVICE REPORT

Table 2D - Personal Care Bed Census With SMI by Gender & Ages 18 - 64

CMHC Region / County / Facility	18-34				35-64			
	Male SMI Census	Male SMI Inpatient Days	Female SMI Census	Female SMI Inpatient Days	Male SMI Census	Male SMI Inpatient Days	Female SMI Census	Female SMI Inpatient Days
Adanta								
MCCREARY								
Cumberland Manor Rest Home	0	0	0	0	26	6896	10	2267
MCCREARY County Total:	0	0	0	0	26	6,896	10	2,267
PULASKI								
Bluegrass Senior Living Somerset	0	0	0	0	1	1	0	0
Crestview Personal Care	1	102	0	0	3	486	9	3061
PULASKI County Total:	1	102	0	0	4	487	9	3,061
TAYLOR								
Bluegrass Way	0	0	0	0	0	0	0	0
TAYLOR County Total:	0	0	0	0	0	0	0	0
WAYNE								
Dishman Personal Care Home	1	25	1	365	17	5073	10	2006
Hicks Golden Years Nursing Home	0	0	0	0	0	0	0	0
WAYNE County Total:	1	25	1	365	17	5,073	10	2,006
Adanta CMHC Total:	2	127	1	365	47	12,456	29	7,334

*CMHC - Community Mental Health Center

*SMI - Severe Mental Illness

2021 ANNUAL KENTUCKY LONG TERM CARE UTILIZATION AND SERVICE REPORT

Table 2D - Personal Care Bed Census With SMI by Gender & Ages 18 - 64

CMHC Region / County / Facility	18-34				35-64			
	Male SMI Census	Male SMI Inpatient Days	Female SMI Census	Female SMI Inpatient Days	Male SMI Census	Male SMI Inpatient Days	Female SMI Census	Female SMI Inpatient Days
Bluegrass								
BOYLE								
McDowell Place of Danville	0	0	0	0	0	0	0	0
Morning Pointe of Danville	0	0	0	0	0	0	0	0
Walkers Trail Senior Living	0	0	0	0	0	0	0	0
BOYLE County Total:	0	0	0	0	0	0	0	0
CLARK								
BOONESBORO TRAIL SENIOR LIVING	0	0	0	0	0	0	0	0
CLARK County Total:	0	0	0	0	0	0	0	0
ESTILL								
Irvine Nursing and Rehabilitation	0	0	0	0	0	0	0	0
ESTILL County Total:	0	0	0	0	0	0	0	0
FAYETTE								
Cedarhurst of Beaumont	0	0	0	0	0	0	0	0
Central Ky Recovery Center Unit 1	0	0	0	0	0	0	0	0
Central KY Recovery Center Unit 2	7	562	4	508	14	1824	12	1691

*CMHC - Community Mental Health Center

*SMI - Severe Mental Illness

2021 ANNUAL KENTUCKY LONG TERM CARE UTILIZATION AND SERVICE REPORT

Table 2D - Personal Care Bed Census With SMI by Gender & Ages 18 - 64

CMHC Region / County / Facility	18-34				35-64			
	Male SMI Census	Male SMI Inpatient Days	Female SMI Census	Female SMI Inpatient Days	Male SMI Census	Male SMI Inpatient Days	Female SMI Census	Female SMI Inpatient Days
Lantern at Morning Pointe Alz and Memory Care	0	0	0	0	0	0	0	0
Legacy Reserve at Fritz Farm	0	0	0	0	0	0	0	0
Lexington Country Place	0	0	0	0	0	0	0	0
Mayfair Village Retirement Center	0	0	0	0	0	0	0	0
Morning Pointe of Lexington	0	0	0	0	0	0	0	0
Morning Pointe of Lexington East	0	0	0	0	0	0	0	0
PRESTON GREENS SENIOR LIVING	0	0	0	0	0	0	0	0
Richmond Place Senior Living	0	0	0	0	0	0	0	0
Signature Healthcare At Tanbark Rehab	0	0	0	0	0	0	0	0
The Breckinridge	0	0	0	0	0	0	0	0
The Legacy at the Willows	0	0	0	0	0	0	0	0
The Willows at Fritz Farm	0	0	0	0	0	0	0	0
The Willows at Hamburg	0	0	0	0	0	0	0	0
Willows at Citation	0	0	0	0	0	0	0	0
FAYETTE County Total:	7	562	4	508	14	1,824	12	1,691

*CMHC - Community Mental Health Center

*SMI - Severe Mental Illness

2021 ANNUAL KENTUCKY LONG TERM CARE UTILIZATION AND SERVICE REPORT

Table 2D - Personal Care Bed Census With SMI by Gender & Ages 18 - 64

CMHC Region / County / Facility	18-34				35-64			
	Male SMI Census	Male SMI Inpatient Days	Female SMI Census	Female SMI Inpatient Days	Male SMI Census	Male SMI Inpatient Days	Female SMI Census	Female SMI Inpatient Days
FRANKLIN								
Dominion Senior Living of Frankfort	0	0	0	0	0	0	0	0
Morning Pointe of Frankfort	0	0	0	0	0	0	0	0
The Lantern at Morning Pointe of Frankfort	0	0	0	0	0	0	0	0
FRANKLIN County Total:	0	0	0	0	0	0	0	0
HARRISON								
Cedar Ridge Health Campus	0	0	0	0	0	0	0	0
Parkside Manor	0	0	0	0	16	4906	6	1527
Shady Lawn Home	4	545	1	116	25	7566	8	2579
HARRISON County Total:	4	545	1	116	41	12,472	14	4,106
JESSAMINE								
Bridgepointe At Ashgrove Woods	0	0	0	0	0	0	0	0
Rose Terrace Lodge	0	0	0	0	11	2946	11	3443
Wesley Village	0	0	0	0	0	0	0	0
JESSAMINE County Total:	0	0	0	0	11	2,946	11	3,443

*CMHC - Community Mental Health Center

*SMI - Severe Mental Illness

2021 ANNUAL KENTUCKY LONG TERM CARE UTILIZATION AND SERVICE REPORT

Table 2D - Personal Care Bed Census With SMI by Gender & Ages 18 - 64

CMHC Region / County / Facility	18-34				35-64			
	Male SMI Census	Male SMI Inpatient Days	Female SMI Census	Female SMI Inpatient Days	Male SMI Census	Male SMI Inpatient Days	Female SMI Census	Female SMI Inpatient Days
LINCOLN								
Waynesburg Manor	0	0	0	0	8	1714	11	3494
LINCOLN County Total:	0	0	0	0	8	1,714	11	3,494
MADISON								
Dominion Senior Living of Richmond	0	0	0	0	0	0	0	0
Morning Pointe of Richmond	0	0	0	0	0	0	0	0
Telford Terrace	0	0	0	0	0	0	0	0
MADISON County Total:	0	0	0	0	0	0	0	0
MERCER								
The Willows at Harrodsburg	0	0	0	0	0	0	0	0
MERCER County Total:	0	0	0	0	0	0	0	0
POWELL								
Stanton Nursing and Rehabilitation Center	0	0	0	0	0	0	0	0
POWELL County Total:	0	0	0	0	0	0	0	0

*CMHC - Community Mental Health Center

*SMI - Severe Mental Illness

2021 ANNUAL KENTUCKY LONG TERM CARE UTILIZATION AND SERVICE REPORT

Table 2D - Personal Care Bed Census With SMI by Gender & Ages 18 - 64

CMHC Region / County / Facility	18-34				35-64			
	Male SMI Census	Male SMI Inpatient Days	Female SMI Census	Female SMI Inpatient Days	Male SMI Census	Male SMI Inpatient Days	Female SMI Census	Female SMI Inpatient Days
SCOTT								
The Meadows At Windsor Gardens	0	0	0	0	0	0	0	0
SCOTT County Total:	0	0	0	0	0	0	0	0
WOODFORD								
Daisy Hill Senior Living	0	0	0	0	0	0	0	0
Taylor Manor Nursing Home	0	0	0	0	0	0	0	0
The Homeplace At Midway	0	0	0	0	0	0	0	0
WOODFORD County Total:	0	0	0	0	0	0	0	0
Bluegrass CMHC Total:	11	1,107	5	624	74	18,956	48	12,734
Communicare								
GRAYSON								
Grayson Nursing and Rehabilitation	0	0	0	0	0	0	0	0
GRAYSON County Total:	0	0	0	0	0	0	0	0
HARDIN								
Signature Healthcare at North Hardin Rehab	0	0	0	0	0	0	0	0
HARDIN County Total:	0	0	0	0	0	0	0	0

*CMHC - Community Mental Health Center

*SMI - Severe Mental Illness

2021 ANNUAL KENTUCKY LONG TERM CARE UTILIZATION AND SERVICE REPORT

Table 2D - Personal Care Bed Census With SMI by Gender & Ages 18 - 64

CMHC Region / County / Facility	18-34				35-64			
	Male SMI Census	Male SMI Inpatient Days	Female SMI Census	Female SMI Inpatient Days	Male SMI Census	Male SMI Inpatient Days	Female SMI Census	Female SMI Inpatient Days
MARION								
Loretto Motherhouse Infirmary	0	0	0	0	0	0	0	0
The Village of Lebanon II	0	0	0	0	0	0	0	0
MARION County Total:	0	0	0	0	0	0	0	0
NELSON								
Cooper Trail Senior Living	0	0	0	0	0	0	0	0
Windsor Gardens CCRC	0	0	0	0	0	0	0	0
NELSON County Total:	0	0	0	0	0	0	0	0
WASHINGTON								
Sansbury Care Center	0	0	0	0	0	0	0	0
WASHINGTON County Total:	0	0	0	0	0	0	0	0
Communicare CMHC Total:	0	0	0	0	0	0	0	0
Cumberland River								
BELL								
Generations Center of Middlesboro	0	0	1	365	49	17885	30	10950
BELL County Total:	0	0	1	365	49	17,885	30	10,950

*CMHC - Community Mental Health Center

*SMI - Severe Mental Illness

2021 ANNUAL KENTUCKY LONG TERM CARE UTILIZATION AND SERVICE REPORT

Table 2D - Personal Care Bed Census With SMI by Gender & Ages 18 - 64

CMHC Region / County / Facility	18-34				35-64			
	Male SMI Census	Male SMI Inpatient Days	Female SMI Census	Female SMI Inpatient Days	Male SMI Census	Male SMI Inpatient Days	Female SMI Census	Female SMI Inpatient Days
HARLAN								
The Laurels	0	0	0	0	22	8030	18	6570
HARLAN County Total:	0	0	0	0	22	8,030	18	6,570
KNOX								
Christian Health Center - Corbin	0	0	0	0	0	0	0	0
KNOX County Total:	0	0	0	0	0	0	0	0
Cumberland River CMHC Total:	0	0	1	365	71	25,915	48	17,520
Four Rivers								
CALLOWAY								
Fern Terrace of Murray	0	0	0	0	3	531	1	216
Gardens At Hickory Woods	0	0	0	0	0	0	0	0
CALLOWAY County Total:	0	0	0	0	3	531	1	216
CARLISLE								
Countryside Center	0	0	0	0	0	0	0	0
CARLISLE County Total:	0	0	0	0	0	0	0	0

*CMHC - Community Mental Health Center

*SMI - Severe Mental Illness

2021 ANNUAL KENTUCKY LONG TERM CARE UTILIZATION AND SERVICE REPORT

Table 2D - Personal Care Bed Census With SMI by Gender & Ages 18 - 64

CMHC Region / County / Facility	18-34				35-64			
	Male SMI Census	Male SMI Inpatient Days	Female SMI Census	Female SMI Inpatient Days	Male SMI Census	Male SMI Inpatient Days	Female SMI Census	Female SMI Inpatient Days
GRAVES								
Fern Terrace of Mayfield	28	10080	30	10800	37	13220	27	9720
GRAVES County Total:	28	10,080	30	10,800	37	13,220	27	9,720
HICKMAN								
Clinton Hickman County Nursing Facility	0	0	0	0	0	0	0	0
Clinton Place	0	0	0	0	0	0	0	0
HICKMAN County Total:	0	0	0	0	0	0	0	0
MCCRACKEN								
Gaither Suites at West Park	0	0	0	0	0	0	0	0
MCCRACKEN County Total:	0	0	0	0	0	0	0	0
Four Rivers CMHC Total:	28	10,080	30	10,800	40	13,751	28	9,936
Kentucky River								
KNOTT								
Golden Years Rest Home	24	365	12	365	29	365	27	365
KNOTT County Total:	24	365	12	365	29	365	27	365
Kentucky River CMHC Total:	24	365	12	365	29	365	27	365

*CMHC - Community Mental Health Center

*SMI - Severe Mental Illness

2021 ANNUAL KENTUCKY LONG TERM CARE UTILIZATION AND SERVICE REPORT

Table 2D - Personal Care Bed Census With SMI by Gender & Ages 18 - 64

CMHC Region / County / Facility	18-34				35-64			
	Male SMI Census	Male SMI Inpatient Days	Female SMI Census	Female SMI Inpatient Days	Male SMI Census	Male SMI Inpatient Days	Female SMI Census	Female SMI Inpatient Days
LifeSkills								
ALLEN								
Cornerstone Manor	2	349	1	365	32	6905	14	2693
Scottsville Manor	1	365	1	365	13	2996	10	2762
ALLEN County Total:	3	714	2	730	45	9,901	24	5,455
BARREN								
NHC HealthCare, Glasgow	0	0	0	0	0	0	0	0
BARREN County Total:	0	0	0	0	0	0	0	0
EDMONSON								
Edmonson Center	0	0	0	0	0	0	0	0
EDMONSON County Total:	0	0	0	0	0	0	0	0
HART								
Hart County Manor	2	685	2	710	10	3120	12	3384
HART County Total:	2	685	2	710	10	3,120	12	3,384
METCALFE								
Harpers Home for the Aged	0	0	0	0	0	0	0	0
Metcalf Health Care Center	0	0	0	0	0	0	0	0
METCALFE County Total:	0	0	0	0	0	0	0	0

*CMHC - Community Mental Health Center

*SMI - Severe Mental Illness

2021 ANNUAL KENTUCKY LONG TERM CARE UTILIZATION AND SERVICE REPORT

Table 2D - Personal Care Bed Census With SMI by Gender & Ages 18 - 64

CMHC Region / County / Facility	18-34				35-64			
	Male SMI Census	Male SMI Inpatient Days	Female SMI Census	Female SMI Inpatient Days	Male SMI Census	Male SMI Inpatient Days	Female SMI Census	Female SMI Inpatient Days
SIMPSON								
Lewis Memorial Methodist Home	0	0	0	0	0	0	0	0
SIMPSON County Total:	0	0	0	0	0	0	0	0
WARREN								
Christian Health Center, Bowling Green	0	0	0	0	0	0	0	0
Fern Terrace of Bowling Green	7	2555	2	730	48	17520	32	11680
The Haven At Massey Springs	0	0	0	0	0	0	0	0
WARREN County Total:	7	2,555	2	730	48	17,520	32	11,680
LifeSkills CMHC Total:	12	3,954	6	2,170	103	30,541	68	20,519
Mountain								
JOHNSON								
Venture Home of Paintsville	6	2190	2	730	37	13505	29	10585
JOHNSON County Total:	6	2,190	2	730	37	13,505	29	10,585

*CMHC - Community Mental Health Center

*SMI - Severe Mental Illness

2021 ANNUAL KENTUCKY LONG TERM CARE UTILIZATION AND SERVICE REPORT

Table 2D - Personal Care Bed Census With SMI by Gender & Ages 18 - 64

CMHC Region / County / Facility	18-34				35-64			
	Male SMI Census	Male SMI Inpatient Days	Female SMI Census	Female SMI Inpatient Days	Male SMI Census	Male SMI Inpatient Days	Female SMI Census	Female SMI Inpatient Days
MAGOFFIN								
Salyersville Nursing and Rehabilitation Center	0	0	0	0	0	0	0	0
MAGOFFIN County Total:	0	0	0	0	0	0	0	0
Mountain CMHC Total:	6	2,190	2	730	37	13,505	29	10,585
NorthKey								
BOONE								
Colonial Gardens	0	0	0	0	0	0	0	0
Dominion Senior Living of Florence	0	0	0	0	0	0	0	0
BOONE County Total:	0	0	0	0	0	0	0	0
CAMPBELL								
Carmel Manor	0	0	0	0	0	0	0	0
The Seasons at Alexandria	0	0	0	0	0	0	0	0
CAMPBELL County Total:	0	0	0	0	0	0	0	0
CARROLL								
Carrollton Manor	2	730	0	0	15	4526	5	1716

*CMHC - Community Mental Health Center

*SMI - Severe Mental Illness

2021 ANNUAL KENTUCKY LONG TERM CARE UTILIZATION AND SERVICE REPORT

Table 2D - Personal Care Bed Census With SMI by Gender & Ages 18 - 64

CMHC Region / County / Facility	18-34				35-64			
	Male SMI Census	Male SMI Inpatient Days	Female SMI Census	Female SMI Inpatient Days	Male SMI Census	Male SMI Inpatient Days	Female SMI Census	Female SMI Inpatient Days
Valley Haven Rest Home	5	1825	0	0	15	5475	0	0
CARROLL County Total:	7	2,555	0	0	30	10,001	5	1,716
GRANT								
Jonesville Rest Home	6	2190	2	730	12	4380	2	730
GRANT County Total:	6	2,190	2	730	12	4,380	2	730
KENTON								
Charter Senior Living of Edgewood	0	0	0	0	0	0	0	0
Covington Ladies Home	0	0	0	0	0	0	0	0
Emerald Trace	0	0	0	0	0	0	0	0
Ivy Knoll	0	0	0	0	0	0	0	0
Madonna Manor	0	0	0	0	0	0	0	0
Regency Manor	0	0	0	0	3	421	11	1990
Regency Manor North	0	0	0	0	5	1498	2	520
St Charles Care Center	0	0	0	0	0	0	0	0
KENTON County Total:	0	0	0	0	8	1,919	13	2,510

*CMHC - Community Mental Health Center

*SMI - Severe Mental Illness

2021 ANNUAL KENTUCKY LONG TERM CARE UTILIZATION AND SERVICE REPORT

Table 2D - Personal Care Bed Census With SMI by Gender & Ages 18 - 64

CMHC Region / County / Facility	18-34				35-64			
	Male SMI Census	Male SMI Inpatient Days	Female SMI Census	Female SMI Inpatient Days	Male SMI Census	Male SMI Inpatient Days	Female SMI Census	Female SMI Inpatient Days
PENDLETON								
Falmouth Personal Care Home	2	730	0	0	15	5475	6	2190
The Front Gate	0	0	2	730	11	4015	7	2555
PENDLETON County Total:	2	730	2	730	26	9,490	13	4,745
NorthKey CMHC Total:	15	5,475	4	1,460	76	25,790	33	9,701
Pathways								
BOYD								
Artrips Personal Care Home	0	0	0	0	0	0	0	0
Kings Daughters And Sons Home	0	0	0	0	0	0	0	0
BOYD County Total:	0	0	0	0	0	0	0	0
GREENUP								
Frasures Personal Care Home	11	2913	10	2641	22	6197	18	4604
Morning Pointe of Russell	0	0	0	0	1	365	0	0
The Lantern At Morning Pointe Alzheimers and Memory Care	0	0	0	0	0	0	0	0
Trinity Station Retirement Community	0	0	0	0	0	0	0	0
GREENUP County Total:	11	2,913	10	2,641	23	6,562	18	4,604

*CMHC - Community Mental Health Center

*SMI - Severe Mental Illness

2021 ANNUAL KENTUCKY LONG TERM CARE UTILIZATION AND SERVICE REPORT

Table 2D - Personal Care Bed Census With SMI by Gender & Ages 18 - 64

CMHC Region / County / Facility	18-34				35-64			
	Male SMI Census	Male SMI Inpatient Days	Female SMI Census	Female SMI Inpatient Days	Male SMI Census	Male SMI Inpatient Days	Female SMI Census	Female SMI Inpatient Days
MENIFEE								
Edgewood Estates	0	0	0	0	2	730	1	365
MENIFEE County Total:	0	0	0	0	2	730	1	365
MONTGOMERY								
Regency Memory Care	0	0	0	0	0	0	0	0
MONTGOMERY County Total:	0	0	0	0	0	0	0	0
MORGAN								
West Liberty Nursing and Rehabilitation Center	0	0	0	0	0	0	0	0
MORGAN County Total:	0	0	0	0	0	0	0	0
Pathways CMHC Total:	11	2,913	10	2,641	25	7,292	19	4,969
Pennyroyal								
CALDWELL								
Highland Homes, Inc.	4	1460	6	2190	26	9490	42	15330
CALDWELL County Total:	4	1,460	6	2,190	26	9,490	42	15,330
CHRISTIAN								
Christian County Manor	2	365	2	365	17	4147	21	5029

*CMHC - Community Mental Health Center

*SMI - Severe Mental Illness

2021 ANNUAL KENTUCKY LONG TERM CARE UTILIZATION AND SERVICE REPORT

Table 2D - Personal Care Bed Census With SMI by Gender & Ages 18 - 64

CMHC Region / County / Facility	18-34				35-64			
	Male SMI Census	Male SMI Inpatient Days	Female SMI Census	Female SMI Inpatient Days	Male SMI Census	Male SMI Inpatient Days	Female SMI Census	Female SMI Inpatient Days
Christian Health Center, Hopkinsville	0	0	0	0	0	0	0	0
Pennyrile Home	2	730	0	0	12	3607	14	4004
CHRISTIAN County Total:	4	1,095	2	365	29	7,754	35	9,033
HOPKINS								
The Homestead	9	2295	6	1530	26	6883	21	5354
HOPKINS County Total:	9	2,295	6	1,530	26	6,883	21	5,354
MUHLENBERG								
Greenville Nursing and Rehabilitation	0	0	0	0	1	252	1	241
Sparks Nursing Center	1	365	0	0	6	2137	4	1427
MUHLENBERG County Total:	1	365	0	0	7	2,389	5	1,668
TRIGG								
Better Senior Living	0	0	0	0	3	1095	3	1095
TRIGG County Total:	0	0	0	0	3	1,095	3	1,095
Pennyroyal CMHC Total:	18	5,215	14	4,085	91	27,611	106	32,480
River Valley								
DAVIESS								
Cedarhurst of Owensboro	0	0	0	0	0	0	0	0

*CMHC - Community Mental Health Center

*SMI - Severe Mental Illness

2021 ANNUAL KENTUCKY LONG TERM CARE UTILIZATION AND SERVICE REPORT

Table 2D - Personal Care Bed Census With SMI by Gender & Ages 18 - 64

CMHC Region / County / Facility	18-34				35-64			
	Male SMI Census	Male SMI Inpatient Days	Female SMI Census	Female SMI Inpatient Days	Male SMI Census	Male SMI Inpatient Days	Female SMI Census	Female SMI Inpatient Days
Davco Rest Home	5	1197	4	1019	40	10722	26	6249
Fern Terrace of Owensboro	0	0	0	0	10	3069	8	2272
Owensboro Center	0	0	0	0	1	183	0	0
DAVIESS County Total:	5	1,197	4	1,019	51	13,974	34	8,521
HANCOCK								
The Oaks PCH/Lewisport	15	15	5	5	40	40	2	2
HANCOCK County Total:	15	15	5	5	40	40	2	2
HENDERSON								
Henderson Manor	4	174	1	248	3	448	8	1687
HENDERSON County Total:	4	174	1	248	3	448	8	1,687
MCLEAN								
Sunny Acres	0	0	0	0	14	2920	4	754
MCLEAN County Total:	0	0	0	0	14	2,920	4	754
OHIO								
Beaver Dam Nursing and Rehab Center	0	0	0	0	0	0	0	0
OHIO County Total:	0	0	0	0	0	0	0	0
River Valley CMHC Total:	24	1,386	10	1,272	108	17,382	48	10,964

*CMHC - Community Mental Health Center

*SMI - Severe Mental Illness

2021 ANNUAL KENTUCKY LONG TERM CARE UTILIZATION AND SERVICE REPORT

Table 2D - Personal Care Bed Census With SMI by Gender & Ages 18 - 64

CMHC Region / County / Facility	18-34				35-64			
	Male SMI Census	Male SMI Inpatient Days	Female SMI Census	Female SMI Inpatient Days	Male SMI Census	Male SMI Inpatient Days	Female SMI Census	Female SMI Inpatient Days
Seven Counties								
BULLITT								
Colonial House of Shepherdsville	0	0	0	0	9	3285	8	2920
Sanders Ridge Health Campus	0	0	0	0	0	0	0	0
BULLITT County Total:	0	0	0	0	9	3,285	8	2,920
JEFFERSON								
Anthology of Louisville	0	0	0	0	0	0	0	0
Barton House of Louisville 1	0	0	0	0	0	0	0	0
Belmont Village	0	0	0	0	0	0	0	0
Brookdale Stonestreet	0	0	0	0	0	0	0	0
Dominion Senior Living of Louisville	0	0	0	0	0	0	0	0
Eastern Star Home in KY	0	0	0	0	0	0	0	0
Episcopal Church Home	0	0	0	0	0	0	0	0
Forest Hills Commons	0	0	0	0	0	0	0	0
Forest Springs Health Campus	0	0	0	0	0	0	0	0
Glen Ridge Health Campus	0	0	0	0	0	0	0	0

*CMHC - Community Mental Health Center

*SMI - Severe Mental Illness

2021 ANNUAL KENTUCKY LONG TERM CARE UTILIZATION AND SERVICE REPORT

Table 2D - Personal Care Bed Census With SMI by Gender & Ages 18 - 64

CMHC Region / County / Facility	18-34				35-64			
	Male SMI Census	Male SMI Inpatient Days	Female SMI Census	Female SMI Inpatient Days	Male SMI Census	Male SMI Inpatient Days	Female SMI Census	Female SMI Inpatient Days
Hallmark House Louisville II	0	0	0	0	0	0	0	0
Heartsong Memory Care	0	0	0	0	0	0	0	0
Little Sisters of the Poor	0	0	0	0	0	0	0	0
Louisville Protestant Altenheim	0	0	0	0	0	0	0	0
Masonic Home of Louisville	0	0	0	0	0	0	0	0
Morning Pointe Of Louisville At South Hurstbourne	0	0	0	0	0	0	0	0
Nazareth Home	0	0	0	0	0	0	0	0
Nazareth Home Clifton	0	0	0	0	0	0	0	0
Parrs at Springhurst	0	0	0	0	0	0	0	0
Rose Anna Hughes Home	0	0	0	0	0	0	0	0
Storypoint Prospect	0	0	0	0	0	0	0	0
Sunrise of Louisville	0	0	0	0	0	0	0	0
The Enclave of East Louisville	0	0	0	0	0	0	0	0
The Forum at Brookside	0	0	0	0	0	0	0	0
The Grand Senior Living	0	0	0	0	0	0	0	0
The Lantern At Morning Pointe (Louisville)	0	0	0	0	0	0	0	0

*CMHC - Community Mental Health Center

*SMI - Severe Mental Illness

2021 ANNUAL KENTUCKY LONG TERM CARE UTILIZATION AND SERVICE REPORT

Table 2D - Personal Care Bed Census With SMI by Gender & Ages 18 - 64

CMHC Region / County / Facility	18-34				35-64			
	Male SMI Census	Male SMI Inpatient Days	Female SMI Census	Female SMI Inpatient Days	Male SMI Census	Male SMI Inpatient Days	Female SMI Census	Female SMI Inpatient Days
The Legacy at English Station	0	0	0	0	0	0	0	0
The Springs at Stony Brook	0	0	0	0	0	0	0	0
Treyton Oaks Towers	0	0	0	0	0	0	0	0
Westport Place Health Campus	0	0	0	0	0	0	0	0
Wickshire Blankenbaker	0	0	0	0	0	0	0	0
JEFFERSON County Total:	0	0	0	0	0	0	0	0
SHELBY								
Colonial Hall Manor	0	0	0	0	27	7211	22	4513
Masonic Home of Shelbyville	0	0	0	0	0	0	0	0
SHELBY County Total:	0	0	0	0	27	7,211	22	4,513
Seven Counties CMHC Total:	0	0	0	0	36	10,496	30	7,433
Statewide Total	151	32,812	95	24,877	737	204,060	513	144,540

*CMHC - Community Mental Health Center

*SMI - Severe Mental Illness

2021 ANNUAL KENTUCKY LONG TERM CARE UTILIZATION AND SERVICE REPORT

Table 2DD - Personal Care Bed Census by Gender & Ages 18 - 64

Patients With SMI Receiving State Supplementation

CMHC Region / County / Facility	18-34				35-64			
	Male SMI State Supp Census	Male SMI State Supp Inpatient Days	Female SMI State Supp Census	Female SMI State Supp Inpatient Days	Male SMI State Supp Census	Male SMI State Supp Inpatient Days	Female SMI State Supp Census	Female SMI State Supp Inpatient Days
Adanta								
MCCREARY								
Cumberland Manor Rest Home	0	0	0	0	23	5801	8	2021
MCCREARY County Total:	0	0	0	0	23	5,801	8	2,021
PULASKI								
Bluegrass Senior Living Somerset	0	0	0	0	0	0	0	0
Crestview Personal Care	1	102	0	0	3	486	9	3061
PULASKI County Total:	1	102	0	0	3	486	9	3,061
TAYLOR								
Bluegrass Way	0	0	0	0	0	0	0	0
TAYLOR County Total:	0	0	0	0	0	0	0	0
WAYNE								
Dishman Personal Care Home	1	25	1	365	17	5073	10	2006
Hicks Golden Years Nursing Home	0	0	0	0	0	0	0	0
WAYNE County Total:	1	25	1	365	17	5,073	10	2,006
Adanta CMHC Total:	2	127	1	365	43	11,360	27	7,088

*CMHC - Community Mental Health Center

*SMI - Severe Mental Illness

*State Supp - Supplementation for needy persons who are aged, blind or have a disability (KRS 205.245)

2021 ANNUAL KENTUCKY LONG TERM CARE UTILIZATION AND SERVICE REPORT

Table 2DD - Personal Care Bed Census by Gender & Ages 18 - 64

Patients With SMI Receiving State Supplementation

CMHC Region / County / Facility	18-34				35-64			
	Male SMI State Supp Census	Male SMI State Supp Inpatient Days	Female SMI State Supp Census	Female SMI State Supp Inpatient Days	Male SMI State Supp Census	Male SMI State Supp Inpatient Days	Female SMI State Supp Census	Female SMI State Supp Inpatient Days
Bluegrass								
BOYLE								
McDowell Place of Danville	0	0	0	0	0	0	0	0
Morning Pointe of Danville	0	0	0	0	0	0	0	0
Walkers Trail Senior Living	0	0	0	0	0	0	0	0
BOYLE County Total:	0	0	0	0	0	0	0	0
CLARK								
BOONESBORO TRAIL SENIOR LIVING	0	0	0	0	0	0	0	0
CLARK County Total:	0	0	0	0	0	0	0	0
ESTILL								
Irvine Nursing and Rehabilitation	0	0	0	0	0	0	0	0
ESTILL County Total:	0	0	0	0	0	0	0	0
FAYETTE								
Cedarhurst of Beaumont	0	0	0	0	0	0	0	0
Central Ky Recovery Center Unit 1	0	0	0	0	0	0	0	0
Central KY Recovery Center Unit 2	4	376	2	237	6	629	7	1191
Lantern at Morning Pointe Alz and Memory Care	0	0	0	0	0	0	0	0

*CMHC - Community Mental Health Center

*SMI - Severe Mental Illness

*State Supp - Supplementation for needy persons who are aged, blind or have a disability (KRS 205.245)

2021 ANNUAL KENTUCKY LONG TERM CARE UTILIZATION AND SERVICE REPORT

Table 2DD - Personal Care Bed Census by Gender & Ages 18 - 64

Patients With SMI Receiving State Supplementation

CMHC Region / County / Facility	18-34				35-64			
	Male SMI State Supp Census	Male SMI State Supp Inpatient Days	Female SMI State Supp Census	Female SMI State Supp Inpatient Days	Male SMI State Supp Census	Male SMI State Supp Inpatient Days	Female SMI State Supp Census	Female SMI State Supp Inpatient Days
Legacy Reserve at Fritz Farm	0	0	0	0	0	0	0	0
Lexington Country Place	0	0	0	0	0	0	0	0
Mayfair Village Retirement Center	0	0	0	0	0	0	0	0
Morning Pointe of Lexington	0	0	0	0	0	0	0	0
Morning Pointe of Lexington East	0	0	0	0	0	0	0	0
PRESTON GREENS SENIOR LIVING	0	0	0	0	0	0	0	0
Richmond Place Senior Living	0	0	0	0	0	0	0	0
Signature Healthcare At Tanbark Rehab	0	0	0	0	0	0	0	0
The Breckinridge	0	0	0	0	0	0	0	0
The Legacy at the Willows	0	0	0	0	0	0	0	0
The Willows at Fritz Farm	0	0	0	0	0	0	0	0
The Willows at Hamburg	0	0	0	0	0	0	0	0
Willows at Citation	0	0	0	0	0	0	0	0
FAYETTE County Total:	4	376	2	237	6	629	7	1,191
FRANKLIN								
Dominion Senior Living of Frankfort	0	0	0	0	0	0	0	0
Morning Pointe of Frankfort	0	0	0	0	0	0	0	0

*CMHC - Community Mental Health Center

*SMI - Severe Mental Illness

*State Supp - Supplementation for needy persons who are aged, blind or have a disability (KRS 205.245)

2021 ANNUAL KENTUCKY LONG TERM CARE UTILIZATION AND SERVICE REPORT

Table 2DD - Personal Care Bed Census by Gender & Ages 18 - 64

Patients With SMI Receiving State Supplementation

CMHC Region / County / Facility	18-34				35-64			
	Male SMI State Supp Census	Male SMI State Supp Inpatient Days	Female SMI State Supp Census	Female SMI State Supp Inpatient Days	Male SMI State Supp Census	Male SMI State Supp Inpatient Days	Female SMI State Supp Census	Female SMI State Supp Inpatient Days
The Lantern at Morning Pointe of Frankfort	0	0	0	0	0	0	0	0
FRANKLIN County Total:	0	0	0	0	0	0	0	0
HARRISON								
Cedar Ridge Health Campus	0	0	0	0	0	0	0	0
Parkside Manor	0	0	0	0	14	4176	6	1527
Shady Lawn Home	4	545	1	116	24	7201	8	2579
HARRISON County Total:	4	545	1	116	38	11,377	14	4,106
JESSAMINE								
Bridgepointe At Ashgrove Woods	0	0	0	0	0	0	0	0
Rose Terrace Lodge	0	0	0	0	8	2195	6	1879
Wesley Village	0	0	0	0	0	0	0	0
JESSAMINE County Total:	0	0	0	0	8	2,195	6	1,879
LINCOLN								
Waynesburg Manor	0	0	0	0	5	1689	7	2242
LINCOLN County Total:	0	0	0	0	5	1,689	7	2,242
MADISON								
Dominion Senior Living of Richmond	0	0	0	0	0	0	0	0

*CMHC - Community Mental Health Center

*SMI - Severe Mental Illness

*State Supp - Supplementation for needy persons who are aged, blind or have a disability (KRS 205.245)

2021 ANNUAL KENTUCKY LONG TERM CARE UTILIZATION AND SERVICE REPORT

Table 2DD - Personal Care Bed Census by Gender & Ages 18 - 64

Patients With SMI Receiving State Supplementation

CMHC Region / County / Facility	18-34				35-64			
	Male SMI State Supp Census	Male SMI State Supp Inpatient Days	Female SMI State Supp Census	Female SMI State Supp Inpatient Days	Male SMI State Supp Census	Male SMI State Supp Inpatient Days	Female SMI State Supp Census	Female SMI State Supp Inpatient Days
Morning Pointe of Richmond	0	0	0	0	0	0	0	0
Telford Terrace	0	0	0	0	0	0	0	0
MADISON County Total:	0	0	0	0	0	0	0	0
MERCER								
The Willows at Harrodsburg	0	0	0	0	0	0	0	0
MERCER County Total:	0	0	0	0	0	0	0	0
POWELL								
Stanton Nursing and Rehabilitation Center	0	0	0	0	0	0	0	0
POWELL County Total:	0	0	0	0	0	0	0	0
SCOTT								
The Meadows At Windsor Gardens	0	0	0	0	0	0	0	0
SCOTT County Total:	0	0	0	0	0	0	0	0
WOODFORD								
Daisy Hill Senior Living	0	0	0	0	0	0	0	0
Taylor Manor Nursing Home	0	0	0	0	0	0	0	0
The Homeplace At Midway	0	0	0	0	0	0	0	0
WOODFORD County Total:	0	0	0	0	0	0	0	0
Bluegrass CMHC Total:	8	921	3	353	57	15,890	34	9,418

*CMHC - Community Mental Health Center

*SMI - Severe Mental Illness

*State Supp - Supplementation for needy persons who are aged, blind or have a disability (KRS 205.245)

2021 ANNUAL KENTUCKY LONG TERM CARE UTILIZATION AND SERVICE REPORT

Table 2DD - Personal Care Bed Census by Gender & Ages 18 - 64

Patients With SMI Receiving State Supplementation

CMHC Region / County / Facility	18-34				35-64			
	Male SMI State Supp Census	Male SMI State Supp Inpatient Days	Female SMI State Supp Census	Female SMI State Supp Inpatient Days	Male SMI State Supp Census	Male SMI State Supp Inpatient Days	Female SMI State Supp Census	Female SMI State Supp Inpatient Days
Communicare								
GRAYSON								
Grayson Nursing and Rehabilitation	0	0	0	0	0	0	0	0
GRAYSON County Total:	0	0	0	0	0	0	0	0
HARDIN								
Signature Healthcare at North Hardin Rehab	0	0	0	0	0	0	0	0
HARDIN County Total:	0	0	0	0	0	0	0	0
MARION								
Loretto Motherhouse Infirmary	0	0	0	0	0	0	0	0
The Village of Lebanon II	0	0	0	0	0	0	0	0
MARION County Total:	0	0	0	0	0	0	0	0
NELSON								
Cooper Trail Senior Living	0	0	0	0	0	0	0	0
Windsor Gardens CCRC	0	0	0	0	0	0	0	0
NELSON County Total:	0	0	0	0	0	0	0	0
WASHINGTON								
Sansbury Care Center	0	0	0	0	0	0	0	0
WASHINGTON County Total:	0	0	0	0	0	0	0	0

*CMHC - Community Mental Health Center

*SMI - Severe Mental Illness

*State Supp - Supplementation for needy persons who are aged, blind or have a disability (KRS 205.245)

2021 ANNUAL KENTUCKY LONG TERM CARE UTILIZATION AND SERVICE REPORT

Table 2DD - Personal Care Bed Census by Gender & Ages 18 - 64

Patients With SMI Receiving State Supplementation

CMHC Region / County / Facility	18-34				35-64			
	Male SMI State Supp Census	Male SMI State Supp Inpatient Days	Female SMI State Supp Census	Female SMI State Supp Inpatient Days	Male SMI State Supp Census	Male SMI State Supp Inpatient Days	Female SMI State Supp Census	Female SMI State Supp Inpatient Days
Communicare CMHC Total:	0	0	0	0	0	0	0	0
Cumberland River								
BELL								
Generations Center of Middlesboro	0	0	1	365	46	16790	30	10950
BELL County Total:	0	0	1	365	46	16,790	30	10,950
HARLAN								
The Laurels	0	0	0	0	19	6935	16	5840
HARLAN County Total:	0	0	0	0	19	6,935	16	5,840
KNOX								
Christian Health Center - Corbin	0	0	0	0	0	0	0	0
KNOX County Total:	0	0	0	0	0	0	0	0
Cumberland River CMHC Total:	0	0	1	365	65	23,725	46	16,790
Four Rivers								
CALLOWAY								
Fern Terrace of Murray	0	0	0	0	3	531	1	216
Gardens At Hickory Woods	0	0	0	0	0	0	0	0
CALLOWAY County Total:	0	0	0	0	3	531	1	216

*CMHC - Community Mental Health Center

*SMI - Severe Mental Illness

*State Supp - Supplementation for needy persons who are aged, blind or have a disability (KRS 205.245)

2021 ANNUAL KENTUCKY LONG TERM CARE UTILIZATION AND SERVICE REPORT

Table 2DD - Personal Care Bed Census by Gender & Ages 18 - 64

Patients With SMI Receiving State Supplementation

CMHC Region / County / Facility	18-34				35-64			
	Male SMI State Supp Census	Male SMI State Supp Inpatient Days	Female SMI State Supp Census	Female SMI State Supp Inpatient Days	Male SMI State Supp Census	Male SMI State Supp Inpatient Days	Female SMI State Supp Census	Female SMI State Supp Inpatient Days
CARLISLE								
Countryside Center	0	0	0	0	0	0	0	0
CARLISLE County Total:	0	0	0	0	0	0	0	0
GRAVES								
Fern Terrace of Mayfield	27	9720	28	10080	37	13220	27	9720
GRAVES County Total:	27	9,720	28	10,080	37	13,220	27	9,720
HICKMAN								
Clinton Hickman County Nursing Facility	0	0	0	0	0	0	0	0
Clinton Place	0	0	0	0	0	0	0	0
HICKMAN County Total:	0	0	0	0	0	0	0	0
MCCRACKEN								
Gaither Suites at West Park	0	0	0	0	0	0	0	0
MCCRACKEN County Total:	0	0	0	0	0	0	0	0
Four Rivers CMHC Total:	27	9,720	28	10,080	40	13,751	28	9,936

*CMHC - Community Mental Health Center

*SMI - Severe Mental Illness

*State Supp - Supplementation for needy persons who are aged, blind or have a disability (KRS 205.245)

2021 ANNUAL KENTUCKY LONG TERM CARE UTILIZATION AND SERVICE REPORT

Table 2DD - Personal Care Bed Census by Gender & Ages 18 - 64

Patients With SMI Receiving State Supplementation

CMHC Region / County / Facility	18-34				35-64			
	Male SMI State Supp Census	Male SMI State Supp Inpatient Days	Female SMI State Supp Census	Female SMI State Supp Inpatient Days	Male SMI State Supp Census	Male SMI State Supp Inpatient Days	Female SMI State Supp Census	Female SMI State Supp Inpatient Days
Kentucky River								
KNOTT								
Golden Years Rest Home	4	365	3	365	8	365	3	365
KNOTT County Total:	4	365	3	365	8	365	3	365
Kentucky River CMHC Total:	4	365	3	365	8	365	3	365
LifeSkills								
ALLEN								
Cornerstone Manor	2	349	1	365	32	6905	14	2693
Scottsville Manor	0	0	1	365	7	1181	7	2438
ALLEN County Total:	2	349	2	730	39	8,086	21	5,131
BARREN								
NHC HealthCare, Glasgow	0	0	0	0	0	0	0	0
BARREN County Total:	0	0	0	0	0	0	0	0
EDMONSON								
Edmonson Center	0	0	0	0	0	0	0	0
EDMONSON County Total:	0	0	0	0	0	0	0	0

*CMHC - Community Mental Health Center

*SMI - Severe Mental Illness

*State Supp - Supplementation for needy persons who are aged, blind or have a disability (KRS 205.245)

2021 ANNUAL KENTUCKY LONG TERM CARE UTILIZATION AND SERVICE REPORT

Table 2DD - Personal Care Bed Census by Gender & Ages 18 - 64

Patients With SMI Receiving State Supplementation

CMHC Region / County / Facility	18-34				35-64			
	Male SMI State Supp Census	Male SMI State Supp Inpatient Days	Female SMI State Supp Census	Female SMI State Supp Inpatient Days	Male SMI State Supp Census	Male SMI State Supp Inpatient Days	Female SMI State Supp Census	Female SMI State Supp Inpatient Days
HART								
Hart County Manor	2	685	2	710	8	2496	9	2808
HART County Total:	2	685	2	710	8	2,496	9	2,808
METCALFE								
Harpers Home for the Aged	0	0	0	0	0	0	0	0
Metcalfe Health Care Center	0	0	0	0	0	0	0	0
METCALFE County Total:	0	0	0	0	0	0	0	0
SIMPSON								
Lewis Memorial Methodist Home	0	0	0	0	0	0	0	0
SIMPSON County Total:	0	0	0	0	0	0	0	0
WARREN								
Christian Health Center, Bowling Green	0	0	0	0	0	0	0	0
Fern Terrace of Bowling Green	7	2555	2	730	40	14600	30	10950
The Haven At Massey Springs	0	0	0	0	0	0	0	0
WARREN County Total:	7	2,555	2	730	40	14,600	30	10,950
LifeSkills CMHC Total:	11	3,589	6	2,170	87	25,182	60	18,889

*CMHC - Community Mental Health Center

*SMI - Severe Mental Illness

*State Supp - Supplementation for needy persons who are aged, blind or have a disability (KRS 205.245)

2021 ANNUAL KENTUCKY LONG TERM CARE UTILIZATION AND SERVICE REPORT

Table 2DD - Personal Care Bed Census by Gender & Ages 18 - 64

Patients With SMI Receiving State Supplementation

CMHC Region / County / Facility	18-34				35-64			
	Male SMI State Supp Census	Male SMI State Supp Inpatient Days	Female SMI State Supp Census	Female SMI State Supp Inpatient Days	Male SMI State Supp Census	Male SMI State Supp Inpatient Days	Female SMI State Supp Census	Female SMI State Supp Inpatient Days
Mountain								
JOHNSON								
Venture Home of Paintsville	6	2190	2	730	35	12775	29	10585
JOHNSON County Total:	6	2,190	2	730	35	12,775	29	10,585
MAGOFFIN								
Salyersville Nursing and Rehabilitation Center	0	0	0	0	0	0	0	0
MAGOFFIN County Total:	0	0	0	0	0	0	0	0
Mountain CMHC Total:	6	2,190	2	730	35	12,775	29	10,585
NorthKey								
BOONE								
Colonial Gardens	0	0	0	0	0	0	0	0
Dominion Senior Living of Florence	0	0	0	0	0	0	0	0
BOONE County Total:	0	0	0	0	0	0	0	0
CAMPBELL								
Carmel Manor	0	0	0	0	0	0	0	0
The Seasons at Alexandria	0	0	0	0	0	0	0	0
CAMPBELL County Total:	0	0	0	0	0	0	0	0

*CMHC - Community Mental Health Center

*SMI - Severe Mental Illness

*State Supp - Supplementation for needy persons who are aged, blind or have a disability (KRS 205.245)

2021 ANNUAL KENTUCKY LONG TERM CARE UTILIZATION AND SERVICE REPORT

Table 2DD - Personal Care Bed Census by Gender & Ages 18 - 64

Patients With SMI Receiving State Supplementation

CMHC Region / County / Facility	18-34				35-64			
	Male SMI State Supp Census	Male SMI State Supp Inpatient Days	Female SMI State Supp Census	Female SMI State Supp Inpatient Days	Male SMI State Supp Census	Male SMI State Supp Inpatient Days	Female SMI State Supp Census	Female SMI State Supp Inpatient Days
CARROLL								
Carrollton Manor	2	730	0	0	13	3796	3	1095
Valley Haven Rest Home	5	1825	0	0	15	5475	0	0
CARROLL County Total:	7	2,555	0	0	28	9,271	3	1,095
GRANT								
Jonesville Rest Home	6	2190	2	730	11	4015	2	730
GRANT County Total:	6	2,190	2	730	11	4,015	2	730
KENTON								
Charter Senior Living of Edgewood	0	0	0	0	0	0	0	0
Covington Ladies Home	0	0	0	0	0	0	0	0
Emerald Trace	0	0	0	0	0	0	0	0
Ivy Knoll	0	0	0	0	0	0	0	0
Madonna Manor	0	0	0	0	0	0	0	0
Regency Manor	0	0	0	0	3	421	10	1625
Regency Manor North	0	0	0	0	5	1498	1	155
St Charles Care Center	0	0	0	0	0	0	0	0
KENTON County Total:	0	0	0	0	8	1,919	11	1,780

*CMHC - Community Mental Health Center

*SMI - Severe Mental Illness

*State Supp - Supplementation for needy persons who are aged, blind or have a disability (KRS 205.245)

2021 ANNUAL KENTUCKY LONG TERM CARE UTILIZATION AND SERVICE REPORT

Table 2DD - Personal Care Bed Census by Gender & Ages 18 - 64

Patients With SMI Receiving State Supplementation

CMHC Region / County / Facility	18-34				35-64			
	Male SMI State Supp Census	Male SMI State Supp Inpatient Days	Female SMI State Supp Census	Female SMI State Supp Inpatient Days	Male SMI State Supp Census	Male SMI State Supp Inpatient Days	Female SMI State Supp Census	Female SMI State Supp Inpatient Days
PENDLETON								
Falmouth Personal Care Home	2	730	0	0	15	5475	6	2190
The Front Gate	0	0	2	730	11	4015	7	2555
PENDLETON County Total:	2	730	2	730	26	9,490	13	4,745
NorthKey CMHC Total:	15	5,475	4	1,460	73	24,695	29	8,350
Pathways								
BOYD								
Artrips Personal Care Home	0	0	0	0	0	0	0	0
Kings Daughters And Sons Home	0	0	0	0	0	0	0	0
BOYD County Total:	0	0	0	0	0	0	0	0
GREENUP								
Frasures Personal Care Home	11	2913	10	2641	22	6197	18	4604
Morning Pointe of Russell	0	0	0	0	0	0	0	0
The Lantern At Morning Pointe Alzheimers and Memory Care	0	0	0	0	0	0	0	0
Trinity Station Retirement Community	0	0	0	0	0	0	0	0
GREENUP County Total:	11	2,913	10	2,641	22	6,197	18	4,604

*CMHC - Community Mental Health Center

*SMI - Severe Mental Illness

*State Supp - Supplementation for needy persons who are aged, blind or have a disability (KRS 205.245)

2021 ANNUAL KENTUCKY LONG TERM CARE UTILIZATION AND SERVICE REPORT

Table 2DD - Personal Care Bed Census by Gender & Ages 18 - 64

Patients With SMI Receiving State Supplementation

CMHC Region / County / Facility	18-34				35-64			
	Male SMI State Supp Census	Male SMI State Supp Inpatient Days	Female SMI State Supp Census	Female SMI State Supp Inpatient Days	Male SMI State Supp Census	Male SMI State Supp Inpatient Days	Female SMI State Supp Census	Female SMI State Supp Inpatient Days
MENIFEE								
Edgewood Estates	0	0	0	0	2	730	1	365
MENIFEE County Total:	0	0	0	0	2	730	1	365
MONTGOMERY								
Regency Memory Care	0	0	0	0	0	0	0	0
MONTGOMERY County Total:	0	0	0	0	0	0	0	0
MORGAN								
West Liberty Nursing and Rehabilitation Center	0	0	0	0	0	0	0	0
MORGAN County Total:	0	0	0	0	0	0	0	0
Pathways CMHC Total:	11	2,913	10	2,641	24	6,927	19	4,969
Pennyroyal								
CALDWELL								
Highland Homes, Inc.	4	1460	6	2190	24	8760	42	15330
CALDWELL County Total:	4	1,460	6	2,190	24	8,760	42	15,330
CHRISTIAN								
Christian County Manor	2	365	2	365	12	3868	14	4877
Christian Health Center, Hopkinsville	0	0	0	0	0	0	0	0

*CMHC - Community Mental Health Center

*SMI - Severe Mental Illness

*State Supp - Supplementation for needy persons who are aged, blind or have a disability (KRS 205.245)

2021 ANNUAL KENTUCKY LONG TERM CARE UTILIZATION AND SERVICE REPORT

Table 2DD - Personal Care Bed Census by Gender & Ages 18 - 64

Patients With SMI Receiving State Supplementation

CMHC Region / County / Facility	18-34				35-64			
	Male SMI State Supp Census	Male SMI State Supp Inpatient Days	Female SMI State Supp Census	Female SMI State Supp Inpatient Days	Male SMI State Supp Census	Male SMI State Supp Inpatient Days	Female SMI State Supp Census	Female SMI State Supp Inpatient Days
Pennyrile Home	2	730	0	0	10	3285	13	3657
CHRISTIAN County Total:	4	1,095	2	365	22	7,153	27	8,534
HOPKINS								
The Homestead	7	1785	5	1275	24	6119	20	5099
HOPKINS County Total:	7	1,785	5	1,275	24	6,119	20	5,099
MUHLENBERG								
Greenville Nursing and Rehabilitation	0	0	0	0	1	252	1	241
Sparks Nursing Center	1	365	0	0	6	2137	4	1427
MUHLENBERG County Total:	1	365	0	0	7	2,389	5	1,668
TRIGG								
Better Senior Living	0	0	0	0	2	621	2	688
TRIGG County Total:	0	0	0	0	2	621	2	688
Pennyroyal CMHC Total:	16	4,705	13	3,830	79	25,042	96	31,319
River Valley								
DAVIESS								
Cedarhurst of Owensboro	0	0	0	0	0	0	0	0
Davco Rest Home	4	1195	4	1019	33	8576	21	5955

*CMHC - Community Mental Health Center

*SMI - Severe Mental Illness

*State Supp - Supplementation for needy persons who are aged, blind or have a disability (KRS 205.245)

2021 ANNUAL KENTUCKY LONG TERM CARE UTILIZATION AND SERVICE REPORT

Table 2DD - Personal Care Bed Census by Gender & Ages 18 - 64

Patients With SMI Receiving State Supplementation

CMHC Region / County / Facility	18-34				35-64			
	Male SMI State Supp Census	Male SMI State Supp Inpatient Days	Female SMI State Supp Census	Female SMI State Supp Inpatient Days	Male SMI State Supp Census	Male SMI State Supp Inpatient Days	Female SMI State Supp Census	Female SMI State Supp Inpatient Days
Fern Terrace of Owensboro	0	0	0	0	7	1974	8	2272
Owensboro Center	0	0	0	0	1	183	0	0
DAVIESS County Total:	4	1,195	4	1,019	41	10,733	29	8,227
HANCOCK								
The Oaks PCH/Lewisport	15	15	5	5	40	40	2	2
HANCOCK County Total:	15	15	5	5	40	40	2	2
HENDERSON								
Henderson Manor	4	174	1	248	2	83	8	1687
HENDERSON County Total:	4	174	1	248	2	83	8	1,687
MCLEAN								
Sunny Acres	0	0	0	0	14	2920	3	389
MCLEAN County Total:	0	0	0	0	14	2,920	3	389
OHIO								
Beaver Dam Nursing and Rehab Center	0	0	0	0	0	0	0	0
OHIO County Total:	0	0	0	0	0	0	0	0
River Valley CMHC Total:	23	1,384	10	1,272	97	13,776	42	10,305

*CMHC - Community Mental Health Center

*SMI - Severe Mental Illness

*State Supp - Supplementation for needy persons who are aged, blind or have a disability (KRS 205.245)

2021 ANNUAL KENTUCKY LONG TERM CARE UTILIZATION AND SERVICE REPORT

Table 2DD - Personal Care Bed Census by Gender & Ages 18 - 64

Patients With SMI Receiving State Supplementation

CMHC Region / County / Facility	18-34				35-64			
	Male SMI State Supp Census	Male SMI State Supp Inpatient Days	Female SMI State Supp Census	Female SMI State Supp Inpatient Days	Male SMI State Supp Census	Male SMI State Supp Inpatient Days	Female SMI State Supp Census	Female SMI State Supp Inpatient Days

Seven Counties

BULLITT

Colonial House of Shepherdsville	0	0	0	0	9	3285	8	2920
Sanders Ridge Health Campus	0	0	0	0	0	0	0	0
BULLITT County Total:	0	0	0	0	9	3,285	8	2,920

JEFFERSON

Anthology of Louisville	0	0	0	0	0	0	0	0
Barton House of Louisville 1	0	0	0	0	0	0	0	0
Belmont Village	0	0	0	0	0	0	0	0
Brookdale Stonestreet	0	0	0	0	0	0	0	0
Dominion Senior Living of Louisville	0	0	0	0	0	0	0	0
Eastern Star Home in KY	0	0	0	0	0	0	0	0
Episcopal Church Home	0	0	0	0	0	0	0	0
Forest Hills Commons	0	0	0	0	0	0	0	0
Forest Springs Health Campus	0	0	0	0	0	0	0	0
Glen Ridge Health Campus	0	0	0	0	0	0	0	0
Hallmark House Louisville II	0	0	0	0	0	0	0	0
Heartsong Memory Care	0	0	0	0	0	0	0	0

*CMHC - Community Mental Health Center

*SMI - Severe Mental Illness

*State Supp - Supplementation for needy persons who are aged, blind or have a disability (KRS 205.245)

2021 ANNUAL KENTUCKY LONG TERM CARE UTILIZATION AND SERVICE REPORT

Table 2DD - Personal Care Bed Census by Gender & Ages 18 - 64

Patients With SMI Receiving State Supplementation

CMHC Region / County / Facility	18-34				35-64			
	Male SMI State Supp Census	Male SMI State Supp Inpatient Days	Female SMI State Supp Census	Female SMI State Supp Inpatient Days	Male SMI State Supp Census	Male SMI State Supp Inpatient Days	Female SMI State Supp Census	Female SMI State Supp Inpatient Days
Little Sisters of the Poor	0	0	0	0	0	0	0	0
Louisville Protestant Altenheim	0	0	0	0	0	0	0	0
Masonic Home of Louisville	0	0	0	0	0	0	0	0
Morning Pointe Of Louisville At South Hurstbourne	0	0	0	0	0	0	0	0
Nazareth Home	0	0	0	0	0	0	0	0
Nazareth Home Clifton	0	0	0	0	0	0	0	0
Parrs at Springhurst	0	0	0	0	0	0	0	0
Rose Anna Hughes Home	0	0	0	0	0	0	0	0
Storypoint Prospect	0	0	0	0	0	0	0	0
Sunrise of Louisville	0	0	0	0	0	0	0	0
The Enclave of East Louisville	0	0	0	0	0	0	0	0
The Forum at Brookside	0	0	0	0	0	0	0	0
The Grand Senior Living	0	0	0	0	0	0	0	0
The Lantern At Morning Pointe (Louisville)	0	0	0	0	0	0	0	0
The Legacy at English Station	0	0	0	0	0	0	0	0
The Springs at Stony Brook	0	0	0	0	0	0	0	0

*CMHC - Community Mental Health Center

*SMI - Severe Mental Illness

*State Supp - Supplementation for needy persons who are aged, blind or have a disability (KRS
205.245)

2021 ANNUAL KENTUCKY LONG TERM CARE UTILIZATION AND SERVICE REPORT

Table 2DD - Personal Care Bed Census by Gender & Ages 18 - 64

Patients With SMI Receiving State Supplementation

CMHC Region / County / Facility	18-34				35-64			
	Male SMI State Supp Census	Male SMI State Supp Inpatient Days	Female SMI State Supp Census	Female SMI State Supp Inpatient Days	Male SMI State Supp Census	Male SMI State Supp Inpatient Days	Female SMI State Supp Census	Female SMI State Supp Inpatient Days
Treyton Oaks Towers	0	0	0	0	0	0	0	0
Westport Place Health Campus	0	0	0	0	0	0	0	0
Wickshire Blankenbaker	0	0	0	0	0	0	0	0
JEFFERSON County Total:	0	0	0	0	0	0	0	0
SHELBY								
Colonial Hall Manor	0	0	0	0	22	5873	17	3852
Masonic Home of Shelbyville	0	0	0	0	0	0	0	0
SHELBY County Total:	0	0	0	0	22	5,873	17	3,852
Seven Counties CMHC Total:	0	0	0	0	31	9,158	25	6,772
State Total	123	31,389	81	23,631	639	182,646	438	134,786

*CMHC - Community Mental Health Center

*SMI - Severe Mental Illness

*State Supp - Supplementation for needy persons who are aged, blind or have a disability (KRS 205.245)

2021 ANNUAL KENTUCKY LONG TERM CARE UTILIZATION AND SERVICE REPORT

Table 2E - Personal Care Bed Census With SMI by Gender & Ages 65 & Older

CMHC Region / County / Facility	65-84				85 & Older			
	Male SMI Census	Male SMI Inpatient Days	Female SMI Census	Female SMI Inpatient Days	Male SMI Census	Male SMI Inpatient Days	Female SMI Census	Female SMI Inpatient Days
Adanta								
MCCREARY								
Cumberland Manor Rest Home	20	4218	9	1950	0	0	0	0
MCCREARY County Total:	20	4,218	9	1,950	0	0	0	0
PULASKI								
Bluegrass Senior Living Somerset	0	0	0	0	0	0	0	0
Crestview Personal Care	3	740	4	1095	0	0	0	0
PULASKI County Total:	3	740	4	1,095	0	0	0	0
TAYLOR								
Bluegrass Way	0	0	0	0	0	0	0	0
TAYLOR County Total:	0	0	0	0	0	0	0	0
WAYNE								
Dishman Personal Care Home	7	2227	4	1405	0	0	0	0
Hicks Golden Years Nursing Home	0	0	0	0	0	0	0	0
WAYNE County Total:	7	2,227	4	1,405	0	0	0	0
Adanta CMHC Total:	30	7,185	17	4,450	0	0	0	0
Bluegrass								
BOYLE								
McDowell Place of Danville	0	0	0	0	0	0	0	0
Morning Pointe of Danville	0	0	0	0	0	0	0	0

*CMHC - Community Mental Health Center

*SMI - Severe Mental Illness

2021 ANNUAL KENTUCKY LONG TERM CARE UTILIZATION AND SERVICE REPORT

Table 2E - Personal Care Bed Census With SMI by Gender & Ages 65 & Older

CMHC Region / County / Facility	65-84				85 & Older			
	Male SMI Census	Male SMI Inpatient Days	Female SMI Census	Female SMI Inpatient Days	Male SMI Census	Male SMI Inpatient Days	Female SMI Census	Female SMI Inpatient Days
Walkers Trail Senior Living	0	0	0	0	0	0	0	0
BOYLE County Total:	0	0	0	0	0	0	0	0
CLARK								
BOONESBORO TRAIL SENIOR LIVING	0	0	0	0	0	0	0	0
CLARK County Total:	0	0	0	0	0	0	0	0
ESTILL								
Irvine Nursing and Rehabilitation	0	0	2	42	0	0	0	0
ESTILL County Total:	0	0	2	42	0	0	0	0
FAYETTE								
Cedarhurst of Beaumont	0	0	0	0	0	0	0	0
Central Ky Recovery Center Unit 1	0	0	0	0	0	0	0	0
Central KY Recovery Center Unit 2	0	0	2	348	0	0	0	0
Lantern at Morning Pointe Alz and Memory Care	0	0	0	0	0	0	0	0
Legacy Reserve at Fritz Farm	0	0	0	0	0	0	0	0
Lexington Country Place	0	0	0	0	0	0	0	0
Mayfair Village Retirement Center	0	0	0	0	0	0	0	0
Morning Pointe of Lexington	0	0	0	0	0	0	0	0
Morning Pointe of Lexington East	0	0	0	0	0	0	0	0

*CMHC - Community Mental Health Center

*SMI - Severe Mental Illness

2021 ANNUAL KENTUCKY LONG TERM CARE UTILIZATION AND SERVICE REPORT

Table 2E - Personal Care Bed Census With SMI by Gender & Ages 65 & Older

CMHC Region / County / Facility	65-84				85 & Older			
	Male SMI Census	Male SMI Inpatient Days	Female SMI Census	Female SMI Inpatient Days	Male SMI Census	Male SMI Inpatient Days	Female SMI Census	Female SMI Inpatient Days
PRESTON GREENS SENIOR LIVING	0	0	0	0	0	0	0	0
Richmond Place Senior Living	0	0	0	0	0	0	0	0
Signature Healthcare At Tanbark Rehab	0	0	0	0	0	0	0	0
The Breckinridge	0	0	0	0	0	0	0	0
The Legacy at the Willows	0	0	0	0	0	0	0	0
The Willows at Fritz Farm	0	0	0	0	0	0	0	0
The Willows at Hamburg	0	0	0	0	0	0	0	0
Willows at Citation	0	0	0	0	0	0	0	0
FAYETTE County Total:	0	0	2	348	0	0	0	0
FRANKLIN								
Dominion Senior Living of Frankfort	0	0	0	0	0	0	0	0
Morning Pointe of Frankfort	0	0	0	0	0	0	0	0
The Lantern at Morning Pointe of Frankfort	0	0	0	0	0	0	0	0
FRANKLIN County Total:	0	0	0	0	0	0	0	0
HARRISON								
Cedar Ridge Health Campus	0	0	0	0	0	0	0	0
Parkside Manor	3	1095	3	952	0	0	0	0
Shady Lawn Home	3	885	1	120	0	0	0	0
HARRISON County Total:	6	1,980	4	1,072	0	0	0	0

*CMHC - Community Mental Health Center

*SMI - Severe Mental Illness

2021 ANNUAL KENTUCKY LONG TERM CARE UTILIZATION AND SERVICE REPORT

Table 2E - Personal Care Bed Census With SMI by Gender & Ages 65 & Older

CMHC Region / County / Facility	65-84				85 & Older			
	Male SMI Census	Male SMI Inpatient Days	Female SMI Census	Female SMI Inpatient Days	Male SMI Census	Male SMI Inpatient Days	Female SMI Census	Female SMI Inpatient Days
JESSAMINE								
Bridgepointe At Ashgrove Woods	0	0	0	0	0	0	0	0
Rose Terrace Lodge	9	2968	14	4403	0	0	0	0
Wesley Village	0	0	0	0	0	0	0	0
JESSAMINE County Total:	9	2,968	14	4,403	0	0	0	0
LINCOLN								
Waynesburg Manor	2	730	2	730	0	0	0	0
LINCOLN County Total:	2	730	2	730	0	0	0	0
MADISON								
Dominion Senior Living of Richmond	0	0	0	0	0	0	0	0
Morning Pointe of Richmond	0	0	0	0	0	0	0	0
Telford Terrace	0	0	0	0	0	0	0	0
MADISON County Total:	0	0	0	0	0	0	0	0
MERCER								
The Willows at Harrodsburg	0	0	0	0	0	0	0	0
MERCER County Total:	0	0	0	0	0	0	0	0
POWELL								
Stanton Nursing and Rehabilitation Center	1	268	0	0	0	0	0	0
POWELL County Total:	1	268	0	0	0	0	0	0

*CMHC - Community Mental Health Center

*SMI - Severe Mental Illness

2021 ANNUAL KENTUCKY LONG TERM CARE UTILIZATION AND SERVICE REPORT

Table 2E - Personal Care Bed Census With SMI by Gender & Ages 65 & Older

CMHC Region / County / Facility	65-84				85 & Older			
	Male SMI Census	Male SMI Inpatient Days	Female SMI Census	Female SMI Inpatient Days	Male SMI Census	Male SMI Inpatient Days	Female SMI Census	Female SMI Inpatient Days
SCOTT								
The Meadows At Windsor Gardens	0	0	0	0	0	0	0	0
SCOTT County Total:	0	0	0	0	0	0	0	0
WOODFORD								
Daisy Hill Senior Living	1	1	1	1	0	0	0	0
Taylor Manor Nursing Home	0	0	0	0	0	0	0	0
The Homeplace At Midway	0	0	0	0	0	0	0	0
WOODFORD County Total:	1	1	1	1	0	0	0	0
Bluegrass CMHC Total:	19	5,947	25	6,596	0	0	0	0
Communicare								
GRAYSON								
Grayson Nursing and Rehabilitation	1	365	1	147	0	0	0	0
GRAYSON County Total:	1	365	1	147	0	0	0	0
HARDIN								
Signature Healthcare at North Hardin Rehab	0	0	0	0	0	0	0	0
HARDIN County Total:	0	0	0	0	0	0	0	0
MARION								
Loretto Motherhouse Infirmary	0	0	0	0	0	0	0	0

*CMHC - Community Mental Health Center

*SMI - Severe Mental Illness

2021 ANNUAL KENTUCKY LONG TERM CARE UTILIZATION AND SERVICE REPORT

Table 2E - Personal Care Bed Census With SMI by Gender & Ages 65 & Older

CMHC Region / County / Facility	65-84				85 & Older			
	Male SMI Census	Male SMI Inpatient Days	Female SMI Census	Female SMI Inpatient Days	Male SMI Census	Male SMI Inpatient Days	Female SMI Census	Female SMI Inpatient Days
The Village of Lebanon II	0	0	0	0	0	0	0	0
MARION County Total:	0	0	0	0	0	0	0	0
NELSON								
Cooper Trail Senior Living	0	0	0	0	0	0	0	0
Windsor Gardens CCRC	0	0	0	0	0	0	0	0
NELSON County Total:	0	0	0	0	0	0	0	0
WASHINGTON								
Sansbury Care Center	0	0	0	0	0	0	0	0
WASHINGTON County Total:	0	0	0	0	0	0	0	0
Communicare CMHC Total:	1	365	1	147	0	0	0	0
Cumberland River								
BELL								
Generations Center of Middlesboro	2	730	6	2190	0	0	0	0
BELL County Total:	2	730	6	2,190	0	0	0	0
HARLAN								
The Laurels	17	6205	14	5110	0	0	2	730
HARLAN County Total:	17	6,205	14	5,110	0	0	2	730

*CMHC - Community Mental Health Center

*SMI - Severe Mental Illness

2021 ANNUAL KENTUCKY LONG TERM CARE UTILIZATION AND SERVICE REPORT

Table 2E - Personal Care Bed Census With SMI by Gender & Ages 65 & Older

CMHC Region / County / Facility	65-84				85 & Older			
	Male SMI Census	Male SMI Inpatient Days	Female SMI Census	Female SMI Inpatient Days	Male SMI Census	Male SMI Inpatient Days	Female SMI Census	Female SMI Inpatient Days
KNOX								
Christian Health Center - Corbin	0	0	1	182	0	0	0	0
KNOX County Total:	0	0	1	182	0	0	0	0
Cumberland River CMHC Total:	19	6,935	21	7,482	0	0	2	730
Four Rivers								
CALLOWAY								
Fern Terrace of Murray	7	1760	9	2498	0	0	0	0
Gardens At Hickory Woods	0	0	0	0	0	0	0	0
CALLOWAY County Total:	7	1,760	9	2,498	0	0	0	0
CARLISLE								
Countryside Center	0	0	0	0	0	0	0	0
CARLISLE County Total:	0	0	0	0	0	0	0	0
GRAVES								
Fern Terrace of Mayfield	19	6840	12	4320	0	0	0	0
GRAVES County Total:	19	6,840	12	4,320	0	0	0	0
HICKMAN								
Clinton Hickman County Nursing Facility	0	0	0	0	0	0	0	0

*CMHC - Community Mental Health Center

*SMI - Severe Mental Illness

2021 ANNUAL KENTUCKY LONG TERM CARE UTILIZATION AND SERVICE REPORT

Table 2E - Personal Care Bed Census With SMI by Gender & Ages 65 & Older

CMHC Region / County / Facility	65-84				85 & Older			
	Male SMI Census	Male SMI Inpatient Days	Female SMI Census	Female SMI Inpatient Days	Male SMI Census	Male SMI Inpatient Days	Female SMI Census	Female SMI Inpatient Days
Clinton Place	0	0	0	0	0	0	0	0
HICKMAN County Total:	0	0	0	0	0	0	0	0
MCCRACKEN								
Gaither Suites at West Park	0	0	0	0	0	0	0	0
MCCRACKEN County Total:	0	0	0	0	0	0	0	0
Four Rivers CMHC Total:	26	8,600	21	6,818	0	0	0	0
Kentucky River								
KNOTT								
Golden Years Rest Home	9	365	4	365	0	0	0	0
KNOTT County Total:	9	365	4	365	0	0	0	0
Kentucky River CMHC Total:	9	365	4	365	0	0	0	0
LifeSkills								
ALLEN								
Cornerstone Manor	2	730	2	628	0	0	0	0
Scottsville Manor	12	2938	2	596	0	0	0	0
ALLEN County Total:	14	3,668	4	1,224	0	0	0	0
BARREN								
NHC HealthCare, Glasgow	0	0	0	0	0	0	0	0
BARREN County Total:	0	0	0	0	0	0	0	0

*CMHC - Community Mental Health Center

*SMI - Severe Mental Illness

2021 ANNUAL KENTUCKY LONG TERM CARE UTILIZATION AND SERVICE REPORT

Table 2E - Personal Care Bed Census With SMI by Gender & Ages 65 & Older

CMHC Region / County / Facility	65-84				85 & Older			
	Male SMI Census	Male SMI Inpatient Days	Female SMI Census	Female SMI Inpatient Days	Male SMI Census	Male SMI Inpatient Days	Female SMI Census	Female SMI Inpatient Days
EDMONSON								
Edmonson Center	1	365	1	365	0	0	0	0
EDMONSON County Total:	1	365	1	365	0	0	0	0
HART								
Hart County Manor	6	1740	7	2135	0	0	0	0
HART County Total:	6	1,740	7	2,135	0	0	0	0
METCALFE								
Harpers Home for the Aged	0	0	0	0	0	0	0	0
Metcalfe Health Care Center	0	0	0	0	0	0	0	0
METCALFE County Total:	0	0	0	0	0	0	0	0
SIMPSON								
Lewis Memorial Methodist Home	0	0	3	920	0	0	0	0
SIMPSON County Total:	0	0	3	920	0	0	0	0
WARREN								
Christian Health Center, Bowling Green	0	0	0	0	0	0	0	0
Fern Terrace of Bowling Green	24	8760	18	6570	0	0	0	0
The Haven At Massey Springs	0	0	0	0	0	0	0	0
WARREN County Total:	24	8,760	18	6,570	0	0	0	0
LifeSkills CMHC Total:	45	14,533	33	11,214	0	0	0	0

*CMHC - Community Mental Health Center

*SMI - Severe Mental Illness

2021 ANNUAL KENTUCKY LONG TERM CARE UTILIZATION AND SERVICE REPORT

Table 2E - Personal Care Bed Census With SMI by Gender & Ages 65 & Older

CMHC Region / County / Facility	65-84				85 & Older			
	Male SMI Census	Male SMI Inpatient Days	Female SMI Census	Female SMI Inpatient Days	Male SMI Census	Male SMI Inpatient Days	Female SMI Census	Female SMI Inpatient Days
Mountain								
JOHNSON								
Venture Home of Paintsville	8	2920	3	1095	0	0	1	365
JOHNSON County Total:	8	2,920	3	1,095	0	0	1	365
MAGOFFIN								
Salyersville Nursing and Rehabilitation Center	0	0	0	0	0	0	0	0
MAGOFFIN County Total:	0	0	0	0	0	0	0	0
Mountain CMHC Total:	8	2,920	3	1,095	0	0	1	365
NorthKey								
BOONE								
Colonial Gardens	0	0	0	0	0	0	0	0
Dominion Senior Living of Florence	0	0	0	0	0	0	0	0
BOONE County Total:	0	0	0	0	0	0	0	0
CAMPBELL								
Carmel Manor	2	634	0	0	0	0	1	365
The Seasons at Alexandria	0	0	0	0	0	0	0	0
CAMPBELL County Total:	2	634	0	0	0	0	1	365
CARROLL								
Carrollton Manor	9	2811	5	1363	0	0	0	0

*CMHC - Community Mental Health Center

*SMI - Severe Mental Illness

2021 ANNUAL KENTUCKY LONG TERM CARE UTILIZATION AND SERVICE REPORT

Table 2E - Personal Care Bed Census With SMI by Gender & Ages 65 & Older

CMHC Region / County / Facility	65-84				85 & Older			
	Male SMI Census	Male SMI Inpatient Days	Female SMI Census	Female SMI Inpatient Days	Male SMI Census	Male SMI Inpatient Days	Female SMI Census	Female SMI Inpatient Days
Valley Haven Rest Home	24	7300	0	0	4	1095	0	0
CARROLL County Total:	33	10,111	5	1,363	4	1,095	0	0
GRANT								
Jonesville Rest Home	0	0	1	365	0	0	0	0
GRANT County Total:	0	0	1	365	0	0	0	0
KENTON								
Charter Senior Living of Edgewood	0	0	0	0	0	0	0	0
Covington Ladies Home	0	0	0	0	0	0	0	0
Emerald Trace	0	0	0	0	0	0	0	0
Ivy Knoll	5	1754	7	2134	3	1095	5	1498
Madonna Manor	0	0	0	0	0	0	1	153
Regency Manor	1	365	10	2522	0	0	0	0
Regency Manor North	3	878	3	808	0	0	0	0
St Charles Care Center	0	0	0	0	0	0	0	0
KENTON County Total:	9	2,997	20	5,464	3	1,095	6	1,651
PENDLETON								
Falmouth Personal Care Home	0	0	1	365	0	0	0	0
The Front Gate	2	730	2	730	0	0	0	0
PENDLETON County Total:	2	730	3	1,095	0	0	0	0

*CMHC - Community Mental Health Center

*SMI - Severe Mental Illness

2021 ANNUAL KENTUCKY LONG TERM CARE UTILIZATION AND SERVICE REPORT

Table 2E - Personal Care Bed Census With SMI by Gender & Ages 65 & Older

CMHC Region / County / Facility	65-84				85 & Older			
	Male SMI Census	Male SMI Inpatient Days	Female SMI Census	Female SMI Inpatient Days	Male SMI Census	Male SMI Inpatient Days	Female SMI Census	Female SMI Inpatient Days
NorthKey CMHC Total:	46	14,472	29	8,287	7	2,190	7	2,016
Pathways								
BOYD								
Artrips Personal Care Home	0	0	0	0	0	0	0	0
Kings Daughters And Sons Home	0	0	0	0	0	0	0	0
BOYD County Total:	0	0	0	0	0	0	0	0
GREENUP								
Frasures Personal Care Home	5	1725	7	2021	0	0	0	0
Morning Pointe of Russell	1	365	0	0	0	0	0	0
The Lantern At Morning Pointe Alzheimers and Memory Care	0	0	0	0	0	0	1	365
Trinity Station Retirement Community	0	0	0	0	0	0	0	0
GREENUP County Total:	6	2,090	7	2,021	0	0	1	365
MENIFEE								
Edgewood Estates	0	0	1	8	0	0	0	0
MENIFEE County Total:	0	0	1	8	0	0	0	0
MONTGOMERY								
Regency Memory Care	0	0	0	0	0	0	0	0
MONTGOMERY County Total:	0	0	0	0	0	0	0	0

*CMHC - Community Mental Health Center

*SMI - Severe Mental Illness

2021 ANNUAL KENTUCKY LONG TERM CARE UTILIZATION AND SERVICE REPORT

Table 2E - Personal Care Bed Census With SMI by Gender & Ages 65 & Older

CMHC Region / County / Facility	65-84				85 & Older			
	Male SMI Census	Male SMI Inpatient Days	Female SMI Census	Female SMI Inpatient Days	Male SMI Census	Male SMI Inpatient Days	Female SMI Census	Female SMI Inpatient Days
MORGAN								
West Liberty Nursing and Rehabilitation Center	1	127	1	1	0	0	0	0
MORGAN County Total:	1	127	1	1	0	0	0	0
Pathways CMHC Total:	7	2,217	9	2,030	0	0	1	365
Pennyroyal								
CALDWELL								
Highland Homes, Inc.	17	6205	19	6935	0	0	0	0
CALDWELL County Total:	17	6,205	19	6,935	0	0	0	0
CHRISTIAN								
Christian County Manor	3	1095	3	1095	0	0	0	0
Christian Health Center, Hopkinsville	0	0	1	229	0	0	0	0
Pennyrile Home	12	3447	14	4430	0	0	2	263
CHRISTIAN County Total:	15	4,542	18	5,754	0	0	2	263
HOPKINS								
The Homestead	8	2295	4	1020	0	0	0	0
HOPKINS County Total:	8	2,295	4	1,020	0	0	0	0
MUHLENBERG								
Greenville Nursing and Rehabilitation	1	349	0	0	0	0	0	0

*CMHC - Community Mental Health Center

*SMI - Severe Mental Illness

2021 ANNUAL KENTUCKY LONG TERM CARE UTILIZATION AND SERVICE REPORT

Table 2E - Personal Care Bed Census With SMI by Gender & Ages 65 & Older

CMHC Region / County / Facility	65-84				85 & Older			
	Male SMI Census	Male SMI Inpatient Days	Female SMI Census	Female SMI Inpatient Days	Male SMI Census	Male SMI Inpatient Days	Female SMI Census	Female SMI Inpatient Days
Sparks Nursing Center	2	730	2	728	1	204	0	0
MUHLENBERG County Total:	3	1,079	2	728	1	204	0	0
TRIGG								
Better Senior Living	14	4292	12	3444	0	0	0	0
TRIGG County Total:	14	4,292	12	3,444	0	0	0	0
Pennyroyal CMHC Total:	57	18,413	55	17,881	1	204	2	263
River Valley								
DAVIESS								
Cedarhurst of Owensboro	0	0	0	0	0	0	0	0
Davco Rest Home	10	3093	10	2940	0	0	0	0
Fern Terrace of Owensboro	10	2519	21	6579	0	0	3	805
Owensboro Center	1	183	3	549	0	0	0	0
DAVIESS County Total:	21	5,795	34	10,068	0	0	3	805
HANCOCK								
The Oaks PCH/Lewisport	2	2	1	1	0	0	0	0
HANCOCK County Total:	2	2	1	1	0	0	0	0
HENDERSON								
Henderson Manor	3	744	14	2889	0	0	0	0
HENDERSON County Total:	3	744	14	2,889	0	0	0	0

*CMHC - Community Mental Health Center

*SMI - Severe Mental Illness

2021 ANNUAL KENTUCKY LONG TERM CARE UTILIZATION AND SERVICE REPORT

Table 2E - Personal Care Bed Census With SMI by Gender & Ages 65 & Older

CMHC Region / County / Facility	65-84				85 & Older			
	Male SMI Census	Male SMI Inpatient Days	Female SMI Census	Female SMI Inpatient Days	Male SMI Census	Male SMI Inpatient Days	Female SMI Census	Female SMI Inpatient Days
MCLEAN								
Sunny Acres	6	1868	3	773	0	0	0	0
MCLEAN County Total:	6	1,868	3	773	0	0	0	0
OHIO								
Beaver Dam Nursing and Rehab Center	0	0	0	0	0	0	0	0
OHIO County Total:	0	0	0	0	0	0	0	0
River Valley CMHC Total:	32	8,409	52	13,731	0	0	3	805
Seven Counties								
BULLITT								
Colonial House of Shepherdsville	19	6935	17	6205	0	0	0	0
Sanders Ridge Health Campus	0	0	0	0	0	0	0	0
BULLITT County Total:	19	6,935	17	6,205	0	0	0	0
JEFFERSON								
Anthology of Louisville	0	0	0	0	0	0	0	0
Barton House of Louisville 1	0	0	0	0	0	0	0	0
Belmont Village	0	0	0	0	0	0	0	0
Brookdale Stonestreet	0	0	0	0	0	0	0	0
Dominion Senior Living of Louisville	0	0	0	0	0	0	0	0
Eastern Star Home in KY	1	365	1	365	0	0	0	0

*CMHC - Community Mental Health Center

*SMI - Severe Mental Illness

2021 ANNUAL KENTUCKY LONG TERM CARE UTILIZATION AND SERVICE REPORT

Table 2E - Personal Care Bed Census With SMI by Gender & Ages 65 & Older

CMHC Region / County / Facility	65-84				85 & Older			
	Male SMI Census	Male SMI Inpatient Days	Female SMI Census	Female SMI Inpatient Days	Male SMI Census	Male SMI Inpatient Days	Female SMI Census	Female SMI Inpatient Days
Episcopal Church Home	0	0	0	0	0	0	0	0
Forest Hills Commons	0	0	0	0	0	0	0	0
Forest Springs Health Campus	1	365	4	970	3	341	11	2136
Glen Ridge Health Campus	0	0	0	0	0	0	0	0
Hallmark House Louisville II	0	0	0	0	0	0	0	0
Heartsong Memory Care	2	586	2	177	0	0	0	0
Little Sisters of the Poor	0	0	0	0	0	0	0	0
Louisville Protestant Altenheim	1	365	2	730	0	0	0	0
Masonic Home of Louisville	0	0	0	0	0	0	0	0
Morning Pointe Of Louisville At South Hurstbourne	0	0	0	0	0	0	0	0
Nazareth Home	4	927	17	5149	5	530	31	10953
Nazareth Home Clifton	0	0	5	1825	0	0	7	2555
Parrs at Springhurst	0	0	0	0	0	0	0	0
Rose Anna Hughes Home	0	0	0	0	0	0	0	0
Storypoint Prospect	0	0	0	0	0	0	0	0
Sunrise of Louisville	0	0	0	0	0	0	0	0
The Enclave of East Louisville	0	0	0	0	0	0	0	0
The Forum at Brookside	0	0	0	0	0	0	0	0
The Grand Senior Living	0	0	0	0	0	0	0	0

*CMHC - Community Mental Health Center

*SMI - Severe Mental Illness

2021 ANNUAL KENTUCKY LONG TERM CARE UTILIZATION AND SERVICE REPORT

Table 2E - Personal Care Bed Census With SMI by Gender & Ages 65 & Older

CMHC Region / County / Facility	65-84				85 & Older			
	Male SMI Census	Male SMI Inpatient Days	Female SMI Census	Female SMI Inpatient Days	Male SMI Census	Male SMI Inpatient Days	Female SMI Census	Female SMI Inpatient Days
The Lantern At Morning Pointe (Louisville)	0	0	0	0	0	0	0	0
The Legacy at English Station	1	365	0	0	0	0	0	0
The Springs at Stony Brook	0	0	0	0	0	0	0	0
Treyton Oaks Towers	3	861	1	365	2	468	4	1102
Westport Place Health Campus	0	0	0	0	0	0	0	0
Wickshire Blankenbaker	0	0	0	0	0	0	0	0
JEFFERSON County Total:	13	3,834	32	9,581	10	1,339	53	16,746
SHELBY								
Colonial Hall Manor	14	4554	12	3245	0	0	1	365
Masonic Home of Shelbyville	0	0	0	0	0	0	0	0
SHELBY County Total:	14	4,554	12	3,245	0	0	1	365
Seven Counties CMHC Total:	46	15,323	61	19,031	10	1,339	54	17,111
State Total	345	105,684	331	99,127	18	3,733	70	21,655

*CMHC - Community Mental Health Center

*SMI - Severe Mental Illness

2021 ANNUAL KENTUCKY CHEMICAL DEPENDENCY UTILIZATION AND SERVICE REPORT

Table 2EE - Personal Care Bed Census by Gender & Ages 65 & Older

Patients With SMI Receiving State Supplementation

CMHC Region / County / Facility	65-84				85 & Older			
	Male SMI State Supp Census	Male SMI State Supp Inpatient Days	Female SMI State Supp Census	Female SMI State Supp Inpatient Days	Male SMI State Supp Census	Male SMI State Supp Inpatient Days	Female SMI State Supp Census	Female SMI State Supp Inpatient Days
Adanta								
MCCREARY								
Cumberland Manor Rest Home	20	4218	9	1950	0	0	0	0
MCCREARY County Total:	20	4,218	9	1,950	0	0	0	0
PULASKI								
Bluegrass Senior Living Somerset	0	0	0	0	0	0	0	0
Crestview Personal Care	3	740	4	1095	0	0	0	0
PULASKI County Total:	3	740	4	1,095	0	0	0	0
TAYLOR								
Bluegrass Way	0	0	0	0	0	0	0	0
TAYLOR County Total:	0	0	0	0	0	0	0	0
WAYNE								
Dishman Personal Care Home	7	2227	4	1405	0	0	0	0
Hicks Golden Years Nursing Home	0	0	0	0	0	0	0	0
WAYNE County Total:	7	2,227	4	1,405	0	0	0	0
Adanta CMHC Total:	30	7,185	17	4,450	0	0	0	0
Bluegrass								
BOYLE								
McDowell Place of Danville	0	0	0	0	0	0	0	0

*CMHC - Community Mental Health Center

*SMI - Severe Mental Illness

*State Supp - Supplementation for needy persons who are aged, blind or have a disability (KRS 205.245)

2021 ANNUAL KENTUCKY CHEMICAL DEPENDENCY UTILIZATION AND SERVICE REPORT

Table 2EE - Personal Care Bed Census by Gender & Ages 65 & Older

Patients With SMI Receiving State Supplementation

CMHC Region / County / Facility	65-84				85 & Older			
	Male SMI State Supp Census	Male SMI State Supp Inpatient Days	Female SMI State Supp Census	Female SMI State Supp Inpatient Days	Male SMI State Supp Census	Male SMI State Supp Inpatient Days	Female SMI State Supp Census	Female SMI State Supp Inpatient Days
Morning Pointe of Danville	0	0	0	0	0	0	0	0
Walkers Trail Senior Living	0	0	0	0	0	0	0	0
BOYLE County Total:	0	0	0	0	0	0	0	0
CLARK								
BOONESBORO TRAIL SENIOR LIVING	0	0	0	0	0	0	0	0
CLARK County Total:	0	0	0	0	0	0	0	0
ESTILL								
Irvine Nursing and Rehabilitation	0	0	0	0	0	0	0	0
ESTILL County Total:	0	0	0	0	0	0	0	0
FAYETTE								
Cedarhurst of Beaumont	0	0	0	0	0	0	0	0
Central Ky Recovery Center Unit 1	0	0	0	0	0	0	0	0
Central KY Recovery Center Unit 2	0	0	0	0	0	0	0	0
Lantern at Morning Pointe Alz and Memory Care	0	0	0	0	0	0	0	0
Legacy Reserve at Fritz Farm	0	0	0	0	0	0	0	0
Lexington Country Place	0	0	0	0	0	0	0	0
Mayfair Village Retirement Center	0	0	0	0	0	0	0	0
Morning Pointe of Lexington	0	0	0	0	0	0	0	0

*CMHC - Community Mental Health Center

*SMI - Severe Mental Illness

*State Supp - Supplementation for needy persons who are aged, blind or have a disability (KRS 205.245)

2021 ANNUAL KENTUCKY CHEMICAL DEPENDENCY UTILIZATION AND SERVICE REPORT

Table 2EE - Personal Care Bed Census by Gender & Ages 65 & Older

Patients With SMI Receiving State Supplementation

CMHC Region / County / Facility	65-84				85 & Older			
	Male SMI State Supp Census	Male SMI State Supp Inpatient Days	Female SMI State Supp Census	Female SMI State Supp Inpatient Days	Male SMI State Supp Census	Male SMI State Supp Inpatient Days	Female SMI State Supp Census	Female SMI State Supp Inpatient Days
Morning Pointe of Lexington East	0	0	0	0	0	0	0	0
PRESTON GREENS SENIOR LIVING	0	0	0	0	0	0	0	0
Richmond Place Senior Living	0	0	0	0	0	0	0	0
Signature Healthcare At Tanbark Rehab	0	0	0	0	0	0	0	0
The Breckinridge	0	0	0	0	0	0	0	0
The Legacy at the Willows	0	0	0	0	0	0	0	0
The Willows at Fritz Farm	0	0	0	0	0	0	0	0
The Willows at Hamburg	0	0	0	0	0	0	0	0
Willows at Citation	0	0	0	0	0	0	0	0
FAYETTE County Total:	0	0	0	0	0	0	0	0
FRANKLIN								
Dominion Senior Living of Frankfort	0	0	0	0	0	0	0	0
Morning Pointe of Frankfort	0	0	0	0	0	0	0	0
The Lantern at Morning Pointe of Frankfort	0	0	0	0	0	0	0	0
FRANKLIN County Total:	0	0	0	0	0	0	0	0
HARRISON								
Cedar Ridge Health Campus	0	0	0	0	0	0	0	0

*CMHC - Community Mental Health Center

*SMI - Severe Mental Illness

*State Supp - Supplementation for needy persons who are aged, blind or have a disability (KRS 205.245)

2021 ANNUAL KENTUCKY CHEMICAL DEPENDENCY UTILIZATION AND SERVICE REPORT

Table 2EE - Personal Care Bed Census by Gender & Ages 65 & Older

Patients With SMI Receiving State Supplementation

CMHC Region / County / Facility	65-84				85 & Older			
	Male SMI State Supp Census	Male SMI State Supp Inpatient Days	Female SMI State Supp Census	Female SMI State Supp Inpatient Days	Male SMI State Supp Census	Male SMI State Supp Inpatient Days	Female SMI State Supp Census	Female SMI State Supp Inpatient Days
Parkside Manor	3	1095	3	952	0	0	0	0
Shady Lawn Home	2	520	1	120	0	0	0	0
HARRISON County Total:	5	1,615	4	1,072	0	0	0	0
JESSAMINE								
Bridgepointe At Ashgrove Woods	0	0	0	0	0	0	0	0
Rose Terrace Lodge	8	2368	10	3169	0	0	0	0
Wesley Village	0	0	0	0	0	0	0	0
JESSAMINE County Total:	8	2,368	10	3,169	0	0	0	0
LINCOLN								
Waynesburg Manor	0	0	0	0	0	0	0	0
LINCOLN County Total:	0	0	0	0	0	0	0	0
MADISON								
Dominion Senior Living of Richmond	0	0	0	0	0	0	0	0
Morning Pointe of Richmond	0	0	0	0	0	0	0	0
Telford Terrace	0	0	0	0	0	0	0	0
MADISON County Total:	0	0	0	0	0	0	0	0
MERCER								
The Willows at Harrodsburg	0	0	0	0	0	0	0	0
MERCER County Total:	0	0	0	0	0	0	0	0

*CMHC - Community Mental Health Center

*SMI - Severe Mental Illness

*State Supp - Supplementation for needy persons who are aged, blind or have a disability (KRS 205.245)

2021 ANNUAL KENTUCKY CHEMICAL DEPENDENCY UTILIZATION AND SERVICE REPORT

Table 2EE - Personal Care Bed Census by Gender & Ages 65 & Older

Patients With SMI Receiving State Supplementation

CMHC Region / County / Facility	65-84				85 & Older			
	Male SMI State Supp Census	Male SMI State Supp Inpatient Days	Female SMI State Supp Census	Female SMI State Supp Inpatient Days	Male SMI State Supp Census	Male SMI State Supp Inpatient Days	Female SMI State Supp Census	Female SMI State Supp Inpatient Days
POWELL								
Stanton Nursing and Rehabilitation Center	1	268	0	0	0	0	0	0
POWELL County Total:	1	268	0	0	0	0	0	0
SCOTT								
The Meadows At Windsor Gardens	0	0	0	0	0	0	0	0
SCOTT County Total:	0	0	0	0	0	0	0	0
WOODFORD								
Daisy Hill Senior Living	0	0	0	0	0	0	0	0
Taylor Manor Nursing Home	0	0	0	0	0	0	0	0
The Homeplace At Midway	0	0	0	0	0	0	0	0
WOODFORD County Total:	0	0	0	0	0	0	0	0
Bluegrass CMHC Total:	14	4,251	14	4,241	0	0	0	0
Communicare								
GRAYSON								
Grayson Nursing and Rehabilitation	1	365	1	147	0	0	0	0
GRAYSON County Total:	1	365	1	147	0	0	0	0

*CMHC - Community Mental Health Center

*SMI - Severe Mental Illness

*State Supp - Supplementation for needy persons who are aged, blind or have a disability (KRS 205.245)

2021 ANNUAL KENTUCKY CHEMICAL DEPENDENCY UTILIZATION AND SERVICE REPORT

Table 2EE - Personal Care Bed Census by Gender & Ages 65 & Older

Patients With SMI Receiving State Supplementation

CMHC Region / County / Facility	65-84				85 & Older			
	Male SMI State Supp Census	Male SMI State Supp Inpatient Days	Female SMI State Supp Census	Female SMI State Supp Inpatient Days	Male SMI State Supp Census	Male SMI State Supp Inpatient Days	Female SMI State Supp Census	Female SMI State Supp Inpatient Days
HARDIN								
Signature Healthcare at North Hardin Rehab	0	0	0	0	0	0	0	0
HARDIN County Total:	0	0	0	0	0	0	0	0
MARION								
Loretto Motherhouse Infirmary	0	0	0	0	0	0	0	0
The Village of Lebanon II	0	0	0	0	0	0	0	0
MARION County Total:	0	0	0	0	0	0	0	0
NELSON								
Cooper Trail Senior Living	0	0	0	0	0	0	0	0
Windsor Gardens CCRC	0	0	0	0	0	0	0	0
NELSON County Total:	0	0	0	0	0	0	0	0
WASHINGTON								
Sansbury Care Center	0	0	0	0	0	0	0	0
WASHINGTON County Total:	0	0	0	0	0	0	0	0
Communicare CMHC Total:	1	365	1	147	0	0	0	0

*CMHC - Community Mental Health Center

*SMI - Severe Mental Illness

*State Supp - Supplementation for needy persons who are aged, blind or have a disability (KRS 205.245)

2021 ANNUAL KENTUCKY CHEMICAL DEPENDENCY UTILIZATION AND SERVICE REPORT

Table 2EE - Personal Care Bed Census by Gender & Ages 65 & Older

Patients With SMI Receiving State Supplementation

CMHC Region / County / Facility	65-84				85 & Older			
	Male SMI State Supp Census	Male SMI State Supp Inpatient Days	Female SMI State Supp Census	Female SMI State Supp Inpatient Days	Male SMI State Supp Census	Male SMI State Supp Inpatient Days	Female SMI State Supp Census	Female SMI State Supp Inpatient Days
Cumberland River								
BELL								
Generations Center of Middlesboro	2	730	6	2190	0	0	0	0
BELL County Total:	2	730	6	2,190	0	0	0	0
HARLAN								
The Laurels	15	5475	14	5110	0	0	2	730
HARLAN County Total:	15	5,475	14	5,110	0	0	2	730
KNOX								
Christian Health Center - Corbin	0	0	1	182	0	0	0	0
KNOX County Total:	0	0	1	182	0	0	0	0
Cumberland River CMHC Total:	17	6,205	21	7,482	0	0	2	730
Four Rivers								
CALLOWAY								
Fern Terrace of Murray	5	1162	5	1182	0	0	0	0
Gardens At Hickory Woods	0	0	0	0	0	0	0	0
CALLOWAY County Total:	5	1,162	5	1,182	0	0	0	0
CARLISLE								
Countryside Center	0	0	0	0	0	0	0	0
CARLISLE County Total:	0	0	0	0	0	0	0	0

*CMHC - Community Mental Health Center

*SMI - Severe Mental Illness

*State Supp - Supplementation for needy persons who are aged, blind or have a disability (KRS 205.245)

2021 ANNUAL KENTUCKY CHEMICAL DEPENDENCY UTILIZATION AND SERVICE REPORT

Table 2EE - Personal Care Bed Census by Gender & Ages 65 & Older

Patients With SMI Receiving State Supplementation

CMHC Region / County / Facility	65-84				85 & Older			
	Male SMI State Supp Census	Male SMI State Supp Inpatient Days	Female SMI State Supp Census	Female SMI State Supp Inpatient Days	Male SMI State Supp Census	Male SMI State Supp Inpatient Days	Female SMI State Supp Census	Female SMI State Supp Inpatient Days
GRAVES								
Fern Terrace of Mayfield	18	6480	9	3240	0	0	0	0
GRAVES County Total:	18	6,480	9	3,240	0	0	0	0
HICKMAN								
Clinton Hickman County Nursing Facility	0	0	0	0	0	0	0	0
Clinton Place	0	0	0	0	0	0	0	0
HICKMAN County Total:	0	0	0	0	0	0	0	0
MCCRACKEN								
Gaither Suites at West Park	0	0	0	0	0	0	0	0
MCCRACKEN County Total:	0	0	0	0	0	0	0	0
Four Rivers CMHC Total:	23	7,642	14	4,422	0	0	0	0
Kentucky River								
KNOTT								
Golden Years Rest Home	2	365	1	365	0	0	0	0
KNOTT County Total:	2	365	1	365	0	0	0	0
Kentucky River CMHC Total:	2	365	1	365	0	0	0	0

*CMHC - Community Mental Health Center

*SMI - Severe Mental Illness

*State Supp - Supplementation for needy persons who are aged, blind or have a disability (KRS 205.245)

2021 ANNUAL KENTUCKY CHEMICAL DEPENDENCY UTILIZATION AND SERVICE REPORT

Table 2EE - Personal Care Bed Census by Gender & Ages 65 & Older

Patients With SMI Receiving State Supplementation

CMHC Region / County / Facility	65-84				85 & Older			
	Male SMI State Supp Census	Male SMI State Supp Inpatient Days	Female SMI State Supp Census	Female SMI State Supp Inpatient Days	Male SMI State Supp Census	Male SMI State Supp Inpatient Days	Female SMI State Supp Census	Female SMI State Supp Inpatient Days
LifeSkills								
ALLEN								
Cornerstone Manor	1	365	2	628	0	0	0	0
Scottsville Manor	9	2350	0	0	0	0	0	0
ALLEN County Total:	10	2,715	2	628	0	0	0	0
BARREN								
NHC HealthCare, Glasgow	0	0	0	0	0	0	0	0
BARREN County Total:	0	0	0	0	0	0	0	0
EDMONSON								
Edmonson Center	1	335	1	335	0	0	0	0
EDMONSON County Total:	1	335	1	335	0	0	0	0
HART								
Hart County Manor	3	870	4	1220	0	0	0	0
HART County Total:	3	870	4	1,220	0	0	0	0
METCALFE								
Harpers Home for the Aged	0	0	0	0	0	0	0	0
Metcalfe Health Care Center	0	0	0	0	0	0	0	0
METCALFE County Total:	0	0	0	0	0	0	0	0

*CMHC - Community Mental Health Center

*SMI - Severe Mental Illness

*State Supp - Supplementation for needy persons who are aged, blind or have a disability (KRS 205.245)

2021 ANNUAL KENTUCKY CHEMICAL DEPENDENCY UTILIZATION AND SERVICE REPORT

Table 2EE - Personal Care Bed Census by Gender & Ages 65 & Older

Patients With SMI Receiving State Supplementation

CMHC Region / County / Facility	65-84				85 & Older			
	Male SMI State Supp Census	Male SMI State Supp Inpatient Days	Female SMI State Supp Census	Female SMI State Supp Inpatient Days	Male SMI State Supp Census	Male SMI State Supp Inpatient Days	Female SMI State Supp Census	Female SMI State Supp Inpatient Days
SIMPSON								
Lewis Memorial Methodist Home	0	0	0	0	0	0	0	0
SIMPSON County Total:	0	0	0	0	0	0	0	0
WARREN								
Christian Health Center, Bowling Green	0	0	0	0	0	0	0	0
Fern Terrace of Bowling Green	15	5475	12	4380	0	0	0	0
The Haven At Massey Springs	0	0	0	0	0	0	0	0
WARREN County Total:	15	5,475	12	4,380	0	0	0	0
LifeSkills CMHC Total:	29	9,395	19	6,563	0	0	0	0
Mountain								
JOHNSON								
Venture Home of Paintsville	8	2920	3	1095	0	0	1	365
JOHNSON County Total:	8	2,920	3	1,095	0	0	1	365
MAGOFFIN								
Salysersville Nursing and Rehabilitation Center	0	0	0	0	0	0	0	0
MAGOFFIN County Total:	0	0	0	0	0	0	0	0
Mountain CMHC Total:	8	2,920	3	1,095	0	0	1	365

*CMHC - Community Mental Health Center

*SMI - Severe Mental Illness

*State Supp - Supplementation for needy persons who are aged, blind or have a disability (KRS 205.245)

2021 ANNUAL KENTUCKY CHEMICAL DEPENDENCY UTILIZATION AND SERVICE REPORT

Table 2EE - Personal Care Bed Census by Gender & Ages 65 & Older

Patients With SMI Receiving State Supplementation

CMHC Region / County / Facility	65-84				85 & Older			
	Male SMI State Supp Census	Male SMI State Supp Inpatient Days	Female SMI State Supp Census	Female SMI State Supp Inpatient Days	Male SMI State Supp Census	Male SMI State Supp Inpatient Days	Female SMI State Supp Census	Female SMI State Supp Inpatient Days
NorthKey								
BOONE								
Colonial Gardens	0	0	0	0	0	0	0	0
Dominion Senior Living of Florence	0	0	0	0	0	0	0	0
BOONE County Total:	0	0	0	0	0	0	0	0
CAMPBELL								
Carmel Manor	0	0	0	0	0	0	0	0
The Seasons at Alexandria	0	0	0	0	0	0	0	0
CAMPBELL County Total:	0	0	0	0	0	0	0	0
CARROLL								
Carrollton Manor	7	1900	3	998	0	0	0	0
Valley Haven Rest Home	20	7300	0	0	3	1095	0	0
CARROLL County Total:	27	9,200	3	998	3	1,095	0	0
GRANT								
Jonesville Rest Home	0	0	1	365	0	0	0	0
GRANT County Total:	0	0	1	365	0	0	0	0
KENTON								
Charter Senior Living of Edgewood	0	0	0	0	0	0	0	0
Covington Ladies Home	0	0	0	0	0	0	0	0

*CMHC - Community Mental Health Center

*SMI - Severe Mental Illness

*State Supp - Supplementation for needy persons who are aged, blind or have a disability (KRS 205.245)

2021 ANNUAL KENTUCKY CHEMICAL DEPENDENCY UTILIZATION AND SERVICE REPORT

Table 2EE - Personal Care Bed Census by Gender & Ages 65 & Older

Patients With SMI Receiving State Supplementation

CMHC Region / County / Facility	65-84				85 & Older			
	Male SMI State Supp Census	Male SMI State Supp Inpatient Days	Female SMI State Supp Census	Female SMI State Supp Inpatient Days	Male SMI State Supp Census	Male SMI State Supp Inpatient Days	Female SMI State Supp Census	Female SMI State Supp Inpatient Days
Emerald Trace	0	0	0	0	0	0	0	0
Ivy Knoll	0	0	0	0	0	0	0	0
Madonna Manor	0	0	0	0	0	0	0	0
Regency Manor	1	365	6	1398	0	0	0	0
Regency Manor North	2	730	3	808	0	0	0	0
St Charles Care Center	0	0	0	0	0	0	0	0
KENTON County Total:	3	1,095	9	2,206	0	0	0	0
PENDLETON								
Falmouth Personal Care Home	0	0	1	365	0	0	0	0
The Front Gate	2	730	2	730	0	0	0	0
PENDLETON County Total:	2	730	3	1,095	0	0	0	0
NorthKey CMHC Total:	32	11,025	16	4,664	3	1,095	0	0
Pathways								
BOYD								
Artrips Personal Care Home	0	0	0	0	0	0	0	0
Kings Daughters And Sons Home	0	0	0	0	0	0	0	0
BOYD County Total:	0	0	0	0	0	0	0	0
GREENUP								
Frasures Personal Care Home	3	995	6	1656	0	0	0	0

*CMHC - Community Mental Health Center

*SMI - Severe Mental Illness

*State Supp - Supplementation for needy persons who are aged, blind or have a disability (KRS 205.245)

2021 ANNUAL KENTUCKY CHEMICAL DEPENDENCY UTILIZATION AND SERVICE REPORT

Table 2EE - Personal Care Bed Census by Gender & Ages 65 & Older

Patients With SMI Receiving State Supplementation

CMHC Region / County / Facility	65-84				85 & Older			
	Male SMI State Supp Census	Male SMI State Supp Inpatient Days	Female SMI State Supp Census	Female SMI State Supp Inpatient Days	Male SMI State Supp Census	Male SMI State Supp Inpatient Days	Female SMI State Supp Census	Female SMI State Supp Inpatient Days
Morning Pointe of Russell	0	0	0	0	0	0	0	0
The Lantern At Morning Pointe Alzheimers and Memory Care	0	0	0	0	0	0	0	0
Trinity Station Retirement Community	0	0	0	0	0	0	0	0
GREENUP County Total:	3	995	6	1,656	0	0	0	0
MENIFEE								
Edgewood Estates	0	0	1	8	0	0	0	0
MENIFEE County Total:	0	0	1	8	0	0	0	0
MONTGOMERY								
Regency Memory Care	0	0	0	0	0	0	0	0
MONTGOMERY County Total:	0	0	0	0	0	0	0	0
MORGAN								
West Liberty Nursing and Rehabilitation Center	1	127	1	1	0	0	0	0
MORGAN County Total:	1	127	1	1	0	0	0	0
Pathways CMHC Total:	4	1,122	8	1,665	0	0	0	0

*CMHC - Community Mental Health Center

*SMI - Severe Mental Illness

*State Supp - Supplementation for needy persons who are aged, blind or have a disability (KRS 205.245)

2021 ANNUAL KENTUCKY CHEMICAL DEPENDENCY UTILIZATION AND SERVICE REPORT

Table 2EE - Personal Care Bed Census by Gender & Ages 65 & Older

Patients With SMI Receiving State Supplementation

CMHC Region / County / Facility	65-84				85 & Older			
	Male SMI State Supp Census	Male SMI State Supp Inpatient Days	Female SMI State Supp Census	Female SMI State Supp Inpatient Days	Male SMI State Supp Census	Male SMI State Supp Inpatient Days	Female SMI State Supp Census	Female SMI State Supp Inpatient Days
Pennyroyal								
CALDWELL								
Highland Homes, Inc.	17	6205	18	6570	0	0	0	0
CALDWELL County Total:	17	6,205	18	6,570	0	0	0	0
CHRISTIAN								
Christian County Manor	2	730	2	730	0	0	0	0
Christian Health Center, Hopkinsville	0	0	0	0	0	0	0	0
Pennyrile Home	11	3052	14	4430	0	0	1	263
CHRISTIAN County Total:	13	3,782	16	5,160	0	0	1	263
HOPKINS								
The Homestead	8	2038	4	1020	0	0	0	0
HOPKINS County Total:	8	2,038	4	1,020	0	0	0	0
MUHLENBERG								
Greenville Nursing and Rehabilitation	1	349	0	0	0	0	0	0
Sparks Nursing Center	2	730	2	728	1	204	0	0
MUHLENBERG County Total:	3	1,079	2	728	1	204	0	0

*CMHC - Community Mental Health Center

*SMI - Severe Mental Illness

*State Supp - Supplementation for needy persons who are aged, blind or have a disability (KRS 205.245)

2021 ANNUAL KENTUCKY CHEMICAL DEPENDENCY UTILIZATION AND SERVICE REPORT

Table 2EE - Personal Care Bed Census by Gender & Ages 65 & Older

Patients With SMI Receiving State Supplementation

CMHC Region / County / Facility	65-84				85 & Older			
	Male SMI State Supp Census	Male SMI State Supp Inpatient Days	Female SMI State Supp Census	Female SMI State Supp Inpatient Days	Male SMI State Supp Census	Male SMI State Supp Inpatient Days	Female SMI State Supp Census	Female SMI State Supp Inpatient Days
TRIGG								
Better Senior Living	6	1492	5	1367	0	0	0	0
TRIGG County Total:	6	1,492	5	1,367	0	0	0	0
Pennyroyal CMHC Total:	47	14,596	45	14,845	1	204	1	263
River Valley								
DAVIESS								
Cedarhurst of Owensboro	0	0	0	0	0	0	0	0
Davco Rest Home	10	3093	7	2331	0	0	0	0
Fern Terrace of Owensboro	9	2320	18	5484	0	0	3	440
Owensboro Center	0	0	3	549	0	0	0	0
DAVIESS County Total:	19	5,413	28	8,364	0	0	3	440
HANCOCK								
The Oaks PCH/Lewisport	1	1	1	1	0	0	0	0
HANCOCK County Total:	1	1	1	1	0	0	0	0
HENDERSON								
Henderson Manor	3	744	11	2524	0	0	0	0
HENDERSON County Total:	3	744	11	2,524	0	0	0	0

*CMHC - Community Mental Health Center

*SMI - Severe Mental Illness

*State Supp - Supplementation for needy persons who are aged, blind or have a disability (KRS 205.245)

2021 ANNUAL KENTUCKY CHEMICAL DEPENDENCY UTILIZATION AND SERVICE REPORT

Table 2EE - Personal Care Bed Census by Gender & Ages 65 & Older

Patients With SMI Receiving State Supplementation

CMHC Region / County / Facility	65-84				85 & Older			
	Male SMI State Supp Census	Male SMI State Supp Inpatient Days	Female SMI State Supp Census	Female SMI State Supp Inpatient Days	Male SMI State Supp Census	Male SMI State Supp Inpatient Days	Female SMI State Supp Census	Female SMI State Supp Inpatient Days
MCLEAN								
Sunny Acres	5	1503	3	773	0	0	0	0
MCLEAN County Total:	5	1,503	3	773	0	0	0	0
OHIO								
Beaver Dam Nursing and Rehab Center	0	0	0	0	0	0	0	0
OHIO County Total:	0	0	0	0	0	0	0	0
River Valley CMHC Total:	28	7,661	43	11,662	0	0	3	440
Seven Counties								
BULLITT								
Colonial House of Shepherdsville	19	6935	17	6205	0	0	0	0
Sanders Ridge Health Campus	0	0	0	0	0	0	0	0
BULLITT County Total:	19	6,935	17	6,205	0	0	0	0
JEFFERSON								
Anthology of Louisville	0	0	0	0	0	0	0	0
Barton House of Louisville 1	0	0	0	0	0	0	0	0
Belmont Village	0	0	0	0	0	0	0	0
Brookdale Stonestreet	0	0	0	0	0	0	0	0

*CMHC - Community Mental Health Center

*SMI - Severe Mental Illness

*State Supp - Supplementation for needy persons who are aged, blind or have a disability (KRS 205.245)

2021 ANNUAL KENTUCKY CHEMICAL DEPENDENCY UTILIZATION AND SERVICE REPORT

Table 2EE - Personal Care Bed Census by Gender & Ages 65 & Older

Patients With SMI Receiving State Supplementation

CMHC Region / County / Facility	65-84				85 & Older			
	Male SMI State Supp Census	Male SMI State Supp Inpatient Days	Female SMI State Supp Census	Female SMI State Supp Inpatient Days	Male SMI State Supp Census	Male SMI State Supp Inpatient Days	Female SMI State Supp Census	Female SMI State Supp Inpatient Days
Dominion Senior Living of Louisville	0	0	0	0	0	0	0	0
Eastern Star Home in KY	0	0	0	0	0	0	0	0
Episcopal Church Home	0	0	0	0	0	0	0	0
Forest Hills Commons	0	0	0	0	0	0	0	0
Forest Springs Health Campus	0	0	0	0	0	0	0	0
Glen Ridge Health Campus	0	0	0	0	0	0	0	0
Hallmark House Louisville II	0	0	0	0	0	0	0	0
Heartsong Memory Care	0	0	0	0	0	0	0	0
Little Sisters of the Poor	0	0	0	0	0	0	0	0
Louisville Protestant Altenheim	0	0	0	0	0	0	0	0
Masonic Home of Louisville	0	0	0	0	0	0	0	0
Morning Pointe Of Louisville At South Hurstbourne	0	0	0	0	0	0	0	0
Nazareth Home	0	0	0	0	0	0	0	0
Nazareth Home Clifton	0	0	0	0	0	0	0	0
Parrs at Springhurst	0	0	0	0	0	0	0	0
Rose Anna Hughes Home	0	0	0	0	0	0	0	0
Storypoint Prospect	0	0	0	0	0	0	0	0
Sunrise of Louisville	0	0	0	0	0	0	0	0

*CMHC - Community Mental Health Center

*SMI - Severe Mental Illness

*State Supp - Supplementation for needy persons who are aged, blind or have a disability (KRS 205.245)

2021 ANNUAL KENTUCKY CHEMICAL DEPENDENCY UTILIZATION AND SERVICE REPORT

Table 2EE - Personal Care Bed Census by Gender & Ages 65 & Older

Patients With SMI Receiving State Supplementation

CMHC Region / County / Facility	65-84				85 & Older			
	Male SMI State Supp Census	Male SMI State Supp Inpatient Days	Female SMI State Supp Census	Female SMI State Supp Inpatient Days	Male SMI State Supp Census	Male SMI State Supp Inpatient Days	Female SMI State Supp Census	Female SMI State Supp Inpatient Days
The Enclave of East Louisville	0	0	0	0	0	0	0	0
The Forum at Brookside	0	0	0	0	0	0	0	0
The Grand Senior Living	0	0	0	0	0	0	0	0
The Lantern At Morning Pointe (Louisville)	0	0	0	0	0	0	0	0
The Legacy at English Station	0	0	0	0	0	0	0	0
The Springs at Stony Brook	0	0	0	0	0	0	0	0
Treyton Oaks Towers	0	0	0	0	0	0	0	0
Westport Place Health Campus	0	0	0	0	0	0	0	0
Wickshire Blankenbaker	0	0	0	0	0	0	0	0
JEFFERSON County Total:	0	0	0	0	0	0	0	0
SHELBY								
Colonial Hall Manor	10	3515	11	2880	0	0	0	0
Masonic Home of Shelbyville	0	0	0	0	0	0	0	0
SHELBY County Total:	10	3,515	11	2,880	0	0	0	0
Seven Counties CMHC Total:	29	10,450	28	9,085	0	0	0	0
State Total	264	83,182	230	70,686	4	1,299	7	1,798

*CMHC - Community Mental Health Center

*SMI - Severe Mental Illness

*State Supp - Supplementation for needy persons who are aged, blind or have a disability (KRS 205.245)

2021 ANNUAL KENTUCKY LONG TERM CARE UTILIZATION AND SERVICE REPORT

Table 3 - Census Data- Nursing Home (CCRC) Beds

ADD / Facility	Licensed Beds	Beds In Operation	Beginning Census	Admissions	Discharges	Deaths	Ending Census	Total Patient Days	Occupancy Percentage	Potential Patient Days
ADD:2										
CHRISTIAN										
Christian Health Center, Hopkinsville	2	2	2	0	0	2	0	610	83.56%	730
CHRISTIAN County Total:	2	2	2	0	0	2	0	610	83.56%	730
ADD: 2 Total	2	2	2	0	0	2	0	610	83.56%	730
ADD:3										
UNION										
Breckinridge Place	8	8	7	17	15	4	5	1,891	64.76%	2,920
UNION County Total:	8	8	7	17	15	4	5	1,891	64.76%	2,920
ADD: 3 Total	8	8	7	17	15	4	5	1,891	64.76%	2,920
ADD:4										
WARREN										
Christian Health Center, Bowling Green	23	0	17	26	10	10	23	8,395	100.00%	8,395
WARREN County Total:	23	0	17	26	10	10	23	8,395	100.00%	8,395
ADD: 4 Total	23	0	17	26	10	10	23	8,395	100.00%	8,395
ADD:5										
MARION										
The Village of Lebanon II	10	10	0	13	6	2	5	1,240	33.97%	3,650
MARION County Total:	10	10	0	13	6	2	5	1,240	33.97%	3,650
ADD: 5 Total	10	10	0	13	6	2	5	1,240	33.97%	3,650
ADD:6										
JEFFERSON										
Christian Health Center of Louisville	4	4	3	29	30	0	2	515	35.27%	1,460
Episcopal Church Home	14	0	0	0	0	0	0	0	0.00%	0
Louisville Protestant Altenheim	8	8	2	6	2	1	5	1,641	56.20%	2,920
Nazareth Home Clifton	6	6	0	6	0	0	6	2,190	100.00%	2,190
The Forum at Brookside	18	8	8	20	25	3	0	1,541	56.70%	2,718
JEFFERSON County Total:	50	26	13	61	57	4	13	5,887	63.38%	9,288
ADD: 6 Total	50	26	13	61	57	4	13	5,887	63.38%	9,288
ADD:7										
KENTON										
Madonna Manor	1	1	1	1	0	1	1	306	83.84%	365
KENTON County Total:	1	1	1	1	0	1	1	306	83.84%	365
ADD: 7 Total	1	1	1	1	0	1	1	306	83.84%	365

ADD / Facility	Licensed Beds	Beds In Operation	Beginning Census	Admissions	Discharges	Deaths	Ending Census	Total Patient Days	Occupancy Percentage	Potential Patient Days
ADD:10										
GREENUP										
Trinity Station Retirement Community	17	17	11	15	3	13	10	3,303	53.23%	6,205
GREENUP County Total:	17	17	11	15	3	13	10	3,303	53.23%	6,205
ADD: 10 Total	17	17	11	15	3	13	10	3,303	53.23%	6,205
ADD:13										
KNOX										
Christian Health Center - Corbin	4	4	1	4	3	1	1	341	23.36%	1,460
KNOX County Total:	4	4	1	4	3	1	1	341	23.36%	1,460
LAUREL										
Laurel Heights Home for the Elderly	17	17	16	12	11	0	17	5,544	89.35%	6,205
LAUREL County Total:	17	17	16	12	11	0	17	5,544	89.35%	6,205
ADD: 13 Total	21	21	17	16	14	1	18	5,885	76.78%	7,665
ADD:14										
PULASKI										
The Neighborhood Nursing Facility	12	12	11	14	1	14	10	3,905	89.16%	4,380
PULASKI County Total:	12	12	11	14	1	14	10	3,905	89.16%	4,380
ADD: 14 Total	12	12	11	14	1	14	10	3,905	89.16%	4,380
ADD:15										
FAYETTE										
Sayre Christian Village Nursing Home	11	11	6	22	16	5	7	3,124	77.81%	4,015
The Willows at Hamburg	10	0	10	25	20	6	9	3,543	97.07%	3,650
FAYETTE County Total:	21	11	16	47	36	11	16	6,667	86.98%	7,665
HARRISON										
Cedar Ridge Health Campus	5	5	4	7	5	1	5	1,691	92.66%	1,825
HARRISON County Total:	5	5	4	7	5	1	5	1,691	92.66%	1,825
JESSAMINE										
Wesley Village	36	31	31	10	5	11	25	9,875	75.15%	13,140
JESSAMINE County Total:	36	31	31	10	5	11	25	9,875	75.15%	13,140
MADISON										
Telford Terrace	1	1	0	5	4	0	1	98	26.85%	365
MADISON County Total:	1	1	0	5	4	0	1	98	26.85%	365
WOODFORD										
The Homeplace At Midway	5	5	6	2	2	1	5	1,948	106.74%	1,825
WOODFORD County Total:	5	5	6	2	2	1	5	1,948	106.74%	1,825
ADD: 15 Total	68	53	57	71	52	24	52	20,279	81.70%	24,820
Statewide Total	212	150	136	234	158	75	137	51,701	75.57%	68,418

2021 ANNUAL KENTUCKY LONG TERM CARE UTILIZATION AND SERVICE REPORT

Table 4 - Census Data- Nursing Home (Non-CCRC) Beds

ADD / Facility	Licensed Beds	Beds In Operation	Beginning Census	Admissions	Discharges	Deaths	Ending Census	Total Patient Days	Occupancy Percentage	Potential Patient Days
ADD:3										
DAVISS										
Hermitage Care and Rehabilitation Center	22	22	10	194	172	14	18	5,979	74.46%	8,030
DAVISS County Total:	22	22	10	194	172	14	18	5,979	74.46%	8,030
WEBSTER										
Shemwell Nursing Home	20	20	19	0	0	0	19	6,935	95.00%	7,300
WEBSTER County Total:	20	20	19	0	0	0	19	6,935	95.00%	7,300
ADD: 3 Total	42	42	29	194	172	14	37	12,914	84.24%	15,330
ADD:4										
WARREN										
Christian Health Center, Bowling Green	0	0	0	0	0	0	0	0	0.00%	0
WARREN County Total:	0	0	0	0	0	0	0	0	0.00%	0
ADD: 4 Total	0	0	0	0	0	0	0	0	0.00%	0
ADD:5										
MARION										
The Village of Lebanon II	28	28	0	84	62	7	15	5,801	56.76%	10,220
MARION County Total:	28	28	0	84	62	7	15	5,801	56.76%	10,220
ADD: 5 Total	28	28	0	84	62	7	15	5,801	56.76%	10,220
ADD:7										
KENTON										
Madonna Manor	0	0	0	0	0	0	0	0	0.00%	0
KENTON County Total:	0	0	0	0	0	0	0	0	0.00%	0
ADD: 7 Total	0	0	0	0	0	0	0	0	0.00%	0
ADD:15										
BOURBON										
Bourbon Heights	32	32	28	69	49	20	28	11,680	100.00%	11,680
BOURBON County Total:	32	32	28	69	49	20	28	11,680	100.00%	11,680
FAYETTE										
Mayfair Manor	0	0	0	0	0	0	0	0	0.00%	0
The Willows at Hamburg	0	0	0	0	0	0	0	0	0.00%	0
FAYETTE County Total:	0	0	0	0	0	0	0	0	0.00%	0
MERCER										
The Willows at Harrodsburg	0	0	0	0	0	0	0	0	0.00%	0
MERCER County Total:	0	0	0	0	0	0	0	0	0.00%	0

ADD / Facility	Licensed Beds	Beds In Operation	Beginning Census	Admis- sions	Disch- arges	Deaths	Ending Census	Total Patient Days	Occupancy Percentage	Potential Patient Days
WOODFORD										
Taylor Manor Nursing Home	40	0	28	14	5	11	26	9,794	67.08%	14,600
The Homeplace At Midway	0	0	0	0	0	0	0	0	0.00%	0
WOODFORD County Total:	40	0	28	14	5	11	26	9,794	67.08%	14,600
ADD: 15 Total	72	32	56	83	54	31	54	21,474	81.71%	26,280
Statewide Total	142	102	85	361	288	52	106	40,189	77.54%	51,830

2021 ANNUAL KENTUCKY LONG TERM CARE UTILIZATION AND SERVICE REPORT

Table 5 - Census Data- Intermediate Care Beds

ADD / Facility	Licensed Beds	Beds In Operation	Beginning Census	Admissions	Discharges	Deaths	Ending Census	Total Patient Days	Occupancy Percentage	Potential Patient Days
ADD:3										
WEBSTER										
Shemwell Nursing Home	2	2	1	0	0	0	1	365	50.00%	730
WEBSTER County Total:	2	2	1	0	0	0	1	365	50.00%	730
ADD: 3 Total	2	2	1	0	0	0	1	365	50.00%	730
ADD:4										
WARREN										
Christian Health Center, Bowling Green	2	0	2	1	1	1	1	365	50.00%	730
WARREN County Total:	2	0	2	1	1	1	1	365	50.00%	730
ADD: 4 Total	2	0	2	1	1	1	1	365	50.00%	730
ADD:6										
JEFFERSON										
Eastern Star Home in KY	18	18	7	20	3	8	16	4,114	62.62%	6,570
Louisville Protestant Altenheim	24	24	12	18	3	12	15	5,551	63.37%	8,760
The Forum at Brookside	2	1	1	10	11	0	0	170	56.29%	302
JEFFERSON County Total:	44	43	20	48	17	20	31	9,835	62.92%	15,632
ADD: 6 Total	44	43	20	48	17	20	31	9,835	62.92%	15,632
ADD:15										
HARRISON										
Cedar Ridge Health Campus	2	2	1	2	1	0	2	630	86.30%	730
HARRISON County Total:	2	2	1	2	1	0	2	630	86.30%	730
JESSAMINE										
Wesley Village	2	1	1	0	0	0	1	365	100.00%	365
JESSAMINE County Total:	2	1	1	0	0	0	1	365	100.00%	365
MADISON										
Telford Terrace	2	2	1	1	0	0	2	703	96.30%	730
MADISON County Total:	2	2	1	1	0	0	2	703	96.30%	730
WOODFORD										
Taylor Manor Nursing Home	18	0	7	0	0	3	4	2,000	30.44%	6,570
WOODFORD County Total:	18	0	7	0	0	3	4	2,000	30.44%	6,570
ADD: 15 Total	24	5	10	3	1	3	9	3,698	44.05%	8,395
Statewide Total	72	50	33	52	19	24	42	14,263	55.96%	25,487

2021 ANNUAL KENTUCKY LONG TERM CARE UTILIZATION AND SERVICE REPORT

Table 6 - Census Data - Alzheimer Facility Beds

ADD / Facility	Licensed Beds	Beds In Operation	Beginning Census	Admissions	Discharges	Deaths	Ending Census	Total Patient Days	Occupancy Percentage	Potential Patient Days
ADD:3										
DAVISS										
Wellington Parc of Owensboro	60	60	52	50	22	36	44	15,965	72.90%	21,900
DAVISS County Total:	60	60	52	50	22	36	44	15,965	72.90%	21,900
ADD: 3 Total	60	60	52	50	22	36	44	15,965	72.90%	21,900
ADD:4										
WARREN										
Magnolia Village	60	60	49	97	72	25	49	17,866	81.58%	21,900
WARREN County Total:	60	60	49	97	72	25	49	17,866	81.58%	21,900
ADD: 4 Total	60	60	49	97	72	25	49	17,866	81.58%	21,900
Statewide Total	120	120	101	147	94	61	93	33,831	77.24%	43,800

2021 ANNUAL KENTUCKY LONG TERM CARE UTILIZATION AND SERVICE REPORT

Table 7 - Census Data- ICF/IID Beds

ADD / Facility	Licensed Beds	Beds In Operation	Beginning Census	Admissions	Discharges	Deaths	Ending Census	Total Patient Days	Occupancy Percentage	Potential Patient Days
ADD:2										
CHRISTIAN										
Outwood ICF/IID	80	80	31	5	1	2	33	11,782	40.35%	29,200
CHRISTIAN County Total:	80	80	31	5	1	2	33	11,782	40.35%	29,200
ADD: 2 Total	80	80	31	5	1	2	33	11,782	40.35%	29,200
ADD:3										
DAVIESS										
Wendell Fosters Campus for Developmental Disabilit	63	63	63	0	0	0	63	22,995	100.00%	22,995
DAVIESS County Total:	63	63	63	0	0	0	63	22,995	100.00%	22,995
ADD: 3 Total	63	63	63	0	0	0	63	22,995	100.00%	22,995
ADD:6										
BULLITT										
Meadows ICF/IID	8	0	8	1	1	0	8	2,920	100.00%	2,920
BULLITT County Total:	8	0	8	1	1	0	8	2,920	100.00%	2,920
HENRY										
Cedar Lake Lodge Park Place I	8	0	8	0	0	0	8	2,818	96.51%	2,920
Cedar Lake Lodge Park Place II	8	0	8	1	0	1	8	2,833	98.99%	2,862
HENRY County Total:	16	0	16	1	0	1	16	5,651	97.73%	5,782
JEFFERSON										
Bingham Gardens	23	0	20	0	0	0	20	7,162	85.31%	8,395
Del Maria ICF/IID	8	0	8	1	1	0	8	2,840	97.26%	2,920
Hazelwood Center	66	0	56	6	5	5	52	20,064	83.29%	24,090
JEFFERSON County Total:	97	0	84	7	6	5	80	30,066	84.92%	35,405
OLDHAM										
Cedar Lake Lodge	63	63	62	5	1	3	63	22,493	98.25%	22,893
Cedar Lake Lodge Sycamore Run I	4	4	4	0	0	0	4	1,445	98.97%	1,460
Cedar Lake Lodge Sycamore Run II	4	0	4	0	0	0	4	1,399	95.82%	1,460
Windsong ICF/IID	8	0	8	0	0	0	8	2,920	100.00%	2,920
OLDHAM County Total:	79	67	78	5	1	3	79	28,257	98.34%	28,733
ADD: 6 Total	200	67	186	14	8	9	183	66,894	91.84%	72,840
ADD:14										
PULASKI										
Oakwood ICF/IID Unit 1	57	0	44	3	3	1	43	15,973	76.77%	20,805
Oakwood ICF/IID Unit 2	32	0	23	6	8	0	21	7,860	67.29%	11,680

ADD / Facility	Licensed Beds	Beds In Operation	Beginning Census	Admiss- ions	Disch- arges	Deaths	Ending Census	Total Patient Days	Occupancy Percentage	Potential Patient Days
Oakwood ICF/IID Unit 3	32	18	18	13	10	0	21	6,905	59.12%	11,680
Oakwood ICF/IID Unit 4	32	21	20	15	14	0	21	7,484	64.08%	11,680
PULASKI County Total:	153	39	105	37	35	1	106	38,222	68.44%	55,845
ADD: 14 Total	153	39	105	37	35	1	106	38,222	68.44%	55,845
Statewide Total	496	249	385	56	44	12	385	139,893	77.34%	180,880

2021 ANNUAL KENTUCKY LONG TERM CARE UTILIZATION AND SERVICE REPORT

Table 7A - ICF/IID Bed Transition Status by CMHC Region

CMHC Region / County / Facility	Licensed Beds	Individuals Served (Beginning Census + Admits)	Individuals Ready to Transition		Individuals Transitioned to Less Restrictive Placement		Individuals on Waiting List for Admisson to ICF	Percent Transitioned
			Individuals	Resident Days	Individuals	Resident Days		
Adanta								
PULASKI								
Oakwood ICF/IID Unit 1	57	47	9	0	0	0	0	0.00%
Oakwood ICF/IID Unit 2	32	29	3	0	0	0	0	0.00%
Oakwood ICF/IID Unit 3	32	31	10	0	4	0	0	12.90%
Oakwood ICF/IID Unit 4	32	35	4	0	1	0	0	2.86%
PULASKI County Total:	153	142	26	0	5	0	0	3.52%
Adanta CMHC Region Total:	153	142	26	0	5	0	0	3.52%
Pennyroyal								
CHRISTIAN								
Outwood ICF/IID	80	36	0	0	0	0	0	0.00%
CHRISTIAN County Total:	80	36	0	0	0	0	0	0.00%
Pennyroyal CMHC Region Total:	80	36	0	0	0	0	0	0.00%

*CMHC – Community Mental Health Center.

*Percent Transitioned – Individuals Transitioned divided by Individuals Served (Beginning Census + Admits).

2021 ANNUAL KENTUCKY LONG TERM CARE UTILIZATION AND SERVICE REPORT

Table 7A - ICF/IID Bed Transition Status by CMHC Region

CMHC Region / County / Facility	Licensed Beds	Individuals Served (Beginning Census + Admits)	Individuals Ready to Transition		Individuals Transitioned to Less Restrictive Placement		Individuals on Waiting List for Admisson to ICF	Percent Transitioned
			Individuals	Resident Days	Individuals	Resident Days		
River Valley								
DAVIESS								
Wendell Fosters Campus for Developmental Disabilit	63	63	0	0	0	0	49	0.00%
DAVIESS County Total:	63	63	0	0	0	0	49	0.00%
River Valley CMHC Region Total:	63	63	0	0	0	0	49	0.00%
Seven Counties								
BULLITT								
Meadows ICF/IID	8	9	0	0	0	0	0	0.00%
BULLITT County Total:	8	9	0	0	0	0	0	0.00%
HENRY								
Cedar Lake Lodge Park Place I	8	8	0	0	0	0	0	0.00%
Cedar Lake Lodge Park Place II	8	9	0	0	0	0	0	0.00%
HENRY County Total:	16	17	0	0	0	0	0	0.00%
JEFFERSON								
Bingham Gardens	23	20	0	0	0	0	0	0.00%
Del Maria ICF/IID	8	9	0	0	0	0	0	0.00%
Hazelwood Center	66	62	0	0	0	0	0	0.00%
JEFFERSON County Total:	97	91	0	0	0	0	0	0.00%

*CMHC – Community Mental Health Center.

*Percent Transitioned – Individuals Transitioned divided by Individuals Served (Beginning Census + Admits).

2021 ANNUAL KENTUCKY LONG TERM CARE UTILIZATION AND SERVICE REPORT

Table 7A - ICF/IID Bed Transition Status by CMHC Region

CMHC Region / County / Facility	Licensed Beds	Individuals Served (Beginning Census + Admits)	Individuals Ready to Transition		Individuals Transitioned to Less Restrictive Placement		Individuals on Waiting List for Admission to ICF	Percent Transitioned
			Individuals	Resident Days	Individuals	Resident Days		
OLDHAM								
Cedar Lake Lodge	63	67	0	0	0	0	36	0.00%
Cedar Lake Lodge Sycamore Run I	4	4	0	0	0	0	0	0.00%
Cedar Lake Lodge Sycamore Run II	4	4	0	0	0	0	0	0.00%
Windsong ICF/IID	8	8	0	0	0	0	0	0.00%
OLDHAM County Total:	79	83	0	0	0	0	36	0.00%
Seven Counties CMHC Region Total:	200	200	0	0	0	0	36	0.00%
State Total	496	441	26	0	5	0	85	1.13%

*CMHC – Community Mental Health Center.

*Percent Transitioned – Individuals Transitioned divided by Individuals Served (Beginning Census + Admits).

2021 ANNUAL KENTUCKY LONG TERM CARE UTILIZATION AND SERVICE REPORT

Table 7B - ICF/IID Bed, Reasons Individuals Not Transitioned by CMHC Region

CMHC Region / County / Facility	Family / Guardian Objection	Waiver Slots Unavailable	Required Services Unavailable	Willing Provider Unavailable	Other Reason Not Transitioned	Totals
Adanta						
ADAIR						
Signature Healthcare At Summit Manor Rehab	0	0	0	0	0	0
ADAIR County Total:	0	0	0	0	0	0
CASEY						
Liberty Care and Rehabilitation Center	0	0	0	0	0	0
CASEY County Total:	0	0	0	0	0	0
CLINTON						
Clinton County Care and Rehabilitation Center	0	0	0	0	0	0
CLINTON County Total:	0	0	0	0	0	0
CUMBERLAND						
Cumberland Valley Manor	0	0	0	0	0	0
CUMBERLAND County Total:	0	0	0	0	0	0
GREEN						
Green Hill Rehabilitation and Care	0	0	0	0	0	0
McDowell Skilled Nursing Facility	0	0	0	0	0	0
GREEN County Total:	0	0	0	0	0	0
MCCREARY						
Cumberland Manor Rest Home	0	0	0	0	0	0

*CMHC – Community Mental Health Center

2021 ANNUAL KENTUCKY LONG TERM CARE UTILIZATION AND SERVICE REPORT

Table 7B - ICF/IID Bed, Reasons Individuals Not Transitioned by CMHC Region

CMHC Region / County / Facility	Family / Guardian Objection	Waiver Slots Unavailable	Required Services Unavailable	Willing Provider Unavailable	Other Reason Not Transitioned	Totals
Signature Healthcare of McCreary County Rehab	0	0	0	0	0	0
MCCREARY County Total:	0	0	0	0	0	0
PULASKI						
Bluegrass Senior Living Somerset	0	0	0	0	0	0
Crestview Personal Care	0	0	0	0	0	0
Cumberland Nursing and Rehabilitation Center	0	0	0	0	0	0
Lake Cumberland Regional Hospital SCU	0	0	0	0	0	0
Oakwood ICF/IID Unit 1	0	0	0	9	0	9
Oakwood ICF/IID Unit 2	0	0	0	3	0	3
Oakwood ICF/IID Unit 3	0	0	0	10	0	10
Oakwood ICF/IID Unit 4	0	0	0	4	0	4
Somerset Nursing and Rehabilitation Facility	0	0	0	0	0	0
Somerwoods Nursing and Rehabilitation	0	0	0	0	0	0
The Neighborhood Nursing Facility	0	0	0	0	0	0
PULASKI County Total:	0	0	0	26	0	26
RUSSELL						
Fair Oaks Health Systems	0	0	0	0	0	0
RUSSELL County Total:	0	0	0	0	0	0

*CMHC – Community Mental Health Center

2021 ANNUAL KENTUCKY LONG TERM CARE UTILIZATION AND SERVICE REPORT

Table 7B - ICF/IID Bed, Reasons Individuals Not Transitioned by CMHC Region

CMHC Region / County / Facility	Family / Guardian Objection	Waiver Slots Unavailable	Required Services Unavailable	Willing Provider Unavailable	Other Reason Not Transitioned	Totals
TAYLOR						
Bluegrass Way	0	0	0	0	0	0
Campbellsville Nursing and Rehabilitation	0	0	0	0	0	0
The Grandview Nursing and Rehabilitation Facility	0	0	0	0	0	0
TAYLOR County Total:	0	0	0	0	0	0
WAYNE						
Dishman Personal Care Home	0	0	0	0	0	0
Hicks Golden Years Nursing Home	0	0	0	0	0	0
WAYNE County Total:	0	0	0	0	0	0
Adanta CMHC Total:	0	0	0	26	0	26
Bluegrass						
ANDERSON						
Signature Healthcare at Heritage Hall Rehab	0	0	0	0	0	0
ANDERSON County Total:	0	0	0	0	0	0
BOYLE						
Danville Center For Health	0	0	0	0	0	0
Landmark of Danville Rehabilitation and Nursing Center, LLC	0	0	0	0	0	0
McDowell Place of Danville	0	0	0	0	0	0
Walkers Trail Senior Living	0	0	0	0	0	0
BOYLE County Total:	0	0	0	0	0	0

*CMHC – Community Mental Health Center

2021 ANNUAL KENTUCKY LONG TERM CARE UTILIZATION AND SERVICE REPORT

Table 7B - ICF/IID Bed, Reasons Individuals Not Transitioned by CMHC Region

CMHC Region / County / Facility	Family / Guardian Objection	Waiver Slots Unavailable	Required Services Unavailable	Willing Provider Unavailable	Other Reason Not Transitioned	Totals
CLARK						
BOONESBORO TRAIL SENIOR LIVING	0	0	0	0	0	0
Clark Regional Medical Center Transitional Care Unit	0	0	0	0	0	0
Fountain Circle Care and Rehab Ctr	0	0	0	0	0	0
CLARK County Total:	0	0	0	0	0	0
ESTILL						
Irvine Nursing and Rehabilitation	0	0	0	0	0	0
ESTILL County Total:	0	0	0	0	0	0
FAYETTE						
Bluegrass Care and Rehabilitation Center	0	0	0	0	0	0
Cambridge Place	0	0	0	0	0	0
Cardinal Hill Rehab Unit	0	0	0	0	0	0
Cedarhurst of Beaumont	0	0	0	0	0	0
Central Ky Recovery Center Unit 1	0	0	0	0	0	0
Central KY Recovery Center Unit 2	0	0	0	0	0	0
Homestead Post Acute	0	0	0	0	0	0
Lantern at Morning Pointe Alz and Memory Care	0	0	0	0	0	0
Lexington Country Place	0	0	0	0	0	0
Lexington Premier Nursing and Rehab, LLC	0	0	0	0	0	0

*CMHC – Community Mental Health Center

2021 ANNUAL KENTUCKY LONG TERM CARE UTILIZATION AND SERVICE REPORT

Table 7B - ICF/IID Bed, Reasons Individuals Not Transitioned by CMHC Region

CMHC Region / County / Facility	Family / Guardian Objection	Waiver Slots Unavailable	Required Services Unavailable	Willing Provider Unavailable	Other Reason Not Transitioned	Totals
Mayfair Manor	0	0	0	0	0	0
Mayfair Village Retirement Center	0	0	0	0	0	0
Morning Pointe of Lexington	0	0	0	0	0	0
Morning Pointe of Lexington East	0	0	0	0	0	0
Northpoint Lexington Healthcare Center	0	0	0	0	0	0
Pine Meadows Post Acute	0	0	0	0	0	0
PRESTON GREENS SENIOR LIVING	0	0	0	0	0	0
Richmond Place Senior Living	0	0	0	0	0	0
Sayre Christian Village Nursing Home	0	0	0	0	0	0
The Breckinridge	0	0	0	0	0	0
The Legacy at the Willows	0	0	0	0	0	0
The Willows at Fritz Farm	0	0	0	0	0	0
The Willows at Hamburg	0	0	0	0	0	0
Willows at Citation	0	0	0	0	0	0
FAYETTE County Total:	0	0	0	0	0	0
FRANKLIN						
Bradford Square Center	0	0	0	0	0	0
Dominion Senior Living of Frankfort	0	0	0	0	0	0
Frankfort Rehab and Care	0	0	0	0	0	0
Morning Pointe of Frankfort	0	0	0	0	0	0

*CMHC – Community Mental Health Center

2021 ANNUAL KENTUCKY LONG TERM CARE UTILIZATION AND SERVICE REPORT

Table 7B - ICF/IID Bed, Reasons Individuals Not Transitioned by CMHC Region

CMHC Region / County / Facility	Family / Guardian Objection	Waiver Slots Unavailable	Required Services Unavailable	Willing Provider Unavailable	Other Reason Not Transitioned	Totals
Test Production Sites	0	0	0	0	0	0
The Lantern at Morning Pointe of Frankfort	0	0	0	0	0	0
FRANKLIN County Total:	0	0	0	0	0	0
GARRARD						
Landmark of Lancaster Rehabilitation and Nursing	0	0	0	0	0	0
GARRARD County Total:	0	0	0	0	0	0
HARRISON						
Cedar Ridge Health Campus	0	0	0	0	0	0
Edgemont Healthcare	0	0	0	0	0	0
Grand Haven Nursing Home	0	0	0	0	0	0
Parkside Manor	0	0	0	0	0	0
Shady Lawn Home	0	0	0	0	0	0
HARRISON County Total:	0	0	0	0	0	0
JESSAMINE						
Bridgepointe At Ashgrove Woods	0	0	0	0	0	0
Rose Terrace Lodge	0	0	0	0	0	0
Thomson Hood Veterans Center	0	0	0	0	0	0
Wesley Village	0	0	0	0	0	0
JESSAMINE County Total:	0	0	0	0	0	0

*CMHC – Community Mental Health Center

2021 ANNUAL KENTUCKY LONG TERM CARE UTILIZATION AND SERVICE REPORT

Table 7B - ICF/IID Bed, Reasons Individuals Not Transitioned by CMHC Region

CMHC Region / County / Facility	Family / Guardian Objection	Waiver Slots Unavailable	Required Services Unavailable	Willing Provider Unavailable	Other Reason Not Transitioned	Totals
LINCOLN						
Stanford Care and Rehab	0	0	0	0	0	0
Waynesburg Manor	0	0	0	0	0	0
LINCOLN County Total:	0	0	0	0	0	0
MADISON						
Berea Health and Rehabilitation	0	0	0	0	0	0
Dominion Senior Living of Richmond	0	0	0	0	0	0
Kenwood Health and Rehabilitation Center	0	0	0	0	0	0
Madison Health and Rehabilitation Center	0	0	0	0	0	0
Morning Pointe of Richmond	0	0	0	0	0	0
Telford Terrace	0	0	0	0	2	2
The Terrace Nursing and Rehabilitation	0	0	0	0	0	0
MADISON County Total:	0	0	0	0	2	2
MERCER						
Harrodsburg Health and Rehab Ctr	0	0	0	0	0	0
The Willows at Harrodsburg	0	0	0	0	0	0
MERCER County Total:	0	0	0	0	0	0
NICHOLAS						
Johnson Mathers Nursing Home	0	0	0	0	0	0
NICHOLAS County Total:	0	0	0	0	0	0

*CMHC – Community Mental Health Center

2021 ANNUAL KENTUCKY LONG TERM CARE UTILIZATION AND SERVICE REPORT

Table 7B - ICF/IID Bed, Reasons Individuals Not Transitioned by CMHC Region

CMHC Region / County / Facility	Family / Guardian Objection	Waiver Slots Unavailable	Required Services Unavailable	Willing Provider Unavailable	Other Reason Not Transitioned	Totals
POWELL						
Stanton Nursing and Rehabilitation Center	0	0	0	0	0	0
POWELL County Total:	0	0	0	0	0	0
SCOTT						
Harborview Dover	0	0	0	0	0	0
Signature Healthcare of Georgetown	0	0	0	0	0	0
The Meadows At Windsor Gardens	0	0	0	0	0	0
SCOTT County Total:	0	0	0	0	0	0
WOODFORD						
Daisy Hill Senior Living	0	0	0	0	0	0
Taylor Manor Nursing Home	0	0	0	0	0	0
The Homeplace At Midway	0	0	0	0	0	0
WOODFORD County Total:	0	0	0	0	0	0
Bluegrass CMHC Total:	0	0	0	0	2	2
Communicare						
BRECKINRIDGE						
Breckinridge Memorial Nursing Facility	0	0	0	0	0	0
Hardinsburg Nursing and Rehabilitation	0	0	0	0	0	0
BRECKINRIDGE County Total:	0	0	0	0	0	0

*CMHC – Community Mental Health Center

2021 ANNUAL KENTUCKY LONG TERM CARE UTILIZATION AND SERVICE REPORT

Table 7B - ICF/IID Bed, Reasons Individuals Not Transitioned by CMHC Region

CMHC Region / County / Facility	Family / Guardian Objection	Waiver Slots Unavailable	Required Services Unavailable	Willing Provider Unavailable	Other Reason Not Transitioned	Totals
GRAYSON						
Grayson Nursing and Rehabilitation	0	0	0	0	0	0
Spring View Health and Rehab Center	0	0	0	0	0	0
GRAYSON County Total:	0	0	0	0	0	0
HARDIN						
Elizabethtown Nursing and Rehab	0	0	0	0	0	0
Helmwood Healthcare Center	0	0	0	0	0	0
Kensington Center	0	0	0	0	0	0
Nursing Facility of Hardin Memorial Hospital	0	0	0	0	0	0
Radcliff Veterans Center	0	0	0	0	0	0
Signature Healthcare at North Hardin Rehab	0	0	0	0	0	0
Signature Healthcare of Elizabethtown	0	0	0	0	0	0
HARDIN County Total:	0	0	0	0	0	0
LARUE						
Sunrise Manor Nursing Home	0	0	0	0	0	0
LARUE County Total:	0	0	0	0	0	0
MARION						
Cedars Of Lebanon Nursing Center	0	0	0	0	0	0
Loretto Motherhouse Infirmary	0	0	0	0	0	0
The Village of Lebanon II	0	0	0	0	0	0

*CMHC – Community Mental Health Center

2021 ANNUAL KENTUCKY LONG TERM CARE UTILIZATION AND SERVICE REPORT

Table 7B - ICF/IID Bed, Reasons Individuals Not Transitioned by CMHC Region

CMHC Region / County / Facility	Family / Guardian Objection	Waiver Slots Unavailable	Required Services Unavailable	Willing Provider Unavailable	Other Reason Not Transitioned	Totals
Village of Lebanon II (NF)	0	0	0	0	0	0
MARION County Total:	0	0	0	0	0	0
MEADE						
Brandenburg Nursing and Rehabilitation	0	0	0	0	0	0
MEADE County Total:	0	0	0	0	0	0
NELSON						
Cooper Trail Senior Living	0	0	0	0	0	0
Flaget Memorial Hospital NF	0	0	0	0	0	0
Landmark of Bardstown Rehab and Nursing	0	0	0	0	0	0
Signature Healthcare At Colonial Rehab	0	0	0	0	0	0
Windsor Gardens CCRC	0	0	0	0	0	0
NELSON County Total:	0	0	0	0	0	0
WASHINGTON						
Sansbury Care Center	0	0	0	0	0	0
Springfield Nursing and Rehabilitation Center	0	0	0	0	0	0
WASHINGTON County Total:	0	0	0	0	0	0
Communicare CMHC Total:	0	0	0	0	0	0

*CMHC – Community Mental Health Center

2021 ANNUAL KENTUCKY LONG TERM CARE UTILIZATION AND SERVICE REPORT

Table 7B - ICF/IID Bed, Reasons Individuals Not Transitioned by CMHC Region

CMHC Region / County / Facility	Family / Guardian Objection	Waiver Slots Unavailable	Required Services Unavailable	Willing Provider Unavailable	Other Reason Not Transitioned	Totals
Comprehend						
BRACKEN						
Bracken County Post-Acute and Rehabilitation Center	0	0	0	0	0	0
BRACKEN County Total:	0	0	0	0	0	0
FLEMING						
Pioneer Trace Nursing Home	0	0	0	0	0	0
FLEMING County Total:	0	0	0	0	0	0
LEWIS						
Vanceburg Rehabilitation and Care	0	0	0	0	0	0
LEWIS County Total:	0	0	0	0	0	0
MASON						
Maysville Nursing and Rehabilitation Facility	0	0	0	0	0	0
MASON County Total:	0	0	0	0	0	0
ROBERTSON						
Robertson County Health Care Facility	0	0	0	0	0	0
ROBERTSON County Total:	0	0	0	0	0	0
Comprehend CMHC Total:	0	0	0	0	0	0
Cumberland River						
BELL						
Generations Center of Middlesboro	0	0	0	0	0	0

*CMHC – Community Mental Health Center

2021 ANNUAL KENTUCKY LONG TERM CARE UTILIZATION AND SERVICE REPORT

Table 7B - ICF/IID Bed, Reasons Individuals Not Transitioned by CMHC Region

CMHC Region / County / Facility	Family / Guardian Objection	Waiver Slots Unavailable	Required Services Unavailable	Willing Provider Unavailable	Other Reason Not Transitioned	Totals
Middlesboro Nursing and Rehab	0	0	0	0	0	0
Mountain View Nursing and Rehab Ctr	0	0	0	0	0	0
Pineville Community Hospital	0	0	0	0	0	0
BELL County Total:	0	0	0	0	0	0
CLAY						
Landmark of Laurel Creek Rehab and Nursing	0	0	0	0	0	0
CLAY County Total:	0	0	0	0	0	0
HARLAN						
Harlan Health and Rehabilitation Center	0	0	0	0	0	0
The Laurels	0	0	0	0	0	0
Tri-Cities Nursing and Rehabilitation Center	0	0	0	0	0	0
HARLAN County Total:	0	0	0	0	0	0
JACKSON						
Signature HealthCare at Jackson Manor	0	0	0	0	0	0
JACKSON County Total:	0	0	0	0	0	0
KNOX						
Barbourville Health and Rehabilitation Center	0	0	0	0	0	0
Christian Health Center - Corbin	0	0	0	0	0	0
KNOX County Total:	0	0	0	0	0	0

*CMHC – Community Mental Health Center

2021 ANNUAL KENTUCKY LONG TERM CARE UTILIZATION AND SERVICE REPORT

Table 7B - ICF/IID Bed, Reasons Individuals Not Transitioned by CMHC Region

CMHC Region / County / Facility	Family / Guardian Objection	Waiver Slots Unavailable	Required Services Unavailable	Willing Provider Unavailable	Other Reason Not Transitioned	Totals
LAUREL						
Hillcrest Health and Rehabilitation Center	0	0	0	0	0	0
Laurel Heights Home for the Elderly	0	0	0	0	0	0
LAUREL County Total:	0	0	0	0	0	0
ROCKCASTLE						
Rockcastle Health and Rehabilitation Center	0	0	0	0	0	0
ROCKCASTLE County Total:	0	0	0	0	0	0
WHITLEY						
Corbin Health and Rehabilitation Center	0	0	0	0	0	0
The Heritage	0	0	0	0	0	0
Williamsburg Health and Rehabilitation Center	0	0	0	0	0	0
WHITLEY County Total:	0	0	0	0	0	0
Cumberland River CMHC Total:	0	0	0	0	0	0
Four Rivers						
BALLARD						
Life Care Center of LaCenter	0	0	0	0	0	0
BALLARD County Total:	0	0	0	0	0	0
CALLOWAY						
Fern Terrace of Murray	0	0	0	0	0	0
Gardens At Hickory Woods	0	0	0	0	0	0

*CMHC – Community Mental Health Center

2021 ANNUAL KENTUCKY LONG TERM CARE UTILIZATION AND SERVICE REPORT

Table 7B - ICF/IID Bed, Reasons Individuals Not Transitioned by CMHC Region

CMHC Region / County / Facility	Family / Guardian Objection	Waiver Slots Unavailable	Required Services Unavailable	Willing Provider Unavailable	Other Reason Not Transitioned	Totals
Spring Creek Health Care	0	0	0	0	0	0
CALLOWAY County Total:	0	0	0	0	0	0
CARLISLE						
Countryside Center	0	0	0	0	0	0
CARLISLE County Total:	0	0	0	0	0	0
FULTON						
Fulton Nursing and Rehab	0	0	0	0	0	0
FULTON County Total:	0	0	0	0	0	0
GRAVES						
Fern Terrace of Mayfield	0	0	0	0	0	0
Green Acres Health Care	0	0	0	0	0	0
Mayfield Health and Rehabilitation	0	0	0	0	0	0
Mills Nursing and Rehabilitation	0	0	0	0	0	0
GRAVES County Total:	0	0	0	0	0	0
HICKMAN						
Clinton Hickman County Nursing Facility	0	0	0	0	0	0
Clinton Place	0	0	0	0	0	0
HICKMAN County Total:	0	0	0	0	0	0

*CMHC – Community Mental Health Center

2021 ANNUAL KENTUCKY LONG TERM CARE UTILIZATION AND SERVICE REPORT

Table 7B - ICF/IID Bed, Reasons Individuals Not Transitioned by CMHC Region

CMHC Region / County / Facility	Family / Guardian Objection	Waiver Slots Unavailable	Required Services Unavailable	Willing Provider Unavailable	Other Reason Not Transitioned	Totals
LIVINGSTON						
Salem Springlake Health and Rehabilitation Center	0	0	0	0	0	0
LIVINGSTON County Total:	0	0	0	0	0	0
MARSHALL						
Calvert City Convalescent Center	0	0	0	0	0	0
Lake Way Nursing and Rehabilitation Center	0	0	0	0	0	0
Oakview Nursing and Rehabilitation Center	0	0	0	0	0	0
MARSHALL County Total:	0	0	0	0	0	0
MCCRACKEN						
Baptist Health Paducah	0	0	0	0	0	0
Gaither Suites at West Park	0	0	0	0	0	0
Parkview Nursing and Rehabilitation Center (Paducah)	0	0	0	0	0	0
Providence Pointe Healthcare	0	0	0	0	0	0
River Haven Nursing and Rehab	0	0	0	0	0	0
Stonecreek Health and Rehab	0	0	0	0	0	0
MCCRACKEN County Total:	0	0	0	0	0	0
Four Rivers CMHC Total:	0	0	0	0	0	0

*CMHC – Community Mental Health Center

2021 ANNUAL KENTUCKY LONG TERM CARE UTILIZATION AND SERVICE REPORT

Table 7B - ICF/IID Bed, Reasons Individuals Not Transitioned by CMHC Region

CMHC Region / County / Facility	Family / Guardian Objection	Waiver Slots Unavailable	Required Services Unavailable	Willing Provider Unavailable	Other Reason Not Transitioned	Totals
Kentucky River						
BREATHITT						
Nim Henson Geriatric Center	0	0	0	0	0	0
BREATHITT County Total:	0	0	0	0	0	0
KNOTT						
Golden Years Rest Home	1	0	0	0	0	1
Knott County Health and Rehabilitation Center	0	0	0	0	0	0
KNOTT County Total:	1	0	0	0	0	1
LEE						
Lee County Care and Rehabilitation Center	0	0	0	0	0	0
LEE County Total:	0	0	0	0	0	0
LESLIE						
Hyden Health and Rehabilitation Center	0	0	0	0	0	0
LESLIE County Total:	0	0	0	0	0	0
LETCHER						
Letcher Manor	0	0	0	0	0	0
LETCHER County Total:	0	0	0	0	0	0
OWSLEY						
Owsley County Health Care Center	0	0	0	0	0	0
OWSLEY County Total:	0	0	0	0	0	0

*CMHC – Community Mental Health Center

2021 ANNUAL KENTUCKY LONG TERM CARE UTILIZATION AND SERVICE REPORT

Table 7B - ICF/IID Bed, Reasons Individuals Not Transitioned by CMHC Region

CMHC Region / County / Facility	Family / Guardian Objection	Waiver Slots Unavailable	Required Services Unavailable	Willing Provider Unavailable	Other Reason Not Transitioned	Totals
PERRY						
Hazard Health and Rehabilitation Center	0	0	0	0	0	0
Paul E Patton Eastern Ky Veterans Center	0	0	0	0	0	0
PERRY County Total:	0	0	0	0	0	0
Kentucky River CMHC Total:	1	0	0	0	0	1
LifeSkills						
ALLEN						
Cal Turner Rehab and Specialty Care	0	0	0	0	0	0
Cornerstone Manor	0	0	0	0	0	0
Scottsville Manor	0	0	0	0	0	0
ALLEN County Total:	0	0	0	0	0	0
BARREN						
Barren County Nursing and Rehab	0	0	0	0	0	0
Glasgow State Nursing Facility	0	0	0	0	0	0
Glenview Health Care Facility	0	0	0	0	0	0
NHC HealthCare, Glasgow	0	0	0	0	0	0
Signature Healthcare of Glasgow	0	0	0	0	0	0
T J Samson Community Hospital Skilled Nursing Unit	0	0	0	0	0	0
BARREN County Total:	0	0	0	0	0	0

*CMHC – Community Mental Health Center

2021 ANNUAL KENTUCKY LONG TERM CARE UTILIZATION AND SERVICE REPORT

Table 7B - ICF/IID Bed, Reasons Individuals Not Transitioned by CMHC Region

CMHC Region / County / Facility	Family / Guardian Objection	Waiver Slots Unavailable	Required Services Unavailable	Willing Provider Unavailable	Other Reason Not Transitioned	Totals
BUTLER						
Morgantown Care and Rehabilitation Center	0	0	0	0	0	0
BUTLER County Total:	0	0	0	0	0	0
EDMONSON						
Edmonson Center	0	0	0	0	0	0
EDMONSON County Total:	0	0	0	0	0	0
HART						
Hart County Manor	0	0	0	0	0	0
Signature Healthcare of Hart County	0	0	0	0	0	0
HART County Total:	0	0	0	0	0	0
LOGAN						
Auburn Health Care	0	0	0	0	0	0
Creekwood Place Nursing and Rehab Center	0	0	0	0	0	0
LOGAN County Total:	0	0	0	0	0	0
METCALFE						
Harpers Home for the Aged	0	0	0	0	0	0
Metcalfe Health Care Center	0	0	0	0	0	0
METCALFE County Total:	0	0	0	0	0	0

*CMHC – Community Mental Health Center

2021 ANNUAL KENTUCKY LONG TERM CARE UTILIZATION AND SERVICE REPORT

Table 7B - ICF/IID Bed, Reasons Individuals Not Transitioned by CMHC Region

CMHC Region / County / Facility	Family / Guardian Objection	Waiver Slots Unavailable	Required Services Unavailable	Willing Provider Unavailable	Other Reason Not Transitioned	Totals
MONROE						
Signature HealthCare of Monroe County Rehab	0	0	0	0	0	0
MONROE County Total:	0	0	0	0	0	0
SIMPSON						
Lewis Memorial Methodist Home	0	0	0	0	0	0
SIMPSON County Total:	0	0	0	0	0	0
WARREN						
Bowling Green Nursing and Rehabilitation	0	0	0	0	0	0
Christian Health Center, Bowling Green	0	0	0	0	0	0
Colonial Center	0	0	0	0	0	0
Fern Terrace of Bowling Green	0	0	0	0	0	0
Greenwood Nursing and Rehabilitation	0	0	0	0	0	0
Hopkins Center	0	0	0	0	0	0
Magnolia Village	0	0	0	0	0	0
Signature Healthcare Bowling Green	0	0	0	0	0	0
The Haven At Massey Springs	0	0	0	0	0	0
WARREN County Total:	0	0	0	0	0	0
LifeSkills CMHC Total:	0	0	0	0	0	0

*CMHC – Community Mental Health Center

2021 ANNUAL KENTUCKY LONG TERM CARE UTILIZATION AND SERVICE REPORT

Table 7B - ICF/IID Bed, Reasons Individuals Not Transitioned by CMHC Region

CMHC Region / County / Facility	Family / Guardian Objection	Waiver Slots Unavailable	Required Services Unavailable	Willing Provider Unavailable	Other Reason Not Transitioned	Totals
Mountain						
FLOYD						
Highlands ARH Regional Medical Center (NF)	0	0	0	0	0	0
Prestonsburg Health Care Center	0	0	0	0	0	0
Riverview Health Care Center	0	0	0	0	0	0
FLOYD County Total:	0	0	0	0	0	0
JOHNSON						
Mountain Manor of Paintsville	0	0	0	0	0	0
Venture Home of Paintsville	0	0	0	0	0	0
JOHNSON County Total:	0	0	0	0	0	0
MAGOFFIN						
Salyersville Nursing and Rehabilitation Center	0	0	0	0	0	0
MAGOFFIN County Total:	0	0	0	0	0	0
MARTIN						
Martin County Health Care Facility	0	0	0	0	0	0
MARTIN County Total:	0	0	0	0	0	0
PIKE						
Good Shepherd Community Nursing Center	0	0	0	0	0	0
Landmark of Elkhorn City Rehabilitation	0	0	0	0	0	0

*CMHC – Community Mental Health Center

2021 ANNUAL KENTUCKY LONG TERM CARE UTILIZATION AND SERVICE REPORT

Table 7B - ICF/IID Bed, Reasons Individuals Not Transitioned by CMHC Region

CMHC Region / County / Facility	Family / Guardian Objection	Waiver Slots Unavailable	Required Services Unavailable	Willing Provider Unavailable	Other Reason Not Transitioned	Totals
Parkview Nursing and Rehabilitation Center (Pikeville)	0	0	0	0	0	0
Pikeville Nursing and Rehab Center	0	0	0	0	0	0
Tug Valley ARH Skilled Nursing Facility	0	0	0	0	0	0
PIKE County Total:	0	0	0	0	0	0
Mountain CMHC Total:	0	0	0	0	0	0
NorthKey						
BOONE						
Boonespring Transitional Care Center	0	0	0	0	0	0
Bridgepoint Care and Rehabilitation Center	0	0	0	0	0	0
Colonial Gardens	0	0	0	0	0	0
Dominion Senior Living of Florence	0	0	0	0	0	0
Florence Park Care Center	0	0	0	0	0	0
BOONE County Total:	0	0	0	0	0	0
CAMPBELL						
Carmel Manor	0	0	0	0	0	0
Coldspring Transitional Care Center	0	0	0	0	0	0
St Elizabeth Florence SNF	0	0	0	0	0	0
St Elizabeth FT Thomas SNF	0	0	0	0	0	0
The Seasons at Alexandria	0	0	0	0	0	0
CAMPBELL County Total:	0	0	0	0	0	0

*CMHC – Community Mental Health Center

2021 ANNUAL KENTUCKY LONG TERM CARE UTILIZATION AND SERVICE REPORT

Table 7B - ICF/IID Bed, Reasons Individuals Not Transitioned by CMHC Region

CMHC Region / County / Facility	Family / Guardian Objection	Waiver Slots Unavailable	Required Services Unavailable	Willing Provider Unavailable	Other Reason Not Transitioned	Totals
CARROLL						
Carrollton Manor	0	0	0	0	0	0
Signature Healthcare of Carrollton Rehab	0	0	0	0	0	0
Valley Haven Rest Home	0	0	0	0	0	0
CARROLL County Total:	0	0	0	0	0	0
GALLATIN						
Gallatin Nursing and Rehab	0	0	0	0	0	0
GALLATIN County Total:	0	0	0	0	0	0
GRANT						
Grant Center	0	0	0	0	0	0
Jonesville Rest Home	0	0	0	0	0	0
GRANT County Total:	0	0	0	0	0	0
KENTON						
Charter Senior Living of Edgewood	0	0	0	0	0	0
Covington Ladies Home	0	0	0	0	0	0
Emerald Trace	0	0	0	0	0	0
Ivy Knoll	0	0	0	0	0	0
Madonna Manor	0	0	0	0	0	0
Regency Manor	0	0	0	0	0	0
Regency Manor North	0	0	0	0	0	0
Rosedale Green	0	0	0	0	0	0

*CMHC – Community Mental Health Center

2021 ANNUAL KENTUCKY LONG TERM CARE UTILIZATION AND SERVICE REPORT

Table 7B - ICF/IID Bed, Reasons Individuals Not Transitioned by CMHC Region

CMHC Region / County / Facility	Family / Guardian Objection	Waiver Slots Unavailable	Required Services Unavailable	Willing Provider Unavailable	Other Reason Not Transitioned	Totals
St Charles Care Center	0	0	0	0	0	0
The Pavilion at Kenton	0	0	0	0	0	0
Village Care Center	0	0	0	0	0	0
Villaspring of Erlanger	0	0	0	0	0	0
Woodcrest Nursing and Rehabilitation Center	0	0	0	0	0	0
KENTON County Total:	0	0	0	0	0	0
PENDLETON						
Falmouth Personal Care Home	0	0	0	0	0	0
River Valley Nursing Home	0	0	0	0	0	0
The Front Gate	0	0	0	0	0	0
PENDLETON County Total:	0	0	0	0	0	0
NorthKey CMHC Total:	0	0	0	0	0	0
Pathways						
BATH						
Ridgeway Nursing and Rehabilitation	0	0	0	0	0	0
BATH County Total:	0	0	0	0	0	0
BOYD						
Artrips Personal Care Home	0	0	0	0	0	0
Kings Daughters And Sons Home	0	0	0	0	0	0
Kings Daughters Medical Center (NF)	0	0	0	0	0	0

*CMHC – Community Mental Health Center

2021 ANNUAL KENTUCKY LONG TERM CARE UTILIZATION AND SERVICE REPORT

Table 7B - ICF/IID Bed, Reasons Individuals Not Transitioned by CMHC Region

CMHC Region / County / Facility	Family / Guardian Objection	Waiver Slots Unavailable	Required Services Unavailable	Willing Provider Unavailable	Other Reason Not Transitioned	Totals
Kingsbrook Lifecare Center	0	0	0	0	0	0
Woodland Oaks	0	0	0	0	0	0
BOYD County Total:	0	0	0	0	0	0
CARTER						
Carter Nursing and Rehabilitation Center	0	0	0	0	0	0
CARTER County Total:	0	0	0	0	0	0
ELLIOTT						
Elliott Nursing and Rehabilitation Center	0	0	0	0	0	0
ELLIOTT County Total:	0	0	0	0	0	0
GREENUP						
Frasures Personal Care Home	0	0	0	0	0	0
Morning Pointe of Russell	0	0	0	0	0	0
Oakmont Manor	0	0	0	0	0	0
South Shore Nursing and Rehabilitation Center	0	0	0	0	0	0
The Lantern At Morning Pointe Alzheimers and Memory Care	0	0	0	0	0	0
Trinity Station Retirement Community	0	0	0	0	0	0
Wurtland Nursing and Rehabilitation Center	0	0	0	0	0	0
GREENUP County Total:	0	0	0	0	0	0

*CMHC – Community Mental Health Center

2021 ANNUAL KENTUCKY LONG TERM CARE UTILIZATION AND SERVICE REPORT

Table 7B - ICF/IID Bed, Reasons Individuals Not Transitioned by CMHC Region

CMHC Region / County / Facility	Family / Guardian Objection	Waiver Slots Unavailable	Required Services Unavailable	Willing Provider Unavailable	Other Reason Not Transitioned	Totals
LAWRENCE						
The Jordan Center	0	0	0	0	0	0
LAWRENCE County Total:	0	0	0	0	0	0
MENIFEE						
Edgewood Estates	0	0	0	0	0	0
MENIFEE County Total:	0	0	0	0	0	0
MONTGOMERY						
Regency Memory Care	0	0	0	0	0	0
Windsor Care Center	0	0	0	0	0	0
MONTGOMERY County Total:	0	0	0	0	0	0
MORGAN						
West Liberty Nursing and Rehabilitation Center	0	0	0	0	0	0
MORGAN County Total:	0	0	0	0	0	0
ROWAN						
Life Care Center of Morehead	0	0	0	0	0	0
St Claire Medical Center TCU	0	0	0	0	0	0
ROWAN County Total:	0	0	0	0	0	0
Pathways CMHC Total:	0	0	0	0	0	0

*CMHC – Community Mental Health Center

2021 ANNUAL KENTUCKY LONG TERM CARE UTILIZATION AND SERVICE REPORT

Table 7B - ICF/IID Bed, Reasons Individuals Not Transitioned by CMHC Region

CMHC Region / County / Facility	Family / Guardian Objection	Waiver Slots Unavailable	Required Services Unavailable	Willing Provider Unavailable	Other Reason Not Transitioned	Totals
Pennyroyal						
CALDWELL						
Highland Homes, Inc.	0	0	0	0	0	0
Princeton Health and Rehab Center	0	0	0	0	0	0
CALDWELL County Total:	0	0	0	0	0	0
CHRISTIAN						
Bradford Heights Health and Rehab Center	0	0	0	0	0	0
Christian County Manor	0	0	0	0	0	0
Christian Health Center, Hopkinsville	0	0	0	0	0	0
Christian Heights Nursing and Rehabilitation Center	0	0	0	0	0	0
Outwood ICF/IID	0	0	0	0	0	0
Pennyrile Home	0	0	0	0	0	0
Western State Nursing Facility	0	0	0	0	0	0
CHRISTIAN County Total:	0	0	0	0	0	0
CRITTENDEN						
Crittenden County Health and Rehabilitation Center	0	0	0	0	0	0
CRITTENDEN County Total:	0	0	0	0	0	0
HOPKINS						
Baptist Health Madisonville	0	0	0	0	0	0
Brighton Cornerstone Health Care	0	0	0	0	0	0

*CMHC – Community Mental Health Center

2021 ANNUAL KENTUCKY LONG TERM CARE UTILIZATION AND SERVICE REPORT

Table 7B - ICF/IID Bed, Reasons Individuals Not Transitioned by CMHC Region

CMHC Region / County / Facility	Family / Guardian Objection	Waiver Slots Unavailable	Required Services Unavailable	Willing Provider Unavailable	Other Reason Not Transitioned	Totals
Dawson Springs Health And Rehab Ctr	0	0	0	0	0	0
Hillside Center	0	0	0	0	0	0
Joseph Eddie Ballard Western Kentucky Veterans Ctr	0	0	0	0	0	0
Ridgewood Terrace Nursing Home	0	0	0	0	0	0
The Homestead	0	0	0	0	0	0
Tradewater Pointe	0	0	0	0	0	0
HOPKINS County Total:	0	0	0	0	0	0
LYON						
Landmark of Kuttawa	0	0	0	0	0	0
River's Bend Retirement Community	0	0	0	0	0	0
LYON County Total:	0	0	0	0	0	0
MUHLENBERG						
Greenville Nursing and Rehabilitation	0	0	0	0	0	0
Maple Health and Rehabilitation	0	0	0	0	0	0
Sparks Nursing Center	0	0	0	0	0	0
MUHLENBERG County Total:	0	0	0	0	0	0
TODD						
Hearthstone Place	0	0	0	0	0	0
TODD County Total:	0	0	0	0	0	0

*CMHC – Community Mental Health Center

2021 ANNUAL KENTUCKY LONG TERM CARE UTILIZATION AND SERVICE REPORT

Table 7B - ICF/IID Bed, Reasons Individuals Not Transitioned by CMHC Region

CMHC Region / County / Facility	Family / Guardian Objection	Waiver Slots Unavailable	Required Services Unavailable	Willing Provider Unavailable	Other Reason Not Transitioned	Totals
TRIGG						
Better Senior Living	0	0	0	0	0	0
TRIGG County Total:	0	0	0	0	0	0
Pennyroyal CMHC Total:	0	0	0	0	0	0
River Valley						
DAVIESS						
Cedarhurst of Owensboro	0	0	0	0	0	0
Davco Rest Home	0	0	0	0	0	0
Fern Terrace of Owensboro	0	0	0	0	0	0
Hermitage Care and Rehabilitation Center	0	0	0	0	0	0
Owensboro Center	0	0	0	0	0	0
Signature Healthcare at Hillcrest	0	0	0	0	0	0
The Transitional Care Center of Owensboro	0	0	0	0	0	0
Twin Rivers Nursing and Rehab Center	0	0	0	0	0	0
Wellington Parc of Owensboro	0	0	0	0	0	0
Wendell Fosters Campus for Developmental Disabilit	0	0	0	0	0	0
DAVIESS County Total:	0	0	0	0	0	0
HANCOCK						
Heartland Villa Center	0	0	0	0	0	0

*CMHC – Community Mental Health Center

2021 ANNUAL KENTUCKY LONG TERM CARE UTILIZATION AND SERVICE REPORT

Table 7B - ICF/IID Bed, Reasons Individuals Not Transitioned by CMHC Region

CMHC Region / County / Facility	Family / Guardian Objection	Waiver Slots Unavailable	Required Services Unavailable	Willing Provider Unavailable	Other Reason Not Transitioned	Totals
The Oaks PCH/Lewisport	0	0	0	0	0	0
HANCOCK County Total:	0	0	0	0	0	0
HENDERSON						
Henderson Manor	0	0	0	0	0	0
Henderson Nursing and Rehabilitation Center	0	0	0	0	0	0
Redbanks	0	0	0	0	0	0
HENDERSON County Total:	0	0	0	0	0	0
MCLEAN						
Riverside Care and Rehab Ctr	0	0	0	0	0	0
Sunny Acres	0	0	0	0	0	0
MCLEAN County Total:	0	0	0	0	0	0
OHIO						
Beaver Dam Nursing and Rehab Center	0	0	0	0	0	0
Signature Healthcare of Hartford Rehab and Wellnes	0	0	0	0	0	0
OHIO County Total:	0	0	0	0	0	0
UNION						
Breckinridge Place	0	0	0	0	0	0
Morganfield Nursing and Rehabilitation Center	0	0	0	0	0	0
UNION County Total:	0	0	0	0	0	0

*CMHC – Community Mental Health Center

2021 ANNUAL KENTUCKY LONG TERM CARE UTILIZATION AND SERVICE REPORT

Table 7B - ICF/IID Bed, Reasons Individuals Not Transitioned by CMHC Region

CMHC Region / County / Facility	Family / Guardian Objection	Waiver Slots Unavailable	Required Services Unavailable	Willing Provider Unavailable	Other Reason Not Transitioned	Totals
WEBSTER						
Redbanks Colonial Terrace	0	0	0	0	0	0
Shemwell Nursing Home	0	0	0	0	0	0
WEBSTER County Total:	0	0	0	0	0	0
River Valley CMHC Total:	0	0	0	0	0	0
Seven Counties						
BULLITT						
Bedrock HC at Green Meadows	0	0	0	0	0	0
Colonial House of Shepherdsville	0	0	0	0	0	0
Meadows ICF/IID	0	0	0	0	0	0
Sanders Ridge Health Campus	0	0	0	0	0	0
BULLITT County Total:	0	0	0	0	0	0
HENRY						
Cedar Lake Lodge Park Place I	0	0	0	0	0	0
Cedar Lake Lodge Park Place II	0	0	0	0	0	0
New Castle Nursing and Rehab	0	0	0	0	0	0
HENRY County Total:	0	0	0	0	0	0
JEFFERSON						
Anthology of Louisville	0	0	0	0	0	0
Barton House of Louisville 1	0	0	0	0	0	0
Belmont Village	0	0	0	0	0	0

*CMHC – Community Mental Health Center

2021 ANNUAL KENTUCKY LONG TERM CARE UTILIZATION AND SERVICE REPORT

Table 7B - ICF/IID Bed, Reasons Individuals Not Transitioned by CMHC Region

CMHC Region / County / Facility	Family / Guardian Objection	Waiver Slots Unavailable	Required Services Unavailable	Willing Provider Unavailable	Other Reason Not Transitioned	Totals
Bingham Gardens	0	0	0	0	0	0
Brookdale Stonestreet	0	0	0	0	0	0
Cherokee Park Rehabilitation	0	0	0	0	0	0
Christian Health Center of Louisville	0	0	0	0	0	0
Clifton Oaks Care Center	0	0	0	0	0	0
Del Maria ICF/IID	0	0	0	0	0	0
Dominion Senior Living of Louisville	0	0	0	0	0	0
Eastern Star Home in KY	0	0	0	0	0	0
Essex Nursing and Rehabilitation Center	0	0	0	0	0	0
Forest Hills Commons	0	0	0	0	0	0
Forest Springs Health Campus	0	0	0	0	0	0
Franciscan Health Care Center	0	0	0	0	0	0
Glen Ridge Health Campus	0	0	0	0	0	0
Hallmark House Louisville II	0	0	0	0	0	0
Hazelwood Center	0	0	0	0	0	0
Heartsong Memory Care	0	0	0	0	0	0
Hillcreek Rehabilitation and Care	0	0	0	0	0	0
Home of the Innocents	0	0	0	0	0	0
Jeffersontown Rehabilitation	0	0	0	0	0	0
Kindred Nursing and Rehabilitation- Bashford	0	0	0	0	0	0

*CMHC – Community Mental Health Center

2021 ANNUAL KENTUCKY LONG TERM CARE UTILIZATION AND SERVICE REPORT

Table 7B - ICF/IID Bed, Reasons Individuals Not Transitioned by CMHC Region

CMHC Region / County / Facility	Family / Guardian Objection	Waiver Slots Unavailable	Required Services Unavailable	Willing Provider Unavailable	Other Reason Not Transitioned	Totals
Klondike Center	0	0	0	0	0	0
Landmark of Iroquois Park and Nursing Center	0	0	0	0	0	0
Landmark of Louisville Rehab and Nursing	0	0	0	0	0	0
Landmark of River City Rehabilitation and Nursing	0	0	0	0	0	0
Little Sisters of the Poor	0	0	0	0	0	0
Louisville East Post Acute	0	0	0	0	0	0
Louisville Protestant Altenheim	0	0	0	0	0	0
Lyndon Woods Care and Rehabilitation	0	0	0	0	0	0
Masonic Home of Louisville	0	0	0	0	0	0
Morning Pointe Of Louisville At South Hurstbourne	0	0	0	0	0	0
Nazareth Home	0	0	0	0	0	0
Nazareth Home Clifton	0	0	0	0	0	0
Park Terrace Health Campus	0	0	0	0	0	0
Parrs at Springhurst	0	0	0	0	0	0
Regency Center	0	0	0	0	0	0
Regis Woods	0	0	0	0	0	0
Rivers Edge Nursing and Rehabilitation Center	0	0	0	0	0	0
Rose Anna Hughes Home	0	0	0	0	0	0
Seneca Place	0	0	0	0	0	0

*CMHC – Community Mental Health Center

2021 ANNUAL KENTUCKY LONG TERM CARE UTILIZATION AND SERVICE REPORT

Table 7B - ICF/IID Bed, Reasons Individuals Not Transitioned by CMHC Region

CMHC Region / County / Facility	Family / Guardian Objection	Waiver Slots Unavailable	Required Services Unavailable	Willing Provider Unavailable	Other Reason Not Transitioned	Totals
Signature Healthcare at Glenview	0	0	0	0	0	0
Signature Healthcare At Jefferson Manor Rehab	0	0	0	0	0	0
Signature Healthcare at Jefferson Place Rehab	0	0	0	0	0	0
Signature Healthcare at Meadowview Rehab	0	0	0	0	0	0
Signature Healthcare At Rockford Rehab	0	0	0	0	0	0
Signature Healthcare at St Mary Elizabeth Hosp	0	0	0	0	0	0
Signature Healthcare of East Louisville	0	0	0	0	0	0
Signature Healthcare of South Louisville	0	0	0	0	0	0
Springhurst Health and Rehab	0	0	0	0	0	0
St Matthews Care Center	0	0	0	0	0	0
Storypoint Prospect	0	0	0	0	0	0
Summerfield Rehab and Wellness	0	0	0	0	9	9
Sunrise of Louisville	0	0	0	0	0	0
Sycamore Heights Health and Rehab	0	0	0	0	0	0
The Enclave of East Louisville	0	0	0	0	0	0
The Forum at Brookside	0	0	0	0	1	1
The Grand Senior Living	0	0	0	0	0	0

*CMHC – Community Mental Health Center

2021 ANNUAL KENTUCKY LONG TERM CARE UTILIZATION AND SERVICE REPORT

Table 7B - ICF/IID Bed, Reasons Individuals Not Transitioned by CMHC Region

CMHC Region / County / Facility	Family / Guardian Objection	Waiver Slots Unavailable	Required Services Unavailable	Willing Provider Unavailable	Other Reason Not Transitioned	Totals
The Lantern At Morning Pointe (Louisville)	0	0	0	0	0	0
The Legacy at English Station	0	0	0	0	0	0
The Springs at Stony Brook	0	0	0	0	0	0
Treyton Oaks Towers	0	0	0	0	0	0
Valhalla Post Acute	0	0	0	0	0	0
Westport Place Health Campus	0	0	0	0	0	0
Wickshire Blankenbaker	0	0	0	0	0	0
JEFFERSON County Total:	0	0	0	0	10	10
OLDHAM						
Baptist Health La Grange	0	0	0	0	0	0
Cedar Lake Lodge	0	0	0	0	0	0
Cedar Lake Lodge Sycamore Run I	0	0	0	0	0	0
Cedar Lake Lodge Sycamore Run II	0	0	0	0	0	0
Friendship Health and Rehab	0	0	0	0	0	0
Richwood Nursing and Rehab	0	0	0	0	0	0
Windsong ICF/IID	0	0	0	0	0	0
OLDHAM County Total:	0	0	0	0	0	0
SHELBY						
Colonial Hall Manor	0	0	0	0	0	0
Crestview Center	0	0	0	0	0	0

*CMHC – Community Mental Health Center

2021 ANNUAL KENTUCKY LONG TERM CARE UTILIZATION AND SERVICE REPORT

Table 7B - ICF/IID Bed, Reasons Individuals Not Transitioned by CMHC Region

CMHC Region / County / Facility	Family / Guardian Objection	Waiver Slots Unavailable	Required Services Unavailable	Willing Provider Unavailable	Other Reason Not Transitioned	Totals
Masonic Home of Shelbyville	0	0	0	0	0	0
SHELBY County Total:	0	0	0	0	0	0
SPENCER						
Signature Healthcare of Spencer County	0	0	0	0	0	0
SPENCER County Total:	0	0	0	0	0	0
Seven Counties CMHC Total:	0	0	0	0	10	10
State Total	1	0	0	26	12	39

*CMHC – Community Mental Health Center

KENTUCKY ANNUAL LONG-TERM CARE SERVICES REPORT



KENTUCKY CABINET FOR
HEALTH AND FAMILY SERVICES

SECTION II: PAYOR SOURCE DATA

2021 ANNUAL KENTUCKY LONG TERM CARE UTILIZATION AND SERVICE REPORT

Table 8 - Payor Source- Nursing Facility Beds

Number of Patient Days by Primary Payor Source

ADD / Facility	Medicare	Medicaid	Private	Other	Total
ADD:1					
BALLARD					
Life Care Center of LaCenter	3,072	10,811	3,209	786	17,878
BALLARD County Total:	3,072	10,811	3,209	786	17,878
CALLOWAY					
Spring Creek Health Care	4,025	13,527	5,414	279	23,245
CALLOWAY County Total:	4,025	13,527	5,414	279	23,245
CARLISLE					
Countryside Center	1,505	12,829	971	696	16,001
CARLISLE County Total:	1,505	12,829	971	696	16,001
FULTON					
Fulton Nursing and Rehab	2,468	10,398	611	561	14,038
FULTON County Total:	2,468	10,398	611	561	14,038
GRAVES					
Green Acres Health Care	2,335	12,712	1,020	1,845	17,912
Mayfield Health and Rehabilitation	4,610	15,987	1,483	254	22,334
Mills Nursing and Rehabilitation	5,810	16,178	3,704	5,155	30,847
GRAVES County Total:	12,755	44,877	6,207	7,254	71,093
HICKMAN					
Clinton Hickman County Nursing Facility	1,224	8,191	3,161	692	13,268
Clinton Place	6,405	16,105	1,215	0	23,725
HICKMAN County Total:	7,629	24,296	4,376	692	36,993
MARSHALL					
Calvert City Convalescent Center	2,984	17,803	5,748	1,823	28,358
Lake Way Nursing and Rehabilitation Center	2,553	16,518	1,799	1,220	22,090

2021 ANNUAL KENTUCKY LONG TERM CARE UTILIZATION AND SERVICE REPORT

Table 8 - Payor Source- Nursing Facility Beds

Number of Patient Days by Primary Payor Source

ADD / Facility	Medicare	Medicaid	Private	Other	Total
Oakview Nursing and Rehabilitation Center	3,596	17,455	3,400	401	24,852
MARSHALL County Total:	9,133	51,776	10,947	3,444	75,300
MCCRACKEN					
Baptist Health Paducah	0	0	0	0	0
Parkview Nursing and Rehabilitation Center (Paducah)	8,715	41,602	4,895	3,887	59,099
Providence Pointe Healthcare	7,199	11,790	5,589	6,258	30,836
River Haven Nursing and Rehab	1,736	18,932	278	1,185	22,131
Stonecreek Health and Rehab	3,846	22,810	2,408	0	29,064
MCCRACKEN County Total:	21,496	95,134	13,170	11,330	141,130
ADD: 1 Total	62,083	263,648	44,905	25,042	395,678
ADD:2					
CALDWELL					
Princeton Health and Rehab Center	3,848	21,340	2,965	1,898	30,051
CALDWELL County Total:	3,848	21,340	2,965	1,898	30,051
CHRISTIAN					
Bradford Heights Health and Rehab Center	3,339	21,562	1,106	2,042	28,049
Christian Health Center, Hopkinsville	4,646	19,793	6,875	2,358	33,672
Christian Heights Nursing and Rehabilitation Center	1,683	14,890	387	533	17,493
Covington Convalescent Center	939	13,203	1,349	0	15,491
Western State Nursing Facility	0	20,986	0	6,009	26,995
CHRISTIAN County Total:	10,607	90,434	9,717	10,942	121,700

2021 ANNUAL KENTUCKY LONG TERM CARE UTILIZATION AND SERVICE REPORT

Table 8 - Payor Source- Nursing Facility Beds

Number of Patient Days by Primary Payor Source

ADD / Facility	Medicare	Medicaid	Private	Other	Total
CRITTENDEN					
Crittenden County Health and Rehabilitation Center	4,385	14,898	1,693	0	20,976
CRITTENDEN County Total:	4,385	14,898	1,693	0	20,976
HOPKINS					
Baptist Health Madisonville	0	0	0	0	0
Brighton Cornerstone Health Care	1,488	11,977	208	0	13,673
Dawson Springs Health And Rehab Ctr	1,531	17,340	347	0	19,218
Hillside Center	2,892	15,783	248	0	18,923
Joseph Eddie Ballard Western Kentucky Veterans Ctr	20	649	701	539	1,909
Madisonville Health and Rehabilitation	4,958	19,901	1,851	0	26,710
Ridgewood Terrace Nursing Home	6,498	18,665	2,241	516	27,920
Tradewater Pointe	2,254	10,509	1,072	8	13,843
HOPKINS County Total:	19,641	94,824	6,668	1,063	122,196
LIVINGSTON					
Salem Springlake Health and Rehabilitation Center	3,630	11,567	562	91	15,850
LIVINGSTON County Total:	3,630	11,567	562	91	15,850
LYON					
Landmark of Kuttawa	2,470	14,006	1,411	1,130	19,017
River's Bend Retirement Community	1,942	6,526	2,728	365	11,561
LYON County Total:	4,412	20,532	4,139	1,495	30,578
MUHLENBERG					
Greenville Nursing and Rehabilitation	3,782	12,640	1,829	1,672	19,923
Maple Health and Rehabilitation	3,870	27,684	868	483	32,905

2021 ANNUAL KENTUCKY LONG TERM CARE UTILIZATION AND SERVICE REPORT

Table 8 - Payor Source- Nursing Facility Beds

Number of Patient Days by Primary Payor Source

ADD / Facility	Medicare	Medicaid	Private	Other	Total
Owensboro Health Muhlenberg Community Hospital Long Term Care	1,949	10,854	760	733	14,296
MUHLENBERG County Total:	9,601	51,178	3,457	2,888	67,124
TODD					
Hearthstone Place	15,012	2,154	867	0	18,033
TODD County Total:	15,012	2,154	867	0	18,033
TRIGG					
Shady Lawn Nursing and Rehabilitation Center	975	11,417	1,372	1,938	15,702
TRIGG County Total:	975	11,417	1,372	1,938	15,702
ADD: 2 Total	72,111	318,344	31,440	20,315	442,210
ADD:3					
DAVIESS					
Carmel Home	675	3,101	2,089	6,952	12,817
Hermitage Care and Rehabilitation Center	3,178	13,694	4,607	1,004	22,483
Owensboro Center	1,266	18,170	947	0	20,383
Signature Healthcare at Hillcrest	8,463	29,207	4,477	0	42,147
The Transitional Care Center of Owensboro	5,449	0	0	148	5,597
Twin Rivers Nursing and Rehab Center	2,627	23,312	435	283	26,657
Wellington Parc of Owensboro	517	0	5,037	0	5,554
DAVIESS County Total:	22,175	87,484	17,592	8,387	135,638
HANCOCK					
Heartland Villa Center	1,509	11,061	1,224	644	14,438
HANCOCK County Total:	1,509	11,061	1,224	644	14,438
HENDERSON					
Henderson Nursing and Rehabilitation Center	2,083	19,889	2,813	4,780	29,565

2021 ANNUAL KENTUCKY LONG TERM CARE UTILIZATION AND SERVICE REPORT

Table 8 - Payor Source- Nursing Facility Beds

Number of Patient Days by Primary Payor Source

ADD / Facility	Medicare	Medicaid	Private	Other	Total
Redbanks	5,331	35,781	7,624	1,272	50,008
HENDERSON County Total:	7,414	55,670	10,437	6,052	79,573
MCLEAN					
Riverside Care and Rehab Ctr	3,520	20,325	828	0	24,673
MCLEAN County Total:	3,520	20,325	828	0	24,673
OHIO					
Beaver Dam Nursing and Rehab Center	0	0	0	0	0
Fordsville Nursing and Rehabilitation Center	1,499	19,682	657	40	21,878
Signature Healthcare of Hartford Rehab and Wellnes	5,477	23,034	2,654	366	31,531
OHIO County Total:	6,976	42,716	3,311	406	53,409
UNION					
Breckinridge Place	262	4,374	957	0	5,593
Morganfield Nursing and Rehabilitation Center	1,885	15,653	2,270	109	19,917
UNION County Total:	2,147	20,027	3,227	109	25,510
WEBSTER					
Redbanks Colonial Terrace	1,176	11,142	2,695	1,410	16,423
WEBSTER County Total:	1,176	11,142	2,695	1,410	16,423
ADD: 3 Total	44,917	248,425	39,314	17,008	349,664
ADD:4					
ALLEN					
Cal Turner Rehab and Specialty Care	2,806	26,782	4,546	32	34,166
ALLEN County Total:	2,806	26,782	4,546	32	34,166
BARREN					
Barren County Nursing and Rehab	4,595	21,643	3,127	441	29,806

2021 ANNUAL KENTUCKY LONG TERM CARE UTILIZATION AND SERVICE REPORT

Table 8 - Payor Source- Nursing Facility Beds

Number of Patient Days by Primary Payor Source

ADD / Facility	Medicare	Medicaid	Private	Other	Total
Glasgow State Nursing Facility	0	12,883	1,882	3,458	18,223
Glenview Health Care Facility	2,326	13,293	1,739	0	17,358
NHC HealthCare, Glasgow	6,666	42,062	6,365	825	55,918
Signature Healthcare of Glasgow	2,633	16,521	816	1,514	21,484
T J Samson Community Hospital Skilled Nursing Unit	1,987	0	0	144	2,131
BARREN County Total:	18,207	106,402	13,929	6,382	144,920
BUTLER					
Morgantown Care and Rehabilitation Center	3,911	31,343	2,508	0	37,762
BUTLER County Total:	3,911	31,343	2,508	0	37,762
EDMONSON					
Edmonson Center	2,041	19,483	930	693	23,147
EDMONSON County Total:	2,041	19,483	930	693	23,147
HART					
Signature Healthcare of Hart County	5,051	24,166	2,284	0	31,501
HART County Total:	5,051	24,166	2,284	0	31,501
LOGAN					
Auburn Health Care	1,299	12,005	1,161	0	14,465
Creekwood Place Nursing and Rehab Center	4,623	22,811	2,316	2,062	31,812
LOGAN County Total:	5,922	34,816	3,477	2,062	46,277
METCALFE					
Metcalfe Health Care Center	2,874	17,160	1,496	1,298	22,828
METCALFE County Total:	2,874	17,160	1,496	1,298	22,828
MONROE					
Signature HealthCare of Monroe County Rehab	4,350	23,488	2,055	762	30,655
MONROE County Total:	4,350	23,488	2,055	762	30,655

2021 ANNUAL KENTUCKY LONG TERM CARE UTILIZATION AND SERVICE REPORT

Table 8 - Payor Source- Nursing Facility Beds

Number of Patient Days by Primary Payor Source

ADD / Facility	Medicare	Medicaid	Private	Other	Total
SIMPSON					
Franklin-Simpson Nursing and Rehabilitation	3,170	23,340	1,247	0	27,757
SIMPSON County Total:	3,170	23,340	1,247	0	27,757
WARREN					
Bowling Green Nursing and Rehabilitation	2,115	15,336	1,272	1,223	19,946
Christian Health Center, Bowling Green	3,101	1,663	1,548	988	7,300
Colonial Center	2,316	10,384	1,161	590	14,451
Greenwood Nursing and Rehabilitation	10,336	26,150	2,554	3,121	42,161
Hopkins Center	2,078	13,524	432	0	16,034
Signature Healthcare Bowling Green	4,936	35,680	3,057	3,885	47,558
WARREN County Total:	24,882	102,737	10,024	9,807	147,450
ADD: 4 Total	73,214	409,717	42,496	21,036	546,463
ADD:5					
BRECKINRIDGE					
Breckinridge Memorial Nursing Facility	731	4,185	1,293	0	6,209
Hardinsburg Nursing and Rehabilitation	3,528	14,911	2,221	182	20,842
BRECKINRIDGE County Total:	4,259	19,096	3,514	182	27,051
GRAYSON					
Grayson Nursing and Rehabilitation	3,442	18,378	2,842	161	24,823
Spring View Health and Rehab Center	2,189	15,576	2,744	3,916	24,425
GRAYSON County Total:	5,631	33,954	5,586	4,077	49,248
HARDIN					
Elizabethtown Nursing and Rehab	2,253	15,903	1,643	332	20,131
Helmwood Healthcare Center	1,825	10,220	4,745	1,460	18,250
Kensington Center	3,469	20,222	618	2,414	26,723

2021 ANNUAL KENTUCKY LONG TERM CARE UTILIZATION AND SERVICE REPORT

Table 8 - Payor Source- Nursing Facility Beds

Number of Patient Days by Primary Payor Source

ADD / Facility	Medicare	Medicaid	Private	Other	Total
Nursing Facility of Hardin Memorial Hospital	1,999	0	26	0	2,025
Radcliff Veterans Center	301	3,807	2,007	9,107	15,222
Signature Healthcare at North Hardin Rehab	6,926	30,496	2,722	0	40,144
Signature Healthcare of Elizabethtown	3,046	19,125	2,414	4,606	29,191
HARDIN County Total:	19,819	99,773	14,175	17,919	151,686
LARUE					
Sunrise Manor Nursing Home	5,866	28,071	2,486	0	36,423
LARUE County Total:	5,866	28,071	2,486	0	36,423
MARION					
Cedars Of Lebanon Nursing Center	887	10,646	1,510	0	13,043
Loretto Motherhouse Infirmary	493	11,613	3,817	214	16,137
The Village of Lebanon II	0	0	0	0	0
Village of Lebanon II (NF)	284	3,355	518	0	4,157
MARION County Total:	1,664	25,614	5,845	214	33,337
MEADE					
Brandenburg Nursing and Rehabilitation	2,808	11,844	761	443	15,856
MEADE County Total:	2,808	11,844	761	443	15,856
NELSON					
Flaget Memorial Hospital NF	0	0	0	0	0
Landmark of Bardstown Rehab and Nursing	1,217	1,356	174	151	2,898
Signature Healthcare At Colonial Rehab	1,250	14,888	1,117	983	18,238
NELSON County Total:	2,467	16,244	1,291	1,134	21,136
WASHINGTON					
Sansbury Care Center	605	11,983	2,121	0	14,709
Springfield Nursing and Rehabilitation Center	2,266	15,009	1,083	1,733	20,091
WASHINGTON County Total:	2,871	26,992	3,204	1,733	34,800

2021 ANNUAL KENTUCKY LONG TERM CARE UTILIZATION AND SERVICE REPORT

Table 8 - Payor Source- Nursing Facility Beds

Number of Patient Days by Primary Payor Source

ADD / Facility	Medicare	Medicaid	Private	Other	Total
ADD: 5 Total	45,385	261,588	36,862	25,702	369,537
ADD:6					
BULLITT					
Bedrock HC at Green Meadows	4,971	21,435	2,286	460	29,152
Sanders Ridge Health Campus	3,983	7,538	4,182	35	15,738
BULLITT County Total:	8,954	28,973	6,468	495	44,890
HENRY					
New Castle Nursing and Rehab	2,395	16,158	1,380	0	19,933
HENRY County Total:	2,395	16,158	1,380	0	19,933
JEFFERSON					
Cherokee Park Rehabilitation	2,614	19,794	1,881	2,924	27,213
Christian Health Center of Louisville	2,088	26,204	1,404	3,849	33,545
Clifton Oaks Care Center	6,201	24,200	1,021	2,158	33,580
Episcopal Church Home	0	0	0	0	9,651
Essex Nursing and Rehabilitation Center	4,997	28,873	3,075	163	37,108
Forest Springs Health Campus	6,953	3,110	5,776	2,466	18,305
Franciscan Health Care Center	6,114	8,617	4,803	3,794	23,328
Glen Ridge Health Campus	6,863	2,167	3,684	3,418	16,132
Highlands Nursing and Rehabilitation Center	2,015	40,861	1,568	2,292	46,736
Hillcreek Rehabilitation and Care	12,650	38,928	252	0	51,830
Home of the Innocents	0	26,767	0	0	26,767
Jeffersontown Rehabilitation	3,392	23,343	2,415	1,820	30,970
Kindred Hospital - Louisville	957	11,743	181	1,354	14,235
Kindred Nursing and Rehabilitation-Bashford	0	0	0	0	0
Klondike Center	1,093	17,449	428	855	19,825
Landmark of Iroquois Park and Nursing Center	5,405	21,008	3,152	0	29,565
Landmark of Louisville Rehab and Nursing	9,423	54,281	2,444	782	66,930

2021 ANNUAL KENTUCKY LONG TERM CARE UTILIZATION AND SERVICE REPORT

Table 8 - Payor Source- Nursing Facility Beds

Number of Patient Days by Primary Payor Source

ADD / Facility	Medicare	Medicaid	Private	Other	Total
Landmark of River City Rehabilitation and Nursing	2,190	19,194	0	905	22,289
Little Sisters of the Poor	660	10,464	200	303	11,627
Louisville East Post Acute	7,300	47,940	2,071	4,643	61,954
Lyndon Woods Care and Rehabilitation	17,716	25,074	280	0	43,070
Masonic Home of Louisville	13,422	11,973	17,397	9,272	52,064
Nazareth Home	6,156	11,096	19,248	0	36,500
Nazareth Home Clifton	4,380	13,870	9,490	0	27,740
Park Terrace Health Campus	6,681	11,457	5,270	0	23,408
Regency Center	2,785	25,588	662	498	29,533
Regis Woods	1,771	29,585	1,834	738	33,928
Rivers Edge Nursing and Rehabilitation Center	2,174	26,725	1,221	120	30,240
Seneca Place	3,958	25,192	1,761	1,371	32,282
Signature Healthcare at Glenview	0	0	0	0	0
Signature Healthcare At Jefferson Manor Rehab	6,979	14,837	2,584	0	24,400
Signature Healthcare at Jefferson Place Rehab	9,563	7,414	5,530	0	22,507
Signature Healthcare at Meadowview Rehab	0	0	0	0	0
Signature Healthcare At Rockford Rehab	1,357	27,903	1,034	3,651	33,945
Signature Healthcare at St Mary Elizabeth Hosp	7,075	0	32	235	7,342
Signature Healthcare of East Louisville	4,299	27,023	2,258	0	33,580
Signature Healthcare of South Louisville	3,025	19,265	6,706	652	29,648
Springhurst Health and Rehab	4,068	8,955	3,481	0	16,504
St Matthews Care Center	4,963	25,666	2,412	4,208	37,249
Summerfield Rehab and Wellness	2,812	26,516	1,222	2,225	32,775
Sycamore Heights Health and Rehab	1,994	21,851	1,055	2,083	26,989
The Forum at Brookside	1,012	851	360	261	2,484
The Springs at Stony Brook	2,458	5,554	6,096	2,202	16,310

2021 ANNUAL KENTUCKY LONG TERM CARE UTILIZATION AND SERVICE REPORT

Table 8 - Payor Source- Nursing Facility Beds

Number of Patient Days by Primary Payor Source

ADD / Facility	Medicare	Medicaid	Private	Other	Total
Treyton Oaks Towers	3,572	5,784	6,146	0	15,502
Valhalla Post Acute	8,283	29,015	4,579	3,318	45,195
Wesley Manor	0	0	0	0	20,535
Westport Place Health Campus	6,876	1,582	6,573	0	15,031
JEFFERSON County Total:	208,294	827,719	141,586	62,560	1,270,351
OLDHAM					
Baptist Health La Grange	1,889	0	16	0	1,905
Friendship Health and Rehab	0	0	0	0	0
Richwood Nursing and Rehab	3,991	28,897	4,831	3,178	40,897
OLDHAM County Total:	5,880	28,897	4,847	3,178	42,802
SHELBY					
Crestview Center	1,269	6,378	1,803	742	10,192
Masonic Home of Shelbyville	6,586	14,277	6,204	634	27,701
SHELBY County Total:	7,855	20,655	8,007	1,376	37,893
SPENCER					
Signature Healthcare of Spencer County	1,738	21,426	2,772	1,370	27,306
SPENCER County Total:	1,738	21,426	2,772	1,370	27,306
TRIMBLE					
Bedford Springs Health and Rehabilitation	2,224	10,938	845	281	14,288
TRIMBLE County Total:	2,224	10,938	845	281	14,288
ADD: 6 Total	237,340	954,766	165,905	69,260	1,457,463
ADD:7					
BOONE					
Boonespring Transitional Care Center	6,306	28,111	4,981	4,125	43,523
Bridgepoint Care and Rehabilitation Center	3,359	43,507	723	0	47,589

2021 ANNUAL KENTUCKY LONG TERM CARE UTILIZATION AND SERVICE REPORT

Table 8 - Payor Source- Nursing Facility Beds

Number of Patient Days by Primary Payor Source

ADD / Facility	Medicare	Medicaid	Private	Other	Total
Florence Park Care Center	4,129	27,867	2,366	2,004	36,366
BOONE County Total:	13,794	99,485	8,070	6,129	127,478
CAMPBELL					
Carmel Manor	1,566	8,320	8,950	541	19,377
Coldspring Transitional Care Center	4,865	31,808	4,388	3,809	44,870
Highlandspring of Ft Thomas	5,267	25,274	7,860	5,133	43,534
St Elizabeth Florence SNF	2,147	0	3,220	0	5,367
St Elizabeth FT Thomas SNF	2,236	0	3,353	0	5,589
The Seasons at Alexandria	4,108	21,111	10,921	3,933	40,073
CAMPBELL County Total:	20,189	86,513	38,692	13,416	158,810
CARROLL					
Signature Healthcare of Carrollton Rehab	2,506	18,058	2,849	1,074	24,487
CARROLL County Total:	2,506	18,058	2,849	1,074	24,487
GALLATIN					
Gallatin Nursing and Rehab	3,654	29,599	4,106	0	37,359
GALLATIN County Total:	3,654	29,599	4,106	0	37,359
GRANT					
Grant Center	747	27,747	387	2,518	31,399
GRANT County Total:	747	27,747	387	2,518	31,399
KENTON					
Emerald Trace	9,848	0	7,148	0	16,996
Madonna Manor	4,999	6,030	6,191	648	17,868
Rosedale Green	4,039	32,282	12,377	1,266	49,964
The Pavilion at Kenton	3,614	21,238	881	567	26,300
Village Care Center	3,925	20,270	7,535	0	31,730

2021 ANNUAL KENTUCKY LONG TERM CARE UTILIZATION AND SERVICE REPORT

Table 8 - Payor Source- Nursing Facility Beds

Number of Patient Days by Primary Payor Source

ADD / Facility	Medicare	Medicaid	Private	Other	Total
Villaspring of Erlanger	9,541	28,498	3,742	927	42,708
Woodcrest Nursing and Rehabilitation Center	2,553	22,713	1,774	491	27,531
KENTON County Total:	38,519	131,031	39,648	3,899	213,097
OWEN					
Owenton Center	0	0	0	0	36,500
OWEN County Total:	0	0	0	0	36,500
PENDLETON					
River Valley Nursing Home	1,037	12,215	3,925	1,650	18,827
PENDLETON County Total:	1,037	12,215	3,925	1,650	18,827
ADD: 7 Total	80,446	404,648	97,677	28,686	647,957
ADD:8					
BRACKEN					
Bracken County Post-Acute and Rehabilitation Center	539	2,923	439	150	4,051
BRACKEN County Total:	539	2,923	439	150	4,051
FLEMING					
Pioneer Trace Nursing Home	2,440	20,094	2,325	343	25,202
FLEMING County Total:	2,440	20,094	2,325	343	25,202
LEWIS					
Vanceburg Rehabilitation and Care	12,554	18,751	450	0	31,755
LEWIS County Total:	12,554	18,751	450	0	31,755
MASON					
Maysville Nursing and Rehabilitation Facility	5,941	32,457	657	0	39,055
MASON County Total:	5,941	32,457	657	0	39,055

2021 ANNUAL KENTUCKY LONG TERM CARE UTILIZATION AND SERVICE REPORT

Table 8 - Payor Source- Nursing Facility Beds

Number of Patient Days by Primary Payor Source

ADD / Facility	Medicare	Medicaid	Private	Other	Total
ROBERTSON					
Robertson County Health Care Facility	2,064	15,482	2,089	0	19,635
ROBERTSON County Total:	2,064	15,482	2,089	0	19,635
ADD: 8 Total	23,538	89,707	5,960	493	119,698
ADD:9					
BATH					
Ridgeway Nursing and Rehabilitation	2,790	23,264	3,717	1,228	30,999
BATH County Total:	2,790	23,264	3,717	1,228	30,999
MENIFEE					
Edgewood Estates	706	11,396	924	0	13,026
MENIFEE County Total:	706	11,396	924	0	13,026
MONTGOMERY					
Windsor Care Center	4,109	26,469	7,139	3,311	41,028
MONTGOMERY County Total:	4,109	26,469	7,139	3,311	41,028
MORGAN					
West Liberty Nursing and Rehabilitation Center	1,930	13,834	296	0	16,060
MORGAN County Total:	1,930	13,834	296	0	16,060
ROWAN					
Life Care Center of Morehead	3,947	25,106	2,134	216	31,403
St Claire Medical Center TCU	0	0	0	0	0
ROWAN County Total:	3,947	25,106	2,134	216	31,403
ADD: 9 Total	13,482	100,069	14,210	4,755	132,516

2021 ANNUAL KENTUCKY LONG TERM CARE UTILIZATION AND SERVICE REPORT

Table 8 - Payor Source- Nursing Facility Beds

Number of Patient Days by Primary Payor Source

ADD / Facility	Medicare	Medicaid	Private	Other	Total
ADD:10					
BOYD					
Boyd Nursing and Rehabilitation Center	1,904	13,910	1,345	2,570	19,729
Kings Daughters Medical Center (NF)	0	0	0	0	0
Kingsbrook Lifecare Center	10,252	27,224	6,044	0	43,520
Woodland Oaks	4,666	21,550	11,535	167	37,918
BOYD County Total:	16,822	62,684	18,924	2,737	101,167
CARTER					
Carter Nursing and Rehabilitation Center	6,810	29,724	2,240	2,366	41,140
CARTER County Total:	6,810	29,724	2,240	2,366	41,140
ELLIOTT					
Elliott Nursing and Rehabilitation Center	5,422	19,325	587	0	25,334
ELLIOTT County Total:	5,422	19,325	587	0	25,334
GREENUP					
Oakmont Manor	7,003	19,027	2,479	88	28,597
South Shore Nursing and Rehabilitation Center	2,395	13,432	1,037	1,187	18,051
Wurtland Nursing and Rehabilitation Center	4,910	28,813	1,564	0	35,287
GREENUP County Total:	14,308	61,272	5,080	1,275	81,935
LAWRENCE					
The Jordan Center	1,757	18,913	1,289	55	22,014
LAWRENCE County Total:	1,757	18,913	1,289	55	22,014
ADD: 10 Total	45,119	191,918	28,120	6,433	271,590
ADD:11					
FLOYD					
Highlands ARH Regional Medical Center (NF)	0	0	0	0	0
Prestonsburg Health Care Center	3,362	7,381	753	4,825	16,321

2021 ANNUAL KENTUCKY LONG TERM CARE UTILIZATION AND SERVICE REPORT

Table 8 - Payor Source- Nursing Facility Beds

Number of Patient Days by Primary Payor Source

ADD / Facility	Medicare	Medicaid	Private	Other	Total
Riverview Health Care Center	4,985	24,850	2,635	1,321	33,791
FLOYD County Total:	8,347	32,231	3,388	6,146	50,112
JOHNSON					
Mountain Manor of Paintsville	4,094	25,471	2,705	898	33,168
JOHNSON County Total:	4,094	25,471	2,705	898	33,168
MAGOFFIN					
Salyersville Nursing and Rehabilitation Center	5,122	30,969	235	0	36,326
MAGOFFIN County Total:	5,122	30,969	235	0	36,326
MARTIN					
Martin County Health Care Facility	4,125	14,761	2,471	270	21,627
MARTIN County Total:	4,125	14,761	2,471	270	21,627
PIKE					
Good Shepherd Community Nursing Center	5,649	29,155	1,954	3,616	40,374
Landmark of Elkhorn City Rehabilitation	8,198	22,547	1,564	0	32,309
Parkview Nursing and Rehabilitation Center (Pikeville)	3,526	29,578	1,714	851	35,669
Pikeville Nursing and Rehab Center	4,781	21,410	1,766	2,201	30,158
Tug Valley ARH Skilled Nursing Facility	2,070	3,673	0	0	5,743
PIKE County Total:	24,224	106,363	6,998	6,668	144,253
ADD: 11 Total	45,912	209,795	15,797	13,982	285,486
ADD:12					
BREATHITT					
Nim Henson Geriatric Center	414	4,287	96	88	4,885
BREATHITT County Total:	414	4,287	96	88	4,885

2021 ANNUAL KENTUCKY LONG TERM CARE UTILIZATION AND SERVICE REPORT

Table 8 - Payor Source- Nursing Facility Beds

Number of Patient Days by Primary Payor Source

ADD / Facility	Medicare	Medicaid	Private	Other	Total
KNOTT					
Knott County Health and Rehabilitation Center	2,079	25,987	1,060	0	29,126
KNOTT County Total:	2,079	25,987	1,060	0	29,126
LEE					
Lee County Care and Rehabilitation Center	5,406	27,058	2,014	0	34,478
LEE County Total:	5,406	27,058	2,014	0	34,478
LESLIE					
Hyden Health and Rehabilitation Center	913	30,922	149	1	31,985
LESLIE County Total:	913	30,922	149	1	31,985
LETCHER					
Letcher Manor	5,796	29,026	1,369	100	36,291
LETCHER County Total:	5,796	29,026	1,369	100	36,291
OWSLEY					
Owsley County Health Care Center	2,527	22,232	133	0	24,892
OWSLEY County Total:	2,527	22,232	133	0	24,892
PERRY					
Hazard Health and Rehabilitation Center	3,778	56,252	2,421	207	62,658
Paul E Patton Eastern Ky Veterans Center	132	17,576	5,393	6,595	29,696
PERRY County Total:	3,910	73,828	7,814	6,802	92,354
WOLFE					
Wolfe County Health and Rehabilitation Center	1,123	28,904	2,906	714	33,647
WOLFE County Total:	1,123	28,904	2,906	714	33,647
ADD: 12 Total	22,168	242,244	15,541	7,705	287,658

2021 ANNUAL KENTUCKY LONG TERM CARE UTILIZATION AND SERVICE REPORT

Table 8 - Payor Source- Nursing Facility Beds

Number of Patient Days by Primary Payor Source

ADD / Facility	Medicare	Medicaid	Private	Other	Total
ADD:13					
BELL					
Middlesboro Nursing and Rehab	5,517	23,030	4,529	0	33,076
Mountain View Nursing and Rehab Ctr	2,157	18,710	146	94	21,107
Pineville Community Hospital	0	0	0	0	0
BELL County Total:	7,674	41,740	4,675	94	54,183
CLAY					
Landmark of Laurel Creek Rehab and Nursing	5,967	25,318	554	966	32,805
CLAY County Total:	5,967	25,318	554	966	32,805
HARLAN					
Harlan Health and Rehabilitation Center	3,396	37,458	2,431	0	43,285
Tri-Cities Nursing and Rehabilitation Center	4,990	16,384	961	8	22,343
HARLAN County Total:	8,386	53,842	3,392	8	65,628
JACKSON					
Signature HealthCare at Jackson Manor	1,594	12,526	762	990	15,872
JACKSON County Total:	1,594	12,526	762	990	15,872
KNOX					
Barbourville Health and Rehabilitation Center	2,679	39,429	1,620	112	43,840
Christian Health Center - Corbin	3,284	22,414	3,139	1,716	30,553
KNOX County Total:	5,963	61,843	4,759	1,828	74,393
LAUREL					
Hillcrest Health and Rehabilitation Center	2,193	25,950	1,472	563	30,178
Laurel Heights Home for the Elderly	2,401	34,214	6,147	1,424	44,186
LAUREL County Total:	4,594	60,164	7,619	1,987	74,364
ROCKCASTLE					
Rockcastle Health and Rehabilitation Center	3,483	20,840	1,028	1,868	27,219

2021 ANNUAL KENTUCKY LONG TERM CARE UTILIZATION AND SERVICE REPORT

Table 8 - Payor Source- Nursing Facility Beds

Number of Patient Days by Primary Payor Source

ADD / Facility	Medicare	Medicaid	Private	Other	Total
Rockcastle Regional Hospital and Respiratory Care	2,734	37,986	2,298	805	43,823
ROCKCASTLE County Total:	6,217	58,826	3,326	2,673	71,042
WHITLEY					
Corbin Health and Rehabilitation Center	3,067	23,645	1,575	0	28,287
The Heritage	3,913	16,543	5,164	1,508	27,128
Williamsburg Health and Rehabilitation Center	2,574	28,392	3,958	664	35,588
WHITLEY County Total:	9,554	68,580	10,697	2,172	91,003
ADD: 13 Total	49,949	382,839	35,784	10,718	479,290
ADD:14					
ADAIR					
Signature Healthcare At Summit Manor Rehab	3,008	21,249	1,112	10	25,379
ADAIR County Total:	3,008	21,249	1,112	10	25,379
CASEY					
Liberty Care and Rehabilitation Center	725	20,014	2,208	0	22,947
CASEY County Total:	725	20,014	2,208	0	22,947
CLINTON					
Clinton County Care and Rehabilitation Center	2,773	12,313	832	503	16,421
CLINTON County Total:	2,773	12,313	832	503	16,421
CUMBERLAND					
Cumberland Valley Manor	1,935	18,499	2,728	229	23,391
CUMBERLAND County Total:	1,935	18,499	2,728	229	23,391
GREEN					
Green Hill Rehabilitation and Care	7,114	23,619	1,297	0	32,030

2021 ANNUAL KENTUCKY LONG TERM CARE UTILIZATION AND SERVICE REPORT

Table 8 - Payor Source- Nursing Facility Beds

Number of Patient Days by Primary Payor Source

ADD / Facility	Medicare	Medicaid	Private	Other	Total
McDowell Skilled Nursing Facility	0	0	0	0	0
GREEN County Total:	7,114	23,619	1,297	0	32,030
MCCREARY					
Signature Healthcare of McCreary County Rehab	2,197	13,961	484	1,325	17,967
MCCREARY County Total:	2,197	13,961	484	1,325	17,967
PULASKI					
Cumberland Nursing and Rehabilitation Center	2,931	22,446	1,561	1,158	28,096
Lake Cumberland Regional Hospital SCU	1,814	0	1,443	0	3,257
Somerset Nursing and Rehabilitation Facility	6,041	25,813	5,121	0	36,975
Somerwoods Nursing and Rehabilitation	3,023	29,900	309	3,610	36,842
PULASKI County Total:	13,809	78,159	8,434	4,768	105,170
RUSSELL					
Fair Oaks Health Systems	3,181	22,826	4,162	0	30,169
RUSSELL County Total:	3,181	22,826	4,162	0	30,169
TAYLOR					
Campbellsville Nursing and Rehabilitation	3,288	13,462	1,071	1,192	19,013
The Grandview Nursing and Rehabilitation Facility	3,260	15,054	5,310	2,591	26,215
TAYLOR County Total:	6,548	28,516	6,381	3,783	45,228
WAYNE					
Hicks Golden Years Nursing Home	399	14,994	1,861	25	17,279
WAYNE County Total:	399	14,994	1,861	25	17,279
ADD: 14 Total	41,689	254,150	29,499	10,643	335,981

2021 ANNUAL KENTUCKY LONG TERM CARE UTILIZATION AND SERVICE REPORT

Table 8 - Payor Source- Nursing Facility Beds

Number of Patient Days by Primary Payor Source

ADD / Facility	Medicare	Medicaid	Private	Other	Total
ADD:15					
ANDERSON					
Signature Healthcare at Heritage Hall Rehab	3,398	18,983	5,902	1,566	29,849
ANDERSON County Total:	3,398	18,983	5,902	1,566	29,849
BOURBON					
Bourbon Heights	2,691	17,297	574	608	21,170
BOURBON County Total:	2,691	17,297	574	608	21,170
BOYLE					
Danville Center For Health	2,600	20,545	2,203	1,863	27,211
Landmark of Danville Rehabilitation and Nursing Center, LLC	4,487	14,720	2,411	2,561	24,179
BOYLE County Total:	7,087	35,265	4,614	4,424	51,390
CLARK					
Clark Regional Medical Center Transitional Care Unit	4,216	717	40	421	5,394
Fountain Circle Care and Rehab Ctr	5,515	33,752	2,110	4,381	45,758
CLARK County Total:	9,731	34,469	2,150	4,802	51,152
ESTILL					
Irvine Nursing and Rehabilitation	3,961	20,199	2,150	0	26,310
ESTILL County Total:	3,961	20,199	2,150	0	26,310
FAYETTE					
Bluegrass Care and Rehabilitation Center	2,290	28,480	531	3,221	34,522
Cambridge Place	1,777	26,645	719	1,964	31,105
Cardinal Hill Rehab Unit	10,085	0	294	77	10,456
Homestead Post Acute	12,153	26,911	3,567	1,648	44,279
Lexington Country Place	3,572	5,213	13,062	936	22,783
Lexington Premier Nursing and Rehab, LLC	2,658	18,837	5,099	1,994	28,588

2021 ANNUAL KENTUCKY LONG TERM CARE UTILIZATION AND SERVICE REPORT

Table 8 - Payor Source- Nursing Facility Beds

Number of Patient Days by Primary Payor Source

ADD / Facility	Medicare	Medicaid	Private	Other	Total
Mayfair Manor	3,595	19,484	3,452	3,578	30,109
Northpoint Lexington Healthcare Center	4,673	26,634	5,174	2,720	39,201
Pine Meadows Post Acute	6,171	31,087	1,787	1,198	40,243
Sayre Christian Village Nursing Home	3,101	31,235	7,304	2,191	43,831
Signature Healthcare At Tanbark Rehab	9,044	0	478	0	9,522
The Willows at Fritz Farm	5,488	3,479	8,717	0	17,684
The Willows at Hamburg	2,149	5,847	10,221	0	18,217
Willows at Citation	5,825	4,537	5,362	292	16,016
FAYETTE County Total:	72,581	228,389	65,767	19,819	386,556
FRANKLIN					
Bradford Square Center	3,301	25,228	739	750	30,018
Frankfort Rehab and Care	14,500	5,652	265	5,133	25,550
FRANKLIN County Total:	17,801	30,880	1,004	5,883	55,568
GARRARD					
Landmark of Lancaster Rehabilitation and Nursing	5,102	1,869	3,353	20,931	31,255
GARRARD County Total:	5,102	1,869	3,353	20,931	31,255
HARRISON					
Cedar Ridge Health Campus	3,572	7,194	4,794	26	15,586
Edgemont Healthcare	785	19,303	331	0	20,419
Grand Haven Nursing Home	1,066	13,506	3,198	0	17,770
HARRISON County Total:	5,423	40,003	8,323	26	53,775
JESSAMINE					
Nicholasville Nursing and Rehabilitation	2,739	16,264	1,335	2,448	22,786
Thomson Hood Veterans Center	1,189	13,836	13,740	8,104	36,869
JESSAMINE County Total:	3,928	30,100	15,075	10,552	59,655

2021 ANNUAL KENTUCKY LONG TERM CARE UTILIZATION AND SERVICE REPORT

Table 8 - Payor Source- Nursing Facility Beds

Number of Patient Days by Primary Payor Source

ADD / Facility	Medicare	Medicaid	Private	Other	Total
LINCOLN					
Stanford Care and Rehab	6,073	27,778	2,361	3,439	39,651
LINCOLN County Total:	6,073	27,778	2,361	3,439	39,651
MADISON					
Berea Health and Rehabilitation	4,496	16,025	2,384	363	23,268
Kenwood Health and Rehabilitation Center	5,253	17,013	2,064	0	24,330
Madison Health and Rehabilitation Center	2,737	20,727	849	1,626	25,939
Telford Terrace	480	0	6,190	0	6,670
The Terrace Nursing and Rehabilitation	3,744	21,947	5,924	971	32,586
MADISON County Total:	16,710	75,712	17,411	2,960	112,793
MERCER					
Harrodsburg Health and Rehab Ctr	2,860	22,660	3,135	0	28,655
The Willows at Harrodsburg	2,689	4,581	3,686	3,545	14,501
MERCER County Total:	5,549	27,241	6,821	3,545	43,156
NICHOLAS					
Johnson Mathers Nursing Home	4,190	24,770	3,194	309	32,463
NICHOLAS County Total:	4,190	24,770	3,194	309	32,463
POWELL					
Stanton Nursing and Rehabilitation Center	1,666	20,195	1,071	374	23,306
POWELL County Total:	1,666	20,195	1,071	374	23,306
SCOTT					
Harborview Dover	2,901	18,335	4,366	2,214	27,816
Signature Healthcare of Georgetown	4,615	14,960	1,615	215	21,405
SCOTT County Total:	7,516	33,295	5,981	2,429	49,221

2021 ANNUAL KENTUCKY LONG TERM CARE UTILIZATION AND SERVICE REPORT

Table 8 - Payor Source- Nursing Facility Beds

Number of Patient Days by Primary Payor Source

ADD / Facility	Medicare	Medicaid	Private	Other	Total
WOODFORD					
The Homeplace At Midway	627	4,084	2,898	339	7,948
WOODFORD County Total:	627	4,084	2,898	339	7,948
ADD: 15 Total	174,034	670,529	148,649	82,006	1,075,218
Statewide Total	1,031,387	5,002,387	752,159	343,784	7,196,409

2021 ANNUAL KENTUCKY LONG TERM CARE UTILIZATION AND SERVICE REPORT

Table 9 - Payor Source- Personal Care Beds

Number of Patient Days by Primary Payor Source

ADD / Facility	Private	Other	Total
ADD:1			
CALLOWAY			
Fern Terrace of Murray	0	0	0
Gardens At Hickory Woods	3,560	0	3,560
CALLOWAY County Total:	3,560	0	3,560
CARLISLE			
Countryside Center	305	2,077	2,382
CARLISLE County Total:	305	2,077	2,382
GRAVES			
Fern Terrace of Mayfield	0	0	44,016
GRAVES County Total:	0	0	44,016
HICKMAN			
Clinton Hickman County Nursing Facility	1,178	816	1,994
Clinton Place	0	2,555	2,555
HICKMAN County Total:	1,178	3,371	4,549
MCCRACKEN			
Gaither Suites at West Park	9,638	0	9,638
MCCRACKEN County Total:	9,638	0	9,638
ADD: 1 Total	14,681	5,448	64,145
ADD:2			
CALDWELL			
Highland Homes, Inc.	0	28,835	28,835
CALDWELL County Total:	0	28,835	28,835
CHRISTIAN			
Christian County Manor	0	15,330	15,330
Christian Health Center, Hopkinsville	640	0	640

2021 ANNUAL KENTUCKY LONG TERM CARE UTILIZATION AND SERVICE REPORT

Table 9 - Payor Source- Personal Care Beds

Number of Patient Days by Primary Payor Source

ADD / Facility	Private	Other	Total
Pennyrile Home	23,812	0	23,812
CHRISTIAN County Total:	24,452	15,330	39,782
CRITTENDEN			
Crittenden County Health and Rehabilitation Center	0	0	0
CRITTENDEN County Total:	0	0	0
HOPKINS			
The Homestead	1,166	18,211	19,377
HOPKINS County Total:	1,166	18,211	19,377
MUHLENBERG			
Greenville Nursing and Rehabilitation	84	2,521	2,605
Sparks Nursing Center	5,850	19,244	25,094
MUHLENBERG County Total:	5,934	21,765	27,699
TRIGG			
Better Senior Living	0	18,443	18,443
TRIGG County Total:	0	18,443	18,443
ADD: 2 Total	31,552	102,584	134,136
ADD:3			
DAVIESS			
Carmel Home	25,346	1,332	26,678
Cedarhurst of Owensboro	270	0	270
Davco Rest Home	2,230	26,456	28,686
Fern Terrace of Owensboro	4,338	14,902	19,240
Owensboro Center	549	1,107	1,656
DAVIESS County Total:	32,733	43,797	76,530

2021 ANNUAL KENTUCKY LONG TERM CARE UTILIZATION AND SERVICE REPORT

Table 9 - Payor Source- Personal Care Beds

Number of Patient Days by Primary Payor Source

ADD / Facility	Private	Other	Total
HANCOCK			
The Oaks PCH/Lewisport	365	18,303	18,668
HANCOCK County Total:	365	18,303	18,668
HENDERSON			
Henderson Manor	1,879	7,665	9,544
HENDERSON County Total:	1,879	7,665	9,544
MCLEAN			
Sunny Acres	730	6,988	7,718
MCLEAN County Total:	730	6,988	7,718
OHIO			
Beaver Dam Nursing and Rehab Center	0	0	0
OHIO County Total:	0	0	0
ADD: 3 Total	35,707	76,753	112,460
ADD:4			
ALLEN			
Cornerstone Manor	396	11,274	11,670
Scottsville Manor	3,759	6,569	10,328
ALLEN County Total:	4,155	17,843	21,998
BARREN			
NHC HealthCare, Glasgow	0	0	0
BARREN County Total:	0	0	0
EDMONSON			
Edmonson Center	335	1,112	1,447
EDMONSON County Total:	335	1,112	1,447

2021 ANNUAL KENTUCKY LONG TERM CARE UTILIZATION AND SERVICE REPORT

Table 9 - Payor Source- Personal Care Beds

Number of Patient Days by Primary Payor Source

ADD / Facility	Private	Other	Total
HART			
Hart County Manor	0	17,911	17,911
HART County Total:	0	17,911	17,911
METCALFE			
Harpers Home for the Aged	365	5,840	6,205
Metcalfe Health Care Center	0	1,641	1,641
METCALFE County Total:	365	7,481	7,846
SIMPSON			
Lewis Memorial Methodist Home	6,432	0	6,432
SIMPSON County Total:	6,432	0	6,432
WARREN			
Christian Health Center, Bowling Green	17,155	0	17,155
Fern Terrace of Bowling Green	1,212	35,158	36,370
The Haven At Massey Springs	5,360	0	5,360
WARREN County Total:	23,727	35,158	58,885
ADD: 4 Total	35,014	79,505	114,519
ADD:5			
GRAYSON			
Grayson Nursing and Rehabilitation	517	3,026	3,543
GRAYSON County Total:	517	3,026	3,543
HARDIN			
Signature Healthcare at North Hardin Rehab	0	0	0
HARDIN County Total:	0	0	0

2021 ANNUAL KENTUCKY LONG TERM CARE UTILIZATION AND SERVICE REPORT

Table 9 - Payor Source- Personal Care Beds

Number of Patient Days by Primary Payor Source

ADD / Facility	Private	Other	Total
MARION			
Loretto Motherhouse Infirmary	653	2,188	2,841
The Village of Lebanon II	914	0	914
MARION County Total:	1,567	2,188	3,755
NELSON			
Cooper Trail Senior Living	9,419	0	9,419
Windsor Gardens CCRC	0	0	5,886
NELSON County Total:	9,419	0	15,305
WASHINGTON			
Sansbury Care Center	0	1,608	1,608
WASHINGTON County Total:	0	1,608	1,608
ADD: 5 Total	11,503	6,822	24,211
ADD:6			
BULLITT			
Colonial House of Shepherdsville	1,065	21,200	22,265
Sanders Ridge Health Campus	8,705	0	8,705
BULLITT County Total:	9,770	21,200	30,970
JEFFERSON			
Anthology of Louisville	21,631	0	21,631
Barton House of Louisville 1	7,050	0	7,050
Belmont Village	33,580	0	33,580
Brookdale Stonestreet	0	5,700	5,700
Dominion Senior Living of Louisville	18,973	0	18,973
Eastern Star Home in KY	2,036	0	2,036
Episcopal Church Home	0	0	5,475
Forest Hills Commons	35,572	0	35,572

2021 ANNUAL KENTUCKY LONG TERM CARE UTILIZATION AND SERVICE REPORT

Table 9 - Payor Source- Personal Care Beds

Number of Patient Days by Primary Payor Source

ADD / Facility	Private	Other	Total
Forest Springs Health Campus	6,808	0	6,808
Glen Ridge Health Campus	6,389	0	6,389
Hallmark House Louisville II	5,532	0	5,532
Heartsong Memory Care	6,601	0	6,601
Little Sisters of the Poor	3,774	0	3,774
Louisville Protestant Altenheim	5,999	0	5,999
Masonic Home of Louisville	14,747	928	15,675
Morning Pointe Of Louisville At South Hurstbourne	29,200	0	29,200
Nazareth Home	11,880	0	11,880
Nazareth Home Clifton	2,190	0	2,190
Parrs at Springhurst	17,472	0	17,472
Rose Anna Hughes Home	9,757	0	9,757
Storypoint Prospect	12,045	0	12,045
Sunrise of Louisville	23,049	0	23,049
The Enclave of East Louisville	19,893	0	19,893
The Forum at Brookside	8,140	0	8,140
The Grand Senior Living	14,326	0	14,326
The Lantern At Morning Pointe (Louisville)	13,505	0	13,505
The Legacy at English Station	19,240	0	19,240
The Springs at Stony Brook	10,936	0	10,936
Treyton Oaks Towers	9,470	0	9,470
Wesley Manor	0	0	7,789
Westport Place Health Campus	7,374	0	7,374
Wickshire Blankenbaker	16,425	0	16,425
JEFFERSON County Total:	393,594	6,628	413,486
SHELBY			
Colonial Hall Manor	8,810	11,214	20,024

2021 ANNUAL KENTUCKY LONG TERM CARE UTILIZATION AND SERVICE REPORT

Table 9 - Payor Source- Personal Care Beds

Number of Patient Days by Primary Payor Source

ADD / Facility	Private	Other	Total
Masonic Home of Shelbyville	6,092	2,177	8,269
SHELBY County Total:	14,902	13,391	28,293
ADD: 6 Total	418,266	41,219	472,749
ADD:7			
BOONE			
Colonial Gardens	25,732	0	25,732
Dominion Senior Living of Florence	22,030	0	22,030
BOONE County Total:	47,762	0	47,762
CAMPBELL			
Carmel Manor	1,886	1,267	3,153
The Seasons at Alexandria	0	0	13,538
CAMPBELL County Total:	1,886	1,267	16,691
CARROLL			
Carrollton Manor	4,452	7,059	11,511
Valley Haven Rest Home	1,825	14,235	16,060
CARROLL County Total:	6,277	21,294	27,571
GRANT			
Jonesville Rest Home	9,420	0	9,420
GRANT County Total:	9,420	0	9,420
KENTON			
Charter Senior Living of Edgewood	22,061	0	22,061
Covington Ladies Home	1,560	4,002	5,562
Emerald Trace	1,813	0	1,813
Ivy Knoll	13,915	0	13,915
Madonna Manor	6,708	0	6,708

2021 ANNUAL KENTUCKY LONG TERM CARE UTILIZATION AND SERVICE REPORT

Table 9 - Payor Source- Personal Care Beds

Number of Patient Days by Primary Payor Source

ADD / Facility	Private	Other	Total
Regency Manor	20,224	0	20,224
Regency Manor North	10,433	0	10,433
St Charles Care Center	8,493	0	8,493
KENTON County Total:	85,207	4,002	89,209
PENDLETON			
Falmouth Personal Care Home	0	9,516	9,516
The Front Gate	0	6,935	6,935
PENDLETON County Total:	0	16,451	16,451
ADD: 7 Total	150,552	43,014	207,104
ADD:9			
MENIFEE			
Edgewood Estates	12	1,091	1,103
MENIFEE County Total:	12	1,091	1,103
MONTGOMERY			
Regency Memory Care	7,073	0	7,073
MONTGOMERY County Total:	7,073	0	7,073
MORGAN			
West Liberty Nursing and Rehabilitation Center	0	730	730
MORGAN County Total:	0	730	730
ADD: 9 Total	7,085	1,821	8,906
ADD:10			
BOYD			
Artrips Personal Care Home	2,000	4,570	6,570
Kings Daughters And Sons Home	11,425	0	11,425
BOYD County Total:	13,425	4,570	17,995

2021 ANNUAL KENTUCKY LONG TERM CARE UTILIZATION AND SERVICE REPORT

Table 9 - Payor Source- Personal Care Beds

Number of Patient Days by Primary Payor Source

ADD / Facility	Private	Other	Total
GREENUP			
Frasures Personal Care Home	12,852	7,249	20,101
Morning Pointe of Russell	20,805	0	20,805
The Lantern At Morning Pointe Alzheimers and Memory Care	16,060	0	16,060
Trinity Station Retirement Community	6,695	0	6,695
GREENUP County Total:	56,412	7,249	63,661
LAWRENCE			
The Jordan Center	0	0	0
LAWRENCE County Total:	0	0	0
ADD: 10 Total	69,837	11,819	81,656
ADD:11			
JOHNSON			
Venture Home of Paintsville	0	23,620	23,620
JOHNSON County Total:	0	23,620	23,620
MAGOFFIN			
Salyersville Nursing and Rehabilitation Center	0	0	0
MAGOFFIN County Total:	0	0	0
PIKE			
Good Shepherd Community Nursing Center	0	0	0
PIKE County Total:	0	0	0
ADD: 11 Total	0	23,620	23,620
ADD:12			
KNOTT			
Golden Years Rest Home	2,430	26,040	28,470
KNOTT County Total:	2,430	26,040	28,470

2021 ANNUAL KENTUCKY LONG TERM CARE UTILIZATION AND SERVICE REPORT

Table 9 - Payor Source- Personal Care Beds

Number of Patient Days by Primary Payor Source

ADD / Facility	Private	Other	Total
OWSLEY			
Owsley County Health Care Center	0	0	0
OWSLEY County Total:	0	0	0
ADD: 12 Total	2,430	26,040	28,470
ADD:13			
BELL			
Generations Center of Middlesboro	1,095	21,170	22,265
BELL County Total:	1,095	21,170	22,265
HARLAN			
The Laurels	11,238	11,238	22,476
HARLAN County Total:	11,238	11,238	22,476
KNOX			
Christian Health Center - Corbin	534	0	534
KNOX County Total:	534	0	534
ADD: 13 Total	12,867	32,408	45,275
ADD:14			
MCCREARY			
Cumberland Manor Rest Home	1,825	13,506	15,331
MCCREARY County Total:	1,825	13,506	15,331
PULASKI			
Bluegrass Senior Living Somerset	11,962	0	11,962
Crestview Personal Care	10,219	365	10,584
PULASKI County Total:	22,181	365	22,546

2021 ANNUAL KENTUCKY LONG TERM CARE UTILIZATION AND SERVICE REPORT

Table 9 - Payor Source- Personal Care Beds

Number of Patient Days by Primary Payor Source

ADD / Facility	Private	Other	Total
TAYLOR			
Bluegrass Way	1,748	0	1,748
TAYLOR County Total:	1,748	0	1,748
WAYNE			
Dishman Personal Care Home	0	11,455	11,455
Hicks Golden Years Nursing Home	0	326	326
WAYNE County Total:	0	11,781	11,781
ADD: 14 Total	25,754	25,652	51,406
ADD:15			
BOURBON			
Bourbon Heights	954	1,789	2,743
BOURBON County Total:	954	1,789	2,743
BOYLE			
McDowell Place of Danville	3,071	0	3,071
Morning Pointe of Danville	20,805	0	20,805
Walkers Trail Senior Living	4,257	0	4,257
BOYLE County Total:	28,133	0	28,133
CLARK			
BOONESBORO TRAIL SENIOR LIVING	9,180	0	9,180
CLARK County Total:	9,180	0	9,180
ESTILL			
Irvine Nursing and Rehabilitation	0	42	42
ESTILL County Total:	0	42	42

2021 ANNUAL KENTUCKY LONG TERM CARE UTILIZATION AND SERVICE REPORT

Table 9 - Payor Source- Personal Care Beds

Number of Patient Days by Primary Payor Source

ADD / Facility	Private	Other	Total
FAYETTE			
Cedarhurst of Beaumont	39,055	0	39,055
Central Ky Recovery Center Unit 1	0	0	0
Central KY Recovery Center Unit 2	4,933	0	4,933
Lantern at Morning Pointe Alz and Memory Care	11,315	0	11,315
Legacy Reserve at Fritz Farm	18,980	0	18,980
Lexington Country Place	6,811	0	6,811
Mayfair Village Retirement Center	2,902	0	2,902
Morning Pointe of Lexington	22,265	0	22,265
Morning Pointe of Lexington East	17,476	0	17,476
PRESTON GREENS SENIOR LIVING	16,425	0	16,425
Richmond Place Senior Living	20,047	0	20,047
Signature Healthcare At Tanbark Rehab	8,852	0	8,852
The Breckinridge	4,172	0	4,172
The Legacy at the Willows	6,128	0	6,128
The Willows at Fritz Farm	7,042	0	7,042
The Willows at Hamburg	9,281	0	9,281
Willows at Citation	8,318	0	8,318
FAYETTE County Total:	204,002	0	204,002
FRANKLIN			
Dominion Senior Living of Frankfort	20,993	0	20,993
Morning Pointe of Frankfort	17,520	0	17,520
The Lantern at Morning Pointe of Frankfort	11,117	0	11,117
FRANKLIN County Total:	49,630	0	49,630
HARRISON			
Cedar Ridge Health Campus	8,117	0	8,117
Parkside Manor	18,496	0	18,496

2021 ANNUAL KENTUCKY LONG TERM CARE UTILIZATION AND SERVICE REPORT

Table 9 - Payor Source- Personal Care Beds

Number of Patient Days by Primary Payor Source

ADD / Facility	Private	Other	Total
Shady Lawn Home	26,607	0	26,607
HARRISON County Total:	53,220	0	53,220
JESSAMINE			
Bridgepointe At Ashgrove Woods	16,496	0	16,496
Rose Terrace Lodge	7,540	6,369	13,909
Wesley Village	7,320	0	7,320
JESSAMINE County Total:	31,356	6,369	37,725
LINCOLN			
Waynesburg Manor	0	9,540	9,540
LINCOLN County Total:	0	9,540	9,540
MADISON			
Dominion Senior Living of Richmond	19,356	0	19,356
Morning Pointe of Richmond	8,859	0	8,859
Telford Terrace	2,632	0	2,632
MADISON County Total:	30,847	0	30,847
MERCER			
The Willows at Harrodsburg	9,294	0	9,294
MERCER County Total:	9,294	0	9,294
POWELL			
Stanton Nursing and Rehabilitation Center	0	268	268
POWELL County Total:	0	268	268
SCOTT			
The Meadows At Windsor Gardens	2,063	0	2,063
SCOTT County Total:	2,063	0	2,063

2021 ANNUAL KENTUCKY LONG TERM CARE UTILIZATION AND SERVICE REPORT

Table 9 - Payor Source- Personal Care Beds

Number of Patient Days by Primary Payor Source

ADD / Facility	Private	Other	Total
WOODFORD			
Daisy Hill Senior Living	2,478	0	2,478
Taylor Manor Nursing Home	1,313	0	1,313
The Homeplace At Midway	2,607	0	2,607
WOODFORD County Total:	6,398	0	6,398
ADD: 15 Total	425,077	18,008	443,085
Statewide Total	1,240,325	494,713	1,811,742

2021 ANNUAL KENTUCKY LONG TERM CARE UTILIZATION AND SERVICE REPORT

Table 10 - Payor Source- Nursing Home (CCRC) Beds

Number of Patient Days by Primary Payor Source

ADD / Facility	Medicare	Medicaid	Private	Other	Total
ADD:2					
CHRISTIAN					
Christian Health Center, Hopkinsville	17	0	593	0	610
CHRISTIAN County Total:	17	0	593	0	610
ADD: 2 Total	17	0	593	0	610
ADD:3					
UNION					
Breckinridge Place	482	0	1,409	0	1,891
UNION County Total:	482	0	1,409	0	1,891
ADD: 3 Total	482	0	1,409	0	1,891
ADD:4					
WARREN					
Christian Health Center, Bowling Green	112	0	8,121	162	8,395
WARREN County Total:	112	0	8,121	162	8,395
ADD: 4 Total	112	0	8,121	162	8,395
ADD:5					
MARION					
The Village of Lebanon II	174	0	1,066	0	1,240
MARION County Total:	174	0	1,066	0	1,240
ADD: 5 Total	174	0	1,066	0	1,240
ADD:6					
JEFFERSON					
Christian Health Center of Louisville	149	0	42	324	515
Episcopal Church Home	0	0	0	0	0
Louisville Protestant Altenheim	0	0	1,641	0	1,641
Nazareth Home Clifton	0	0	2,190	0	2,190

2021 ANNUAL KENTUCKY LONG TERM CARE UTILIZATION AND SERVICE REPORT

Table 10 - Payor Source- Nursing Home (CCRC) Beds

Number of Patient Days by Primary Payor Source

ADD / Facility	Medicare	Medicaid	Private	Other	Total
The Forum at Brookside	0	0	1,541	0	1,541
JEFFERSON County Total:	149	0	5,414	324	5,887
ADD: 6 Total	149	0	5,414	324	5,887
ADD:7					
KENTON					
Madonna Manor	0	0	306	0	306
KENTON County Total:	0	0	306	0	306
ADD: 7 Total	0	0	306	0	306
ADD:10					
GREENUP					
Trinity Station Retirement Community	0	0	3,303	0	3,303
GREENUP County Total:	0	0	3,303	0	3,303
ADD: 10 Total	0	0	3,303	0	3,303
ADD:13					
KNOX					
Christian Health Center - Corbin	62	0	272	7	341
KNOX County Total:	62	0	272	7	341
LAUREL					
Laurel Heights Home for the Elderly	448	0	1,134	3,962	5,544
LAUREL County Total:	448	0	1,134	3,962	5,544
ADD: 13 Total	510	0	1,406	3,969	5,885

2021 ANNUAL KENTUCKY LONG TERM CARE UTILIZATION AND SERVICE REPORT

Table 10 - Payor Source- Nursing Home (CCRC) Beds

Number of Patient Days by Primary Payor Source

ADD / Facility	Medicare	Medicaid	Private	Other	Total
ADD:14					
PULASKI					
The Neighborhood Nursing Facility	0	0	3,905	0	3,905
PULASKI County Total:	0	0	3,905	0	3,905
ADD: 14 Total	0	0	3,905	0	3,905
ADD:15					
FAYETTE					
Sayre Christian Village Nursing Home	449	0	2,551	124	3,124
The Willows at Hamburg	352	0	3,191	0	3,543
FAYETTE County Total:	801	0	5,742	124	6,667
HARRISON					
Cedar Ridge Health Campus	122	0	1,569	0	1,691
HARRISON County Total:	122	0	1,569	0	1,691
JESSAMINE					
Wesley Village	0	0	9,875	0	9,875
JESSAMINE County Total:	0	0	9,875	0	9,875
MADISON					
Telford Terrace	31	0	67	0	98
MADISON County Total:	31	0	67	0	98
WOODFORD					
The Homeplace At Midway	244	0	1,704	0	1,948
WOODFORD County Total:	244	0	1,704	0	1,948
ADD: 15 Total	1,198	0	18,957	124	20,279
Statewide Total	2,642	0	44,480	4,579	51,701

2021 ANNUAL KENTUCKY LONG TERM CARE UTILIZATION AND SERVICE REPORT

Table 11 - Payor Source- Nursing Home (Non-CCRC) Beds

Number of Patient Days by Primary Payor Source

ADD / Facility	Medicare	Medicaid	Private	Other	Total
ADD:3					
DAVIESS					
Hermitage Care and Rehabilitation Center	3,584	0	1,249	1,146	5,979
DAVIESS County Total:	3,584	0	1,249	1,146	5,979
WEBSTER					
Shemwell Nursing Home	0	0	6,935	0	6,935
WEBSTER County Total:	0	0	6,935	0	6,935
ADD: 3 Total	3,584	0	8,184	1,146	12,914
ADD:4					
WARREN					
Christian Health Center, Bowling Green	0	0	0	0	0
WARREN County Total:	0	0	0	0	0
ADD: 4 Total	0	0	0	0	0
ADD:5					
MARION					
The Village of Lebanon II	1,929	0	3,867	5	5,801
MARION County Total:	1,929	0	3,867	5	5,801
ADD: 5 Total	1,929	0	3,867	5	5,801
ADD:7					
KENTON					
Madonna Manor	0	0	0	0	0
KENTON County Total:	0	0	0	0	0
ADD: 7 Total	0	0	0	0	0

2021 ANNUAL KENTUCKY LONG TERM CARE UTILIZATION AND SERVICE REPORT

Table 11 - Payor Source- Nursing Home (Non-CCRC) Beds

Number of Patient Days by Primary Payor Source

ADD / Facility	Medicare	Medicaid	Private	Other	Total
ADD:15					
BOURBON					
Bourbon Heights	1,789	9,040	574	277	11,680
BOURBON County Total:	1,789	9,040	574	277	11,680
FAYETTE					
Mayfair Manor	0	0	0	0	0
The Willows at Hamburg	0	0	0	0	0
FAYETTE County Total:	0	0	0	0	0
MERCER					
The Willows at Harrodsburg	0	0	0	0	0
MERCER County Total:	0	0	0	0	0
WOODFORD					
Taylor Manor Nursing Home	0	0	9,794	0	9,794
The Homeplace At Midway	0	0	0	0	0
WOODFORD County Total:	0	0	9,794	0	9,794
ADD: 15 Total	1,789	9,040	10,368	277	21,474
Statewide Total	7,302	9,040	22,419	1,428	40,189

2021 ANNUAL KENTUCKY LONG TERM CARE UTILIZATION AND SERVICE REPORT

Table 12 - Payor Source- Intermediate Care Beds

Number of Patient Days by Primary Payor Source

ADD / Facility	Medicare	Medicaid	Private	Other	Total
ADD:3					
WEBSTER					
Shemwell Nursing Home	0	0	365	0	365
WEBSTER County Total:	0	0	365	0	365
ADD: 3 Total	0	0	365	0	365
ADD:4					
WARREN					
Christian Health Center, Bowling Green	0	0	365	0	365
WARREN County Total:	0	0	365	0	365
ADD: 4 Total	0	0	365	0	365
ADD:6					
JEFFERSON					
Eastern Star Home in KY	0	0	4,114	0	4,114
Louisville Protestant Altenheim	0	0	5,551	0	5,551
The Forum at Brookside	0	0	170	0	170
JEFFERSON County Total:	0	0	9,835	0	9,835
ADD: 6 Total	0	0	9,835	0	9,835
ADD:15					
HARRISON					
Cedar Ridge Health Campus	0	0	630	0	630
HARRISON County Total:	0	0	630	0	630
JESSAMINE					
Wesley Village	0	0	365	0	365
JESSAMINE County Total:	0	0	365	0	365

2021 ANNUAL KENTUCKY LONG TERM CARE UTILIZATION AND SERVICE REPORT

Table 12 - Payor Source- Intermediate Care Beds

Number of Patient Days by Primary Payor Source

ADD / Facility	Medicare	Medicaid	Private	Other	Total
MADISON					
Telford Terrace	0	0	703	0	703
MADISON County Total:	0	0	703	0	703
WOODFORD					
Taylor Manor Nursing Home	0	0	2,000	0	2,000
WOODFORD County Total:	0	0	2,000	0	2,000
ADD: 15 Total	0	0	3,698	0	3,698
Statewide Total	0	0	14,263	0	14,263

2021 ANNUAL KENTUCKY LONG TERM CARE UTILIZATION AND SERVICE REPORT

Table 13 - Payor Source- Alzheimer Facility Beds

Number of Patient Days by Primary Payor Source

ADD / Facility	Medicare	Medicaid	Private	Other	Total
ADD:3					
DAVIESS					
Wellington Parc of Owensboro	51	7,198	8,716	0	15,965
DAVIESS County Total:	51	7,198	8,716	0	15,965
ADD: 3 Total	51	7,198	8,716	0	15,965
ADD:4					
WARREN					
Magnolia Village	2,627	9,663	5,378	198	17,866
WARREN County Total:	2,627	9,663	5,378	198	17,866
ADD: 4 Total	2,627	9,663	5,378	198	17,866
Statewide Total	2,678	16,861	14,094	198	33,831

2021 ANNUAL KENTUCKY LONG TERM CARE UTILIZATION AND SERVICE REPORT

Table 14 - Payor Source- ICF/IID Beds

Number of Patient Days by Primary Payor Source

ADD / Facility	Medicare	Medicaid	Private	Other	Total
ADD:2					
CHRISTIAN					
Outwood ICF/IID	0	11,782	0	0	11,782
CHRISTIAN County Total:	0	11,782	0	0	11,782
ADD: 2 Total	0	11,782	0	0	11,782
ADD:3					
DAVIESS					
Wendell Fosters Campus for Developmental Disabilit	0	22,995	0	0	22,995
DAVIESS County Total:	0	22,995	0	0	22,995
ADD: 3 Total	0	22,995	0	0	22,995
ADD:6					
BULLITT					
Meadows ICF/IID	0	2,920	0	0	2,920
BULLITT County Total:	0	2,920	0	0	2,920
HENRY					
Cedar Lake Lodge Park Place I	0	2,818	0	0	2,818
Cedar Lake Lodge Park Place II	0	2,833	0	0	2,833
HENRY County Total:	0	5,651	0	0	5,651
JEFFERSON					
Bingham Gardens	0	7,162	0	0	7,162
Del Maria ICF/IID	0	2,840	0	0	2,840
Hazelwood Center	0	20,064	0	0	20,064
JEFFERSON County Total:	0	30,066	0	0	30,066
OLDHAM					
Cedar Lake Lodge	0	22,493	0	0	22,493

2021 ANNUAL KENTUCKY LONG TERM CARE UTILIZATION AND SERVICE REPORT

Table 14 - Payor Source- ICF/IID Beds

Number of Patient Days by Primary Payor Source

ADD / Facility	Medicare	Medicaid	Private	Other	Total
Cedar Lake Lodge Sycamore Run I	0	1,445	0	0	1,445
Cedar Lake Lodge Sycamore Run II	0	1,399	0	0	1,399
Windsong ICF/IID	0	2,920	0	0	2,920
OLDHAM County Total:	0	28,257	0	0	28,257
ADD: 6 Total	0	66,894	0	0	66,894
ADD:14					
PULASKI					
Oakwood ICF/IID Unit 1	0	15,973	0	0	15,973
Oakwood ICF/IID Unit 2	0	7,860	0	0	7,860
Oakwood ICF/IID Unit 3	0	6,905	0	0	6,905
Oakwood ICF/IID Unit 4	0	7,484	0	0	7,484
PULASKI County Total:	0	38,222	0	0	38,222
ADD: 14 Total	0	38,222	0	0	38,222
Statewide Total	0	139,893	0	0	139,893

KENTUCKY ANNUAL LONG-TERM CARE SERVICES REPORT



KENTUCKY CABINET FOR
HEALTH AND FAMILY SERVICES

SECTION III: PATIENT AGE
DISTRIBUTION DATA

2021 ANNUAL KENTUCKY LONG TERM CARE UTILIZATION AND SERVICE REPORT

Table 15 - Facility Resident Age Distribution- Nursing Facility Beds

ADD / Facility	Under 65	65-74	75-84	Over 85	Unknown	Total
ADD:1						
BALLARD						
Life Care Center of LaCenter	1	12	15	22	0	50
BALLARD County Total:	1	12	15	22	0	50
CALLOWAY						
Spring Creek Health Care	3	19	43	51	0	116
CALLOWAY County Total:	3	19	43	51	0	116
CARLISLE						
Countryside Center	11	10	18	10	0	49
CARLISLE County Total:	11	10	18	10	0	49
FULTON						
Fulton Nursing and Rehab	10	14	17	9	0	50
FULTON County Total:	10	14	17	9	0	50
GRAVES						
Green Acres Health Care	13	21	17	16	0	67
Mayfield Health and Rehabilitation	21	19	21	13	0	74
Mills Nursing and Rehabilitation	4	27	49	20	0	100
GRAVES County Total:	38	67	87	49	0	241
HICKMAN						
Clinton Hickman County Nursing Facility	3	6	7	22	0	38
Clinton Place	11	28	20	16	0	75
HICKMAN County Total:	14	34	27	38	0	113
MARSHALL						
Calvert City Convalescent Center	1	4	24	47	0	76
Lake Way Nursing and Rehabilitation Center	9	12	21	22	0	64

2021 ANNUAL KENTUCKY LONG TERM CARE UTILIZATION AND SERVICE REPORT

Table 15 - Facility Resident Age Distribution- Nursing Facility Beds

ADD / Facility	Under 65	65-74	75-84	Over 85	Unknown	Total
Oakview Nursing and Rehabilitation Center	18	20	28	13	0	79
MARSHALL County Total:	28	36	73	82	0	219
MCCRACKEN						
Baptist Health Paducah	0	0	0	0	0	0
Parkview Nursing and Rehabilitation Center (Paducah)	16	32	47	69	0	164
Providence Pointe Healthcare	0	0	0	0	89	89
River Haven Nursing and Rehab	10	14	32	10	0	66
Stonecreek Health and Rehab	27	22	19	17	0	85
MCCRACKEN County Total:	53	68	98	96	89	404
ADD: 1 Total	158	260	378	357	89	1,242
ADD:2						
CALDWELL						
Princeton Health and Rehab Center	19	19	30	23	0	91
CALDWELL County Total:	19	19	30	23	0	91
CHRISTIAN						
Bradford Heights Health and Rehab Center	21	18	26	17	0	82
Christian Health Center, Hopkinsville	3	10	33	52	0	98
Christian Heights Nursing and Rehabilitation Center	20	15	8	5	0	48
Covington Convalescent Center	1	10	16	13	0	40
Western State Nursing Facility	11	24	21	12	0	68
CHRISTIAN County Total:	56	77	104	99	0	336

2021 ANNUAL KENTUCKY LONG TERM CARE UTILIZATION AND SERVICE REPORT

Table 15 - Facility Resident Age Distribution- Nursing Facility Beds

ADD / Facility	Under 65	65-74	75-84	Over 85	Unknown	Total
CRITTENDEN						
Crittenden County Health and Rehabilitation Center	14	10	17	14	0	55
CRITTENDEN County Total:	14	10	17	14	0	55
HOPKINS						
Baptist Health Madisonville	0	0	0	0	0	0
Brighton Cornerstone Health Care	7	14	7	8	0	36
Dawson Springs Health And Rehab Ctr	7	12	19	12	0	50
Hillside Center	14	11	17	13	0	55
Joseph Eddie Ballard Western Kentucky Veterans Ctr	1	9	22	27	0	59
Madisonville Health and Rehabilitation	26	15	23	13	0	77
Ridgewood Terrace Nursing Home	10	22	33	29	0	94
Tradewater Pointe	8	10	15	11	0	44
HOPKINS County Total:	73	93	136	113	0	415
LIVINGSTON						
Salem Springlake Health and Rehabilitation Center	16	8	13	12	0	49
LIVINGSTON County Total:	16	8	13	12	0	49
LYON						
Landmark of Kuttawa	14	12	14	9	0	49
River's Bend Retirement Community	2	0	12	18	0	32
LYON County Total:	16	12	26	27	0	81
MUHLENBERG						
Greenville Nursing and Rehabilitation	3	14	16	25	0	58
Maple Health and Rehabilitation	12	15	33	26	0	86

2021 ANNUAL KENTUCKY LONG TERM CARE UTILIZATION AND SERVICE REPORT

Table 15 - Facility Resident Age Distribution- Nursing Facility Beds

ADD / Facility	Under 65	65-74	75-84	Over 85	Unknown	Total
Owensboro Health Muhlenberg Community Hospital Long Term Care	1	6	10	26	0	43
MUHLENBERG County Total:	16	35	59	77	0	187
TODD						
Hearthstone Place	17	6	14	15	0	52
TODD County Total:	17	6	14	15	0	52
TRIGG						
Shady Lawn Nursing and Rehabilitation Center	13	9	13	3	0	38
TRIGG County Total:	13	9	13	3	0	38
ADD: 2 Total	240	269	412	383	0	1,304
ADD:3						
DAVIESS						
Carmel Home	0	1	10	25	0	36
Hermitage Care and Rehabilitation Center	1	15	19	34	0	69
Owensboro Center	14	31	38	25	0	108
Signature Healthcare at Hillcrest	7	12	13	82	0	114
The Transitional Care Center of Owensboro	0	2	8	3	0	13
Twin Rivers Nursing and Rehab Center	33	28	14	6	0	81
Wellington Parc of Owensboro	0	1	9	10	0	20
DAVIESS County Total:	55	90	111	185	0	441
HANCOCK						
Heartland Villa Center	4	6	13	16	0	39
HANCOCK County Total:	4	6	13	16	0	39

2021 ANNUAL KENTUCKY LONG TERM CARE UTILIZATION AND SERVICE REPORT

Table 15 - Facility Resident Age Distribution- Nursing Facility Beds

ADD / Facility	Under 65	65-74	75-84	Over 85	Unknown	Total
HENDERSON						
Henderson Nursing and Rehabilitation Center	28	25	14	10	0	77
Redbanks	12	21	41	61	0	135
HENDERSON County Total:	40	46	55	71	0	212
MCLEAN						
Riverside Care and Rehab Ctr	15	14	23	19	0	71
MCLEAN County Total:	15	14	23	19	0	71
OHIO						
Beaver Dam Nursing and Rehab Center	0	0	0	0	0	0
Fordsville Nursing and Rehabilitation Center	21	25	10	5	0	61
Signature Healthcare of Hartford Rehab and Wellnes	19	13	29	23	0	84
OHIO County Total:	40	38	39	28	0	145
UNION						
Breckinridge Place	0	3	3	10	0	16
Morganfield Nursing and Rehabilitation Center	18	12	18	6	0	54
UNION County Total:	18	15	21	16	0	70
WEBSTER						
Redbanks Colonial Terrace	6	8	17	12	0	43
WEBSTER County Total:	6	8	17	12	0	43
ADD: 3 Total	178	217	279	347	0	1,021

2021 ANNUAL KENTUCKY LONG TERM CARE UTILIZATION AND SERVICE REPORT

Table 15 - Facility Resident Age Distribution- Nursing Facility Beds

ADD / Facility	Under 65	65-74	75-84	Over 85	Unknown	Total
ADD:4						
ALLEN						
Cal Turner Rehab and Specialty Care	16	19	37	27	0	99
ALLEN County Total:	16	19	37	27	0	99
BARREN						
Barren County Nursing and Rehab	6	17	30	29	0	82
Glasgow State Nursing Facility	14	18	15	1	0	48
Glenview Health Care Facility	4	9	26	11	0	50
NHC HealthCare, Glasgow	11	33	41	63	0	148
Signature Healthcare of Glasgow	12	23	16	15	0	66
T J Samson Community Hospital Skilled Nursing Unit	1	2	5	3	0	11
BARREN County Total:	48	102	133	122	0	405
BUTLER						
Morgantown Care and Rehabilitation Center	11	25	42	23	0	101
BUTLER County Total:	11	25	42	23	0	101
EDMONSON						
Edmonson Center	9	19	18	20	0	66
EDMONSON County Total:	9	19	18	20	0	66
HART						
Signature Healthcare of Hart County	18	16	22	31	0	87
HART County Total:	18	16	22	31	0	87
LOGAN						
Auburn Health Care	5	15	7	11	0	38

2021 ANNUAL KENTUCKY LONG TERM CARE UTILIZATION AND SERVICE REPORT

Table 15 - Facility Resident Age Distribution- Nursing Facility Beds

ADD / Facility	Under 65	65-74	75-84	Over 85	Unknown	Total
Creekwood Place Nursing and Rehab Center	13	11	29	38	0	91
LOGAN County Total:	18	26	36	49	0	129
METCALFE						
Metcalfe Health Care Center	8	9	15	29	0	61
METCALFE County Total:	8	9	15	29	0	61
MONROE						
Signature HealthCare of Monroe County Rehab	11	15	29	24	0	79
MONROE County Total:	11	15	29	24	0	79
SIMPSON						
Franklin-Simpson Nursing and Rehabilitation	23	18	17	20	0	78
SIMPSON County Total:	23	18	17	20	0	78
WARREN						
Bowling Green Nursing and Rehabilitation	18	17	17	5	0	57
Christian Health Center, Bowling Green	0	1	9	10	0	20
Colonial Center	1	15	0	20	0	36
Greenwood Nursing and Rehabilitation	18	34	35	31	0	118
Hopkins Center	4	12	9	18	0	43
Signature Healthcare Bowling Green	27	37	50	19	0	133
WARREN County Total:	68	116	120	103	0	407
ADD: 4 Total	230	365	469	448	0	1,512

2021 ANNUAL KENTUCKY LONG TERM CARE UTILIZATION AND SERVICE REPORT

Table 15 - Facility Resident Age Distribution- Nursing Facility Beds

ADD / Facility	Under 65	65-74	75-84	Over 85	Unknown	Total
ADD:5						
BRECKINRIDGE						
Breckinridge Memorial Nursing Facility	1	0	8	9	0	18
Hardinsburg Nursing and Rehabilitation	8	11	24	14	0	57
BRECKINRIDGE County Total:	9	11	32	23	0	75
GRAYSON						
Grayson Nursing and Rehabilitation	7	13	24	26	0	70
Spring View Health and Rehab Center	6	24	30	9	0	69
GRAYSON County Total:	13	37	54	35	0	139
HARDIN						
Elizabethtown Nursing and Rehab	10	11	15	16	0	52
Helmwood Healthcare Center	3	6	13	28	0	50
Kensington Center	14	18	13	21	0	66
Nursing Facility of Hardin Memorial Hospital	0	0	1	5	0	6
Radcliff Veterans Center	2	11	12	8	0	33
Signature Healthcare at North Hardin Rehab	28	23	30	26	0	107
Signature Healthcare of Elizabethtown	13	25	25	18	0	81
HARDIN County Total:	70	94	109	122	0	395
LARUE						
Sunrise Manor Nursing Home	9	23	36	40	0	108
LARUE County Total:	9	23	36	40	0	108
MARION						
Cedars Of Lebanon Nursing Center	8	4	7	11	0	30
Loretto Motherhouse Infirmary	0	2	10	30	0	42
The Village of Lebanon II	0	0	0	0	0	0

2021 ANNUAL KENTUCKY LONG TERM CARE UTILIZATION AND SERVICE REPORT

Table 15 - Facility Resident Age Distribution- Nursing Facility Beds

ADD / Facility	Under 65	65-74	75-84	Over 85	Unknown	Total
Village of Lebanon II (NF)	0	0	6	7	0	13
MARION County Total:	8	6	23	48	0	85
MEADE						
Brandenburg Nursing and Rehabilitation	13	9	16	13	0	51
MEADE County Total:	13	9	16	13	0	51
NELSON						
Flaget Memorial Hospital NF	0	0	0	0	0	0
Landmark of Bardstown Rehab and Nursing	11	27	23	13	0	74
Signature Healthcare At Colonial Rehab	11	16	15	11	0	53
NELSON County Total:	22	43	38	24	0	127
WASHINGTON						
Sansbury Care Center	1	2	10	32	0	45
Springfield Nursing and Rehabilitation Center	17	16	15	9	0	57
WASHINGTON County Total:	18	18	25	41	0	102
ADD: 5 Total	162	241	333	346	0	1,082
ADD:6						
BULLITT						
Bedrock HC at Green Meadows	14	26	18	25	0	83
Sanders Ridge Health Campus	2	8	19	20	0	49
BULLITT County Total:	16	34	37	45	0	132
HENRY						
New Castle Nursing and Rehab	6	13	17	15	0	51
HENRY County Total:	6	13	17	15	0	51

2021 ANNUAL KENTUCKY LONG TERM CARE UTILIZATION AND SERVICE REPORT

Table 15 - Facility Resident Age Distribution- Nursing Facility Beds

ADD / Facility	Under 65	65-74	75-84	Over 85	Unknown	Total
JEFFERSON						
Cherokee Park Rehabilitation	4	15	41	15	0	75
Christian Health Center of Louisville	13	31	28	26	0	98
Clifton Oaks Care Center	5	26	36	25	0	92
Episcopal Church Home	0	4	6	12	0	22
Essex Nursing and Rehabilitation Center	15	33	36	25	0	109
Forest Springs Health Campus	0	8	13	31	0	52
Franciscan Health Care Center	1	16	15	33	0	65
Glen Ridge Health Campus	0	9	21	16	0	46
Highlands Nursing and Rehabilitation Center	61	37	32	8	0	138
Hillcreek Rehabilitation and Care	15	52	33	42	0	142
Home of the Innocents	73	0	0	0	0	73
Jeffersontown Rehabilitation	16	24	28	18	0	86
Kindred Hospital - Louisville	22	14	3	0	0	39
Kindred Nursing and Rehabilitation-Bashford	0	0	0	0	0	0
Klondike Center	19	22	12	6	0	59
Landmark of Iroquois Park and Nursing Center	20	32	14	22	0	88
Landmark of Louisville Rehab and Nursing	58	46	44	22	0	170
Landmark of River City Rehabilitation and Nursing	23	19	13	3	0	58
Little Sisters of the Poor	0	0	11	23	0	34
Louisville East Post Acute	41	41	49	35	0	166
Lyndon Woods Care and Rehabilitation	6	26	45	41	0	118
Masonic Home of Louisville	7	29	52	54	0	142
Nazareth Home	2	17	52	29	0	100
Nazareth Home Clifton	3	20	34	32	0	89

2021 ANNUAL KENTUCKY LONG TERM CARE UTILIZATION AND SERVICE REPORT

Table 15 - Facility Resident Age Distribution- Nursing Facility Beds

ADD / Facility	Under 65	65-74	75-84	Over 85	Unknown	Total
Park Terrace Health Campus	2	7	17	35	0	61
Regency Center	11	17	19	43	0	90
Regis Woods	0	0	0	0	0	0
Rivers Edge Nursing and Rehabilitation Center	14	32	26	12	0	84
Seneca Place	24	20	23	23	0	90
Signature Healthcare at Glenview	0	0	0	0	0	0
Signature Healthcare At Jefferson Manor Rehab	11	22	28	14	0	75
Signature Healthcare at Jefferson Place Rehab	7	16	13	24	0	60
Signature Healthcare at Meadowview Rehab	0	0	0	0	0	0
Signature Healthcare At Rockford Rehab	35	32	17	9	0	93
Signature Healthcare at St Mary Elizabeth Hosp	3	2	9	4	0	18
Signature Healthcare of East Louisville	26	34	21	11	0	92
Signature Healthcare of South Louisville	9	21	20	23	0	73
Springhurst Health and Rehab	6	3	12	25	0	46
St Matthews Care Center	32	32	28	16	0	108
Summerfield Rehab and Wellness	10	24	18	28	0	80
Sycamore Heights Health and Rehab	21	24	21	5	0	71
The Forum at Brookside	0	0	0	0	0	0
The Springs at Stony Brook	0	14	23	12	0	49
Treyton Oaks Towers	2	8	12	18	0	40
Valhalla Post Acute	14	27	33	47	0	121
Wesley Manor	0	0	0	0	0	0
Westport Place Health Campus	2	4	9	29	0	44
JEFFERSON County Total:	633	860	967	896	0	3,356

2021 ANNUAL KENTUCKY LONG TERM CARE UTILIZATION AND SERVICE REPORT

Table 15 - Facility Resident Age Distribution- Nursing Facility Beds

ADD / Facility	Under 65	65-74	75-84	Over 85	Unknown	Total
OLDHAM						
Baptist Health La Grange	0	0	0	0	0	0
Friendship Health and Rehab	0	0	0	0	0	0
Richwood Nursing and Rehab	12	28	34	37	0	111
OLDHAM County Total:	12	28	34	37	0	111
SHELBY						
Crestview Center	4	7	23	23	0	57
Masonic Home of Shelbyville	4	12	24	37	0	77
SHELBY County Total:	8	19	47	60	0	134
SPENCER						
Signature Healthcare of Spencer County	8	21	25	26	0	80
SPENCER County Total:	8	21	25	26	0	80
TRIMBLE						
Bedford Springs Health and Rehabilitation	6	16	14	7	0	43
TRIMBLE County Total:	6	16	14	7	0	43
ADD: 6 Total	689	991	1,141	1,086	0	3,907
ADD:7						
BOONE						
Boonespring Transitional Care Center	7	28	59	37	0	131
Bridgepoint Care and Rehabilitation Center	56	34	27	6	0	123
Florence Park Care Center	25	27	30	23	0	105
BOONE County Total:	88	89	116	66	0	359
CAMPBELL						
Carmel Manor	1	3	8	30	0	42
Coldspring Transitional Care Center	10	44	34	38	0	126

2021 ANNUAL KENTUCKY LONG TERM CARE UTILIZATION AND SERVICE REPORT

Table 15 - Facility Resident Age Distribution- Nursing Facility Beds

ADD / Facility	Under 65	65-74	75-84	Over 85	Unknown	Total
Highlandspring of Ft Thomas	5	24	44	46	0	119
St Elizabeth Florence SNF	3	3	6	4	0	16
St Elizabeth FT Thomas SNF	1	2	7	6	0	16
The Seasons at Alexandria	7	17	45	40	0	109
CAMPBELL County Total:	27	93	144	164	0	428
CARROLL						
Signature Healthcare of Carrollton Rehab	10	14	22	16	0	62
CARROLL County Total:	10	14	22	16	0	62
GALLATIN						
Gallatin Nursing and Rehab	22	26	33	33	0	114
GALLATIN County Total:	22	26	33	33	0	114
GRANT						
Grant Center	23	16	31	19	0	89
GRANT County Total:	23	16	31	19	0	89
KENTON						
Emerald Trace	0	6	23	24	0	53
Madonna Manor	0	5	17	29	0	51
Rosedale Green	6	18	39	80	0	143
The Pavilion at Kenton	19	19	17	12	0	67
Village Care Center	5	14	32	42	0	93
Villaspring of Erlanger	12	29	45	37	0	123
Woodcrest Nursing and Rehabilitation Center	18	22	28	12	0	80
KENTON County Total:	60	113	201	236	0	610
OWEN						
Owenton Center	0	0	0	0	0	0
OWEN County Total:	0	0	0	0	0	0

2021 ANNUAL KENTUCKY LONG TERM CARE UTILIZATION AND SERVICE REPORT

Table 15 - Facility Resident Age Distribution- Nursing Facility Beds

ADD / Facility	Under 65	65-74	75-84	Over 85	Unknown	Total
PENDLETON						
River Valley Nursing Home	4	7	8	26	0	45
PENDLETON County Total:	4	7	8	26	0	45
ADD: 7 Total	234	358	555	560	0	1,707
ADD:8						
BRACKEN						
Bracken County Post-Acute and Rehabilitation Center	6	4	14	5	0	29
BRACKEN County Total:	6	4	14	5	0	29
FLEMING						
Pioneer Trace Nursing Home	3	12	20	23	0	58
FLEMING County Total:	3	12	20	23	0	58
LEWIS						
Vanceburg Rehabilitation and Care	6	23	35	23	0	87
LEWIS County Total:	6	23	35	23	0	87
MASON						
Maysville Nursing and Rehabilitation Facility	21	28	31	27	0	107
MASON County Total:	21	28	31	27	0	107
ROBERTSON						
Robertson County Health Care Facility	11	11	21	14	0	57
ROBERTSON County Total:	11	11	21	14	0	57
ADD: 8 Total	47	78	121	92	0	338

2021 ANNUAL KENTUCKY LONG TERM CARE UTILIZATION AND SERVICE REPORT

Table 15 - Facility Resident Age Distribution- Nursing Facility Beds

ADD / Facility	Under 65	65-74	75-84	Over 85	Unknown	Total
ADD:9						
BATH						
Ridgeway Nursing and Rehabilitation	21	19	23	24	0	87
BATH County Total:	21	19	23	24	0	87
MENIFEE						
Edgewood Estates	8	7	13	10	0	38
MENIFEE County Total:	8	7	13	10	0	38
MONTGOMERY						
Windsor Care Center	4	26	36	45	0	111
MONTGOMERY County Total:	4	26	36	45	0	111
MORGAN						
West Liberty Nursing and Rehabilitation Center	6	11	17	13	0	47
MORGAN County Total:	6	11	17	13	0	47
ROWAN						
Life Care Center of Morehead	18	18	24	20	0	80
St Claire Medical Center TCU	0	0	0	0	0	0
ROWAN County Total:	18	18	24	20	0	80
ADD: 9 Total	57	81	113	112	0	363
ADD:10						
BOYD						
Boyd Nursing and Rehabilitation Center	7	24	12	13	0	56
Kings Daughters Medical Center (NF)	0	0	0	0	0	0
Kingsbrook Lifecare Center	12	27	27	42	0	108
Woodland Oaks	1	16	35	57	0	109
BOYD County Total:	20	67	74	112	0	273

2021 ANNUAL KENTUCKY LONG TERM CARE UTILIZATION AND SERVICE REPORT

Table 15 - Facility Resident Age Distribution- Nursing Facility Beds

ADD / Facility	Under 65	65-74	75-84	Over 85	Unknown	Total
CARTER						
Carter Nursing and Rehabilitation Center	13	22	41	37	0	113
CARTER County Total:	13	22	41	37	0	113
ELLIOTT						
Elliott Nursing and Rehabilitation Center	10	16	22	20	0	68
ELLIOTT County Total:	10	16	22	20	0	68
GREENUP						
Oakmont Manor	7	13	22	35	0	77
South Shore Nursing and Rehabilitation Center	15	11	18	9	0	53
Wurtland Nursing and Rehabilitation Center	30	35	26	14	0	105
GREENUP County Total:	52	59	66	58	0	235
LAWRENCE						
The Jordan Center	9	17	15	11	0	52
LAWRENCE County Total:	9	17	15	11	0	52
ADD: 10 Total	104	181	218	238	0	741
ADD:11						
FLOYD						
Highlands ARH Regional Medical Center (NF)	0	0	0	0	0	0
Prestonsburg Health Care Center	7	9	14	17	0	47
Riverview Health Care Center	19	23	34	21	0	97
FLOYD County Total:	26	32	48	38	0	144

2021 ANNUAL KENTUCKY LONG TERM CARE UTILIZATION AND SERVICE REPORT

Table 15 - Facility Resident Age Distribution- Nursing Facility Beds

ADD / Facility	Under 65	65-74	75-84	Over 85	Unknown	Total
JOHNSON						
Mountain Manor of Paintsville	10	18	28	41	0	97
JOHNSON County Total:	10	18	28	41	0	97
MAGOFFIN						
Salyersville Nursing and Rehabilitation Center	31	27	35	9	0	102
MAGOFFIN County Total:	31	27	35	9	0	102
MARTIN						
Martin County Health Care Facility	10	15	22	16	0	63
MARTIN County Total:	10	15	22	16	0	63
PIKE						
Good Shepherd Community Nursing Center	39	29	26	16	0	110
Landmark of Elkhorn City Rehabilitation	19	16	33	22	0	90
Parkview Nursing and Rehabilitation Center (Pikeville)	30	34	20	9	0	93
Pikeville Nursing and Rehab Center	19	19	21	29	0	88
Tug Valley ARH Skilled Nursing Facility	2	4	4	3	0	13
PIKE County Total:	109	102	104	79	0	394
ADD: 11 Total	186	194	237	183	0	800
ADD:12						
BREATHITT						
Nim Henson Geriatric Center	8	7	7	8	0	30
BREATHITT County Total:	8	7	7	8	0	30

2021 ANNUAL KENTUCKY LONG TERM CARE UTILIZATION AND SERVICE REPORT

Table 15 - Facility Resident Age Distribution- Nursing Facility Beds

ADD / Facility	Under 65	65-74	75-84	Over 85	Unknown	Total
KNOTT						
Knott County Health and Rehabilitation Center	17	19	25	14	0	75
KNOTT County Total:	17	19	25	14	0	75
LEE						
Lee County Care and Rehabilitation Center	35	18	28	18	0	99
LEE County Total:	35	18	28	18	0	99
LESLIE						
Hyden Health and Rehabilitation Center	14	20	25	21	0	80
LESLIE County Total:	14	20	25	21	0	80
LETCHER						
Letcher Manor	30	35	35	15	0	115
LETCHER County Total:	30	35	35	15	0	115
OWSLEY						
Owsley County Health Care Center	17	16	22	14	0	69
OWSLEY County Total:	17	16	22	14	0	69
PERRY						
Hazard Health and Rehabilitation Center	21	40	48	33	0	142
Paul E Patton Eastern Ky Veterans Center	2	16	27	28	0	73
PERRY County Total:	23	56	75	61	0	215
WOLFE						
Wolfe County Health and Rehabilitation Center	9	20	31	29	0	89
WOLFE County Total:	9	20	31	29	0	89

2021 ANNUAL KENTUCKY LONG TERM CARE UTILIZATION AND SERVICE REPORT

Table 15 - Facility Resident Age Distribution- Nursing Facility Beds

ADD / Facility	Under 65	65-74	75-84	Over 85	Unknown	Total
ADD: 12 Total	153	191	248	180	0	772
ADD:13						
BELL						
Middlesboro Nursing and Rehab	3	12	34	43	0	92
Mountain View Nursing and Rehab Ctr	10	15	25	10	1	61
Pineville Community Hospital	0	0	0	0	0	0
BELL County Total:	13	27	59	53	1	153
CLAY						
Landmark of Laurel Creek Rehab and Nursing	8	18	35	25	0	86
CLAY County Total:	8	18	35	25	0	86
HARLAN						
Harlan Health and Rehabilitation Center	35	28	37	16	0	116
Tri-Cities Nursing and Rehabilitation Center	11	13	28	12	0	64
HARLAN County Total:	46	41	65	28	0	180
JACKSON						
Signature HealthCare at Jackson Manor	7	9	16	10	0	42
JACKSON County Total:	7	9	16	10	0	42
KNOX						
Barbourville Health and Rehabilitation Center	11	24	41	39	0	115
Christian Health Center - Corbin	5	11	31	42	0	89
KNOX County Total:	16	35	72	81	0	204
LAUREL						
Hillcrest Health and Rehabilitation Center	10	21	25	25	0	81

2021 ANNUAL KENTUCKY LONG TERM CARE UTILIZATION AND SERVICE REPORT

Table 15 - Facility Resident Age Distribution- Nursing Facility Beds

ADD / Facility	Under 65	65-74	75-84	Over 85	Unknown	Total
Laurel Heights Home for the Elderly	10	15	42	53	0	120
LAUREL County Total:	20	36	67	78	0	201
ROCKCASTLE						
Rockcastle Health and Rehabilitation Center	20	12	19	25	0	76
Rockcastle Regional Hospital and Respiratory Care	82	24	8	2	0	116
ROCKCASTLE County Total:	102	36	27	27	0	192
WHITLEY						
Corbin Health and Rehabilitation Center	20	23	21	10	0	74
The Heritage	8	18	21	35	0	82
Williamsburg Health and Rehabilitation Center	5	27	29	35	0	96
WHITLEY County Total:	33	68	71	80	0	252
ADD: 13 Total	245	270	412	382	1	1,310
ADD:14						
ADAIR						
Signature Healthcare At Summit Manor Rehab	13	21	19	21	0	74
ADAIR County Total:	13	21	19	21	0	74
CASEY						
Liberty Care and Rehabilitation Center	4	16	21	33	0	74
CASEY County Total:	4	16	21	33	0	74
CLINTON						
Clinton County Care and Rehabilitation Center	6	11	19	12	0	48
CLINTON County Total:	6	11	19	12	0	48

2021 ANNUAL KENTUCKY LONG TERM CARE UTILIZATION AND SERVICE REPORT

Table 15 - Facility Resident Age Distribution- Nursing Facility Beds

ADD / Facility	Under 65	65-74	75-84	Over 85	Unknown	Total
CUMBERLAND						
Cumberland Valley Manor	9	8	25	17	0	59
CUMBERLAND County Total:	9	8	25	17	0	59
GREEN						
Green Hill Rehabilitation and Care	7	19	27	38	0	91
McDowell Skilled Nursing Facility	0	0	0	0	0	0
GREEN County Total:	7	19	27	38	0	91
MCCREARY						
Signature Healthcare of McCreary County Rehab	11	7	15	15	0	48
MCCREARY County Total:	11	7	15	15	0	48
PULASKI						
Cumberland Nursing and Rehabilitation Center	7	14	23	29	0	73
Lake Cumberland Regional Hospital SCU	2	4	1	3	0	10
Somerset Nursing and Rehabilitation Facility	8	21	32	48	0	109
Somerwoods Nursing and Rehabilitation	21	28	27	19	0	95
PULASKI County Total:	38	67	83	99	0	287
RUSSELL						
Fair Oaks Health Systems	8	13	27	25	0	73
RUSSELL County Total:	8	13	27	25	0	73
TAYLOR						
Campbellsville Nursing and Rehabilitation	3	9	18	22	0	52

2021 ANNUAL KENTUCKY LONG TERM CARE UTILIZATION AND SERVICE REPORT

Table 15 - Facility Resident Age Distribution- Nursing Facility Beds

ADD / Facility	Under 65	65-74	75-84	Over 85	Unknown	Total
The Grandview Nursing and Rehabilitation Facility	7	7	30	35	0	79
TAYLOR County Total:	10	16	48	57	0	131
WAYNE						
Hicks Golden Years Nursing Home	8	11	13	17	0	49
WAYNE County Total:	8	11	13	17	0	49
ADD: 14 Total	114	189	297	334	0	934
ADD:15						
ANDERSON						
Signature Healthcare at Heritage Hall Rehab	12	16	29	24	0	81
ANDERSON County Total:	12	16	29	24	0	81
BOURBON						
Bourbon Heights	3	10	22	23	0	58
BOURBON County Total:	3	10	22	23	0	58
BOYLE						
Danville Center For Health	8	19	21	20	0	68
Landmark of Danville Rehabilitation and Nursing Center, LLC	4	7	31	26	0	68
BOYLE County Total:	12	26	52	46	0	136
CLARK						
Clark Regional Medical Center Transitional Care Unit	0	3	6	5	0	14
Fountain Circle Care and Rehab Ctr	26	35	39	28	0	128
CLARK County Total:	26	38	45	33	0	142

2021 ANNUAL KENTUCKY LONG TERM CARE UTILIZATION AND SERVICE REPORT

Table 15 - Facility Resident Age Distribution- Nursing Facility Beds

ADD / Facility	Under 65	65-74	75-84	Over 85	Unknown	Total
ESTILL						
Irvine Nursing and Rehabilitation	9	14	23	27	0	73
ESTILL County Total:	9	14	23	27	0	73
FAYETTE						
Bluegrass Care and Rehabilitation Center	10	38	38	20	0	106
Cambridge Place	10	23	24	26	0	83
Cardinal Hill Rehab Unit	3	11	12	5	0	31
Homestead Post Acute	8	40	46	30	0	124
Lexington Country Place	1	5	16	40	0	62
Lexington Premier Nursing and Rehab, LLC	7	12	23	34	0	76
Mayfair Manor	12	15	26	27	0	80
Northpoint Lexington Healthcare Center	8	28	43	39	0	118
Pine Meadows Post Acute	18	32	39	16	0	105
Sayre Christian Village Nursing Home	3	9	31	74	0	117
Signature Healthcare At Tanbark Rehab	1	4	9	11	0	25
The Willows at Fritz Farm	2	4	18	29	0	53
The Willows at Hamburg	1	5	9	37	0	52
Willows at Citation	1	5	18	24	0	48
FAYETTE County Total:	85	231	352	412	0	1,080
FRANKLIN						
Bradford Square Center	26	19	23	18	0	86
Frankfort Rehab and Care	7	12	30	21	0	70
FRANKLIN County Total:	33	31	53	39	0	156

2021 ANNUAL KENTUCKY LONG TERM CARE UTILIZATION AND SERVICE REPORT

Table 15 - Facility Resident Age Distribution- Nursing Facility Beds

ADD / Facility	Under 65	65-74	75-84	Over 85	Unknown	Total
GARRARD						
Landmark of Lancaster Rehabilitation and Nursing	12	15	27	36	0	90
GARRARD County Total:	12	15	27	36	0	90
HARRISON						
Cedar Ridge Health Campus	1	6	11	27	0	45
Edgemont Healthcare	22	17	14	8	0	61
Grand Haven Nursing Home	12	13	11	9	0	45
HARRISON County Total:	35	36	36	44	0	151
JESSAMINE						
Nicholasville Nursing and Rehabilitation	14	13	18	16	0	61
Thomson Hood Veterans Center	7	15	31	45	0	98
JESSAMINE County Total:	21	28	49	61	0	159
LINCOLN						
Stanford Care and Rehab	27	25	23	37	0	112
LINCOLN County Total:	27	25	23	37	0	112
MADISON						
Berea Health and Rehabilitation	15	10	23	23	0	71
Kenwood Health and Rehabilitation Center	10	18	23	22	0	73
Madison Health and Rehabilitation Center	23	23	22	13	0	81
Telford Terrace	0	0	4	15	0	19
The Terrace Nursing and Rehabilitation	6	13	34	41	0	94
MADISON County Total:	54	64	106	114	0	338
MERCER						
Harrodsburg Health and Rehab Ctr	10	27	31	32	0	100

2021 ANNUAL KENTUCKY LONG TERM CARE UTILIZATION AND SERVICE REPORT

Table 15 - Facility Resident Age Distribution- Nursing Facility Beds

ADD / Facility	Under 65	65-74	75-84	Over 85	Unknown	Total
The Willows at Harrodsburg	3	2	13	24	0	42
MERCER County Total:	13	29	44	56	0	142
NICHOLAS						
Johnson Mathers Nursing Home	10	21	14	27	0	72
NICHOLAS County Total:	10	21	14	27	0	72
POWELL						
Stanton Nursing and Rehabilitation Center	18	16	20	11	0	65
POWELL County Total:	18	16	20	11	0	65
SCOTT						
Harborview Dover	14	12	26	25	0	77
Signature Healthcare of Georgetown	6	10	21	21	0	58
SCOTT County Total:	20	22	47	46	0	135
WOODFORD						
The Homeplace At Midway	0	0	10	12	0	22
WOODFORD County Total:	0	0	10	12	0	22
ADD: 15 Total	390	622	952	1,048	0	3,012
Statewide Total	3,187	4,507	6,165	6,096	90	20,045

2021 ANNUAL KENTUCKY LONG TERM CARE UTILIZATION AND SERVICE REPORT

Table 16 - Facility Resident Age Distribution- Personal Care Beds

ADD / Facility	Under 65	65-74	75-84	Over 85	Unknown	Total
ADD:1						
CALLOWAY						
Fern Terrace of Murray	0	0	0	0	0	0
Gardens At Hickory Woods	0	2	3	8	0	13
CALLOWAY County Total:	0	2	3	8	0	13
CARLISLE						
Countryside Center	3	2	2	1	0	8
CARLISLE County Total:	3	2	2	1	0	8
GRAVES						
Fern Terrace of Mayfield	87	37	2	0	0	126
GRAVES County Total:	87	37	2	0	0	126
HICKMAN						
Clinton Hickman County Nursing Facility	0	2	1	2	0	5
Clinton Place	2	1	1	1	0	5
HICKMAN County Total:	2	3	2	3	0	10
MCCRACKEN						
Gaither Suites at West Park	0	2	8	19	0	29
MCCRACKEN County Total:	0	2	8	19	0	29
ADD: 1 Total	92	46	17	31	0	186
ADD:2						
CALDWELL						
Highland Homes, Inc.	58	14	7	0	0	79
CALDWELL County Total:	58	14	7	0	0	79
CHRISTIAN						
Christian County Manor	22	18	2	0	0	42
Christian Health Center, Hopkinsville	0	0	0	2	0	2

2021 ANNUAL KENTUCKY LONG TERM CARE UTILIZATION AND SERVICE REPORT

Table 16 - Facility Resident Age Distribution- Personal Care Beds

ADD / Facility	Under 65	65-74	75-84	Over 85	Unknown	Total
Pennyrile Home	32	20	7	1	0	60
CHRISTIAN County Total:	54	38	9	3	0	104
CRITTENDEN						
Crittenden County Health and Rehabilitation Center	0	0	0	0	0	0
CRITTENDEN County Total:	0	0	0	0	0	0
HOPKINS						
The Homestead	46	9	2	0	0	57
HOPKINS County Total:	46	9	2	0	0	57
MUHLENBERG						
Greenville Nursing and Rehabilitation	3	2	2	0	0	7
Sparks Nursing Center	32	24	12	8	0	76
MUHLENBERG County Total:	35	26	14	8	0	83
TRIGG						
Better Senior Living	7	23	18	0	0	48
TRIGG County Total:	7	23	18	0	0	48
ADD: 2 Total	200	110	50	11	0	371
ADD:3						
DAVIESS						
Carmel Home	0	0	13	59	0	72
Cedarhurst of Owensboro	0	0	0	0	45	45
Davco Rest Home	67	11	5	0	0	83
Fern Terrace of Owensboro	18	17	11	2	0	48
Owensboro Center	2	7	0	0	0	9
DAVIESS County Total:	87	35	29	61	45	257

2021 ANNUAL KENTUCKY LONG TERM CARE UTILIZATION AND SERVICE REPORT

Table 16 - Facility Resident Age Distribution- Personal Care Beds

ADD / Facility	Under 65	65-74	75-84	Over 85	Unknown	Total
HANCOCK						
The Oaks PCH/Lewisport	41	5	2	0	0	48
HANCOCK County Total:	41	5	2	0	0	48
HENDERSON						
Henderson Manor	13	11	1	1	0	26
HENDERSON County Total:	13	11	1	1	0	26
MCLEAN						
Sunny Acres	16	3	2	0	0	21
MCLEAN County Total:	16	3	2	0	0	21
OHIO						
Beaver Dam Nursing and Rehab Center	0	0	0	0	0	0
OHIO County Total:	0	0	0	0	0	0
ADD: 3 Total	157	54	34	62	45	352
ADD:4						
ALLEN						
Cornerstone Manor	3	27	4	0	0	34
Scottsville Manor	19	6	1	0	0	26
ALLEN County Total:	22	33	5	0	0	60
BARREN						
NHC HealthCare, Glasgow	0	0	0	0	0	0
BARREN County Total:	0	0	0	0	0	0
EDMONSON						
Edmonson Center	1	1	3	1	0	6
EDMONSON County Total:	1	1	3	1	0	6

2021 ANNUAL KENTUCKY LONG TERM CARE UTILIZATION AND SERVICE REPORT

Table 16 - Facility Resident Age Distribution- Personal Care Beds

ADD / Facility	Under 65	65-74	75-84	Over 85	Unknown	Total
HART						
Hart County Manor	25	17	4	0	0	46
HART County Total:	25	17	4	0	0	46
METCALFE						
Harpers Home for the Aged	12	3	2	0	0	17
Metcalfe Health Care Center	0	0	2	1	0	3
METCALFE County Total:	12	3	4	1	0	20
SIMPSON						
Lewis Memorial Methodist Home	2	4	6	6	0	18
SIMPSON County Total:	2	4	6	6	0	18
WARREN						
Christian Health Center, Bowling Green	1	4	16	26	0	47
Fern Terrace of Bowling Green	69	23	11	0	0	103
The Haven At Massey Springs	0	0	5	11	0	16
WARREN County Total:	70	27	32	37	0	166
ADD: 4 Total	132	85	54	45	0	316
ADD:5						
GRAYSON						
Grayson Nursing and Rehabilitation	1	2	2	6	0	11
GRAYSON County Total:	1	2	2	6	0	11
HARDIN						
Signature Healthcare at North Hardin Rehab	0	0	0	0	0	0
HARDIN County Total:	0	0	0	0	0	0
MARION						
Loretto Motherhouse Infirmary	0	0	2	5	0	7

2021 ANNUAL KENTUCKY LONG TERM CARE UTILIZATION AND SERVICE REPORT

Table 16 - Facility Resident Age Distribution- Personal Care Beds

ADD / Facility	Under 65	65-74	75-84	Over 85	Unknown	Total
The Village of Lebanon II	0	0	0	2	0	2
MARION County Total:	0	0	2	7	0	9
NELSON						
Cooper Trail Senior Living	0	4	15	18	0	37
Windsor Gardens CCRC	1	1	2	14	0	18
NELSON County Total:	1	5	17	32	0	55
WASHINGTON						
Sansbury Care Center	0	0	0	2	0	2
WASHINGTON County Total:	0	0	0	2	0	2
ADD: 5 Total	2	7	21	47	0	77
ADD:6						
BULLITT						
Colonial House of Shepherdsville	16	43	2	0	0	61
Sanders Ridge Health Campus	0	3	10	12	0	25
BULLITT County Total:	16	46	12	12	0	86
JEFFERSON						
Anthology of Louisville	0	3	11	35	0	49
Barton House of Louisville 1	1	3	8	8	0	20
Belmont Village	0	8	26	58	0	92
Brookdale Stonestreet	0	0	7	8	0	15
Dominion Senior Living of Louisville	0	3	15	35	0	53
Eastern Star Home in KY	0	0	4	2	0	6
Episcopal Church Home	0	1	4	10	0	15
Forest Hills Commons	0	12	51	25	0	88
Forest Springs Health Campus	0	2	4	16	0	22
Glen Ridge Health Campus	0	1	4	15	0	20

2021 ANNUAL KENTUCKY LONG TERM CARE UTILIZATION AND SERVICE REPORT

Table 16 - Facility Resident Age Distribution- Personal Care Beds

ADD / Facility	Under 65	65-74	75-84	Over 85	Unknown	Total
Hallmark House Louisville II	0	2	8	6	0	16
Heartsong Memory Care	0	3	5	10	0	18
Little Sisters of the Poor	0	0	2	5	0	7
Louisville Protestant Altenheim	1	3	6	6	0	16
Masonic Home of Louisville	1	5	17	25	0	48
Morning Pointe Of Louisville At South Hurstbourne	1	9	22	48	0	80
Nazareth Home	0	3	14	16	0	33
Nazareth Home Clifton	0	0	2	4	0	6
Parrs at Springhurst	0	4	8	35	0	47
Rose Anna Hughes Home	0	4	8	16	0	28
Storypoint Prospect	0	0	36	0	0	36
Sunrise of Louisville	0	8	25	28	0	61
The Enclave of East Louisville	0	3	11	41	0	55
The Forum at Brookside	0	0	4	17	0	21
The Grand Senior Living	0	6	16	22	11	55
The Lantern At Morning Pointe (Louisville)	2	3	14	18	0	37
The Legacy at English Station	0	7	30	22	0	59
The Springs at Stony Brook	0	0	15	16	0	31
Treyton Oaks Towers	1	1	10	21	0	33
Wesley Manor	0	0	0	0	0	0
Westport Place Health Campus	0	2	4	17	0	23
Wickshire Blankenbaker	0	4	15	28	0	47
JEFFERSON County Total:	7	100	406	613	11	1,137
SHELBY						
Colonial Hall Manor	33	17	6	1	0	57
Masonic Home of Shelbyville	3	2	12	4	0	21
SHELBY County Total:	36	19	18	5	0	78

2021 ANNUAL KENTUCKY LONG TERM CARE UTILIZATION AND SERVICE REPORT

Table 16 - Facility Resident Age Distribution- Personal Care Beds

ADD / Facility	Under 65	65-74	75-84	Over 85	Unknown	Total
ADD: 6 Total	59	165	436	630	11	1,301
ADD:7						
BOONE						
Colonial Gardens	0	3	18	46	0	67
Dominion Senior Living of Florence	1	6	33	21	0	61
BOONE County Total:	1	9	51	67	0	128
CAMPBELL						
Carmel Manor	0	2	3	5	0	10
The Seasons at Alexandria	1	4	29	8	0	42
CAMPBELL County Total:	1	6	32	13	0	52
CARROLL						
Carrollton Manor	20	10	1	1	0	32
Valley Haven Rest Home	10	24	10	0	0	44
CARROLL County Total:	30	34	11	1	0	76
GRANT						
Jonesville Rest Home	25	0	1	0	0	26
GRANT County Total:	25	0	1	0	0	26
KENTON						
Charter Senior Living of Edgewood	1	5	33	32	0	71
Covington Ladies Home	1	4	7	5	0	17
Emerald Trace	0	0	4	0	0	4
Ivy Knoll	0	11	14	9	0	34
Madonna Manor	0	0	5	11	0	16
Regency Manor	24	24	8	2	0	58
Regency Manor North	11	14	3	0	0	28
St Charles Care Center	0	1	9	13	0	23
KENTON County Total:	37	59	83	72	0	251

2021 ANNUAL KENTUCKY LONG TERM CARE UTILIZATION AND SERVICE REPORT

Table 16 - Facility Resident Age Distribution- Personal Care Beds

ADD / Facility	Under 65	65-74	75-84	Over 85	Unknown	Total
PENDLETON						
Falmouth Personal Care Home	24	2	0	0	0	26
The Front Gate	14	5	0	0	0	19
PENDLETON County Total:	38	7	0	0	0	45
ADD: 7 Total	132	115	178	153	0	578
ADD:9						
MENIFEE						
Edgewood Estates	3	0	0	0	0	3
MENIFEE County Total:	3	0	0	0	0	3
MONTGOMERY						
Regency Memory Care	1	3	5	15	0	24
MONTGOMERY County Total:	1	3	5	15	0	24
MORGAN						
West Liberty Nursing and Rehabilitation Center	0	1	0	1	0	2
MORGAN County Total:	0	1	0	1	0	2
ADD: 9 Total	4	4	5	16	0	29
ADD:10						
BOYD						
Artrips Personal Care Home	12	3	3	0	0	18
Kings Daughters And Sons Home	2	2	14	12	0	30
BOYD County Total:	14	5	17	12	0	48
GREENUP						
Frasures Personal Care Home	37	10	4	0	0	51
Morning Pointe of Russell	1	3	17	36	0	57
The Lantern At Morning Pointe Alzheimers and Memory Care	0	3	16	26	0	45

2021 ANNUAL KENTUCKY LONG TERM CARE UTILIZATION AND SERVICE REPORT

Table 16 - Facility Resident Age Distribution- Personal Care Beds

ADD / Facility	Under 65	65-74	75-84	Over 85	Unknown	Total
Trinity Station Retirement Community	0	1	7	15	0	23
GREENUP County Total:	38	17	44	77	0	176
LAWRENCE						
The Jordan Center	0	0	0	0	0	0
LAWRENCE County Total:	0	0	0	0	0	0
ADD: 10 Total	52	22	61	89	0	224
ADD:11						
JOHNSON						
Venture Home of Paintsville	53	11	0	1	0	65
JOHNSON County Total:	53	11	0	1	0	65
MAGOFFIN						
Salyersville Nursing and Rehabilitation Center	0	0	0	0	0	0
MAGOFFIN County Total:	0	0	0	0	0	0
PIKE						
Good Shepherd Community Nursing Center	0	0	0	0	0	0
PIKE County Total:	0	0	0	0	0	0
ADD: 11 Total	53	11	0	1	0	65
ADD:12						
KNOTT						
Golden Years Rest Home	46	22	10	0	0	78
KNOTT County Total:	46	22	10	0	0	78

2021 ANNUAL KENTUCKY LONG TERM CARE UTILIZATION AND SERVICE REPORT

Table 16 - Facility Resident Age Distribution- Personal Care Beds

ADD / Facility	Under 65	65-74	75-84	Over 85	Unknown	Total
OWSLEY						
Owsley County Health Care Center	0	0	0	0	0	0
OWSLEY County Total:	0	0	0	0	0	0
ADD: 12 Total	46	22	10	0	0	78
ADD:13						
BELL						
Generations Center of Middlesboro	20	28	10	3	0	61
BELL County Total:	20	28	10	3	0	61
HARLAN						
The Laurels	40	20	4	1	0	65
HARLAN County Total:	40	20	4	1	0	65
KNOX						
Christian Health Center - Corbin	0	1	0	0	0	1
KNOX County Total:	0	1	0	0	0	1
ADD: 13 Total	60	49	14	4	0	127
ADD:14						
MCCREARY						
Cumberland Manor Rest Home	35	6	1	0	0	42
MCCREARY County Total:	35	6	1	0	0	42
PULASKI						
Bluegrass Senior Living Somerset	0	4	5	6	32	47
Crestview Personal Care	17	6	6	0	0	29
PULASKI County Total:	17	10	11	6	32	76

2021 ANNUAL KENTUCKY LONG TERM CARE UTILIZATION AND SERVICE REPORT

Table 16 - Facility Resident Age Distribution- Personal Care Beds

ADD / Facility	Under 65	65-74	75-84	Over 85	Unknown	Total
TAYLOR						
Bluegrass Way	0	1	5	4	0	10
TAYLOR County Total:	0	1	5	4	0	10
WAYNE						
Dishman Personal Care Home	19	8	2	0	0	29
Hicks Golden Years Nursing Home	0	0	0	0	0	0
WAYNE County Total:	19	8	2	0	0	29
ADD: 14 Total	71	25	19	10	32	157
ADD:15						
BOURBON						
Bourbon Heights	0	0	2	5	0	7
BOURBON County Total:	0	0	2	5	0	7
BOYLE						
McDowell Place of Danville	2	1	2	3	0	8
Morning Pointe of Danville	0	4	30	23	0	57
Walkers Trail Senior Living	2	3	7	10	0	22
BOYLE County Total:	4	8	39	36	0	87
CLARK						
BOONESBORO TRAIL SENIOR LIVING	1	4	10	21	0	36
CLARK County Total:	1	4	10	21	0	36
ESTILL						
Irvine Nursing and Rehabilitation	1	0	1	0	0	2
ESTILL County Total:	1	0	1	0	0	2
FAYETTE						
Cedarhurst of Beaumont	0	4	20	48	0	72
Central Ky Recovery Center Unit 1	0	0	0	0	0	0

2021 ANNUAL KENTUCKY LONG TERM CARE UTILIZATION AND SERVICE REPORT

Table 16 - Facility Resident Age Distribution- Personal Care Beds

ADD / Facility	Under 65	65-74	75-84	Over 85	Unknown	Total
Central KY Recovery Center Unit 2	14	1	0	0	0	15
Lantern at Morning Pointe Alz and Memory Care	1	8	11	11	0	31
Legacy Reserve at Fritz Farm	2	5	23	22	0	52
Lexington Country Place	1	0	7	12	0	20
Mayfair Village Retirement Center	0	0	1	6	0	7
Morning Pointe of Lexington	1	6	17	37	0	61
Morning Pointe of Lexington East	1	5	13	11	24	54
PRESTON GREENS SENIOR LIVING	1	2	26	16	0	45
Richmond Place Senior Living	1	6	17	33	0	57
Signature Healthcare At Tanbark Rehab	0	1	6	11	0	18
The Breckinridge	1	3	4	3	0	11
The Legacy at the Willows	0	3	2	9	0	14
The Willows at Fritz Farm	0	2	2	16	0	20
The Willows at Hamburg	0	3	4	18	0	25
Willows at Citation	1	2	5	18	0	26
FAYETTE County Total:	24	51	158	271	24	528
FRANKLIN						
Dominion Senior Living of Frankfort	0	2	13	40	0	55
Morning Pointe of Frankfort	1	5	7	30	0	43
The Lantern at Morning Pointe of Frankfort	0	4	11	26	0	41
FRANKLIN County Total:	1	11	31	96	0	139
HARRISON						
Cedar Ridge Health Campus	1	2	5	19	0	27
Parkside Manor	31	14	4	1	0	50
Shady Lawn Home	45	23	7	0	0	75
HARRISON County Total:	77	39	16	20	0	152

2021 ANNUAL KENTUCKY LONG TERM CARE UTILIZATION AND SERVICE REPORT

Table 16 - Facility Resident Age Distribution- Personal Care Beds

ADD / Facility	Under 65	65-74	75-84	Over 85	Unknown	Total
JESSAMINE						
Bridgepointe At Ashgrove Woods	0	3	11	33	0	47
Rose Terrace Lodge	19	14	5	0	0	38
Wesley Village	0	0	3	17	0	20
JESSAMINE County Total:	19	17	19	50	0	105
LINCOLN						
Waynesburg Manor	17	7	2	0	0	26
LINCOLN County Total:	17	7	2	0	0	26
MADISON						
Dominion Senior Living of Richmond	0	5	7	34	0	46
Morning Pointe of Richmond	0	2	9	13	0	24
Telford Terrace	0	0	0	8	0	8
MADISON County Total:	0	7	16	55	0	78
MERCER						
The Willows at Harrodsburg	1	0	5	21	7	34
MERCER County Total:	1	0	5	21	7	34
POWELL						
Stanton Nursing and Rehabilitation Center	0	0	0	1	0	1
POWELL County Total:	0	0	0	1	0	1
SCOTT						
The Meadows At Windsor Gardens	0	0	1	6	0	7
SCOTT County Total:	0	0	1	6	0	7
WOODFORD						
Daisy Hill Senior Living	0	1	1	12	0	14
Taylor Manor Nursing Home	0	0	1	2	0	3

2021 ANNUAL KENTUCKY LONG TERM CARE UTILIZATION AND SERVICE REPORT

Table 16 - Facility Resident Age Distribution- Personal Care Beds

ADD / Facility	Under 65	65-74	75-84	Over 85	Unknown	Total
The Homeplace At Midway	0	0	0	5	3	8
WOODFORD County Total:	0	1	2	19	3	25
ADD: 15 Total	145	145	302	601	34	1,227
Statewide Total	1,205	860	1,201	1,700	122	5,088

2021 ANNUAL KENTUCKY LONG TERM CARE UTILIZATION AND SERVICE REPORT

Table 17 - Facility Resident Age Distribution- Nursing Home (CCRC) Beds

ADD / Facility	Under 65	65-74	75-84	Over 85	Unknown	Total
ADD:2						
CHRISTIAN						
Christian Health Center, Hopkinsville	0	0	0	0	0	0
CHRISTIAN County Total:	0	0	0	0	0	0
ADD: 2 Total	0	0	0	0	0	0
ADD:3						
UNION						
Breckinridge Place	0	0	1	4	0	5
UNION County Total:	0	0	1	4	0	5
ADD: 3 Total	0	0	1	4	0	5
ADD:4						
WARREN						
Christian Health Center, Bowling Green	0	0	7	16	0	23
WARREN County Total:	0	0	7	16	0	23
ADD: 4 Total	0	0	7	16	0	23
ADD:5						
MARION						
The Village of Lebanon II	0	0	4	1	0	5
MARION County Total:	0	0	4	1	0	5
ADD: 5 Total	0	0	4	1	0	5
ADD:6						
JEFFERSON						
Christian Health Center of Louisville	0	1	1	0	0	2
Episcopal Church Home	0	0	0	0	0	0
Louisville Protestant Altenheim	0	0	2	3	0	5
Nazareth Home Clifton	0	0	5	1	0	6

2021 ANNUAL KENTUCKY LONG TERM CARE UTILIZATION AND SERVICE REPORT

Table 17 - Facility Resident Age Distribution- Nursing Home (CCRC) Beds

ADD / Facility	Under 65	65-74	75-84	Over 85	Unknown	Total
The Forum at Brookside	0	0	0	0	0	0
JEFFERSON County Total:	0	1	8	4	0	13
ADD: 6 Total	0	1	8	4	0	13
ADD:7						
KENTON						
Madonna Manor	0	0	0	1	0	1
KENTON County Total:	0	0	0	1	0	1
ADD: 7 Total	0	0	0	1	0	1
ADD:10						
GREENUP						
Trinity Station Retirement Community	0	0	2	8	0	10
GREENUP County Total:	0	0	2	8	0	10
ADD: 10 Total	0	0	2	8	0	10
ADD:13						
KNOX						
Christian Health Center - Corbin	0	0	0	1	0	1
KNOX County Total:	0	0	0	1	0	1
LAUREL						
Laurel Heights Home for the Elderly	0	4	5	8	0	17
LAUREL County Total:	0	4	5	8	0	17
ADD: 13 Total	0	4	5	9	0	18

2021 ANNUAL KENTUCKY LONG TERM CARE UTILIZATION AND SERVICE REPORT

Table 17 - Facility Resident Age Distribution- Nursing Home (CCRC) Beds

ADD / Facility	Under 65	65-74	75-84	Over 85	Unknown	Total
ADD:14						
PULASKI						
The Neighborhood Nursing Facility	0	1	4	5	0	10
PULASKI County Total:	0	1	4	5	0	10
ADD: 14 Total	0	1	4	5	0	10
ADD:15						
FAYETTE						
Sayre Christian Village Nursing Home	0	2	4	1	0	7
The Willows at Hamburg	0	0	3	6	0	9
FAYETTE County Total:	0	2	7	7	0	16
HARRISON						
Cedar Ridge Health Campus	0	0	0	5	0	5
HARRISON County Total:	0	0	0	5	0	5
JESSAMINE						
Wesley Village	0	0	2	23	0	25
JESSAMINE County Total:	0	0	2	23	0	25
MADISON						
Telford Terrace	0	0	0	1	0	1
MADISON County Total:	0	0	0	1	0	1
WOODFORD						
The Homeplace At Midway	0	0	1	4	0	5
WOODFORD County Total:	0	0	1	4	0	5
ADD: 15 Total	0	2	10	40	0	52
Statewide Total	0	8	41	88	0	137

2021 ANNUAL KENTUCKY LONG TERM CARE UTILIZATION AND SERVICE REPORT

Table 18 - Facility Resident Age Distribution- Nursing Home (Non-CCRC) Beds

ADD / Facility	Under 65	65-74	75-84	Over 85	Unknown	Total
ADD:3						
DAVIESS						
Hermitage Care and Rehabilitation Center	0	2	6	10	0	18
DAVIESS County Total:	0	2	6	10	0	18
WEBSTER						
Shemwell Nursing Home	1	2	5	11	0	19
WEBSTER County Total:	1	2	5	11	0	19
ADD: 3 Total	1	4	11	21	0	37
ADD:4						
WARREN						
Christian Health Center, Bowling Green	0	0	0	0	0	0
WARREN County Total:	0	0	0	0	0	0
ADD: 4 Total	0	0	0	0	0	0
ADD:5						
MARION						
The Village of Lebanon II	0	3	2	10	0	15
MARION County Total:	0	3	2	10	0	15
ADD: 5 Total	0	3	2	10	0	15
ADD:7						
KENTON						
Madonna Manor	0	0	0	0	0	0
KENTON County Total:	0	0	0	0	0	0
ADD: 7 Total	0	0	0	0	0	0

2021 ANNUAL KENTUCKY LONG TERM CARE UTILIZATION AND SERVICE REPORT

Table 18 - Facility Resident Age Distribution- Nursing Home (Non-CCRC) Beds

ADD / Facility	Under 65	65-74	75-84	Over 85	Unknown	Total
ADD:15						
BOURBON						
Bourbon Heights	0	0	8	20	0	28
BOURBON County Total:	0	0	8	20	0	28
FAYETTE						
Mayfair Manor	0	0	0	0	0	0
The Willows at Hamburg	0	0	0	0	0	0
FAYETTE County Total:	0	0	0	0	0	0
MERCER						
The Willows at Harrodsburg	0	0	0	0	0	0
MERCER County Total:	0	0	0	0	0	0
WOODFORD						
Taylor Manor Nursing Home	0	2	9	15	0	26
The Homeplace At Midway	0	0	0	0	0	0
WOODFORD County Total:	0	2	9	15	0	26
ADD: 15 Total	0	2	17	35	0	54
Statewide Total	1	9	30	66	0	106

2021 ANNUAL KENTUCKY LONG TERM CARE UTILIZATION AND SERVICE REPORT

Table 19 - Facility Resident Age Distribution- Intermediate Care Beds

ADD / Facility	Under 65	65-74	75-84	Over 85	Unknown	Total
ADD:3						
WEBSTER						
Shemwell Nursing Home	0	0	0	1	0	1
WEBSTER County Total:	0	0	0	1	0	1
ADD: 3 Total	0	0	0	1	0	1
ADD:4						
WARREN						
Christian Health Center, Bowling Green	0	1	0	0	0	1
WARREN County Total:	0	1	0	0	0	1
ADD: 4 Total	0	1	0	0	0	1
ADD:6						
JEFFERSON						
Eastern Star Home in KY	1	2	4	9	0	16
Louisville Protestant Altenheim	0	2	5	8	0	15
The Forum at Brookside	0	0	0	0	0	0
JEFFERSON County Total:	1	4	9	17	0	31
ADD: 6 Total	1	4	9	17	0	31
ADD:15						
HARRISON						
Cedar Ridge Health Campus	0	0	0	2	0	2
HARRISON County Total:	0	0	0	2	0	2
JESSAMINE						
Wesley Village	0	0	0	1	0	1
JESSAMINE County Total:	0	0	0	1	0	1
MADISON						
Telford Terrace	0	0	0	2	0	2
MADISON County Total:	0	0	0	2	0	2

2021 ANNUAL KENTUCKY LONG TERM CARE UTILIZATION AND SERVICE REPORT

Table 19 - Facility Resident Age Distribution- Intermediate Care Beds

ADD / Facility	Under 65	65-74	75-84	Over 85	Unknown	Total
WOODFORD						
Taylor Manor Nursing Home	0	0	1	3	0	4
WOODFORD County Total:	0	0	1	3	0	4
ADD: 15 Total	0	0	1	8	0	9
Statewide Total	1	5	10	26	0	42

2021 ANNUAL KENTUCKY LONG TERM CARE UTILIZATION AND SERVICE REPORT

Table 20 - Facility Resident Age Distribution- Alzheimer Facility Beds

ADD / Facility	Under 65	65-74	75-84	Over 85	Unknown	Total
ADD:3						
DAVIESS						
Wellington Parc of Owensboro	0	6	17	21	0	44
DAVIESS County Total:	0	6	17	21	0	44
ADD: 3 Total	0	6	17	21	0	44
ADD:4						
WARREN						
Magnolia Village	1	2	19	27	0	49
WARREN County Total:	1	2	19	27	0	49
ADD: 4 Total	1	2	19	27	0	49
Statewide Total	1	8	36	48	0	93

2021 ANNUAL KENTUCKY LONG TERM CARE UTILIZATION AND SERVICE REPORT

Table 21 - Facility Resident Age Distribution- ICF/IID Beds

ADD / Facility	Under 65	65-74	75-84	Over 85	Unknown	Total
ADD:2						
CHRISTIAN						
Outwood ICF/IID	26	6	1	0	0	33
CHRISTIAN County Total:	26	6	1	0	0	33
ADD: 2 Total	26	6	1	0	0	33
ADD:3						
DAVIESS						
Wendell Fosters Campus for Developmental Disabilit	54	7	2	0	0	63
DAVIESS County Total:	54	7	2	0	0	63
ADD: 3 Total	54	7	2	0	0	63
ADD:6						
BULLITT						
Meadows ICF/IID	7	1	0	0	0	8
BULLITT County Total:	7	1	0	0	0	8
HENRY						
Cedar Lake Lodge Park Place I	5	1	2	0	0	8
Cedar Lake Lodge Park Place II	7	1	0	0	0	8
HENRY County Total:	12	2	2	0	0	16
JEFFERSON						
Bingham Gardens	19	1	0	0	0	20
Del Maria ICF/IID	6	1	0	1	0	8
Hazelwood Center	41	9	2	0	0	52
JEFFERSON County Total:	66	11	2	1	0	80
OLDHAM						
Cedar Lake Lodge	54	7	2	0	0	63
Cedar Lake Lodge Sycamore Run I	4	0	0	0	0	4

2021 ANNUAL KENTUCKY LONG TERM CARE UTILIZATION AND SERVICE REPORT

Table 21 - Facility Resident Age Distribution- ICF/IID Beds

ADD / Facility	Under 65	65-74	75-84	Over 85	Unknown	Total
Cedar Lake Lodge Sycamore Run II	4	0	0	0	0	4
Windsong ICF/IID	5	3	0	0	0	8
OLDHAM County Total:	67	10	2	0	0	79
ADD: 6 Total	152	24	6	1	0	183
ADD:14						
PULASKI						
Oakwood ICF/IID Unit 1	29	11	3	0	0	43
Oakwood ICF/IID Unit 2	21	0	0	0	0	21
Oakwood ICF/IID Unit 3	21	0	0	0	0	21
Oakwood ICF/IID Unit 4	18	3	0	0	0	21
PULASKI County Total:	89	14	3	0	0	106
ADD: 14 Total	89	14	3	0	0	106
Statewide Total	321	51	12	1	0	385

KENTUCKY ANNUAL LONG-TERM CARE SERVICES REPORT



KENTUCKY CABINET FOR
HEALTH AND FAMILY SERVICES

SECTION IV: PATIENT DEATH
DISTRIBUTION DATA

Table 22 - Facility Resident Death Distribution- Nursing Facility Beds 2021

ADD / Facility	Under 65	65-74	75-84	Over 85	Unknown	Total
ADD:1						
BALLARD						
Life Care Center of LaCenter	1	2	9	11	0	23
BALLARD County Total:	1	2	9	11	0	23
CALLOWAY						
Spring Creek Health Care	1	2	8	12	0	23
CALLOWAY County Total:	1	2	8	12	0	23
CARLISLE						
Countryside Center	1	5	8	9	0	23
CARLISLE County Total:	1	5	8	9	0	23
FULTON						
Fulton Nursing and Rehab	4	5	8	4	0	21
FULTON County Total:	4	5	8	4	0	21
GRAVES						
Green Acres Health Care	2	2	6	8	0	18
Mayfield Health and Rehabilitation	4	6	7	19	0	36
Mills Nursing and Rehabilitation	1	6	17	14	0	38
GRAVES County Total:	7	14	30	41	0	92
HICKMAN						
Clinton Hickman County Nursing Facility	1	1	3	8	0	13
Clinton Place	3	4	7	11	0	25
HICKMAN County Total:	4	5	10	19	0	38
MARSHALL						
Calvert City Convalescent Center	0	2	9	23	0	34
Lake Way Nursing and Rehabilitation Center	1	4	11	18	0	34

Table 22 - Facility Resident Death Distribution- Nursing Facility Beds 2021

ADD / Facility	Under 65	65-74	75-84	Over 85	Unknown	Total
Oakview Nursing and Rehabilitation Center	3	2	15	16	0	36
MARSHALL County Total:	4	8	35	57	0	104
MCCRACKEN						
Baptist Health Paducah	0	0	0	0	0	0
Parkview Nursing and Rehabilitation Center (Paducah)	5	10	12	39	0	66
Providence Pointe Healthcare	0	0	0	0	39	39
River Haven Nursing and Rehab	2	6	2	3	0	13
Stonecreek Health and Rehab	4	7	14	17	0	42
MCCRACKEN County Total:	11	23	28	59	39	160
ADD: 1 Total	33	64	136	212	39	484
ADD:2						
CALDWELL						
Princeton Health and Rehab Center	2	4	14	13	0	33
CALDWELL County Total:	2	4	14	13	0	33
CHRISTIAN						
Bradford Heights Health and Rehab Center	3	7	7	13	0	30
Christian Health Center, Hopkinsville	0	8	14	24	0	46
Christian Heights Nursing and Rehabilitation Center	2	1	2	1	0	6
Covington Convalescent Center	0	6	2	4	0	12
Western State Nursing Facility	0	4	5	5	0	14
CHRISTIAN County Total:	5	26	30	47	0	108
CRITTENDEN						
Crittenden County Health and Rehabilitation Center	3	3	14	12	0	32
CRITTENDEN County Total:	3	3	14	12	0	32

Table 22 - Facility Resident Death Distribution- Nursing Facility Beds 2021

ADD / Facility	Under 65	65-74	75-84	Over 85	Unknown	Total
HOPKINS						
Baptist Health Madisonville	0	0	0	0	0	0
Brighton Cornerstone Health Care	1	2	7	4	0	14
Dawson Springs Health And Rehab Ctr	0	6	5	4	0	15
Hillside Center	0	4	2	9	0	15
Joseph Eddie Ballard Western Kentucky Veterans Ctr	0	3	4	23	0	30
Madisonville Health and Rehabilitation	5	7	14	15	0	41
Ridgewood Terrace Nursing Home	1	4	11	21	0	37
Tradewater Pointe	0	3	3	5	0	11
HOPKINS County Total:	7	29	46	81	0	163
LIVINGSTON						
Salem Springlake Health and Rehabilitation Center	6	4	6	3	0	19
LIVINGSTON County Total:	6	4	6	3	0	19
LYON						
Landmark of Kuttawa	0	3	6	4	0	13
River's Bend Retirement Community	1	2	4	13	0	20
LYON County Total:	1	5	10	17	0	33
MUHLENBERG						
Greenville Nursing and Rehabilitation	1	0	10	7	0	18
Maple Health and Rehabilitation	2	6	3	10	0	21
Owensboro Health Muhlenberg Community Hospital Long Term Care	0	2	3	1	0	6
MUHLENBERG County Total:	3	8	16	18	0	45
TODD						
Hearthstone Place	0	1	4	7	0	12
TODD County Total:	0	1	4	7	0	12

Table 22 - Facility Resident Death Distribution- Nursing Facility Beds 2021

ADD / Facility	Under 65	65-74	75-84	Over 85	Unknown	Total
TRIGG						
Shady Lawn Nursing and Rehabilitation Center	0	2	6	11	0	19
TRIGG County Total:	0	2	6	11	0	19
ADD: 2 Total	27	82	146	209	0	464
ADD:3						
DAVIESS						
Carmel Home	0	0	1	17	0	18
Hermitage Care and Rehabilitation Center	0	4	3	22	0	29
Owensboro Center	0	1	3	3	0	7
Signature Healthcare at Hillcrest	0	0	0	0	32	32
The Transitional Care Center of Owensboro	0	0	2	1	0	3
Twin Rivers Nursing and Rehab Center	4	6	10	7	0	27
Wellington Parc of Owensboro	0	0	3	6	0	9
DAVIESS County Total:	4	11	22	56	32	125
HANCOCK						
Heartland Villa Center	0	1	7	5	0	13
HANCOCK County Total:	0	1	7	5	0	13
HENDERSON						
Henderson Nursing and Rehabilitation Center	1	7	2	2	0	12
Redbanks	2	12	17	15	0	46
HENDERSON County Total:	3	19	19	17	0	58
MCLEAN						
Riverside Care and Rehab Ctr	2	5	6	8	0	21
MCLEAN County Total:	2	5	6	8	0	21

Table 22 - Facility Resident Death Distribution- Nursing Facility Beds 2021

ADD / Facility	Under 65	65-74	75-84	Over 85	Unknown	Total
OHIO						
Beaver Dam Nursing and Rehab Center	0	0	0	0	0	0
Fordsville Nursing and Rehabilitation Center	6	1	3	1	0	11
Signature Healthcare of Hartford Rehab and Wellnes	3	4	15	15	0	37
OHIO County Total:	9	5	18	16	0	48
UNION						
Breckinridge Place	0	0	0	0	0	0
Morganfield Nursing and Rehabilitation Center	0	4	0	5	0	9
UNION County Total:	0	4	0	5	0	9
WEBSTER						
Redbanks Colonial Terrace	0	1	7	9	0	17
WEBSTER County Total:	0	1	7	9	0	17
ADD: 3 Total	18	46	79	116	32	291
ADD:4						
ALLEN						
Cal Turner Rehab and Specialty Care	3	12	6	18	0	39
ALLEN County Total:	3	12	6	18	0	39
BARREN						
Barren County Nursing and Rehab	5	8	14	23	0	50
Glasgow State Nursing Facility	2	7	4	1	0	14
Glenview Health Care Facility	0	0	2	5	0	7
NHC HealthCare, Glasgow	4	7	24	20	0	55
Signature Healthcare of Glasgow	1	3	7	2	0	13
T J Samson Community Hospital Skilled Nursing Unit	0	0	0	0	0	0
BARREN County Total:	12	25	51	51	0	139

Table 22 - Facility Resident Death Distribution- Nursing Facility Beds 2021

ADD / Facility	Under 65	65-74	75-84	Over 85	Unknown	Total
BUTLER						
Morgantown Care and Rehabilitation Center	4	9	4	12	0	29
BUTLER County Total:	4	9	4	12	0	29
EDMONSON						
Edmonson Center	2	3	2	12	0	19
EDMONSON County Total:	2	3	2	12	0	19
HART						
Signature Healthcare of Hart County	3	2	11	7	0	23
HART County Total:	3	2	11	7	0	23
LOGAN						
Auburn Health Care	0	1	1	7	0	9
Creekwood Place Nursing and Rehab Center	0	3	8	7	0	18
LOGAN County Total:	0	4	9	14	0	27
METCALFE						
Metcalfe Health Care Center	0	2	5	8	0	15
METCALFE County Total:	0	2	5	8	0	15
MONROE						
Signature HealthCare of Monroe County Rehab	0	0	5	5	0	10
MONROE County Total:	0	0	5	5	0	10
SIMPSON						
Franklin-Simpson Nursing and Rehabilitation	4	5	11	9	0	29
SIMPSON County Total:	4	5	11	9	0	29

Table 22 - Facility Resident Death Distribution- Nursing Facility Beds 2021

ADD / Facility	Under 65	65-74	75-84	Over 85	Unknown	Total
WARREN						
Bowling Green Nursing and Rehabilitation	5	4	7	7	0	23
Christian Health Center, Bowling Green	0	0	2	2	0	4
Colonial Center	0	0	3	10	0	13
Greenwood Nursing and Rehabilitation	2	3	9	31	0	45
Hopkins Center	1	5	8	10	0	24
Signature Healthcare Bowling Green	3	5	11	15	0	34
WARREN County Total:	11	17	40	75	0	143
ADD: 4 Total	39	79	144	211	0	473
ADD:5						
BRECKINRIDGE						
Breckinridge Memorial Nursing Facility	0	0	4	5	0	9
Hardinsburg Nursing and Rehabilitation	0	4	11	21	0	36
BRECKINRIDGE County Total:	0	4	15	26	0	45
GRAYSON						
Grayson Nursing and Rehabilitation	0	3	7	11	0	21
Spring View Health and Rehab Center	2	11	15	6	0	34
GRAYSON County Total:	2	14	22	17	0	55
HARDIN						
Elizabethtown Nursing and Rehab	4	2	9	5	0	20
Helmwood Healthcare Center	0	0	7	19	0	26
Kensington Center	2	11	12	11	0	36
Nursing Facility of Hardin Memorial Hospital	0	1	0	1	0	2
Radcliff Veterans Center	1	0	9	12	0	22
Signature Healthcare at North Hardin Rehab	5	11	13	15	0	44
Signature Healthcare of Elizabethtown	4	7	9	11	0	31
HARDIN County Total:	16	32	59	74	0	181

Table 22 - Facility Resident Death Distribution- Nursing Facility Beds 2021

ADD / Facility	Under 65	65-74	75-84	Over 85	Unknown	Total
LARUE						
Sunrise Manor Nursing Home	4	3	22	25	0	54
LARUE County Total:	4	3	22	25	0	54
MARION						
Cedars Of Lebanon Nursing Center	0	3	5	2	0	10
Loretto Motherhouse Infirmary	0	1	3	16	0	20
The Village of Lebanon II	0	0	0	0	0	0
Village of Lebanon II (NF)	0	0	0	6	0	6
MARION County Total:	0	4	8	24	0	36
MEADE						
Brandenburg Nursing and Rehabilitation	2	2	9	7	0	20
MEADE County Total:	2	2	9	7	0	20
NELSON						
Flaget Memorial Hospital NF	0	0	0	0	0	0
Landmark of Bardstown Rehab and Nursing	0	8	15	12	0	35
Signature Healthcare At Colonial Rehab	2	2	1	6	0	11
NELSON County Total:	2	10	16	18	0	46
WASHINGTON						
Sansbury Care Center	0	0	3	5	0	8
Springfield Nursing and Rehabilitation Center	4	1	5	6	0	16
WASHINGTON County Total:	4	1	8	11	0	24
ADD: 5 Total	30	70	159	202	0	461
ADD:6						
BULLITT						
Bedrock HC at Green Meadows	9	6	17	14	0	46

Table 22 - Facility Resident Death Distribution- Nursing Facility Beds 2021

ADD / Facility	Under 65	65-74	75-84	Over 85	Unknown	Total
Sanders Ridge Health Campus	0	2	10	15	0	27
BULLITT County Total:	9	8	27	29	0	73
HENRY						
New Castle Nursing and Rehab	1	1	8	9	0	19
HENRY County Total:	1	1	8	9	0	19
JEFFERSON						
Cherokee Park Rehabilitation	0	2	6	2	0	10
Christian Health Center of Louisville	2	7	8	13	0	30
Clifton Oaks Care Center	0	6	12	11	0	29
Episcopal Church Home	0	2	5	23	0	30
Essex Nursing and Rehabilitation Center	6	8	8	12	0	34
Forest Springs Health Campus	1	1	15	21	0	38
Franciscan Health Care Center	0	1	4	17	0	22
Glen Ridge Health Campus	0	1	3	11	0	15
Highlands Nursing and Rehabilitation Center	0	3	4	3	0	10
Hillcreek Rehabilitation and Care	0	7	5	11	0	23
Home of the Innocents	1	0	0	0	0	1
Jeffersontown Rehabilitation	1	2	10	4	0	17
Kindred Hospital - Louisville	5	7	1	1	0	14
Kindred Nursing and Rehabilitation- Bashford	0	0	0	0	0	0
Klondike Center	0	0	2	1	0	3
Landmark of Iroquois Park and Nursing Center	9	19	28	17	0	73
Landmark of Louisville Rehab and Nursing	7	7	8	5	0	27
Landmark of River City Rehabilitation and Nursing	2	3	4	0	0	9
Little Sisters of the Poor	0	1	1	7	0	9

Table 22 - Facility Resident Death Distribution- Nursing Facility Beds 2021

ADD / Facility	Under 65	65-74	75-84	Over 85	Unknown	Total
Louisville East Post Acute	2	7	9	11	0	29
Lyndon Woods Care and Rehabilitation	1	6	5	8	0	20
Masonic Home of Louisville	4	12	14	38	0	68
Nazareth Home	0	2	17	41	33	93
Nazareth Home Clifton	0	7	37	30	0	74
Park Terrace Health Campus	0	1	9	17	0	27
Regency Center	2	0	3	11	0	16
Regis Woods	5	2	3	8	0	18
Rivers Edge Nursing and Rehabilitation Center	1	9	8	9	0	27
Seneca Place	3	3	2	9	0	17
Signature Healthcare at Glenview	0	0	0	0	0	0
Signature Healthcare At Jefferson Manor Rehab	0	4	13	17	0	34
Signature Healthcare at Jefferson Place Rehab	0	0	6	15	0	21
Signature Healthcare at Meadowview Rehab	0	0	0	0	0	0
Signature Healthcare At Rockford Rehab	1	5	9	6	0	21
Signature Healthcare at St Mary Elizabeth Hosp	0	1	3	5	0	9
Signature Healthcare of East Louisville	7	6	6	12	0	31
Signature Healthcare of South Louisville	3	11	18	10	0	42
Springhurst Health and Rehab	0	2	5	21	0	28
St Matthews Care Center	5	19	15	12	0	51
Summerfield Rehab and Wellness	4	4	6	6	0	20
Sycamore Heights Health and Rehab	10	3	8	4	0	25
The Forum at Brookside	0	0	0	5	0	5
The Springs at Stony Brook	0	2	4	15	0	21
Treyton Oaks Towers	0	0	6	27	0	33
Valhalla Post Acute	3	7	7	19	0	36
Wesley Manor	0	0	0	0	0	0

Table 22 - Facility Resident Death Distribution- Nursing Facility Beds 2021

ADD / Facility	Under 65	65-74	75-84	Over 85	Unknown	Total
Westport Place Health Campus	0	2	6	9	0	17
JEFFERSON County Total:	85	192	343	524	33	1,177
OLDHAM						
Baptist Health La Grange	0	1	0	1	0	2
Friendship Health and Rehab	0	0	0	0	0	0
Richwood Nursing and Rehab	3	5	3	12	0	23
OLDHAM County Total:	3	6	3	13	0	25
SHELBY						
Crestview Center	0	0	2	11	0	13
Masonic Home of Shelbyville	0	4	4	21	0	29
SHELBY County Total:	0	4	6	32	0	42
SPENCER						
Signature Healthcare of Spencer County	2	2	9	6	0	19
SPENCER County Total:	2	2	9	6	0	19
TRIMBLE						
Bedford Springs Health and Rehabilitation	4	3	2	11	0	20
TRIMBLE County Total:	4	3	2	11	0	20
ADD: 6 Total	104	216	398	624	33	1,375
ADD:7						
BOONE						
Boonespring Transitional Care Center	3	13	21	22	0	59
Bridgepoint Care and Rehabilitation Center	9	7	7	5	0	28
Florence Park Care Center	4	12	10	15	0	41
BOONE County Total:	16	32	38	42	0	128
CAMPBELL						
Carmel Manor	0	1	8	31	0	40
Coldspring Transitional Care Center	1	8	9	9	0	27

Table 22 - Facility Resident Death Distribution- Nursing Facility Beds 2021

ADD / Facility	Under 65	65-74	75-84	Over 85	Unknown	Total
Highlandspring of Ft Thomas	2	3	17	29	0	51
St Elizabeth Florence SNF	0	0	0	3	0	3
St Elizabeth FT Thomas SNF	0	2	4	5	0	11
The Seasons at Alexandria	2	4	20	17	0	43
CAMPBELL County Total:	5	18	58	94	0	175
CARROLL						
Signature Healthcare of Carrollton Rehab	2	7	6	10	0	25
CARROLL County Total:	2	7	6	10	0	25
GALLATIN						
Gallatin Nursing and Rehab	3	7	7	13	0	30
GALLATIN County Total:	3	7	7	13	0	30
GRANT						
Grant Center	1	2	2	4	0	9
GRANT County Total:	1	2	2	4	0	9
KENTON						
Emerald Trace	0	0	8	20	0	28
Madonna Manor	0	0	5	24	0	29
Rosedale Green	0	3	16	42	0	61
The Pavilion at Kenton	0	1	1	3	0	5
Village Care Center	0	0	8	24	0	32
Villaspring of Erlanger	3	12	28	18	0	61
Woodcrest Nursing and Rehabilitation Center	6	4	4	10	0	24
KENTON County Total:	9	20	70	141	0	240
OWEN						
Owenton Center	0	0	0	0	0	0
OWEN County Total:	0	0	0	0	0	0

Table 22 - Facility Resident Death Distribution- Nursing Facility Beds 2021

ADD / Facility	Under 65	65-74	75-84	Over 85	Unknown	Total
PENDLETON						
River Valley Nursing Home	1	0	17	23	0	41
PENDLETON County Total:	1	0	17	23	0	41
ADD: 7 Total	37	86	198	327	0	648
ADD:8						
BRACKEN						
Bracken County Post-Acute and Rehabilitation Center	1	0	2	2	0	5
BRACKEN County Total:	1	0	2	2	0	5
FLEMING						
Pioneer Trace Nursing Home	0	10	9	11	0	30
FLEMING County Total:	0	10	9	11	0	30
LEWIS						
Vanceburg Rehabilitation and Care	0	5	3	4	0	12
LEWIS County Total:	0	5	3	4	0	12
MASON						
Maysville Nursing and Rehabilitation Facility	7	6	14	11	0	38
MASON County Total:	7	6	14	11	0	38
ROBERTSON						
Robertson County Health Care Facility	3	5	7	7	0	22
ROBERTSON County Total:	3	5	7	7	0	22
ADD: 8 Total	11	26	35	35	0	107
ADD:9						
BATH						
Ridgeway Nursing and Rehabilitation	2	8	7	8	0	25
BATH County Total:	2	8	7	8	0	25

Table 22 - Facility Resident Death Distribution- Nursing Facility Beds 2021

ADD / Facility	Under 65	65-74	75-84	Over 85	Unknown	Total
MENIFEE						
Edgewood Estates	0	2	5	6	0	13
MENIFEE County Total:	0	2	5	6	0	13
MONTGOMERY						
Windsor Care Center	1	9	5	24	0	39
MONTGOMERY County Total:	1	9	5	24	0	39
MORGAN						
West Liberty Nursing and Rehabilitation Center	2	4	1	6	0	13
MORGAN County Total:	2	4	1	6	0	13
ROWAN						
Life Care Center of Morehead	0	0	8	6	0	14
St Claire Medical Center TCU	0	0	0	0	0	0
ROWAN County Total:	0	0	8	6	0	14
ADD: 9 Total	5	23	26	50	0	104
ADD:10						
BOYD						
Boyd Nursing and Rehabilitation Center	0	0	5	3	0	8
Kings Daughters Medical Center (NF)	0	0	0	0	0	0
Kingsbrook Lifecare Center	0	7	11	20	0	38
Woodland Oaks	1	2	4	31	0	38
BOYD County Total:	1	9	20	54	0	84
CARTER						
Carter Nursing and Rehabilitation Center	7	10	9	12	0	38
CARTER County Total:	7	10	9	12	0	38

Table 22 - Facility Resident Death Distribution- Nursing Facility Beds 2021

ADD / Facility	Under 65	65-74	75-84	Over 85	Unknown	Total
ELLIOTT						
Elliott Nursing and Rehabilitation Center	0	3	10	18	0	31
ELLIOTT County Total:	0	3	10	18	0	31
GREENUP						
Oakmont Manor	0	3	15	12	0	30
South Shore Nursing and Rehabilitation Center	5	4	2	4	0	15
Wurtland Nursing and Rehabilitation Center	3	10	10	10	0	33
GREENUP County Total:	8	17	27	26	0	78
LAWRENCE						
The Jordan Center	0	3	6	7	0	16
LAWRENCE County Total:	0	3	6	7	0	16
ADD: 10 Total	16	42	72	117	0	247
ADD:11						
FLOYD						
Highlands ARH Regional Medical Center (NF)	0	0	0	0	0	0
Prestonsburg Health Care Center	1	3	5	4	0	13
Riverview Health Care Center	4	5	14	17	0	40
FLOYD County Total:	5	8	19	21	0	53
JOHNSON						
Mountain Manor of Paintsville	4	2	3	11	0	20
JOHNSON County Total:	4	2	3	11	0	20
MAGOFFIN						
Salyersville Nursing and Rehabilitation Center	2	3	9	4	0	18
MAGOFFIN County Total:	2	3	9	4	0	18

Table 22 - Facility Resident Death Distribution- Nursing Facility Beds 2021

ADD / Facility	Under 65	65-74	75-84	Over 85	Unknown	Total
MARTIN						
Martin County Health Care Facility	1	2	4	6	0	13
MARTIN County Total:	1	2	4	6	0	13
PIKE						
Good Shepherd Community Nursing Center	6	6	10	5	0	27
Landmark of Elkhorn City Rehabilitation	0	2	8	9	0	19
Parkview Nursing and Rehabilitation Center (Pikeville)	6	2	7	9	0	24
Pikeville Nursing and Rehab Center	5	14	15	10	0	44
Tug Valley ARH Skilled Nursing Facility	1	0	1	7	0	9
PIKE County Total:	18	24	41	40	0	123
ADD: 11 Total	30	39	76	82	0	227
ADD:12						
BREATHITT						
Nim Henson Geriatric Center	0	2	3	0	0	5
BREATHITT County Total:	0	2	3	0	0	5
KNOTT						
Knott County Health and Rehabilitation Center	2	2	3	11	0	18
KNOTT County Total:	2	2	3	11	0	18
LEE						
Lee County Care and Rehabilitation Center	6	11	18	8	0	43
LEE County Total:	6	11	18	8	0	43
LESLIE						
Hyden Health and Rehabilitation Center	2	1	4	1	0	8
LESLIE County Total:	2	1	4	1	0	8

Table 22 - Facility Resident Death Distribution- Nursing Facility Beds 2021

ADD / Facility	Under 65	65-74	75-84	Over 85	Unknown	Total
LETCHER						
Letcher Manor	0	1	5	3	0	9
LETCHER County Total:	0	1	5	3	0	9
OWSLEY						
Owsley County Health Care Center	4	5	11	8	0	28
OWSLEY County Total:	4	5	11	8	0	28
PERRY						
Hazard Health and Rehabilitation Center	4	7	15	17	0	43
Paul E Patton Eastern Ky Veterans Center	0	5	1	11	0	17
PERRY County Total:	4	12	16	28	0	60
WOLFE						
Wolfe County Health and Rehabilitation Center	0	1	6	7	0	14
WOLFE County Total:	0	1	6	7	0	14
ADD: 12 Total	18	35	66	66	0	185
ADD:13						
BELL						
Middlesboro Nursing and Rehab	4	3	18	26	0	51
Mountain View Nursing and Rehab Ctr	5	3	5	3	0	16
Pineville Community Hospital	0	0	0	0	0	0
BELL County Total:	9	6	23	29	0	67
CLAY						
Landmark of Laurel Creek Rehab and Nursing	2	7	8	15	0	32
CLAY County Total:	2	7	8	15	0	32

Table 22 - Facility Resident Death Distribution- Nursing Facility Beds 2021

ADD / Facility	Under 65	65-74	75-84	Over 85	Unknown	Total
HARLAN						
Harlan Health and Rehabilitation Center	1	10	5	9	0	25
Tri-Cities Nursing and Rehabilitation Center	0	4	13	8	0	25
HARLAN County Total:	1	14	18	17	0	50
JACKSON						
Signature HealthCare at Jackson Manor	4	3	4	10	0	21
JACKSON County Total:	4	3	4	10	0	21
KNOX						
Barbourville Health and Rehabilitation Center	4	3	12	7	0	26
Christian Health Center - Corbin	1	3	6	13	0	23
KNOX County Total:	5	6	18	20	0	49
LAUREL						
Hillcrest Health and Rehabilitation Center	2	3	10	6	0	21
Laurel Heights Home for the Elderly	0	8	17	19	0	44
LAUREL County Total:	2	11	27	25	0	65
ROCKCASTLE						
Rockcastle Health and Rehabilitation Center	3	7	7	18	0	35
Rockcastle Regional Hospital and Respiratory Care	19	25	9	1	0	54
ROCKCASTLE County Total:	22	32	16	19	0	89
WHITLEY						
Corbin Health and Rehabilitation Center	1	7	8	7	0	23
The Heritage	1	4	6	10	0	21
Williamsburg Health and Rehabilitation Center	3	3	11	10	0	27
WHITLEY County Total:	5	14	25	27	0	71

Table 22 - Facility Resident Death Distribution- Nursing Facility Beds 2021

ADD / Facility	Under 65	65-74	75-84	Over 85	Unknown	Total
ADD: 13 Total	50	93	139	162	0	444
ADD:14						
ADAIR						
Signature Healthcare At Summit Manor Rehab	3	5	8	11	0	27
ADAIR County Total:	3	5	8	11	0	27
CASEY						
Liberty Care and Rehabilitation Center	1	1	7	13	0	22
CASEY County Total:	1	1	7	13	0	22
CLINTON						
Clinton County Care and Rehabilitation Center	0	3	9	11	0	23
CLINTON County Total:	0	3	9	11	0	23
CUMBERLAND						
Cumberland Valley Manor	2	4	10	8	0	24
CUMBERLAND County Total:	2	4	10	8	0	24
GREEN						
Green Hill Rehabilitation and Care	4	5	9	8	0	26
McDowell Skilled Nursing Facility	0	0	0	0	0	0
GREEN County Total:	4	5	9	8	0	26
MCCREARY						
Signature Healthcare of McCreary County Rehab	1	0	3	5	0	9
MCCREARY County Total:	1	0	3	5	0	9
PULASKI						
Cumberland Nursing and Rehabilitation Center	1	5	7	7	0	20
Lake Cumberland Regional Hospital SCU	0	0	0	0	0	0

Table 22 - Facility Resident Death Distribution- Nursing Facility Beds 2021

ADD / Facility	Under 65	65-74	75-84	Over 85	Unknown	Total
Somerset Nursing and Rehabilitation Facility	3	5	12	28	0	48
Somerwoods Nursing and Rehabilitation	5	1	6	12	0	24
PULASKI County Total:	9	11	25	47	0	92
RUSSELL						
Fair Oaks Health Systems	3	5	13	17	0	38
RUSSELL County Total:	3	5	13	17	0	38
TAYLOR						
Campbellsville Nursing and Rehabilitation	0	1	7	12	0	20
The Grandview Nursing and Rehabilitation Facility	2	0	6	21	0	29
TAYLOR County Total:	2	1	13	33	0	49
WAYNE						
Hicks Golden Years Nursing Home	2	5	9	12	0	28
WAYNE County Total:	2	5	9	12	0	28
ADD: 14 Total	27	40	106	165	0	338
ADD:15						
ANDERSON						
Signature Healthcare at Heritage Hall Rehab	1	2	10	12	0	25
ANDERSON County Total:	1	2	10	12	0	25
BOURBON						
Bourbon Heights	0	3	11	7	0	21
BOURBON County Total:	0	3	11	7	0	21
BOYLE						
Danville Center For Health	3	5	10	10	0	28
Landmark of Danville Rehabilitation and Nursing Center, LLC	0	4	3	6	0	13
BOYLE County Total:	3	9	13	16	0	41

Table 22 - Facility Resident Death Distribution- Nursing Facility Beds 2021

ADD / Facility	Under 65	65-74	75-84	Over 85	Unknown	Total
CLARK						
Clark Regional Medical Center Transitional Care Unit	0	0	1	3	0	4
Fountain Circle Care and Rehab Ctr	11	17	10	15	0	53
CLARK County Total:	11	17	11	18	0	57
ESTILL						
Irvine Nursing and Rehabilitation	4	3	12	9	0	28
ESTILL County Total:	4	3	12	9	0	28
FAYETTE						
Bluegrass Care and Rehabilitation Center	4	5	7	8	0	24
Cambridge Place	1	6	3	6	0	16
Cardinal Hill Rehab Unit	1	0	1	0	0	2
Homestead Post Acute	1	2	5	21	0	29
Lexington Country Place	1	1	3	30	0	35
Lexington Premier Nursing and Rehab, LLC	1	1	16	17	0	35
Mayfair Manor	4	0	7	19	0	30
Northpoint Lexington Healthcare Center	2	7	4	10	0	23
Pine Meadows Post Acute	1	9	12	14	0	36
Sayre Christian Village Nursing Home	0	3	8	20	0	31
Signature Healthcare At Tanbark Rehab	1	1	3	7	0	12
The Willows at Fritz Farm	0	0	4	20	0	24
The Willows at Hamburg	0	0	4	17	0	21
Willows at Citation	0	2	7	18	0	27
FAYETTE County Total:	17	37	84	207	0	345
FRANKLIN						
Bradford Square Center	5	9	10	11	0	35
Frankfort Rehab and Care	0	4	8	9	0	21
FRANKLIN County Total:	5	13	18	20	0	56

Table 22 - Facility Resident Death Distribution- Nursing Facility Beds 2021

ADD / Facility	Under 65	65-74	75-84	Over 85	Unknown	Total
GARRARD						
Landmark of Lancaster Rehabilitation and Nursing	0	3	14	17	0	34
GARRARD County Total:	0	3	14	17	0	34
HARRISON						
Cedar Ridge Health Campus	0	0	3	11	0	14
Edgemont Healthcare	3	4	9	7	0	23
Grand Haven Nursing Home	2	2	5	13	0	22
HARRISON County Total:	5	6	17	31	0	59
JESSAMINE						
Nicholasville Nursing and Rehabilitation	1	0	3	2	0	6
Thomson Hood Veterans Center	0	8	5	19	0	32
JESSAMINE County Total:	1	8	8	21	0	38
LINCOLN						
Stanford Care and Rehab	9	12	15	17	0	53
LINCOLN County Total:	9	12	15	17	0	53
MADISON						
Berea Health and Rehabilitation	1	2	7	10	0	20
Kenwood Health and Rehabilitation Center	3	2	12	14	0	31
Madison Health and Rehabilitation Center	0	2	9	6	0	17
Telford Terrace	0	0	2	6	0	8
The Terrace Nursing and Rehabilitation	0	2	6	21	0	29
MADISON County Total:	4	8	36	57	0	105
MERCER						
Harrodsburg Health and Rehab Ctr	2	11	19	17	0	49
The Willows at Harrodsburg	0	1	6	21	0	28
MERCER County Total:	2	12	25	38	0	77

Table 22 - Facility Resident Death Distribution- Nursing Facility Beds 2021

ADD / Facility	Under 65	65-74	75-84	Over 85	Unknown	Total
NICHOLAS						
Johnson Mathers Nursing Home	5	1	9	13	0	28
NICHOLAS County Total:	5	1	9	13	0	28
POWELL						
Stanton Nursing and Rehabilitation Center	9	4	7	6	0	26
POWELL County Total:	9	4	7	6	0	26
SCOTT						
Harborview Dover	2	1	10	8	0	21
Signature Healthcare of Georgetown	0	3	8	8	0	19
SCOTT County Total:	2	4	18	16	0	40
WOODFORD						
The Homeplace At Midway	0	0	1	8	0	9
WOODFORD County Total:	0	0	1	8	0	9
ADD: 15 Total	78	142	309	513	0	1,042
Statewide Total	523	1,083	2,089	3,091	104	6,890

Table 23 - Facility Resident Death Distribution- Personal Care Beds 2021

ADD / Facility	Under 65	65-74	75-84	Over 85	Unknown	Total
ADD:1						
CALLOWAY						
Fern Terrace of Murray	0	0	0	1	0	1
Gardens At Hickory Woods	0	0	0	0	0	0
CALLOWAY County Total:	0	0	0	1	0	1
CARLISLE						
Countryside Center	0	0	0	0	0	0
CARLISLE County Total:	0	0	0	0	0	0
GRAVES						
Fern Terrace of Mayfield	1	0	0	0	0	1
GRAVES County Total:	1	0	0	0	0	1
HICKMAN						
Clinton Hickman County Nursing Facility	0	0	0	0	0	0
Clinton Place	0	0	0	0	0	0
HICKMAN County Total:	0	0	0	0	0	0
MCCRACKEN						
Gaither Suites at West Park	0	0	0	0	0	0
MCCRACKEN County Total:	0	0	0	0	0	0
ADD: 1 Total	1	0	0	1	0	2
ADD:2						
CALDWELL						
Highland Homes, Inc.	0	0	0	0	0	0
CALDWELL County Total:	0	0	0	0	0	0
CHRISTIAN						
Christian County Manor	0	0	0	0	0	0
Christian Health Center, Hopkinsville	0	0	0	0	0	0
Pennyrile Home	0	0	0	0	0	0
CHRISTIAN County Total:	0	0	0	0	0	0

Table 23 - Facility Resident Death Distribution- Personal Care Beds 2021

ADD / Facility	Under 65	65-74	75-84	Over 85	Unknown	Total
CRITTENDEN						
Crittenden County Health and Rehabilitation Center	0	0	0	0	0	0
CRITTENDEN County Total:	0	0	0	0	0	0
HOPKINS						
The Homestead	1	1	0	0	0	2
HOPKINS County Total:	1	1	0	0	0	2
MUHLENBERG						
Greenville Nursing and Rehabilitation	0	0	0	0	0	0
Sparks Nursing Center	1	4	0	2	0	7
MUHLENBERG County Total:	1	4	0	2	0	7
TRIGG						
Better Senior Living	0	1	0	0	0	1
TRIGG County Total:	0	1	0	0	0	1
ADD: 2 Total	2	6	0	2	0	10
ADD:3						
DAVISS						
Carmel Home	0	0	0	7	0	7
Cedarhurst of Owensboro	0	0	0	0	1	1
Davco Rest Home	0	0	0	0	0	0
Fern Terrace of Owensboro	0	0	0	0	0	0
Owensboro Center	0	0	0	0	0	0
DAVISS County Total:	0	0	0	7	1	8
HANCOCK						
The Oaks PCH/Lewisport	0	0	0	0	0	0
HANCOCK County Total:	0	0	0	0	0	0

Table 23 - Facility Resident Death Distribution- Personal Care Beds 2021

ADD / Facility	Under 65	65-74	75-84	Over 85	Unknown	Total
HENDERSON						
Henderson Manor	0	0	0	0	0	0
HENDERSON County Total:	0	0	0	0	0	0
MCLEAN						
Sunny Acres	0	0	0	0	0	0
MCLEAN County Total:	0	0	0	0	0	0
OHIO						
Beaver Dam Nursing and Rehab Center	0	0	0	0	0	0
OHIO County Total:	0	0	0	0	0	0
ADD: 3 Total	0	0	0	7	1	8
ADD:4						
ALLEN						
Cornerstone Manor	0	0	0	0	0	0
Scottsville Manor	0	0	0	0	0	0
ALLEN County Total:	0	0	0	0	0	0
BARREN						
NHC HealthCare, Glasgow	0	0	0	0	0	0
BARREN County Total:	0	0	0	0	0	0
EDMONSON						
Edmonson Center	0	0	0	0	0	0
EDMONSON County Total:	0	0	0	0	0	0
HART						
Hart County Manor	0	1	0	0	0	1
HART County Total:	0	1	0	0	0	1
METCALFE						
Harpers Home for the Aged	0	0	0	0	0	0

Table 23 - Facility Resident Death Distribution- Personal Care Beds 2021

ADD / Facility	Under 65	65-74	75-84	Over 85	Unknown	Total
Metcalfe Health Care Center	0	0	0	0	0	0
METCALFE County Total:	0	0	0	0	0	0
SIMPSON						
Lewis Memorial Methodist Home	0	0	3	0	0	3
SIMPSON County Total:	0	0	3	0	0	3
WARREN						
Christian Health Center, Bowling Green	0	0	0	1	0	1
Fern Terrace of Bowling Green	0	0	0	0	0	0
The Haven At Massey Springs	0	0	1	1	0	2
WARREN County Total:	0	0	1	2	0	3
ADD: 4 Total	0	1	4	2	0	7
ADD:5						
GRAYSON						
Grayson Nursing and Rehabilitation	0	0	1	1	0	2
GRAYSON County Total:	0	0	1	1	0	2
HARDIN						
Signature Healthcare at North Hardin Rehab	0	0	0	0	0	0
HARDIN County Total:	0	0	0	0	0	0
MARION						
Loretto Motherhouse Infirmary	0	0	0	0	0	0
The Village of Lebanon II	0	0	0	0	0	0
MARION County Total:	0	0	0	0	0	0
NELSON						
Cooper Trail Senior Living	0	0	0	0	0	0
Windsor Gardens CCRC	0	0	2	13	0	15
NELSON County Total:	0	0	2	13	0	15

Table 23 - Facility Resident Death Distribution- Personal Care Beds 2021

ADD / Facility	Under 65	65-74	75-84	Over 85	Unknown	Total
WASHINGTON						
Sansbury Care Center	0	0	0	0	0	0
WASHINGTON County Total:	0	0	0	0	0	0
ADD: 5 Total	0	0	3	14	0	17
ADD:6						
BULLITT						
Colonial House of Shepherdsville	0	0	0	0	0	0
Sanders Ridge Health Campus	0	0	0	1	0	1
BULLITT County Total:	0	0	0	1	0	1
JEFFERSON						
Anthology of Louisville	0	0	3	10	0	13
Barton House of Louisville 1	0	1	2	1	0	4
Belmont Village	1	0	7	23	0	31
Brookdale Stonestreet	0	0	1	7	0	8
Dominion Senior Living of Louisville	0	0	0	8	0	8
Eastern Star Home in KY	0	0	1	0	0	1
Episcopal Church Home	0	0	0	1	0	1
Forest Hills Commons	0	0	3	6	0	9
Forest Springs Health Campus	0	0	0	0	0	0
Glen Ridge Health Campus	0	0	0	2	0	2
Hallmark House Louisville II	0	0	2	3	0	5
Heartsong Memory Care	0	0	3	1	0	4
Little Sisters of the Poor	0	0	0	0	0	0
Louisville Protestant Altenheim	0	0	0	0	0	0
Masonic Home of Louisville	0	0	3	5	0	8
Morning Pointe Of Louisville At South Hurstbourne	0	0	0	17	0	17

Table 23 - Facility Resident Death Distribution- Personal Care Beds 2021

ADD / Facility	Under 65	65-74	75-84	Over 85	Unknown	Total
Nazareth Home	0	0	2	3	0	5
Nazareth Home Clifton	0	0	0	1	0	1
Parrs at Springhurst	0	0	0	6	0	6
Rose Anna Hughes Home	0	0	0	2	0	2
Storypoint Prospect	0	1	1	2	0	4
Sunrise of Louisville	0	0	2	9	0	11
The Enclave of East Louisville	0	0	3	11	0	14
The Forum at Brookside	0	0	1	3	0	4
The Grand Senior Living	0	0	0	0	3	3
The Lantern At Morning Pointe (Louisville)	0	1	6	6	0	13
The Legacy at English Station	0	0	8	8	0	16
The Springs at Stony Brook	0	0	0	0	0	0
Treyton Oaks Towers	0	0	1	2	0	3
Wesley Manor	0	0	0	0	0	0
Westport Place Health Campus	0	0	0	4	0	4
Wickshire Blankenbaker	0	0	2	9	0	11
JEFFERSON County Total:	1	3	51	150	3	208
SHELBY						
Colonial Hall Manor	0	1	0	0	0	1
Masonic Home of Shelbyville	0	1	0	0	0	1
SHELBY County Total:	0	2	0	0	0	2
ADD: 6 Total	1	5	51	151	3	211
ADD:7						
BOONE						
Colonial Gardens	0	2	4	11	0	17
Dominion Senior Living of Florence	0	0	0	5	0	5
BOONE County Total:	0	2	4	16	0	22

Table 23 - Facility Resident Death Distribution- Personal Care Beds 2021

ADD / Facility	Under 65	65-74	75-84	Over 85	Unknown	Total
CAMPBELL						
Carmel Manor	0	0	0	1	0	1
The Seasons at Alexandria	0	0	0	0	0	0
CAMPBELL County Total:	0	0	0	1	0	1
CARROLL						
Carrollton Manor	0	0	0	0	0	0
Valley Haven Rest Home	0	0	1	0	0	1
CARROLL County Total:	0	0	1	0	0	1
GRANT						
Jonesville Rest Home	1	0	0	0	0	1
GRANT County Total:	1	0	0	0	0	1
KENTON						
Charter Senior Living of Edgewood	0	1	8	19	0	28
Covington Ladies Home	0	0	0	0	0	0
Emerald Trace	0	0	0	2	0	2
Ivy Knoll	0	1	0	4	0	5
Madonna Manor	0	0	1	0	0	1
Regency Manor	0	0	0	0	0	0
Regency Manor North	0	0	0	0	0	0
St Charles Care Center	0	0	0	2	0	2
KENTON County Total:	0	2	9	27	0	38
PENDLETON						
Falmouth Personal Care Home	0	0	0	0	0	0
The Front Gate	0	0	0	0	0	0
PENDLETON County Total:	0	0	0	0	0	0
ADD: 7 Total	1	4	14	44	0	63

Table 23 - Facility Resident Death Distribution- Personal Care Beds 2021

ADD / Facility	Under 65	65-74	75-84	Over 85	Unknown	Total
ADD:9						
MENIFEE						
Edgewood Estates	0	1	0	0	0	1
MENIFEE County Total:	0	1	0	0	0	1
MONTGOMERY						
Regency Memory Care	0	0	0	1	0	1
MONTGOMERY County Total:	0	0	0	1	0	1
MORGAN						
West Liberty Nursing and Rehabilitation Center	0	0	0	0	0	0
MORGAN County Total:	0	0	0	0	0	0
ADD: 9 Total	0	1	0	1	0	2
ADD:10						
BOYD						
Artrips Personal Care Home	0	1	0	0	0	1
Kings Daughters And Sons Home	0	0	0	0	0	0
BOYD County Total:	0	1	0	0	0	1
GREENUP						
Frasures Personal Care Home	0	0	0	0	0	0
Morning Pointe of Russell	0	1	1	3	0	5
The Lantern At Morning Pointe Alzheimers and Memory Care	0	0	0	4	0	4
Trinity Station Retirement Community	0	0	4	4	0	8
GREENUP County Total:	0	1	5	11	0	17
LAWRENCE						
The Jordan Center	0	0	0	0	0	0
LAWRENCE County Total:	0	0	0	0	0	0
ADD: 10 Total	0	2	5	11	0	18

Table 23 - Facility Resident Death Distribution- Personal Care Beds 2021

ADD / Facility	Under 65	65-74	75-84	Over 85	Unknown	Total
ADD:11						
JOHNSON						
Venture Home of Paintsville	0	0	1	0	0	1
JOHNSON County Total:	0	0	1	0	0	1
MAGOFFIN						
Salyersville Nursing and Rehabilitation Center	0	0	0	0	0	0
MAGOFFIN County Total:	0	0	0	0	0	0
PIKE						
Good Shepherd Community Nursing Center	0	0	0	0	0	0
PIKE County Total:	0	0	0	0	0	0
ADD: 11 Total	0	0	1	0	0	1
ADD:12						
KNOTT						
Golden Years Rest Home	1	0	1	0	0	2
KNOTT County Total:	1	0	1	0	0	2
OWSLEY						
Owsley County Health Care Center	0	0	0	0	0	0
OWSLEY County Total:	0	0	0	0	0	0
ADD: 12 Total	1	0	1	0	0	2
ADD:13						
BELL						
Generations Center of Middlesboro	0	3	0	0	0	3
BELL County Total:	0	3	0	0	0	3
HARLAN						
The Laurels	1	3	1	0	0	5
HARLAN County Total:	1	3	1	0	0	5

Table 23 - Facility Resident Death Distribution- Personal Care Beds 2021

ADD / Facility	Under 65	65-74	75-84	Over 85	Unknown	Total
KNOX						
Christian Health Center - Corbin	0	0	0	0	0	0
KNOX County Total:	0	0	0	0	0	0
ADD: 13 Total	1	6	1	0	0	8
ADD:14						
MCCREARY						
Cumberland Manor Rest Home	1	0	0	0	0	1
MCCREARY County Total:	1	0	0	0	0	1
PULASKI						
Bluegrass Senior Living Somerset	0	0	0	0	4	4
Crestview Personal Care	0	0	0	0	0	0
PULASKI County Total:	0	0	0	0	4	4
TAYLOR						
Bluegrass Way	0	0	0	0	0	0
TAYLOR County Total:	0	0	0	0	0	0
WAYNE						
Dishman Personal Care Home	0	0	0	0	0	0
Hicks Golden Years Nursing Home	0	0	0	0	0	0
WAYNE County Total:	0	0	0	0	0	0
ADD: 14 Total	1	0	0	0	4	5
ADD:15						
BOURBON						
Bourbon Heights	0	0	0	0	0	0
BOURBON County Total:	0	0	0	0	0	0

Table 23 - Facility Resident Death Distribution- Personal Care Beds 2021

ADD / Facility	Under 65	65-74	75-84	Over 85	Unknown	Total
BOYLE						
McDowell Place of Danville	0	0	0	0	0	0
Morning Pointe of Danville	0	0	4	5	0	9
Walkers Trail Senior Living	0	0	1	0	0	1
BOYLE County Total:	0	0	5	5	0	10
CLARK						
BOONESBORO TRAIL SENIOR LIVING	0	0	2	0	0	2
CLARK County Total:	0	0	2	0	0	2
ESTILL						
Irvine Nursing and Rehabilitation	0	0	0	0	0	0
ESTILL County Total:	0	0	0	0	0	0
FAYETTE						
Cedarhurst of Beaumont	0	1	0	15	0	16
Central Ky Recovery Center Unit 1	0	0	0	0	0	0
Central KY Recovery Center Unit 2	0	0	0	0	0	0
Lantern at Morning Pointe Alz and Memory Care	0	1	4	4	0	9
Legacy Reserve at Fritz Farm	0	0	1	0	0	1
Lexington Country Place	0	0	0	3	0	3
Mayfair Village Retirement Center	0	0	0	0	0	0
Morning Pointe of Lexington	0	0	0	7	0	7
Morning Pointe of Lexington East	0	0	1	14	0	15
PRESTON GREENS SENIOR LIVING	0	0	3	2	0	5
Richmond Place Senior Living	0	0	2	8	0	10
Signature Healthcare At Tanbark Rehab	0	0	0	2	0	2
The Breckinridge	1	0	0	2	0	3
The Legacy at the Willows	0	0	1	1	0	2
The Willows at Fritz Farm	0	0	0	1	0	1
The Willows at Hamburg	0	0	0	2	0	2

Table 23 - Facility Resident Death Distribution- Personal Care Beds 2021

ADD / Facility	Under 65	65-74	75-84	Over 85	Unknown	Total
Willows at Citation	0	0	1	3	0	4
FAYETTE County Total:	1	2	13	64	0	80
FRANKLIN						
Dominion Senior Living of Frankfort	0	0	0	9	0	9
Morning Pointe of Frankfort	0	1	3	10	0	14
The Lantern at Morning Pointe of Frankfort	0	0	2	12	0	14
FRANKLIN County Total:	0	1	5	31	0	37
HARRISON						
Cedar Ridge Health Campus	0	0	0	2	0	2
Parkside Manor	0	0	0	0	0	0
Shady Lawn Home	0	0	0	0	0	0
HARRISON County Total:	0	0	0	2	0	2
JESSAMINE						
Bridgepointe At Ashgrove Woods	0	1	0	5	0	6
Rose Terrace Lodge	0	0	1	0	0	1
Wesley Village	0	0	0	1	0	1
JESSAMINE County Total:	0	1	1	6	0	8
LINCOLN						
Waynesburg Manor	0	3	1	0	0	4
LINCOLN County Total:	0	3	1	0	0	4
MADISON						
Dominion Senior Living of Richmond	0	0	0	3	0	3
Morning Pointe of Richmond	0	0	0	4	0	4
Telford Terrace	0	0	0	0	0	0
MADISON County Total:	0	0	0	7	0	7

Table 23 - Facility Resident Death Distribution- Personal Care Beds 2021

ADD / Facility	Under 65	65-74	75-84	Over 85	Unknown	Total
MERCER						
The Willows at Harrodsburg	0	0	0	1	0	1
MERCER County Total:	0	0	0	1	0	1
POWELL						
Stanton Nursing and Rehabilitation Center	0	0	0	0	0	0
POWELL County Total:	0	0	0	0	0	0
SCOTT						
The Meadows At Windsor Gardens	0	0	0	2	0	2
SCOTT County Total:	0	0	0	2	0	2
WOODFORD						
Daisy Hill Senior Living	0	0	0	0	0	0
Taylor Manor Nursing Home	0	0	0	2	0	2
The Homeplace At Midway	0	0	0	2	0	2
WOODFORD County Total:	0	0	0	4	0	4
ADD: 15 Total	1	7	27	122	0	157
Statewide Total	9	32	107	355	8	511

Table 24 - Facility Resident Death Distribution- Nursing Home (CCRC) Beds 2021

ADD / Facility	Under 65	65-74	75-84	Over 85	Unknown	Total
ADD:2						
CHRISTIAN						
Christian Health Center, Hopkinsville	0	0	0	2	0	2
CHRISTIAN County Total:	0	0	0	2	0	2
ADD: 2 Total	0	0	0	2	0	2
ADD:3						
UNION						
Breckinridge Place	0	0	0	4	0	4
UNION County Total:	0	0	0	4	0	4
ADD: 3 Total	0	0	0	4	0	4
ADD:4						
WARREN						
Christian Health Center, Bowling Green	0	0	4	6	0	10
WARREN County Total:	0	0	4	6	0	10
ADD: 4 Total	0	0	4	6	0	10
ADD:5						
MARION						
The Village of Lebanon II	0	0	1	1	0	2
MARION County Total:	0	0	1	1	0	2
ADD: 5 Total	0	0	1	1	0	2
ADD:6						
JEFFERSON						
Christian Health Center of Louisville	0	0	0	0	0	0
Episcopal Church Home	0	0	0	0	0	0
Louisville Protestant Altenheim	0	0	1	0	0	1
Nazareth Home Clifton	0	0	0	0	0	0

Table 24 - Facility Resident Death Distribution- Nursing Home (CCRC) Beds 2021

ADD / Facility	Under 65	65-74	75-84	Over 85	Unknown	Total
The Forum at Brookside	0	0	0	3	0	3
JEFFERSON County Total:	0	0	1	3	0	4
ADD: 6 Total	0	0	1	3	0	4
ADD:7						
KENTON						
Madonna Manor	0	0	0	1	0	1
KENTON County Total:	0	0	0	1	0	1
ADD: 7 Total	0	0	0	1	0	1
ADD:10						
GREENUP						
Trinity Station Retirement Community	0	0	5	8	0	13
GREENUP County Total:	0	0	5	8	0	13
ADD: 10 Total	0	0	5	8	0	13
ADD:13						
KNOX						
Christian Health Center - Corbin	0	0	1	0	0	1
KNOX County Total:	0	0	1	0	0	1
LAUREL						
Laurel Heights Home for the Elderly	0	0	0	0	0	0
LAUREL County Total:	0	0	0	0	0	0
ADD: 13 Total	0	0	1	0	0	1

Table 24 - Facility Resident Death Distribution- Nursing Home (CCRC) Beds 2021

ADD / Facility	Under 65	65-74	75-84	Over 85	Unknown	Total
ADD:14						
PULASKI						
The Neighborhood Nursing Facility	0	0	4	10	0	14
PULASKI County Total:	0	0	4	10	0	14
ADD: 14 Total	0	0	4	10	0	14
ADD:15						
FAYETTE						
Sayre Christian Village Nursing Home	0	0	1	4	0	5
The Willows at Hamburg	0	1	0	5	0	6
FAYETTE County Total:	0	1	1	9	0	11
HARRISON						
Cedar Ridge Health Campus	0	0	0	1	0	1
HARRISON County Total:	0	0	0	1	0	1
JESSAMINE						
Wesley Village	0	0	1	10	0	11
JESSAMINE County Total:	0	0	1	10	0	11
MADISON						
Telford Terrace	0	0	0	0	0	0
MADISON County Total:	0	0	0	0	0	0
WOODFORD						
The Homeplace At Midway	0	0	0	1	0	1
WOODFORD County Total:	0	0	0	1	0	1
ADD: 15 Total	0	1	2	21	0	24
Statewide Total	0	1	18	56	0	75

Table 25 - Facility Resident Death Distribution- Nursing Home (Non-CCRC) Beds 2021

ADD / Facility	Under 65	65-74	75-84	Over 85	Unknown	Total
ADD:3						
DAVIESS						
Hermitage Care and Rehabilitation Center	0	2	2	10	0	14
DAVIESS County Total:	0	2	2	10	0	14
WEBSTER						
Shemwell Nursing Home	0	0	0	0	0	0
WEBSTER County Total:	0	0	0	0	0	0
ADD: 3 Total	0	2	2	10	0	14
ADD:4						
WARREN						
Christian Health Center, Bowling Green	0	0	0	0	0	0
WARREN County Total:	0	0	0	0	0	0
ADD: 4 Total	0	0	0	0	0	0
ADD:5						
MARION						
The Village of Lebanon II	0	1	3	3	0	7
MARION County Total:	0	1	3	3	0	7
ADD: 5 Total	0	1	3	3	0	7
ADD:7						
KENTON						
Madonna Manor	0	0	0	0	0	0
KENTON County Total:	0	0	0	0	0	0
ADD: 7 Total	0	0	0	0	0	0
ADD:15						
BOURBON						
Bourbon Heights	0	3	8	9	0	20
BOURBON County Total:	0	3	8	9	0	20

Table 25 - Facility Resident Death Distribution- Nursing Home (Non-CCRC) Beds 2021

ADD / Facility	Under 65	65-74	75-84	Over 85	Unknown	Total
FAYETTE						
Mayfair Manor	0	0	0	0	0	0
The Willows at Hamburg	0	0	0	0	0	0
FAYETTE County Total:	0	0	0	0	0	0
MERCER						
The Willows at Harrodsburg	0	0	0	0	0	0
MERCER County Total:	0	0	0	0	0	0
WOODFORD						
Taylor Manor Nursing Home	0	2	0	9	0	11
The Homeplace At Midway	0	0	0	0	0	0
WOODFORD County Total:	0	2	0	9	0	11
ADD: 15 Total	0	5	8	18	0	31
Statewide Total	0	8	13	31	0	52

Table 26 - Facility Resident Death Distribution- Intermediate Care Beds 2021

ADD / Facility	Under 65	65-74	75-84	Over 85	Unknown	Total
ADD:3						
WEBSTER						
Shemwell Nursing Home	0	0	0	0	0	0
WEBSTER County Total:	0	0	0	0	0	0
ADD: 3 Total	0	0	0	0	0	0
ADD:4						
WARREN						
Christian Health Center, Bowling Green	0	0	0	1	0	1
WARREN County Total:	0	0	0	1	0	1
ADD: 4 Total	0	0	0	1	0	1
ADD:6						
JEFFERSON						
Eastern Star Home in KY	0	1	4	3	0	8
Louisville Protestant Altenheim	1	0	2	9	0	12
The Forum at Brookside	0	0	0	0	0	0
JEFFERSON County Total:	1	1	6	12	0	20
ADD: 6 Total	1	1	6	12	0	20
ADD:15						
HARRISON						
Cedar Ridge Health Campus	0	0	0	0	0	0
HARRISON County Total:	0	0	0	0	0	0
JESSAMINE						
Wesley Village	0	0	0	0	0	0
JESSAMINE County Total:	0	0	0	0	0	0
MADISON						
Telford Terrace	0	0	0	0	0	0
MADISON County Total:	0	0	0	0	0	0

Table 26 - Facility Resident Death Distribution- Intermediate Care Beds 2021

ADD / Facility	Under 65	65-74	75-84	Over 85	Unknown	Total
WOODFORD						
Taylor Manor Nursing Home	0	0	0	3	0	3
WOODFORD County Total:	0	0	0	3	0	3
ADD: 15 Total	0	0	0	3	0	3
Statewide Total	1	1	6	16	0	24

Table 27 - Facility Resident Death Distribution- Alzheimer Facility Beds 2021

ADD / Facility	Under 65	65-74	75-84	Over 85	Unknown	Total
ADD:3						
DAVIESS						
Wellington Parc of Owensboro	1	1	5	29	0	36
DAVIESS County Total:	1	1	5	29	0	36
ADD: 3 Total	1	1	5	29	0	36
ADD:4						
WARREN						
Magnolia Village	1	3	7	14	0	25
WARREN County Total:	1	3	7	14	0	25
ADD: 4 Total	1	3	7	14	0	25
Statewide Total	2	4	12	43	0	61

Table 28 - Facility Resident Death Distribution- ICF/IID Beds 2021

ADD / Facility	Under 65	65-74	75-84	Over 85	Unknown	Total
ADD:2						
CHRISTIAN						
Outwood ICF/IID	1	0	1	0	0	2
CHRISTIAN County Total:	1	0	1	0	0	2
ADD: 2 Total	1	0	1	0	0	2
ADD:3						
DAVIESS						
Wendell Fosters Campus for Developmental Disabilit	0	0	0	0	0	0
DAVIESS County Total:	0	0	0	0	0	0
ADD: 3 Total	0	0	0	0	0	0
ADD:6						
BULLITT						
Meadows ICF/IID	0	0	0	0	0	0
BULLITT County Total:	0	0	0	0	0	0
HENRY						
Cedar Lake Lodge Park Place I	0	0	0	0	0	0
Cedar Lake Lodge Park Place II	0	0	1	0	0	1
HENRY County Total:	0	0	1	0	0	1
JEFFERSON						
Bingham Gardens	0	0	0	0	0	0
Del Maria ICF/IID	0	0	0	0	0	0
Hazelwood Center	4	1	0	0	0	5
JEFFERSON County Total:	4	1	0	0	0	5
OLDHAM						
Cedar Lake Lodge	2	1	0	0	0	3
Cedar Lake Lodge Sycamore Run I	0	0	0	0	0	0
Cedar Lake Lodge Sycamore Run II	0	0	0	0	0	0

Table 28 - Facility Resident Death Distribution- ICF/IID Beds 2021

ADD / Facility	Under 65	65-74	75-84	Over 85	Unknown	Total
Windsong ICF/IID	0	0	0	0	0	0
OLDHAM County Total:	2	1	0	0	0	3
ADD: 6 Total	6	2	1	0	0	9
ADD:14						
PULASKI						
Oakwood ICF/IID Unit 1	1	0	0	0	0	1
Oakwood ICF/IID Unit 2	0	0	0	0	0	0
Oakwood ICF/IID Unit 3	0	0	0	0	0	0
Oakwood ICF/IID Unit 4	0	0	0	0	0	0
PULASKI County Total:	1	0	0	0	0	1
ADD: 14 Total	1	0	0	0	0	1
Statewide Total	8	2	2	0	0	12

KENTUCKY ANNUAL LONG-TERM CARE SERVICES REPORT



KENTUCKY CABINET FOR
HEALTH AND FAMILY SERVICES

SECTION V: NURSING FACILITY BY ADD

2021 ANNUAL KENTUCKY LONG TERM CARE UTILIZATION AND SERVICE REPORT

Table 29 - Nursing Facility By ADD

ADD / Facility	Licensed Beds	Beds In Operation	Beginning Census	Admissions	Discharges	Deaths	Ending Census	Total Patient Days	Occupancy Percentage
ADD:1									
Baptist Health Paducah	24	0	0	0	0	0	0	0	NaN
Calvert City Convalescent Center	95	95	73	106	69	34	76	28,358	81.78%
Clinton Hickman County Nursing Facility	46	46	34	68	51	13	38	13,268	79.02%
Clinton Place	88	88	65	104	69	25	75	23,725	73.86%
Countryside Center	53	53	40	70	38	23	49	16,001	82.71%
Fulton Nursing and Rehab	60	60	34	54	17	21	50	14,038	64.10%
Green Acres Health Care	73	73	39	105	59	18	67	17,912	80.78%
Lake Way Nursing and Rehabilitation Center	96	96	55	131	88	34	64	22,090	63.04%
Life Care Center of LaCenter	70	70	41	96	64	23	50	17,878	69.97%
Mayfield Health and Rehabilitation	100	85	75	218	183	36	74	22,334	71.99%
Mills Nursing and Rehabilitation	104	104	87	383	332	38	100	30,847	81.26%
Oakview Nursing and Rehabilitation Center	100	0	68	143	96	36	79	24,852	68.09%
Parkview Nursing and Rehabilitation Center (Paducah)	228	228	150	448	368	66	164	59,099	71.02%
Providence Pointe Healthcare	108	108	83	457	412	39	89	30,836	100.00%
River Haven Nursing and Rehab	70	70	60	107	88	13	66	22,131	99.24%
Spring Creek Health Care	226	226	101	148	110	23	116	23,245	28.18%
Stonecreek Health and Rehab	90	90	74	297	244	42	85	29,064	88.47%
ADD: 1 Total	1,631	1,492	1,079	2,935	2,288	484	1,242	395,678	70.06%
ADD:2									
Baptist Health Madisonville	20	0	0	0	0	0	0	0	NaN
Bradford Heights Health and Rehab Center	100	100	70	277	235	30	82	28,049	76.85%
Brighton Cornerstone Health Care	72	72	39	46	35	14	36	13,673	52.03%
Christian Health Center, Hopkinsville	112	112	88	175	119	46	98	33,672	82.37%

2021 ANNUAL KENTUCKY LONG TERM CARE UTILIZATION AND SERVICE REPORT

Table 29 - Nursing Facility By ADD

ADD / Facility	Licensed Beds	Beds In Operation	Beginning Census	Admissions	Discharges	Deaths	Ending Census	Total Patient Days	Occupancy Percentage
Christian Heights Nursing and Rehabilitation Center	60	60	42	76	64	6	48	17,493	79.88%
Covington Convalescent Center	72	0	40	28	16	12	40	15,491	58.95%
Crittenden County Health and Rehabilitation Center	101	101	63	54	30	32	55	20,976	56.90%
Dawson Springs Health And Rehab Ctr	59	59	51	30	16	15	50	19,218	89.24%
Greenville Nursing and Rehabilitation	60	60	44	90	58	18	58	19,923	90.97%
Hearthstone Place	60	60	52	54	42	12	52	18,033	89.83%
Hillside Center	71	71	58	103	91	15	55	18,923	73.02%
Joseph Eddie Ballard Western Kentucky Veterans Ctr	156	156	69	28	8	30	59	1,909	3.35%
Landmark of Kuttawa	65	65	52	68	58	13	49	19,017	80.16%
Madisonville Health and Rehabilitation	94	94	63	204	149	41	77	26,710	77.85%
Maple Health and Rehabilitation	97	0	93	112	98	21	86	32,905	92.94%
Owensboro Health Muhlenberg Community Hospital Long Term Care	45	45	35	165	149	6	43	14,296	87.04%
Princeton Health and Rehab Center	104	104	67	186	129	33	91	30,051	79.16%
Ridgewood Terrace Nursing Home	110	110	63	157	89	37	94	27,920	69.54%
River's Bend Retirement Community	39	40	25	83	56	20	32	11,561	100.00%
Salem Springlake Health and Rehabilitation Center	75	75	38	68	38	19	49	15,850	57.90%
Shady Lawn Nursing and Rehabilitation Center	50	50	44	79	66	19	38	15,702	86.04%
Tradewater Pointe	60	60	36	61	42	11	44	13,843	63.21%
Western State Nursing Facility	144	144	86	2	6	14	68	26,995	51.36%
ADD: 2 Total	1,826	1,638	1,218	2,146	1,594	464	1,304	442,210	67.54%
ADD:3									
Beaver Dam Nursing and Rehab Center	58	0	52	0	0	0	0	0	NaN
Breckinridge Place	16	16	15	14	13	0	16	5,593	95.77%

2021 ANNUAL KENTUCKY LONG TERM CARE UTILIZATION AND SERVICE REPORT

Table 29 - Nursing Facility By ADD

ADD / Facility	Licensed Beds	Beds In Operation	Beginning Census	Admissions	Discharges	Deaths	Ending Census	Total Patient Days	Occupancy Percentage
Carmel Home	36	36	34	40	20	18	36	12,817	97.54%
Fordsville Nursing and Rehabilitation Center	67	67	53	114	95	11	61	21,878	89.46%
Heartland Villa Center	45	45	35	70	53	13	39	14,438	87.90%
Henderson Nursing and Rehabilitation Center	90	90	68	107	86	12	77	29,565	90.00%
Hermitage Care and Rehabilitation Center	70	70	42	150	94	29	69	22,483	88.00%
Morganfield Nursing and Rehabilitation Center	60	60	52	120	109	9	54	19,917	90.95%
Owensboro Center	145	145	102	44	31	7	108	20,383	76.82%
Redbanks	222	222	123	241	183	46	135	50,008	61.72%
Redbanks Colonial Terrace	87	87	51	40	31	17	43	16,423	51.72%
Riverside Care and Rehab Ctr	79	79	64	115	87	21	71	24,673	85.57%
Signature Healthcare at Hillcrest	156	0	95	191	140	32	114	42,147	85.53%
Signature Healthcare of Hartford Rehab and Wellnes	110	110	95	109	83	37	84	31,531	78.53%
The Transitional Care Center of Owensboro	30	0	20	503	507	3	13	5,597	51.11%
Twin Rivers Nursing and Rehab Center	132	0	77	69	38	27	81	26,657	98.94%
Wellington Parc of Owensboro	20	20	17	25	13	9	20	5,554	76.08%
ADD: 3 Total	1,423	1,047	995	1,952	1,583	291	1,021	349,664	78.94%
ADD:4									
Auburn Health Care	66	66	39	38	30	9	38	14,465	60.05%
Barren County Nursing and Rehab	94	94	84	189	141	50	82	29,806	86.87%
Bowling Green Nursing and Rehabilitation	66	66	52	201	173	23	57	19,946	82.80%
Cal Turner Rehab and Specialty Care	110	110	86	107	55	39	99	34,166	85.10%
Christian Health Center, Bowling Green	22	0	17	203	196	4	20	7,300	90.91%
Colonial Center	48	46	47	68	66	13	36	14,451	99.95%

2021 ANNUAL KENTUCKY LONG TERM CARE UTILIZATION AND SERVICE REPORT

Table 29 - Nursing Facility By ADD

ADD / Facility	Licensed Beds	Beds In Operation	Beginning Census	Admissions	Discharges	Deaths	Ending Census	Total Patient Days	Occupancy Percentage
Creekwood Place Nursing and Rehab Center	104	104	86	391	367	18	92	31,812	83.80%
Edmonson Center	74	74	55	119	89	19	66	23,147	85.70%
Franklin-Simpson Nursing and Rehabilitation	98	98	74	146	113	29	78	27,757	77.60%
Glasgow State Nursing Facility	100	100	56	11	5	14	48	18,223	49.93%
Glenview Health Care Facility	60	60	48	70	61	7	50	17,358	79.26%
Greenwood Nursing and Rehabilitation	128	128	115	430	382	45	118	42,161	90.24%
Hopkins Center	50	50	39	77	49	24	43	16,034	87.86%
Metcalfe Health Care Center	71	71	58	65	47	15	61	22,828	88.09%
Morgantown Care and Rehabilitation Center	122	0	99	150	119	29	101	37,762	92.29%
NHC HealthCare, Glasgow	194	194	148	199	144	55	148	55,918	78.97%
Signature Healthcare Bowling Green	176	0	128	298	259	34	133	47,558	74.03%
Signature Healthcare of Glasgow	68	68	50	113	84	13	66	21,484	86.56%
Signature Healthcare of Hart County	104	104	72	116	78	23	87	31,501	82.98%
Signature HealthCare of Monroe County Rehab	104	104	76	112	99	10	79	30,655	80.76%
T J Samson Community Hospital Skilled Nursing Unit	16	16	3	152	144	0	11	2,131	36.49%
ADD: 4 Total	1,875	1,553	1,432	3,255	2,701	473	1,513	546,463	80.63%
ADD:5									
Brandenburg Nursing and Rehabilitation	57	55	50	118	97	20	51	15,856	78.98%
Breckinridge Memorial Nursing Facility	18	18	14	17	4	9	18	6,209	94.51%
Cedars Of Lebanon Nursing Center	81	81	36	30	26	10	30	13,043	44.12%
Elizabethtown Nursing and Rehab	65	65	54	138	120	20	52	20,131	84.85%
Flaget Memorial Hospital NF	7	0	0	0	0	0	0	0	NaN
Grayson Nursing and Rehabilitation	72	72	62	94	65	21	70	24,823	94.46%
Hardinsburg Nursing and Rehabilitation	63	63	57	127	91	36	57	20,842	90.64%

2021 ANNUAL KENTUCKY LONG TERM CARE UTILIZATION AND SERVICE REPORT

Table 29 - Nursing Facility By ADD

ADD / Facility	Licensed Beds	Beds In Opration	Beginning Census	Admissions	Discharges	Deaths	Ending Census	Total Patient Days	Occupancy Percentage
Helmwood Healthcare Center	60	60	42	134	100	26	50	18,250	83.33%
Kensington Center	82	82	65	309	272	36	66	26,723	89.28%
Landmark of Bardstown Rehab and Nursing	100	100	75	183	149	35	74	2,898	7.94%
Loretto Motherhouse Infirmary	55	55	51	20	9	20	42	16,137	80.38%
Nursing Facility of Hardin Memorial Hospital	15	15	8	138	138	2	6	2,025	36.99%
Radcliff Veterans Center	120	120	51	5	1	22	33	15,222	34.75%
Sansbury Care Center	48	48	35	31	13	8	45	14,709	83.96%
Signature Healthcare At Colonial Rehab	65	65	48	94	78	11	53	18,238	76.87%
Signature Healthcare at North Hardin Rehab	148	148	102	239	190	44	107	40,144	75.33%
Signature Healthcare of Elizabethtown	112	104	62	252	202	31	81	29,191	71.41%
Spring View Health and Rehab Center	71	71	63	176	136	34	69	24,425	94.25%
Springfield Nursing and Rehabilitation Center	70	70	49	97	73	16	57	20,091	100.00%
Sunrise Manor Nursing Home	137	137	101	195	134	54	108	36,423	72.84%
The Village of Lebanon II	0	0	15	0	15	0	0	0	NaN
Village of Lebanon II (NF)	16	16	12	15	8	6	13	4,157	71.18%
ADD: 5 Total	1,462	1,445	1,052	2,412	1,921	461	1,082	369,537	70.50%
ADD:6									
Baptist Health La Grange	30	24	5	72	75	2	0	1,905	26.24%
Bedford Springs Health and Rehabilitation	60	58	36	97	70	20	43	14,288	65.24%
Bedrock HC at Green Meadows	122	122	67	195	133	46	83	29,152	65.47%
Cherokee Park Rehabilitation	84	84	66	280	261	10	75	27,213	88.76%
Christian Health Center of Louisville	118	118	80	149	101	30	98	33,545	77.88%
Clifton Oaks Care Center	110	110	96	204	179	29	92	33,580	83.64%
Crestview Center	58	58	51	88	69	13	57	10,192	95.50%

2021 ANNUAL KENTUCKY LONG TERM CARE UTILIZATION AND SERVICE REPORT

Table 29 - Nursing Facility By ADD

ADD / Facility	Licensed Beds	Beds In Opration	Beginning Census	Admissions	Discharges	Deaths	Ending Census	Total Patient Days	Occupancy Percentage
Episcopal Church Home	96	52	37	55	47	30	22	9,651	27.54%
Essex Nursing and Rehabilitation Center	128	128	84	239	180	34	109	37,108	79.43%
Forest Springs Health Campus	58	58	42	338	290	38	52	18,305	86.47%
Franciscan Health Care Center	85	0	56	585	554	22	65	23,328	75.19%
Friendship Health and Rehab	0	0	0	0	0	0	0	0	NaN
Glen Ridge Health Campus	57	0	26	475	440	15	46	16,132	77.54%
Highlands Nursing and Rehabilitation Center	154	154	124	157	133	10	138	46,736	83.15%
Hillcreek Rehabilitation and Care	172	0	142	420	397	23	142	51,830	82.56%
Home of the Innocents	76	76	71	37	34	1	73	26,767	96.49%
Jeffersontown Rehabilitation	98	98	70	234	201	17	86	30,970	86.58%
Kindred Hospital - Louisville	47	44	39	39	25	14	39	14,235	82.98%
Kindred Nursing and Rehabilitation-Bashford	122	0	0	0	0	0	0	0	NaN
Klondike Center	62	62	54	102	94	3	59	19,825	87.60%
Landmark of Iroquois Park and Nursing Center	120	120	66	194	99	73	88	29,565	67.50%
Landmark of Louisville Rehab and Nursing	252	252	197	301	301	27	170	66,930	72.77%
Landmark of River City Rehabilitation and Nursing	92	92	52	129	114	9	58	22,289	66.38%
Little Sisters of the Poor	35	35	30	15	2	9	34	11,627	91.01%
Louisville East Post Acute	178	178	161	340	306	29	166	61,954	95.36%
Lyndon Woods Care and Rehabilitation	145	0	110	109	81	20	118	43,070	81.38%
Masonic Home of Louisville	167	167	139	1,164	1,093	68	142	52,064	85.41%
Masonic Home of Shelbyville	117	111	77	362	333	29	77	27,701	64.87%
Nazareth Home	118	118	105	363	275	93	100	36,500	84.75%
Nazareth Home Clifton	101	101	76	480	393	74	89	27,740	75.25%
New Castle Nursing and Rehab	60	60	53	55	38	19	51	19,933	91.02%

2021 ANNUAL KENTUCKY LONG TERM CARE UTILIZATION AND SERVICE REPORT

Table 29 - Nursing Facility By ADD

ADD / Facility	Licensed Beds	Beds In Opration	Beginning Census	Admissions	Discharges	Deaths	Ending Census	Total Patient Days	Occupancy Percentage
Park Terrace Health Campus	88	88	57	325	294	27	61	23,408	72.88%
Regency Center	110	110	100	192	186	16	90	29,533	100.00%
Regis Woods	186	186	121	111	214	18	0	33,928	49.97%
Richwood Nursing and Rehab	120	120	103	102	71	23	111	40,897	93.37%
Rivers Edge Nursing and Rehabilitation Center	100	100	84	92	65	27	84	30,240	82.85%
Sanders Ridge Health Campus	56	56	29	199	152	27	49	15,738	77.00%
Seneca Place	107	107	92	222	207	17	90	32,282	82.66%
Signature Healthcare at Glenview	0	0	0	0	0	0	0	0	NaN
Signature Healthcare At Jefferson Manor Rehab	100	100	66	587	548	34	75	24,400	66.85%
Signature Healthcare at Jefferson Place Rehab	95	95	56	567	542	21	60	22,507	64.91%
Signature Healthcare at Meadowview Rehab	0	0	0	0	0	0	0	0	NaN
Signature Healthcare At Rockford Rehab	110	0	72	200	158	21	93	33,945	84.55%
Signature Healthcare at St Mary Elizabeth Hosp	26	0	20	511	504	9	18	7,342	77.37%
Signature Healthcare of East Louisville	128	128	86	383	346	31	92	33,580	71.88%
Signature Healthcare of South Louisville	100	100	80	492	457	42	73	29,648	81.23%
Signature Healthcare of Spencer County	120	120	68	169	138	19	80	27,306	62.34%
Springhurst Health and Rehab	90	90	38	216	180	28	46	16,504	50.24%
St Matthews Care Center	125	125	99	233	173	51	108	37,249	81.64%
Summerfield Rehab and Wellness	165	161	107	143	150	20	80	32,775	55.77%
Sycamore Heights Health and Rehab	96	96	69	197	164	25	77	26,989	77.02%
The Forum at Brookside	40	40	26	29	50	5	0	2,484	41.13%
The Springs at Stony Brook	66	59	53	171	154	21	49	16,310	67.70%
Treyton Oaks Towers	60	60	39	210	176	33	40	15,502	70.79%
Valhalla Post Acute	130	130	104	478	425	36	121	45,195	95.25%

2021 ANNUAL KENTUCKY LONG TERM CARE UTILIZATION AND SERVICE REPORT

Table 29 - Nursing Facility By ADD

ADD / Facility	Licensed Beds	Beds In Operation	Beginning Census	Admissions	Discharges	Deaths	Ending Census	Total Patient Days	Occupancy Percentage
Wesley Manor	68	64	57	15	6	10	56	20,535	82.74%
Westport Place Health Campus	62	62	32	299	270	17	44	15,031	66.42%
ADD: 6 Total	5,470	4,677	3,870	13,421	11,948	1,385	3,969	1,457,463	76.02%
ADD:7									
Boonespring Transitional Care Center	143	143	116	472	398	59	131	43,523	83.39%
Bridgepoint Care and Rehabilitation Center	151	151	137	230	216	28	123	47,589	86.34%
Carmel Manor	95	95	58	84	60	40	42	19,377	55.88%
Coldspring Transitional Care Center	143	0	127	342	316	27	126	44,870	85.97%
Emerald Trace	68	68	32	418	369	28	53	16,996	68.48%
Florence Park Care Center	150	150	100	188	142	41	105	36,366	66.42%
Gallatin Nursing and Rehab	120	0	86	169	111	30	114	37,359	85.29%
Grant Center	95	95	72	91	65	9	89	31,399	90.55%
Highlandspring of Ft Thomas	140	140	97	471	398	51	119	43,534	85.19%
Madonna Manor	59	59	51	183	154	29	51	17,868	82.97%
Owenton Center	100	100	76	107	90	13	80	36,500	100.00%
River Valley Nursing Home	60	60	55	90	59	41	45	18,827	85.97%
Rosedale Green	176	176	126	138	60	61	143	49,964	77.78%
Signature Healthcare of Carrollton Rehab	78	78	60	120	93	25	62	24,487	86.01%
St Elizabeth Florence SNF	20	20	13	332	328	3	16	5,367	73.52%
St Elizabeth FT Thomas SNF	26	22	16	419	408	11	16	5,589	58.89%
The Pavilion at Kenton	82	82	71	144	143	5	67	26,300	89.67%
The Seasons at Alexandria	117	117	106	309	263	43	109	40,073	93.84%
Village Care Center	90	90	86	153	114	32	93	31,730	96.59%
Villaspring of Erlanger	140	140	117	451	384	61	123	42,708	83.58%
Woodcrest Nursing and Rehabilitation Center	127	127	72	129	97	24	80	27,531	59.39%
ADD: 7 Total	2,180	1,913	1,674	5,040	4,268	661	1,787	647,957	81.49%

2021 ANNUAL KENTUCKY LONG TERM CARE UTILIZATION AND SERVICE REPORT

Table 29 - Nursing Facility By ADD

ADD / Facility	Licensed Beds	Beds In Operation	Beginning Census	Admissions	Discharges	Deaths	Ending Census	Total Patient Days	Occupancy Percentage
ADD:8									
Bracken County Post-Acute and Rehabilitation Center	32	32	24	29	19	5	29	4,051	82.74%
Maysville Nursing and Rehabilitation Facility	130	130	69	248	172	38	107	39,055	82.31%
Pioneer Trace Nursing Home	102	92	61	57	36	30	58	25,202	67.69%
Robertson County Health Care Facility	60	60	41	107	69	22	57	19,635	89.66%
Vanceburg Rehabilitation and Care	94	0	71	136	108	12	87	31,755	92.55%
ADD: 8 Total	418	314	266	577	404	107	338	119,698	82.11%
ADD:9									
Edgewood Estates	60	60	36	32	17	13	38	13,026	59.48%
Life Care Center of Morehead	97	96	84	90	80	14	80	31,403	88.70%
Ridgeway Nursing and Rehabilitation	99	99	91	144	123	25	87	30,999	85.79%
St Claire Medical Center TCU	10	0	0	0	0	0	0	0	NaN
West Liberty Nursing and Rehabilitation Center	48	48	47	57	44	13	47	16,060	91.67%
Windsor Care Center	144	144	97	342	289	39	111	41,028	78.06%
ADD: 9 Total	458	447	355	665	553	104	363	132,516	81.04%
ADD:10									
Boyd Nursing and Rehabilitation Center	60	60	52	112	100	8	56	19,729	99.55%
Carter Nursing and Rehabilitation Center	120	120	99	175	123	38	113	41,140	93.93%
Elliott Nursing and Rehabilitation Center	75	75	68	76	45	31	68	25,334	92.54%
Kings Daughters Medical Center (NF)	20	0	0	0	0	0	0	0	NaN
Kingsbrook Lifecare Center	137	137	124	535	513	38	108	43,520	87.03%
Oakmont Manor	85	85	74	266	233	30	77	28,597	99.93%
South Shore Nursing and Rehabilitation Center	60	60	47	85	64	15	53	18,051	82.42%
The Jordan Center	120	120	60	57	49	16	52	22,014	50.26%
Woodland Oaks	110	110	97	229	201	19	106	37,918	94.44%

2021 ANNUAL KENTUCKY LONG TERM CARE UTILIZATION AND SERVICE REPORT

Table 29 - Nursing Facility By ADD

ADD / Facility	Licensed Beds	Beds In Opration	Beginning Census	Admissions	Discharges	Deaths	Ending Census	Total Patient Days	Occupancy Percentage
Wurtland Nursing and Rehabilitation Center	126	124	88	147	97	33	105	35,287	77.97%
ADD: 10 Total	913	891	709	1,682	1,425	228	738	271,590	84.68%
ADD:11									
Good Shepherd Community Nursing Center	118	118	101	202	166	27	110	40,374	93.74%
Highlands ARH Regional Medical Center (NF)	18	0	0	0	0	0	0	0	NaN
Landmark of Elkhorn City Rehabilitation	106	106	79	101	71	19	90	32,309	83.51%
Martin County Health Care Facility	65	65	46	118	88	13	63	21,627	91.16%
Mountain Manor of Paintsville	126	126	84	100	67	20	97	33,168	72.12%
Parkview Nursing and Rehabilitation Center (Pikeville)	120	120	88	170	141	24	93	35,669	81.44%
Pikeville Nursing and Rehab Center	106	0	87	270	225	44	88	30,158	78.97%
Prestonsburg Health Care Center	56	54	40	190	170	13	47	16,321	79.85%
Riverview Health Care Center	121	121	75	190	128	40	97	33,791	76.51%
Salyersville Nursing and Rehabilitation Center	142	136	87	145	118	18	102	36,326	70.09%
Tug Valley ARH Skilled Nursing Facility	35	34	14	128	120	9	13	5,743	45.83%
ADD: 11 Total	1,013	880	701	1,614	1,294	227	800	285,486	78.77%
ADD:12									
Hazard Health and Rehabilitation Center	200	200	142	180	137	43	142	62,658	85.83%
Hyden Health and Rehabilitation Center	94	94	89	82	83	8	80	31,985	93.22%
Knott County Health and Rehabilitation Center	92	92	76	107	90	18	75	29,126	86.74%
Lee County Care and Rehabilitation Center	109	109	79	227	164	43	99	34,478	86.66%
Letcher Manor	142	142	104	223	203	9	115	36,291	70.02%

2021 ANNUAL KENTUCKY LONG TERM CARE UTILIZATION AND SERVICE REPORT

Table 29 - Nursing Facility By ADD

ADD / Facility	Licensed Beds	Beds In Opration	Beginning Census	Admissions	Discharges	Deaths	Ending Census	Total Patient Days	Occupancy Percentage
Nim Henson Geriatric Center	120	0	55	36	56	5	30	4,885	11.15%
Owsley County Health Care Center	99	99	63	94	60	28	69	24,892	84.19%
Paul E Patton Eastern Ky Veterans Center	120	120	85	8	3	17	73	29,696	67.80%
Wolfe County Health and Rehabilitation Center	100	0	86	65	48	14	89	33,647	92.18%
ADD: 12 Total	1,076	856	779	1,022	844	185	772	287,658	74.49%
ADD:13									
Barbourville Health and Rehabilitation Center	135	135	106	95	62	26	115	43,840	88.97%
Christian Health Center - Corbin	100	100	81	127	96	23	89	30,553	83.71%
Corbin Health and Rehabilitation Center	100	100	79	74	56	23	74	28,287	77.50%
Harlan Health and Rehabilitation Center	143	143	76	140	75	25	116	43,285	82.93%
Hillcrest Health and Rehabilitation Center	120	120	85	82	65	21	81	30,178	68.90%
Landmark of Laurel Creek Rehab and Nursing	106	106	88	141	111	32	86	32,805	84.79%
Laurel Heights Home for the Elderly	143	143	116	109	61	44	120	44,186	84.66%
Middlesboro Nursing and Rehab	95	95	86	146	89	51	92	33,076	95.39%
Mountain View Nursing and Rehab Ctr	115	115	61	109	93	16	61	21,107	50.28%
Pineville Community Hospital	0	0	0	0	0	0	0	0	NaN
Rockcastle Health and Rehabilitation Center	104	104	74	250	213	35	76	27,219	71.70%
Rockcastle Regional Hospital and Respiratory Care	143	143	122	182	134	54	116	43,823	83.96%
Signature HealthCare at Jackson Manor	51	51	47	122	106	21	42	15,872	85.26%
The Heritage	85	85	64	176	137	21	82	27,128	87.44%
Tri-Cities Nursing and Rehabilitation Center	85	85	50	141	102	25	64	22,343	72.02%
Williamsburg Health and Rehabilitation Center	125	125	90	87	54	27	96	35,588	78.00%

2021 ANNUAL KENTUCKY LONG TERM CARE UTILIZATION AND SERVICE REPORT

Table 29 - Nursing Facility By ADD

ADD / Facility	Licensed Beds	Beds In Opration	Beginning Census	Admissions	Discharges	Deaths	Ending Census	Total Patient Days	Occupancy Percentage
ADD: 13 Total	1,650	1,650	1,225	1,981	1,454	444	1,310	479,290	79.58%
ADD:14									
Campbellsville Nursing and Rehabilitation	72	67	40	137	105	20	52	19,013	77.75%
Clinton County Care and Rehabilitation Center	52	52	40	97	66	23	48	16,421	86.52%
Cumberland Nursing and Rehabilitation Center	93	93	74	97	78	20	73	28,096	82.77%
Cumberland Valley Manor	84	84	74	26	17	24	59	23,391	76.29%
Fair Oaks Health Systems	114	114	73	81	43	38	73	30,169	72.50%
Green Hill Rehabilitation and Care	118	118	83	134	100	26	91	32,030	74.37%
Hicks Golden Years Nursing Home	59	59	46	46	15	28	49	17,279	80.24%
Lake Cumberland Regional Hospital SCU	12	12	7	180	177	0	10	3,257	74.36%
Liberty Care and Rehabilitation Center	97	97	71	93	68	22	74	22,947	64.81%
McDowell Skilled Nursing Facility	5	0	0	0	0	0	0	0	0.00%
Signature Healthcare At Summit Manor Rehab	104	104	57	121	77	27	74	25,379	66.86%
Signature Healthcare of McCreary County Rehab	60	60	42	105	90	9	48	17,967	82.04%
Somerset Nursing and Rehabilitation Facility	123	123	91	195	129	48	109	36,975	82.36%
Somerwoods Nursing and Rehabilitation	166	166	96	102	79	24	95	36,842	60.81%
The Grandview Nursing and Rehabilitation Facility	81	81	69	170	131	29	79	26,215	88.67%
ADD: 14 Total	1,240	1,230	863	1,584	1,175	338	934	335,981	74.53%
ADD:15									
Berea Health and Rehabilitation	84	71	50	162	121	20	71	23,268	75.89%
Bluegrass Care and Rehabilitation Center	124	116	98	274	242	24	106	34,522	81.54%
Bourbon Heights	67	67	59	34	14	21	58	21,170	86.57%
Bradford Square Center	100	100	94	175	148	35	86	30,018	82.24%

2021 ANNUAL KENTUCKY LONG TERM CARE UTILIZATION AND SERVICE REPORT

Table 29 - Nursing Facility By ADD

ADD / Facility	Licensed Beds	Beds In Opration	Beginning Census	Admissions	Discharges	Deaths	Ending Census	Total Patient Days	Occupancy Percentage
Cambridge Place	118	104	81	68	50	16	83	31,105	81.94%
Cardinal Hill Rehab Unit	74	74	32	806	805	2	31	10,456	38.71%
Cedar Ridge Health Campus	48	48	44	97	82	14	45	15,586	88.96%
Clark Regional Medical Center Transitional Care Unit	21	21	16	243	241	4	14	5,394	100.00%
Danville Center For Health	106	106	69	131	104	28	68	27,211	70.33%
Edgemont Healthcare	68	68	60	45	21	23	61	20,419	82.27%
Fountain Circle Care and Rehab Ctr	179	147	123	378	320	53	128	45,758	85.28%
Frankfort Rehab and Care	100	0	69	130	108	21	70	25,550	70.00%
Grand Haven Nursing Home	54	54	51	57	41	22	45	17,770	93.62%
Harborview Dover	85	85	59	129	90	21	77	27,816	89.66%
Harrodsburg Health and Rehab Ctr	112	112	75	186	112	49	100	28,655	70.10%
Homestead Post Acute	136	136	119	458	424	29	124	44,279	89.20%
Irvine Nursing and Rehabilitation	86	86	72	171	142	28	73	26,310	83.82%
Johnson Mathers Nursing Home	104	104	90	73	50	28	72	32,463	85.52%
Kenwood Health and Rehabilitation Center	93	93	55	208	159	31	73	24,330	71.67%
Landmark of Danville Rehabilitation and Nursing Center, LLC	90	90	55	75	49	13	68	24,179	73.60%
Landmark of Lancaster Rehabilitation and Nursing	96	96	79	109	64	34	90	31,255	89.20%
Lexington Country Place	111	94	66	150	119	35	62	22,783	56.23%
Lexington Premier Nursing and Rehab, LLC	120	90	66	225	180	35	76	28,588	65.27%
Madison Health and Rehabilitation Center	92	92	67	137	106	17	81	25,939	77.25%
Mayfair Manor	98	94	78	292	260	30	80	30,109	95.92%
Nicholasville Nursing and Rehabilitation	73	68	55	128	117	6	61	22,786	91.80%
Northpoint Lexington Healthcare Center	150	150	111	233	203	23	118	39,201	71.60%
Pine Meadows Post Acute	120	120	112	228	199	36	105	40,243	91.88%

2021 ANNUAL KENTUCKY LONG TERM CARE UTILIZATION AND SERVICE REPORT

Table 29 - Nursing Facility By ADD

ADD / Facility	Licensed Beds	Beds In Opration	Beginning Census	Admissions	Discharges	Deaths	Ending Census	Total Patient Days	Occupancy Percentage
Sayre Christian Village Nursing Home	153	153	110	118	80	31	117	43,831	78.49%
Signature Healthcare at Heritage Hall Rehab	94	94	61	223	178	25	81	29,849	87.00%
Signature Healthcare At Tanbark Rehab	34	34	24	520	507	12	25	9,522	76.73%
Signature Healthcare of Georgetown	65	65	57	211	191	19	58	21,405	90.22%
Stanford Care and Rehab	128	128	101	149	85	53	112	39,651	84.87%
Stanton Nursing and Rehabilitation Center	81	81	60	93	62	26	65	23,306	78.83%
Telford Terrace	25	25	15	30	18	8	19	6,670	73.10%
The Homeplace At Midway	23	23	23	11	3	9	22	7,948	94.68%
The Terrace Nursing and Rehabilitation	102	102	83	151	111	29	94	32,586	87.53%
The Willows at Fritz Farm	54	54	43	210	176	24	53	17,684	89.72%
The Willows at Hamburg	54	54	53	115	95	21	52	18,217	92.43%
The Willows at Harrodsburg	45	45	31	157	118	28	42	14,501	88.29%
Thomson Hood Veterans Center	285	285	93	43	6	32	98	36,869	35.44%
Willows at Citation	54	54	36	259	230	27	48	16,016	81.26%
ADD: 15 Total	3,906	3,683	2,795	7,692	6,431	1,042	3,012	1,075,218	76.98%
Statewide Total	26,541	23,716	19,013	47,978	39,883	6,894	20,185	7,196,409	76.52%

KENTUCKY ANNUAL LONG-TERM CARE SERVICES REPORT



KENTUCKY CABINET FOR
HEALTH AND FAMILY SERVICES

SECTION VI: PATIENT ORIGIN DATA

**Table 30 - 2021 Kentucky Long Term Care Facility Patient Origin
Facility ADD and Facility by Patient County of Residence**

ADD	Facility Name	Patient County	Under 65	65-74	75-84	Over 85	Unknown
ADD:1							
	Calvert City Convalescent Center	CALLOWAY	0	0	3	4	0
		GRAVES	0	0	1	1	0
		LIVINGSTON	0	0	0	3	0
		MARSHALL	1	3	17	29	0
		MCCRACKEN	0	1	6	7	0
		Total	1	4	27	44	0
	Clinton Hickman County Nursing Facility	CARLISLE	0	0	0	2	0
		FULTON	1	1	0	5	0
		GRAVES	0	1	0	3	0
		HICKMAN	2	4	5	6	0
		MCCRACKEN	0	0	0	1	0
		TN	0	0	2	5	0
		Total	3	6	7	22	0
	Clinton Place	HICKMAN	11	28	20	16	0
		Total	11	28	20	16	0
	Countryside Center	BALLARD	0	0	2	1	0
		CALLOWAY	1	2	1	0	0
		CARLISLE	3	3	6	4	0
		FULTON	0	0	2	1	0
		GRAVES	3	1	3	4	0
		HICKMAN	1	0	0	0	0
		IL	1	0	1	0	0
		LIVINGSTON	0	1	0	0	0
		MARSHALL	1	1	1	0	0
		MCCRACKEN	1	1	1	0	0

**Table 30 - 2021 Kentucky Long Term Care Facility Patient Origin
Facility ADD and Facility by Patient County of Residence**

ADD	Facility Name	Patient County	Under 65	65-74	75-84	Over 85	Unknown
		TN	0	1	1	0	0
		Total	11	10	18	10	0
	Fern Terrace of Murray						
		CALLOWAY	0	0	0	0	0
		Total	0	0	0	0	0
	Fulton Nursing and Rehab						
		BALLARD	0	0	1	0	0
		CALLOWAY	1	1	0	0	0
		FAYETTE	0	0	1	0	0
		FULTON	3	7	8	6	0
		GRAVES	1	3	3	1	0
		HART	0	1	0	0	0
		HICKMAN	0	0	1	0	0
		MARSHALL	1	0	0	0	0
		MCCRACKEN	0	1	0	0	0
		TN	3	1	4	2	0
		Total	9	14	18	9	0
	Gardens At Hickory Woods						
		CALLOWAY	0	0	0	0	0
		Total	0	0	0	0	0
	Green Acres Health Care						
		BALLARD	0	1	0	0	0
		CALLOWAY	1	1	3	0	0
		CHRISTIAN	0	0	0	1	0
		FULTON	1	1	0	1	0
		GRAVES	7	15	11	12	0
		HICKMAN	1	1	1	1	0
		MARSHALL	3	2	0	0	0
		MCCRACKEN	0	0	1	0	0

**Table 30 - 2021 Kentucky Long Term Care Facility Patient Origin
Facility ADD and Facility by Patient County of Residence**

ADD	Facility Name	Patient County	Under 65	65-74	75-84	Over 85	Unknown
		Other	0	0	1	1	0
		Total	13	21	17	16	0
	Lake Way Nursing and Rehabilitation Center						
		BALLARD	1	0	0	0	0
		CALLOWAY	3	1	7	7	0
		GRAVES	2	0	0	1	0
		MARSHALL	1	10	13	13	0
		MCCRACKEN	2	0	1	1	0
		TN	0	1	0	0	0
		Total	9	12	21	22	0
	Life Care Center of LaCenter						
		BALLARD	1	15	10	3	0
		CARLISLE	0	0	1	0	0
		MCCRACKEN	0	5	8	7	0
		Total	1	20	19	10	0
	Mayfield Health and Rehabilitation						
		CALLOWAY	3	6	3	3	0
		FULTON	2	1	0	1	0
		GRAVES	15	11	15	8	0
		HICKMAN	0	0	1	0	0
		MARSHALL	3	1	0	0	0
		MCCRACKEN	0	1	0	0	0
		Total	23	20	19	12	0
	Mills Nursing and Rehabilitation						
		CALDWELL	0	4	2	3	0
		CARLISLE	0	3	2	1	0
		FULTON	1	3	2	0	0
		GRAVES	2	13	38	14	0
		MARSHALL	0	1	2	1	0
		MCCRACKEN	1	2	2	1	0

**Table 30 - 2021 Kentucky Long Term Care Facility Patient Origin
Facility ADD and Facility by Patient County of Residence**

ADD	Facility Name	Patient County	Under 65	65-74	75-84	Over 85	Unknown
		Other	0	1	1	0	0
		Total	4	27	49	20	0
	Oakview Nursing and Rehabilitation Center						
		CALLOWAY	8	6	10	5	0
		GRAVES	0	1	0	0	0
		LIVINGSTON	1	2	0	0	0
		MARSHALL	6	4	12	4	0
		MCCRACKEN	3	7	6	4	0
		Total	18	20	28	13	0
	Parkview Nursing and Rehabilitation Center (Paducah)						
		BALLARD	1	1	2	5	0
		CALDWELL	1	0	1	0	0
		CALLOWAY	1	3	0	2	0
		CARLISLE	1	0	1	1	0
		CLINTON	0	1	0	0	0
		CRITTENDEN	0	1	0	0	0
		FULTON	0	0	0	1	0
		GRAVES	0	0	2	2	0
		HICKMAN	0	2	0	0	0
		IL	1	0	0	0	0
		LIVINGSTON	2	0	2	1	0
		LYON	2	1	0	1	0
		MARSHALL	0	3	3	4	0
		MCCRACKEN	7	20	36	48	0
		Other	0	0	0	1	0
		TN	0	0	0	2	0
		WARREN	0	0	0	1	0
		Total	16	32	47	69	0

**Table 30 - 2021 Kentucky Long Term Care Facility Patient Origin
Facility ADD and Facility by Patient County of Residence**

ADD	Facility Name	Patient County	Under 65	65-74	75-84	Over 85	Unknown
	Providence Pointe Healthcare	MCCRACKEN	0	0	0	0	89
		Total	0	0	0	0	89
	River Haven Nursing and Rehab	CALLOWAY	0	1	0	0	0
		GRAVES	0	9	3	0	0
		LIVINGSTON	0	0	4	2	0
		LYON	0	0	2	0	0
		MCCRACKEN	2	28	15	0	0
		Total	2	38	24	2	0
	Spring Creek Health Care	CALLOWAY	3	14	34	43	0
		CARLISLE	0	0	0	2	0
		GRAVES	0	1	4	2	0
		HENRY	0	0	2	0	0
		MARSHALL	0	2	1	2	0
		Other	0	2	0	2	2
		Total	3	19	41	51	2
	Stonecreek Health and Rehab	BALLARD	1	0	0	0	0
		CALLOWAY	1	0	0	1	0
		CARLISLE	0	1	0	0	0
		GRAVES	3	3	2	5	0
		LIVINGSTON	0	0	2	0	0
		MARSHALL	1	3	2	2	0
		MCCRACKEN	20	14	14	7	0
		MO	1	0	0	0	0
		TRIGG	0	1	0	0	0
		UNION	0	0	0	1	0
		Total	27	22	20	16	0

**Table 30 - 2021 Kentucky Long Term Care Facility Patient Origin
Facility ADD and Facility by Patient County of Residence**

ADD	Facility Name	Patient County	Under 65	65-74	75-84	Over 85	Unknown
ADD:1		Total	151	293	375	332	91
ADD:2							
	Better Senior Living						
		TRIGG	0	0	0	0	0
		Total	0	0	0	0	0
	Bradford Heights Health and Rehab Center						
		CALLOWAY	0	1	0	0	0
		CHRISTIAN	16	14	21	15	0
		HOPKINS	1	1	0	0	0
		LOGAN	0	1	0	0	0
		MUHLENBERG	1	0	0	0	0
		Other	0	0	0	1	0
		TODD	1	0	0	0	0
		TRIGG	1	1	5	1	0
		WARREN	1	0	0	0	0
		Total	21	18	26	17	0
	Brighton Cornerstone Health Care						
		CALDWELL	0	1	0	0	0
		CHRISTIAN	0	1	0	0	0
		HOPKINS	5	12	5	7	0
		MCLEAN	1	0	0	0	0
		MUHLENBERG	0	0	2	1	0
		WEBSTER	1	0	0	0	0
		Total	7	14	7	8	0
	Christian County Manor						
		CHRISTIAN	0	0	0	0	0
		Total	0	0	0	0	0
	Christian Health Center, Hopkinsville						
		CALDWELL	0	0	1	0	0
		CHRISTIAN	2	10	27	46	0
		SCOTT	1	0	0	0	0

**Table 30 - 2021 Kentucky Long Term Care Facility Patient Origin
Facility ADD and Facility by Patient County of Residence**

ADD	Facility Name	Patient County	Under 65	65-74	75-84	Over 85	Unknown
		TODD	0	0	1	1	0
		TRIGG	0	0	4	5	0
		Total	3	10	33	52	0
	Christian Heights Nursing and Rehabilitation Center						
		CHRISTIAN	14	14	8	2	0
		HOPKINS	0	0	0	1	0
		LINCOLN	0	0	0	1	0
		MCCRACKEN	0	0	0	1	0
		MONTGOMERY	1	0	0	0	0
		TODD	0	0	2	0	0
		TRIGG	2	0	1	1	0
		Total	17	14	11	6	0
	Covington Convalescent Center						
		CHRISTIAN	1	8	21	10	0
		Total	1	8	21	10	0
	Crittenden County Health and Rehabilitation Center						
		CALDWELL	1	1	0	0	0
		CHRISTIAN	1	0	0	0	0
		CRITTENDEN	7	6	9	9	0
		FAYETTE	0	0	0	1	0
		GRAVES	0	1	0	0	0
		HARDIN	0	0	1	0	0
		HOPKINS	0	0	1	0	0
		LIVINGSTON	3	1	1	1	0
		LYON	0	0	0	1	0
		MCCRACKEN	1	0	0	0	0
		Other	1	0	0	0	0
		TN	0	0	0	1	0
		UNION	0	1	2	2	0
		WEBSTER	0	0	2	0	0
		Total	14	10	16	15	0

**Table 30 - 2021 Kentucky Long Term Care Facility Patient Origin
Facility ADD and Facility by Patient County of Residence**

ADD	Facility Name	Patient County	Under 65	65-74	75-84	Over 85	Unknown
Dawson Springs Health And Rehab Ctr		BOYD	1	0	0	0	0
		CALDWELL	1	1	1	1	0
		CALLOWAY	1	0	0	0	0
		CHRISTIAN	1	0	2	1	0
		CUMBERLAND	0	0	1	0	0
		DAVIESS	0	1	0	0	0
		FLOYD	0	1	0	0	0
		HARDIN	0	0	1	0	0
		HENDERSON	0	0	1	0	0
		HOPKINS	1	6	5	8	0
		JEFFERSON	0	0	1	0	0
		LARUE	0	0	1	0	0
		MARSHALL	0	0	0	1	0
		MCCRACKEN	0	0	1	0	0
		MCCREARY	0	1	0	0	0
		MUHLENBERG	0	0	1	0	0
		OHIO	0	0	0	1	0
		TODD	0	1	0	0	0
		TRIGG	0	0	1	0	0
		WARREN	1	0	0	0	0
		WASHINGTON	0	0	1	0	0
		WEBSTER	0	0	4	0	0
		Total	6	11	21	12	0
Greenville Nursing and Rehabilitation		CHRISTIAN	0	1	1	0	0
		DAVIESS	0	1	0	0	0
		HOPKINS	0	0	1	0	0
		IN	0	0	0	1	0
		LOGAN	0	1	1	1	0
		MUHLENBERG	3	8	15	22	0

**Table 30 - 2021 Kentucky Long Term Care Facility Patient Origin
Facility ADD and Facility by Patient County of Residence**

ADD	Facility Name	Patient County	Under 65	65-74	75-84	Over 85	Unknown
		Other	0	1	0	0	0
		WARREN	1	0	0	0	0
		Total	4	12	18	24	0
	Hearthstone Place						
		CHRISTIAN	4	2	1	1	0
		DAVISS	1	0	0	0	0
		LOGAN	4	3	4	7	0
		LYON	1	0	0	0	0
		MONTGOMERY	1	0	0	0	0
		TODD	6	1	9	7	0
		Total	17	6	14	15	0
	Highland Homes, Inc.						
		CALDWELL	0	0	0	0	0
		Total	0	0	0	0	0
	Hillside Center						
		CHRISTIAN	3	1	1	3	0
		HOPKINS	9	8	12	9	0
		JEFFERSON	1	0	0	0	0
		MCLEAN	0	1	0	0	0
		MUHLENBERG	1	0	2	0	0
		WEBSTER	0	1	2	1	0
		Total	14	11	17	13	0
	Joseph Eddie Ballard Western Kentucky Veterans Ctr						
		BARREN	0	0	1	0	0
		BOONE	0	0	0	1	0
		BRECKINRIDGE	0	0	1	0	0
		CALLOWAY	0	1	0	0	0
		CARROLL	0	0	0	1	0
		CHRISTIAN	0	0	1	2	0
		CRITTENDEN	1	0	0	0	0
		DAVISS	0	2	3	4	0

**Table 30 - 2021 Kentucky Long Term Care Facility Patient Origin
Facility ADD and Facility by Patient County of Residence**

ADD	Facility Name	Patient County	Under 65	65-74	75-84	Over 85	Unknown
		GRAVES	0	0	1	0	0
		HENDERSON	0	1	2	3	0
		HOPKINS	0	1	2	5	0
		JEFFERSON	0	1	0	0	0
		LOGAN	0	1	0	1	0
		LYON	0	0	1	1	0
		MARSHALL	0	1	0	0	0
		MCCRACKEN	0	0	1	0	0
		MCLEAN	0	0	2	1	0
		MERCER	0	1	0	0	0
		MUHLENBERG	0	0	4	1	0
		OHIO	0	0	1	0	0
		TRIGG	0	0	1	0	0
		UNION	0	0	0	2	0
		WARREN	0	0	1	1	0
		WEBSTER	0	0	0	4	0
		Total	1	9	22	27	0
	Landmark of Kuttawa						
		CALDWELL	6	3	3	3	0
		CHRISTIAN	1	0	0	0	0
		CRITTENDEN	2	0	0	0	0
		GRAVES	0	1	0	0	0
		HENDERSON	0	1	0	0	0
		HICKMAN	1	0	0	0	0
		HOPKINS	0	0	1	2	0
		IL	0	1	0	0	0
		IN	0	0	0	1	0
		LIVINGSTON	0	1	2	1	0
		LYON	0	1	2	2	0
		MARSHALL	1	0	2	1	0
		MCCRACKEN	3	0	0	0	0

**Table 30 - 2021 Kentucky Long Term Care Facility Patient Origin
Facility ADD and Facility by Patient County of Residence**

ADD	Facility Name	Patient County	Under 65	65-74	75-84	Over 85	Unknown
		Other	0	0	1	1	0
		TN	0	0	2	1	0
		TRIGG	1	0	0	0	0
		WEBSTER	0	1	0	0	0
		Total	15	9	13	12	0
	Madisonville Health and Rehabilitation						
		GRANT	0	0	1	0	0
		GRAVES	1	0	0	0	0
		HENDERSON	0	1	0	0	0
		HOPKINS	20	13	21	8	0
		JEFFERSON	0	0	0	1	0
		MCLEAN	0	0	1	0	0
		MUHLENBERG	1	2	1	1	0
		OH	1	0	0	0	0
		WARREN	0	1	0	0	0
		WEBSTER	2	1	2	0	0
		Total	25	18	26	10	0
	Maple Health and Rehabilitation						
		BARREN	0	0	1	0	0
		CHRISTIAN	0	1	0	0	0
		DAVISS	0	0	3	0	0
		HENDERSON	0	0	0	1	0
		HOPKINS	1	0	1	0	0
		JEFFERSON	0	1	0	0	0
		LOGAN	1	0	0	0	0
		MCLEAN	0	0	0	1	0
		MENIFEE	0	1	0	0	0
		MUHLENBERG	9	12	27	24	0
		TODD	1	0	1	0	0
		Total	12	15	33	26	0

**Table 30 - 2021 Kentucky Long Term Care Facility Patient Origin
Facility ADD and Facility by Patient County of Residence**

ADD	Facility Name	Patient County	Under 65	65-74	75-84	Over 85	Unknown
	Owensboro Health Muhlenberg Community Hospital Long Term Care	DAVIESS	0	0	0	1	0
		IN	0	1	0	0	0
		LOGAN	0	0	1	0	0
		MUHLENBERG	1	5	9	25	0
		Total	1	6	10	26	0
	Pennyrile Home	CHRISTIAN	0	0	0	0	0
		Total	0	0	0	0	0
	Princeton Health and Rehab Center	CALDWELL	12	16	13	11	0
		CHRISTIAN	0	0	1	0	0
		CRITTENDEN	1	0	4	3	0
		DAVIESS	1	0	1	0	0
		GRAVES	1	0	0	0	0
		HOPKINS	1	1	0	0	0
		IN	0	0	0	1	0
		LOGAN	0	0	0	1	0
		LYON	0	1	3	2	0
		MARSHALL	0	1	0	0	0
		MCCRACKEN	0	2	0	2	0
		TN	0	1	0	0	0
		TRIGG	0	1	2	5	0
		UNION	0	1	1	0	0
		WEBSTER	1	0	0	0	0
		Total	17	24	25	25	0
	Ridgewood Terrace Nursing Home	BOYLE	0	1	0	0	0
		CALDWELL	0	0	1	0	0
		CHRISTIAN	1	0	0	0	0

**Table 30 - 2021 Kentucky Long Term Care Facility Patient Origin
Facility ADD and Facility by Patient County of Residence**

ADD	Facility Name	Patient County	Under 65	65-74	75-84	Over 85	Unknown
		DAVISS	0	0	1	1	0
		HOPKINS	7	16	29	23	0
		JEFFERSON	0	1	0	0	0
		MCLEAN	0	0	1	0	0
		MUHLENBERG	1	1	1	2	0
		WEBSTER	1	3	1	2	0
		Total	10	22	34	28	0
	River's Bend Retirement Community						
		CALDWELL	0	1	1	2	0
		CRITTENDEN	0	0	2	2	0
		IL	0	0	0	1	0
		LYON	0	2	7	8	0
		MARSHALL	0	1	2	2	0
		TRIGG	1	0	0	0	0
		Total	1	4	12	15	0
	Salem Springlake Health and Rehabilitation Center						
		CALDWELL	0	1	0	2	0
		CALLOWAY	1	0	0	0	0
		CHRISTIAN	1	0	0	0	0
		CRITTENDEN	1	2	3	3	0
		GRAVES	2	2	2	0	0
		HENDERSON	1	0	0	0	0
		HOPKINS	0	0	1	0	0
		JEFFERSON	1	0	0	0	0
		LIVINGSTON	6	0	4	6	0
		LYON	1	0	0	0	0
		MCCRACKEN	1	1	2	0	0
		Other	0	1	2	1	0
		TRIGG	0	1	0	0	0
		Total	15	8	14	12	0

**Table 30 - 2021 Kentucky Long Term Care Facility Patient Origin
Facility ADD and Facility by Patient County of Residence**

ADD	Facility Name	Patient County	Under 65	65-74	75-84	Over 85	Unknown
Shady Lawn Nursing and Rehabilitation Center		CALDWELL	0	0	1	0	0
		CHRISTIAN	3	2	1	1	0
		FULTON	0	1	0	0	0
		HICKMAN	1	0	0	0	0
		HOPKINS	1	0	0	0	0
		MARSHALL	1	0	0	0	0
		MCCRACKEN	1	1	0	0	0
		TN	1	0	0	0	0
		TRIGG	6	5	6	6	0
		Total	14	9	8	7	0
Tradewater Pointe		CALDWELL	3	0	1	2	0
		CHRISTIAN	2	0	1	1	0
		HOPKINS	2	8	10	9	0
		MUHLENBERG	0	0	0	1	0
		TODD	1	0	0	0	0
		TRIGG	0	1	0	0	0
		WEBSTER	0	1	0	1	0
		Total	8	10	12	14	0
Western State Nursing Facility		BARREN	1	0	0	0	0
		CHRISTIAN	9	18	16	10	0
		DAVISS	1	0	0	0	0
		FAYETTE	0	2	0	0	0
		GRAVES	0	1	0	0	0
		HOPKINS	0	0	0	1	0
		IN	1	0	0	0	0
		MCCRACKEN	0	1	1	0	0
		MUHLENBERG	0	0	1	0	0
		NELSON	0	0	1	0	0

**Table 30 - 2021 Kentucky Long Term Care Facility Patient Origin
Facility ADD and Facility by Patient County of Residence**

ADD	Facility Name	Patient County	Under 65	65-74	75-84	Over 85	Unknown
ADD:3		SCOTT	0	1	0	0	0
		SHELBY	0	1	0	0	0
		TRIGG	0	0	0	1	0
		UNION	1	0	0	0	0
		Total	13	24	19	12	0
		ADD:2 Total	236	272	412	386	0
	Beaver Dam Nursing and Rehab Center	OH	0	0	0	0	0
		Total	0	0	0	0	0
	Breckinridge Place	Other	0	0	0	3	0
		UNION	0	3	3	7	0
		Total	0	3	3	10	0
	Carmel Home	DAVIESS	0	0	9	5	0
		IN	0	0	0	2	0
		OH	0	0	0	1	0
		Other	0	0	0	18	0
		TODD	0	0	1	0	0
		Total	0	0	10	26	0
	Fordsville Nursing and Rehabilitation Center	BRECKINRIDGE	2	2	1	0	0
		DAVIESS	10	5	6	0	0
		ESTILL	0	1	0	0	0
		FAYETTE	0	1	0	0	0
		GRAVES	1	0	0	0	0
		GRAYSON	1	5	0	0	0
		HANCOCK	0	0	0	0	0
		HARDIN	0	2	0	0	0
		HOPKINS	1	2	0	0	0

**Table 30 - 2021 Kentucky Long Term Care Facility Patient Origin
Facility ADD and Facility by Patient County of Residence**

ADD	Facility Name	Patient County	Under 65	65-74	75-84	Over 85	Unknown
		JEFFERSON	3	0	0	2	0
		LOGAN	0	1	0	0	0
		MCLEAN	0	1	0	0	0
		OHIO	3	5	3	3	0
		Total	21	25	10	5	0
	Heartland Villa Center						
		BRECKINRIDGE	0	2	1	0	0
		DAVIESS	3	4	9	4	0
		HANCOCK	1	4	6	4	0
		IN	0	0	1	0	0
		Total	4	10	17	8	0
	Henderson Nursing and Rehabilitation Center						
		CALDWELL	0	0	1	0	0
		DAVIESS	2	0	0	1	0
		HENDERSON	21	19	11	9	0
		HOPKINS	0	2	1	0	0
		LOGAN	1	0	0	0	0
		LYON	1	0	0	0	0
		MCLEAN	0	1	0	0	0
		Other	1	0	0	0	0
		PULASKI	1	0	0	0	0
		UNION	2	1	1	0	0
		WEBSTER	0	1	0	0	0
		Total	29	24	14	10	0
	Hermitage Care and Rehabilitation Center						
		BRECKINRIDGE	0	1	0	0	0
		DAVIESS	1	16	23	39	0
		HANCOCK	0	0	0	1	0
		HENDERSON	0	0	1	0	0
		IN	0	0	0	2	0
		MCLEAN	0	0	0	2	0

**Table 30 - 2021 Kentucky Long Term Care Facility Patient Origin
Facility ADD and Facility by Patient County of Residence**

ADD	Facility Name	Patient County	Under 65	65-74	75-84	Over 85	Unknown
		OH	0	0	0	1	0
		Total	1	17	24	45	0
	Morganfield Nursing and Rehabilitation Center						
		HENDERSON	7	7	4	2	0
		IL	0	0	2	0	0
		IN	1	0	1	0	0
		MCCRACKEN	0	1	0	0	0
		UNION	8	3	10	3	0
		WEBSTER	2	1	1	1	0
		Total	18	12	18	6	0
	Owensboro Center						
		BARREN	1	0	0	0	0
		BRECKINRIDGE	0	0	1	0	0
		CASEY	0	1	0	0	0
		CHRISTIAN	0	1	0	0	0
		DAVISS	9	27	31	18	0
		HANCOCK	0	1	1	2	0
		HENDERSON	0	1	2	0	0
		JEFFERSON	1	0	0	0	0
		MAGOFFIN	1	0	0	0	0
		MCLEAN	2	1	0	1	0
		MUHLENBERG	0	0	2	0	0
		OHIO	0	0	1	2	0
		Other	0	1	0	0	0
		Total	14	33	38	23	0
	Redbanks						
		DAVISS	0	0	6	2	0
		HENDERSON	8	18	27	48	0
		HOPKINS	0	1	0	0	0
		IL	0	0	0	1	0

**Table 30 - 2021 Kentucky Long Term Care Facility Patient Origin
Facility ADD and Facility by Patient County of Residence**

ADD	Facility Name	Patient County	Under 65	65-74	75-84	Over 85	Unknown
		IN	1	0	0	2	0
		LIVINGSTON	0	0	0	1	0
		MCLEAN	0	0	0	2	0
		OHIO	0	0	1	2	0
		Other	0	0	2	1	0
		ROCKCASTLE	0	0	1	0	0
		TODD	1	0	0	0	0
		UNION	1	2	1	1	0
		WEBSTER	1	0	3	1	0
		Total	12	21	41	61	0
	Redbanks Colonial Terrace						
		DAVIESS	0	1	1	1	0
		HENDERSON	2	4	7	3	0
		HOPKINS	1	0	1	1	0
		IN	0	0	0	1	0
		MCLEAN	0	1	0	0	0
		UNION	1	1	0	2	0
		WEBSTER	2	1	8	4	0
		Total	6	8	17	12	0
	Riverside Care and Rehab Ctr						
		DAVIESS	7	3	4	7	0
		GRAYSON	0	0	1	0	0
		HANCOCK	0	0	1	0	0
		HENDERSON	0	1	0	0	0
		HOPKINS	2	1	1	0	0
		MCLEAN	4	4	12	11	0
		MUHLENBERG	1	4	0	1	0
		Other	1	0	2	1	0
		PIKE	0	0	1	0	0
		WEBSTER	0	0	1	0	0
		Total	15	13	23	20	0

**Table 30 - 2021 Kentucky Long Term Care Facility Patient Origin
Facility ADD and Facility by Patient County of Residence**

ADD	Facility Name	Patient County	Under 65	65-74	75-84	Over 85	Unknown
	Shemwell Nursing Home	HOPKINS	0	0	0	8	0
		Other	0	0	0	0	0
		WEBSTER	0	0	12	0	0
		Total	0	0	12	8	0
	Signature Healthcare at Hillcrest	DAVIESS	7	12	13	82	0
		Total	7	12	13	82	0
	Signature Healthcare of Hartford Rehab and Wellnes	BUTLER	4	1	1	0	0
		DAVIESS	5	2	4	2	0
		GRAYSON	0	2	1	2	0
		HANCOCK	0	2	0	0	0
		HOPKINS	0	1	0	0	0
		JEFFERSON	0	0	0	1	0
		KNOX	0	0	1	0	0
		LAUREL	1	0	0	0	0
		MCLEAN	0	0	2	0	0
		MUHLENBERG	1	0	1	1	0
		OHIO	9	4	19	15	0
		WARREN	0	0	0	2	0
		Total	20	12	29	23	0
	The Oaks PCH/Lewisport	HANCOCK	0	0	0	0	0
		Total	0	0	0	0	0
	The Transitional Care Center of Owensboro	DAVIESS	0	1	7	2	0
		HANCOCK	0	0	1	1	0
		OHIO	0	1	0	0	0
		Total	0	2	8	3	0

**Table 30 - 2021 Kentucky Long Term Care Facility Patient Origin
Facility ADD and Facility by Patient County of Residence**

ADD	Facility Name	Patient County	Under 65	65-74	75-84	Over 85	Unknown
Twin Rivers Nursing and Rehab Center		DAVISS	0	0	0	0	61
		GRAVES	0	0	1	0	0
		HARLAN	0	1	0	0	0
		HENDERSON	1	2	0	0	0
		HOPKINS	0	1	0	0	0
		JEFFERSON	1	0	0	0	0
		JESSAMINE	0	1	0	0	0
		MCLEAN	1	1	0	0	0
		MUHLENBERG	1	0	1	0	0
		OHIO	0	1	0	0	0
		Other	0	1	1	0	0
		ROCKCASTLE	0	0	1	0	0
		SCOTT	0	0	1	0	0
		TAYLOR	0	0	1	0	0
		UNION	0	0	1	0	0
		WOODFORD	0	0	1	0	0
		Total	4	8	8	0	61
Wellington Parc of Owensboro		CLARK	0	0	0	1	0
		DAVISS	0	4	20	27	0
		HARDIN	0	1	0	0	0
		HENDERSON	0	0	1	0	0
		HOPKINS	0	0	1	0	0
		IN	0	2	1	1	0
		LYON	0	0	0	1	0
		MCLEAN	0	0	2	1	0
		TN	0	0	1	0	0
		Total	0	7	26	31	0
		ADD:3 Total	151	207	311	373	61

**Table 30 - 2021 Kentucky Long Term Care Facility Patient Origin
Facility ADD and Facility by Patient County of Residence**

ADD	Facility Name	Patient County	Under 65	65-74	75-84	Over 85	Unknown
ADD:4							
	Auburn Health Care						
		ALLEN	1	3	0	0	0
		CALDWELL	0	1	0	0	0
		EDMONSON	0	1	0	0	0
		JOHNSON	1	0	0	0	0
		LOGAN	1	7	5	8	0
		PIKE	0	1	0	0	0
		SIMPSON	2	0	1	0	0
		WARREN	0	2	1	3	0
		Total	5	15	7	11	0
	Barren County Nursing and Rehab						
		ADAIR	0	1	1	0	0
		ALLEN	0	0	1	0	0
		BARREN	10	9	10	34	0
		BULLITT	0	2	0	0	0
		GREEN	0	0	1	0	0
		HART	1	0	2	0	0
		METCALFE	0	1	0	3	0
		MONROE	1	0	3	0	0
		WARREN	0	0	2	0	0
		Total	12	13	20	37	0
	Bowling Green Nursing and Rehabilitation						
		ALLEN	1	2	1	0	0
		BARREN	0	0	0	2	0
		BRECKINRIDGE	1	0	0	0	0
		BUTLER	0	1	0	0	0
		FAYETTE	1	0	0	0	0
		HARDIN	0	1	0	0	0
		HART	0	1	1	0	0
		JESSAMINE	0	0	0	1	0

**Table 30 - 2021 Kentucky Long Term Care Facility Patient Origin
Facility ADD and Facility by Patient County of Residence**

ADD	Facility Name	Patient County	Under 65	65-74	75-84	Over 85	Unknown
		LOGAN	0	1	1	0	0
		MONROE	0	1	0	0	0
		SIMPSON	1	1	2	0	0
		WARREN	13	9	14	1	0
		Total	17	17	19	4	0
	Cal Turner Rehab and Specialty Care						
		ALLEN	8	13	31	19	0
		BARREN	2	0	0	0	0
		BUTLER	1	1	0	0	0
		LOGAN	0	0	1	0	0
		SIMPSON	1	0	1	1	0
		TN	0	1	1	0	0
		WARREN	4	4	3	7	0
		Total	16	19	37	27	0
	Christian Health Center, Bowling Green						
		ALLEN	0	0	0	2	0
		LOGAN	0	0	2	0	0
		WARREN	0	0	9	8	0
		Total	0	0	11	10	0
	Colonial Center						
		BARREN	0	10	0	0	0
		SIMPSON	0	0	0	7	0
		WARREN	0	0	0	19	0
		Total	0	10	0	26	0
	Creekwood Place Nursing and Rehab Center						
		BUTLER	0	0	0	1	0
		CHRISTIAN	0	1	1	2	0
		DAVISS	0	0	1	2	0
		GRAVES	0	1	0	0	0
		HANCOCK	0	1	0	0	0
		HENDERSON	0	0	1	0	0

**Table 30 - 2021 Kentucky Long Term Care Facility Patient Origin
Facility ADD and Facility by Patient County of Residence**

ADD	Facility Name	Patient County	Under 65	65-74	75-84	Over 85	Unknown
	Edmonson Center	HOPKINS	0	0	0	1	0
		LOGAN	2	15	11	23	0
		METCALFE	0	0	0	1	0
		MONROE	0	0	1	0	0
		MUHLENBERG	0	2	8	7	0
		Other	0	0	1	0	0
		SIMPSON	0	0	1	2	0
		TN	1	1	0	0	0
		TODD	0	2	1	1	0
		Total		3	23	26	40
	Franklin-Simpson Nursing and Rehabilitation	BUTLER	0	0	1	1	0
		EDMONSON	7	12	14	14	0
		GRAYSON	0	3	1	0	0
		HART	0	0	0	1	0
		WARREN	2	3	3	4	0
		Total		9	18	19	20
	Franklin-Simpson Nursing and Rehabilitation	ALLEN	4	2	0	1	0
		BUTLER	1	0	0	0	0
		CLARK	0	0	1	0	0
		DAVISS	0	1	0	0	0
		ESTILL	1	1	0	0	0
		FAYETTE	1	1	0	1	0
		HART	0	1	1	0	0
		HENDERSON	1	0	0	0	0
		IN	0	1	0	0	0
		JEFFERSON	2	1	1	0	0
		LOGAN	4	2	2	1	0
		MADISON	0	0	0	1	0
		SCOTT	1	0	0	0	0

**Table 30 - 2021 Kentucky Long Term Care Facility Patient Origin
Facility ADD and Facility by Patient County of Residence**

ADD	Facility Name	Patient County	Under 65	65-74	75-84	Over 85	Unknown
		SIMPSON	1	3	7	12	0
		TAYLOR	0	0	1	0	0
		TODD	0	0	0	1	0
		WARREN	7	4	4	3	0
		WASHINGTON	0	1	0	0	0
		Total	23	18	17	20	0
	Glasgow State Nursing Facility						
		ADAIR	0	1	1	0	0
		ALLEN	0	2	0	0	0
		BARREN	0	0	2	1	0
		BOONE	1	0	0	0	0
		BULLITT	2	0	0	0	0
		CALDWELL	0	1	0	0	0
		CAMPBELL	1	0	1	0	0
		CLARK	1	0	1	0	0
		EDMONSON	0	0	1	0	0
		FAYETTE	1	1	3	0	0
		FLOYD	0	1	0	0	0
		GREEN	0	1	0	0	0
		HARRISON	0	2	0	0	0
		HART	0	1	2	0	0
		JEFFERSON	3	1	0	0	0
		JESSAMINE	0	1	0	0	0
		KENTON	1	0	0	0	0
		MCCRACKEN	0	1	0	0	0
		MERCER	1	0	0	0	0
		METCALFE	1	0	0	0	0
		OHIO	0	0	1	0	0
		PULASKI	0	2	0	0	0
		RUSSELL	1	0	0	0	0
		TAYLOR	0	0	1	0	0

**Table 30 - 2021 Kentucky Long Term Care Facility Patient Origin
Facility ADD and Facility by Patient County of Residence**

ADD	Facility Name	Patient County	Under 65	65-74	75-84	Over 85	Unknown
		WARREN	1	3	2	0	0
		Total	14	18	15	1	0
	Glenview Health Care Facility						
		ADAIR	0	2	2	0	0
		ALLEN	0	1	0	0	0
		BARREN	2	5	18	9	0
		CUMBERLAND	1	0	0	0	0
		HART	0	0	1	1	0
		METCALFE	0	0	1	0	0
		WARREN	1	2	3	1	0
		Total	4	10	25	11	0
	Greenwood Nursing and Rehabilitation						
		WARREN	18	34	35	31	0
		Total	18	34	35	31	0
	Harpers Home for the Aged						
		METCALFE	0	0	0	0	0
		Total	0	0	0	0	0
	Hart County Manor						
		HART	0	0	0	0	0
		Total	0	0	0	0	0
	Hopkins Center						
		ALLEN	0	1	3	1	0
		LOGAN	1	1	3	0	0
		Other	1	2	0	0	0
		SIMPSON	0	1	6	6	0
		WARREN	2	0	5	10	0
		Total	4	5	17	17	0
	Magnolia Village						
		ALLEN	0	0	0	1	0
		BARREN	0	0	1	0	0

**Table 30 - 2021 Kentucky Long Term Care Facility Patient Origin
Facility ADD and Facility by Patient County of Residence**

ADD	Facility Name	Patient County	Under 65	65-74	75-84	Over 85	Unknown
		DAVISS	0	0	1	1	0
		FRANKLIN	0	0	1	0	0
		HARDIN	0	0	0	2	0
		IN	0	0	1	0	0
		JEFFERSON	0	1	0	0	0
		LOGAN	0	0	1	2	0
		OHIO	0	0	1	0	0
		SIMPSON	0	0	0	1	0
		WARREN	1	1	12	20	0
		WHITLEY	0	0	1	0	0
		Total	1	2	19	27	0
	Metcalfe Health Care Center						
		ADAIR	2	1	3	2	0
		BARREN	0	1	0	0	0
		CUMBERLAND	0	1	1	0	0
		GREEN	0	1	0	0	0
		HART	1	0	0	0	0
		MCCREARY	0	0	1	0	0
		METCALFE	4	5	15	19	0
		PULASKI	0	2	0	0	0
		RUSSELL	1	0	1	0	0
		Total	8	11	21	21	0
	Morgantown Care and Rehabilitation Center						
		BUTLER	7	16	35	19	0
		CHRISTIAN	0	1	0	0	0
		CLAY	0	1	0	0	0
		DAVISS	1	0	1	0	0
		GRAYSON	1	0	0	0	0
		IN	0	1	1	0	0
		LOGAN	0	1	0	0	0
		MADISON	0	1	0	1	0

**Table 30 - 2021 Kentucky Long Term Care Facility Patient Origin
Facility ADD and Facility by Patient County of Residence**

ADD	Facility Name	Patient County	Under 65	65-74	75-84	Over 85	Unknown
		MUHLENBERG	0	0	1	0	0
		OHIO	0	0	2	1	0
		WARREN	2	4	2	2	0
		Total	11	25	42	23	0
	NHC HealthCare, Glasgow						
		ADAIR	0	2	0	0	0
		ALLEN	0	1	0	1	0
		BARREN	9	16	26	50	0
		HART	2	2	3	4	0
		METCALFE	1	4	2	9	0
		MONROE	2	0	2	3	0
		RUSSELL	0	1	1	0	0
		WARREN	0	1	1	5	0
		Total	14	27	35	72	0
	Signature Healthcare Bowling Green						
		ALLEN	2	2	1	0	0
		BARREN	0	1	2	0	0
		BUTLER	1	0	2	2	0
		CHRISTIAN	0	1	1	0	0
		DAVISS	0	1	3	1	0
		EDMONSON	0	1	0	0	0
		HARDIN	0	1	0	0	0
		HART	0	0	2	0	0
		KNOX	0	1	1	0	0
		LOGAN	1	2	3	2	0
		MCCREARY	0	1	1	0	0
		MONROE	2	0	0	0	0
		MUHLENBERG	0	0	0	1	0
		OHIO	0	0	0	1	0
		Other	2	1	2	1	0
		PULASKI	0	0	1	0	0

**Table 30 - 2021 Kentucky Long Term Care Facility Patient Origin
Facility ADD and Facility by Patient County of Residence**

ADD	Facility Name	Patient County	Under 65	65-74	75-84	Over 85	Unknown
		SIMPSON	1	3	1	0	0
		TN	0	0	1	0	0
		WARREN	19	24	25	12	0
		Total	28	39	46	20	0
	Signature Healthcare of Glasgow						
		ADAIR	2	0	0	0	0
		ALLEN	0	1	0	0	0
		BARREN	7	7	3	10	0
		CUMBERLAND	0	1	0	0	0
		HARDIN	0	0	1	0	0
		HART	0	2	1	0	0
		JEFFERSON	1	1	0	0	0
		MCCREARY	0	0	1	0	0
		METCALFE	1	1	3	0	0
		MONROE	0	5	1	0	0
		Other	1	5	4	4	0
		WARREN	0	0	2	1	0
		Total	12	23	16	15	0
	Signature Healthcare of Hart County						
		ALLEN	0	1	0	0	0
		BARREN	3	4	6	4	0
		EDMONSON	0	0	1	1	0
		GRAYSON	0	0	0	1	0
		GREEN	0	0	0	1	0
		HARDIN	0	0	1	0	0
		HART	12	11	12	18	0
		HOPKINS	0	1	0	0	0
		JEFFERSON	0	0	0	1	0
		MCCRACKEN	1	0	0	0	0
		METCALFE	0	0	2	1	0
		SIMPSON	1	0	0	0	0

**Table 30 - 2021 Kentucky Long Term Care Facility Patient Origin
Facility ADD and Facility by Patient County of Residence**

ADD	Facility Name	Patient County	Under 65	65-74	75-84	Over 85	Unknown
		WARREN	4	0	0	0	0
		Total	21	17	22	27	0
	Signature HealthCare of Monroe County Rehab						
		ADAIR	0	1	0	0	0
		ALLEN	0	0	0	2	0
		CUMBERLAND	0	1	0	0	0
		LOGAN	0	0	0	1	0
		METCALFE	2	0	1	0	0
		MONROE	9	13	28	20	0
		TN	0	0	0	1	0
		Total	11	15	29	24	0
	T J Samson Community Hospital Skilled Nursing Unit						
		BARREN	0	0	2	3	0
		HART	0	0	1	0	0
		METCALFE	1	0	1	0	0
		MONROE	0	1	1	0	0
		WARREN	0	1	0	0	0
		Total	1	2	5	3	0
		ADD:4 Total	232	361	483	487	0
ADD:5							
	Brandenburg Nursing and Rehabilitation						
		BRECKINRIDGE	2	1	2	0	0
		BULLITT	0	0	1	0	0
		DAVISS	0	0	1	0	0
		HARDIN	2	2	4	4	0
		IL	1	0	0	0	0
		IN	0	0	1	1	0
		JEFFERSON	1	0	1	3	0
		MEADE	7	2	6	5	0
		OHIO	0	2	0	0	0

**Table 30 - 2021 Kentucky Long Term Care Facility Patient Origin
Facility ADD and Facility by Patient County of Residence**

ADD	Facility Name	Patient County	Under 65	65-74	75-84	Over 85	Unknown
		Other	0	0	0	0	0
		WASHINGTON	0	0	2	0	0
		Total	13	7	18	13	0
	Breckinridge Memorial Nursing Facility						
		BRECKINRIDGE	1	0	8	9	0
		Total	1	0	8	9	0
	Cedars Of Lebanon Nursing Center						
		BOYLE	0	0	1	0	0
		LARUE	0	0	1	0	0
		MARION	4	2	5	11	0
		NELSON	1	0	0	0	0
		SHELBY	0	1	0	0	0
		TAYLOR	2	1	0	0	0
		WASHINGTON	1	0	0	0	0
		Total	8	4	7	11	0
	Elizabethtown Nursing and Rehab						
		BARREN	1	0	0	0	0
		FAYETTE	1	1	0	0	0
		GRAYSON	1	0	0	1	0
		HARDIN	6	9	12	14	0
		HART	0	0	1	0	0
		JEFFERSON	0	0	1	0	0
		LARUE	0	0	1	0	0
		NELSON	1	0	0	1	0
		Other	0	0	1	0	0
		Total	10	10	16	16	0
	Flaget Memorial Hospital NF						
		NELSON	0	0	0	0	0
		Total	0	0	0	0	0
	Grayson Nursing and Rehabilitation						
		BRECKINRIDGE	0	0	2	0	0

**Table 30 - 2021 Kentucky Long Term Care Facility Patient Origin
Facility ADD and Facility by Patient County of Residence**

ADD	Facility Name	Patient County	Under 65	65-74	75-84	Over 85	Unknown
		EDMONSON	0	1	1	0	0
		GRAYSON	7	9	16	25	0
		HARDIN	0	1	1	0	0
		JEFFERSON	1	0	2	0	0
		OHIO	0	0	1	0	0
		Other	0	0	2	0	0
		WARREN	1	0	0	0	0
		Total	9	11	25	25	0
Hardinsburg Nursing and Rehabilitation							
		BRECKINRIDGE	5	6	16	12	0
		DAVISS	1	0	0	0	0
		FAYETTE	0	0	1	0	0
		GRAYSON	0	1	2	2	0
		HANCOCK	0	0	1	0	0
		HARDIN	1	1	0	0	0
		JEFFERSON	0	0	2	0	0
		MAGOFFIN	1	0	0	0	0
		MEADE	0	0	1	0	0
		NELSON	0	0	1	0	0
		Other	0	3	0	0	0
		Total	8	11	24	14	0
Helmwood Healthcare Center							
		BULLITT	0	0	1	3	0
		FAYETTE	0	0	0	1	0
		HARDIN	3	7	7	18	0
		JEFFERSON	0	0	0	1	0
		LARUE	0	0	2	3	0
		MEADE	0	0	2	0	0
		NELSON	0	0	1	1	0
		Total	3	7	13	27	0

**Table 30 - 2021 Kentucky Long Term Care Facility Patient Origin
Facility ADD and Facility by Patient County of Residence**

ADD	Facility Name	Patient County	Under 65	65-74	75-84	Over 85	Unknown
	Kensington Center	BULLITT	0	1	0	0	0
		GRAYSON	0	0	0	2	0
		HARDIN	10	12	9	15	0
		JEFFERSON	1	1	0	0	0
		LARUE	0	1	1	5	0
		MEADE	0	0	2	0	0
		NELSON	2	1	1	0	0
		Other	0	0	1	0	0
		TAYLOR	1	0	0	0	0
		Total	14	16	14	22	0
	Landmark of Bardstown Rehab and Nursing	BULLITT	3	0	2	0	0
		CUMBERLAND	1	0	0	0	0
		FAYETTE	0	2	1	0	0
		HARDIN	2	4	4	3	0
		JEFFERSON	1	2	0	2	0
		MARION	0	3	4	2	0
		NELSON	4	8	7	6	0
		SPENCER	0	4	3	0	0
		WASHINGTON	0	4	2	0	0
		Total	11	27	23	13	0
	Loretto Motherhouse Infirmary	MARION	0	1	5	21	0
		MO	0	0	0	3	0
		NELSON	0	1	0	5	0
		Other	0	0	3	2	0
		WASHINGTON	0	0	0	1	0
		Total	0	2	8	32	0
	Nursing Facility of Hardin Memorial Hospital	BRECKINRIDGE	0	0	0	1	0

**Table 30 - 2021 Kentucky Long Term Care Facility Patient Origin
Facility ADD and Facility by Patient County of Residence**

ADD	Facility Name	Patient County	Under 65	65-74	75-84	Over 85	Unknown
		HARDIN	0	0	1	3	0
		MEADE	0	0	0	1	0
		Total	0	0	1	5	0
	Radcliff Veterans Center						
		ADAIR	0	0	1	0	0
		BRECKINRIDGE	0	0	1	0	0
		BULLITT	0	0	1	0	0
		FAYETTE	0	1	0	0	0
		HARDIN	1	4	2	4	0
		JEFFERSON	1	5	4	3	0
		JESSAMINE	0	0	0	1	0
		LARUE	0	0	1	0	0
		OLDHAM	0	0	1	0	0
		PERRY	0	0	1	0	0
		SIMPSON	0	1	0	0	0
		Total	2	11	12	8	0
	Sansbury Care Center						
		JEFFERSON	0	0	1	2	0
		NELSON	1	0	0	3	0
		Other	0	0	1	2	0
		WASHINGTON	0	2	8	25	0
		Total	1	2	10	32	0
	Signature Healthcare At Colonial Rehab						
		BULLITT	0	1	0	1	0
		CLARK	0	0	1	0	0
		HARDIN	4	1	0	1	0
		JEFFERSON	2	2	0	0	0
		MARION	0	0	6	1	0
		NELSON	4	10	6	8	0
		SCOTT	0	1	0	0	0
		SHELBY	1	0	0	0	0

**Table 30 - 2021 Kentucky Long Term Care Facility Patient Origin
Facility ADD and Facility by Patient County of Residence**

ADD	Facility Name	Patient County	Under 65	65-74	75-84	Over 85	Unknown
		WASHINGTON	0	1	1	0	0
		WHITLEY	0	0	1	0	0
		Total	11	16	15	11	0
	Signature Healthcare at North Hardin Rehab						
		BARREN	0	0	0	1	0
		BRECKINRIDGE	2	0	1	0	0
		BULLITT	0	1	0	0	0
		GRAYSON	1	1	1	0	0
		HARDIN	16	15	23	22	0
		HART	1	0	0	0	0
		JEFFERSON	0	0	1	1	0
		LARUE	0	2	0	1	0
		MEADE	1	2	4	1	0
		NELSON	1	1	0	0	0
		PIKE	1	0	0	0	0
		PULASKI	0	1	0	0	0
		TAYLOR	2	0	0	0	0
		WARREN	1	0	0	0	0
		WASHINGTON	2	0	0	0	0
		Total	28	23	30	26	0
	Signature Healthcare of Elizabethtown						
		ADAIR	0	0	0	1	0
		BULLITT	0	0	1	0	0
		DAVISS	0	0	1	0	0
		GARRARD	0	0	0	1	0
		GRAYSON	1	3	1	0	0
		HARDIN	11	14	15	14	0
		HART	0	2	1	0	0
		JEFFERSON	0	1	4	0	0
		LARUE	1	2	0	0	0
		NELSON	0	1	1	2	0

**Table 30 - 2021 Kentucky Long Term Care Facility Patient Origin
Facility ADD and Facility by Patient County of Residence**

ADD	Facility Name	Patient County	Under 65	65-74	75-84	Over 85	Unknown
		SPENCER	0	1	0	0	0
		TAYLOR	0	1	1	0	0
		Total	13	25	25	18	0
	Spring View Health and Rehab Center						
		BRECKINRIDGE	0	3	2	1	0
		GRAYSON	6	20	26	8	0
		HARDIN	0	1	2	0	0
		Total	6	24	30	9	0
	Springfield Nursing and Rehabilitation Center						
		BOYLE	2	2	4	1	0
		CALDWELL	0	0	1	0	0
		CLARK	0	1	0	0	0
		FAYETTE	1	0	0	0	0
		GRAYSON	1	0	0	0	0
		HARDIN	0	1	1	1	0
		JEFFERSON	1	0	0	0	0
		MADISON	0	1	0	0	0
		MARION	2	1	2	0	0
		MERCER	0	1	0	0	0
		NELSON	1	3	1	1	0
		PULASKI	1	0	0	0	0
		SHELBY	1	1	0	0	0
		SPENCER	0	0	1	0	0
		TAYLOR	0	0	1	0	0
		WASHINGTON	5	4	7	5	0
		WHITLEY	0	0	1	0	0
		Total	15	15	19	8	0
	Sunrise Manor Nursing Home						
		ADAIR	0	0	1	0	0
		BRECKINRIDGE	0	0	1	0	0
		BULLITT	0	1	1	0	0

**Table 30 - 2021 Kentucky Long Term Care Facility Patient Origin
Facility ADD and Facility by Patient County of Residence**

ADD	Facility Name	Patient County	Under 65	65-74	75-84	Over 85	Unknown
		GRAYSON	0	2	0	1	0
		GREEN	0	1	0	0	0
		HARDIN	3	7	8	14	0
		HART	0	2	0	2	0
		LARUE	5	6	15	16	0
		MEADE	0	1	1	0	0
		METCALFE	0	0	1	0	0
		MUHLENBERG	0	1	0	0	0
		NELSON	0	2	3	1	0
		OHIO	0	0	1	0	0
		PULASKI	0	0	1	0	0
		RUSSELL	0	0	0	1	0
		TAYLOR	1	1	2	4	0
		WEBSTER	0	0	0	1	0
		Total	9	24	35	40	0
	The Village of Lebanon II						
		IL	0	0	0	1	0
		MARION	0	2	1	5	0
		Other	0	0	0	1	0
		WASHINGTON	0	1	1	3	0
		Total	0	3	2	10	0
	Village of Lebanon II (NF)						
		BOYLE	0	0	0	1	0
		GREEN	0	0	0	1	0
		MARION	0	0	4	2	0
		TAYLOR	0	0	1	1	0
		WASHINGTON	0	0	1	2	0
		Total	0	0	6	7	0
	Windsor Gardens CCRC						
		NELSON	0	0	0	0	0
		Total	0	0	0	0	0

**Table 30 - 2021 Kentucky Long Term Care Facility Patient Origin
Facility ADD and Facility by Patient County of Residence**

ADD	Facility Name	Patient County	Under 65	65-74	75-84	Over 85	Unknown
ADD:5		ADD:5 Total	162	238	341	356	0
ADD:6	Baptist Health La Grange						
		Other	0	0	0	0	0
		Total	0	0	0	0	0
	Barton House of Louisville 1						
		JEFFERSON	0	0	0	0	0
		Total	0	0	0	0	0
	Bedford Springs Health and Rehabilitation						
		BOONE	1	0	1	0	0
		BULLITT	1	0	0	0	0
		CARROLL	0	1	2	1	0
		GRANT	0	0	1	0	0
		HENRY	1	1	1	1	0
		JEFFERSON	0	4	0	2	0
		NELSON	1	0	0	0	0
		OLDHAM	0	4	5	1	0
		SHELBY	0	1	0	0	0
		TRIMBLE	2	5	4	2	0
		Total	6	16	14	7	0
	Bedrock HC at Green Meadows						
		BRECKINRIDGE	0	0	0	1	0
		BULLITT	4	12	10	9	0
		JEFFERSON	4	8	11	7	0
		NELSON	2	4	3	2	0
		SPENCER	1	2	1	2	0
		Total	11	26	25	21	0
	Cherokee Park Rehabilitation						
		BARREN	0	0	2	1	0
		BOURBON	0	0	1	0	0
		BULLITT	0	3	2	0	0

**Table 30 - 2021 Kentucky Long Term Care Facility Patient Origin
Facility ADD and Facility by Patient County of Residence**

ADD	Facility Name	Patient County	Under 65	65-74	75-84	Over 85	Unknown
		CARROLL	0	0	0	1	0
		HARDIN	0	0	4	2	0
		HOPKINS	0	0	0	1	0
		IN	0	0	2	0	0
		JEFFERSON	4	7	21	4	0
		MADISON	0	1	0	0	0
		NELSON	0	0	1	1	0
		Other	0	0	2	3	0
		SCOTT	0	0	1	0	0
		SHELBY	0	4	3	2	0
		TAYLOR	0	0	1	0	0
		TRIMBLE	0	0	1	0	0
		Total	4	15	41	15	0
	Christian Health Center of Louisville						
		JEFFERSON	13	31	28	26	0
		Total	13	31	28	26	0
	Clifton Oaks Care Center						
		JEFFERSON	0	12	35	45	0
		Total	0	12	35	45	0
	Colonial House of Shepherdsville						
		BULLITT	0	0	0	0	0
		Total	0	0	0	0	0
	Crestview Center						
		ANDERSON	0	0	0	1	0
		FAYETTE	0	0	1	0	0
		FRANKLIN	1	2	3	3	0
		HENRY	0	0	2	1	0
		JEFFERSON	0	0	1	2	0
		NELSON	0	0	1	1	0
		SHELBY	3	5	12	15	0

**Table 30 - 2021 Kentucky Long Term Care Facility Patient Origin
Facility ADD and Facility by Patient County of Residence**

ADD	Facility Name	Patient County	Under 65	65-74	75-84	Over 85	Unknown
		SPENCER	0	0	3	0	0
		Total	4	7	23	23	0
	Eastern Star Home in KY						
		BARREN	0	0	0	1	0
		BULLITT	0	0	0	1	0
		JEFFERSON	0	0	5	6	0
		OLDHAM	0	0	0	1	0
		Other	0	2	0	0	0
		Total	0	2	5	9	0
	Episcopal Church Home						
		JEFFERSON	0	6	4	12	0
		Total	0	6	4	12	0
	Essex Nursing and Rehabilitation Center						
		BULLITT	0	1	1	0	0
		FAYETTE	0	1	1	0	0
		FLOYD	0	0	1	0	0
		HART	0	0	1	0	0
		JEFFERSON	15	31	31	24	0
		MUHLENBERG	0	0	0	1	0
		TN	0	0	0	1	0
		Total	15	33	35	26	0
	Forest Hills Commons						
		JEFFERSON	0	12	51	25	0
		Total	0	12	51	25	0
	Forest Springs Health Campus						
		BUTLER	0	0	0	1	0
		CLARK	0	0	1	0	0
		IN	0	0	0	1	0
		JEFFERSON	1	3	13	19	0
		NELSON	0	1	0	0	0

**Table 30 - 2021 Kentucky Long Term Care Facility Patient Origin
Facility ADD and Facility by Patient County of Residence**

ADD	Facility Name	Patient County	Under 65	65-74	75-84	Over 85	Unknown
		OLDHAM	0	3	1	5	0
		Other	0	1	0	0	0
		SHELBY	0	0	1	1	0
		Total	1	8	16	27	0
	Franciscan Health Care Center						
		BRECKINRIDGE	0	0	0	1	0
		BULLITT	0	0	2	2	0
		JEFFERSON	1	15	13	29	0
		NELSON	0	0	0	1	0
		OLDHAM	0	1	0	0	0
		Total	1	16	15	33	0
	Friendship Health and Rehab						
		OLDHAM	0	0	0	0	0
		Total	0	0	0	0	0
	Glen Ridge Health Campus						
		JEFFERSON	0	9	21	16	0
		Total	0	9	21	16	0
	Highlands Nursing and Rehabilitation Center						
		BREATHITT	1	0	0	0	0
		FAYETTE	1	1	0	0	0
		GRAYSON	1	0	0	0	0
		JEFFERSON	57	35	28	6	0
		SHELBY	1	0	1	1	0
		Total	61	36	29	7	0
	Hillcreek Rehabilitation and Care						
		JEFFERSON	5	41	40	56	0
		Total	5	41	40	56	0
	Home of the Innocents						
		BOONE	2	0	0	0	0
		BRECKINRIDGE	1	0	0	0	0
		BULLITT	1	0	0	0	0

**Table 30 - 2021 Kentucky Long Term Care Facility Patient Origin
Facility ADD and Facility by Patient County of Residence**

ADD	Facility Name	Patient County	Under 65	65-74	75-84	Over 85	Unknown
		CAMPBELL	2	0	0	0	0
		CARTER	1	0	0	0	0
		CHRISTIAN	1	0	0	0	0
		DAVIESS	2	0	0	0	0
		EDMONSON	1	0	0	0	0
		FAYETTE	2	0	0	0	0
		GRANT	1	0	0	0	0
		GRAVES	1	0	0	0	0
		GRAYSON	1	0	0	0	0
		HARDIN	1	0	0	0	0
		HARLAN	1	0	0	0	0
		HENRY	1	0	0	0	0
		IL	1	0	0	0	0
		IN	1	0	0	0	0
		JEFFERSON	32	0	0	0	0
		KENTON	1	0	0	0	0
		LAUREL	1	0	0	0	0
		LEE	1	0	0	0	0
		LETCHER	1	0	0	0	0
		MADISON	1	0	0	0	0
		MARION	1	0	0	0	0
		MCCRACKEN	2	0	0	0	0
		MONTGOMERY	1	0	0	0	0
		OH	1	0	0	0	0
		OLDHAM	2	0	0	0	0
		Other	1	0	0	0	0
		PIKE	1	0	0	0	0
		PULASKI	1	0	0	0	0
		SCOTT	1	0	0	0	0
		SHELBY	1	0	0	0	0
		WARREN	1	0	0	0	0

**Table 30 - 2021 Kentucky Long Term Care Facility Patient Origin
Facility ADD and Facility by Patient County of Residence**

ADD	Facility Name	Patient County	Under 65	65-74	75-84	Over 85	Unknown
		WEBSTER	1	0	0	0	0
		WHITLEY	1	0	0	0	0
		Total	73	0	0	0	0
	Jeffersontown Rehabilitation						
		JEFFERSON	13	26	27	19	1
		Total	13	26	27	19	1
	Kindred Hospital - Louisville						
		ALLEN	1	0	0	0	0
		BOURBON	1	0	0	0	0
		BRECKINRIDGE	0	1	0	0	0
		BULLITT	0	1	0	0	0
		CARROLL	0	1	0	0	0
		FRANKLIN	1	1	0	0	0
		HENRY	1	0	0	0	0
		HOPKINS	0	1	0	0	0
		IN	0	2	0	0	0
		JEFFERSON	11	6	2	0	0
		LARUE	1	0	0	0	0
		MARION	1	0	0	0	0
		MCCRACKEN	1	0	0	0	0
		MEADE	0	0	1	0	0
		MONROE	1	0	0	0	0
		NELSON	0	1	0	0	0
		OHIO	0	1	0	0	0
		WARREN	1	0	0	0	0
		WOLFE	1	0	0	0	0
		Total	21	15	3	0	0
	Kindred Nursing and Rehabilitation-Bashford						
		JEFFERSON	0	0	0	0	0
		Total	0	0	0	0	0

**Table 30 - 2021 Kentucky Long Term Care Facility Patient Origin
Facility ADD and Facility by Patient County of Residence**

ADD	Facility Name	Patient County	Under 65	65-74	75-84	Over 85	Unknown
	Klondike Center						
		BULLITT	1	0	0	0	0
		CUMBERLAND	0	0	1	0	0
		JEFFERSON	16	19	11	4	2
		MCCRACKEN	0	1	0	0	0
		Other	0	0	0	0	0
		SHELBY	1	1	0	0	0
		TAYLOR	1	1	0	0	0
		Total	19	22	12	4	2
	Landmark of Iroquois Park and Nursing Center						
		JEFFERSON	20	32	14	22	0
		Total	20	32	14	22	0
	Landmark of Louisville Rehab and Nursing						
		BOYD	1	0	0	0	0
		BULLITT	0	2	0	0	0
		HARDIN	2	0	0	0	0
		IL	1	0	0	0	0
		IN	1	0	0	0	0
		JEFFERSON	51	42	42	22	0
		JOHNSON	1	0	0	0	0
		NELSON	0	0	1	0	0
		OLDHAM	1	0	0	0	0
		SPENCER	0	1	0	0	0
		WASHINGTON	0	0	0	1	0
		WOODFORD	0	1	0	0	0
		Total	58	46	43	23	0
	Landmark of River City Rehabilitation and Nursing						
		JEFFERSON	0	0	0	0	58
		Total	0	0	0	0	58
	Little Sisters of the Poor						
		JEFFERSON	0	0	11	20	0

**Table 30 - 2021 Kentucky Long Term Care Facility Patient Origin
Facility ADD and Facility by Patient County of Residence**

ADD	Facility Name	Patient County	Under 65	65-74	75-84	Over 85	Unknown
		MARION	0	0	0	1	0
		OH	0	0	0	1	0
		VA	0	0	0	1	0
		Total	0	0	11	23	0
	Louisville East Post Acute						
		BRECKINRIDGE	0	0	1	0	0
		BULLITT	1	1	2	0	0
		CLARK	1	0	0	0	0
		FAYETTE	2	0	0	0	0
		FRANKLIN	1	0	1	0	0
		GRANT	1	0	0	0	0
		GREENUP	1	0	0	0	0
		HENRY	0	1	0	0	0
		IN	2	0	0	0	0
		JEFFERSON	23	36	42	33	0
		KENTON	2	0	0	0	0
		MADISON	0	0	1	0	0
		OLDHAM	2	1	3	3	0
		PIKE	0	1	0	0	0
		SHELBY	2	0	0	0	0
		SPENCER	0	1	0	0	0
		TAYLOR	1	0	0	0	0
		Total	39	41	50	36	0
	Louisville Protestant Altenheim						
		BULLITT	0	0	1	0	0
		IN	0	1	0	0	0
		JEFFERSON	0	1	3	8	0
		OLDHAM	0	0	1	0	0
		Total	0	2	5	8	0

**Table 30 - 2021 Kentucky Long Term Care Facility Patient Origin
Facility ADD and Facility by Patient County of Residence**

ADD	Facility Name	Patient County	Under 65	65-74	75-84	Over 85	Unknown
	Lyndon Woods Care and Rehabilitation	JEFFERSON	3	27	45	43	0
		Total	3	27	45	43	0
	Masonic Home of Louisville	BULLITT	1	1	2	0	0
		FAYETTE	0	0	0	1	0
		IN	0	2	1	1	0
		JEFFERSON	7	26	46	43	0
		NELSON	0	0	1	0	0
		OLDHAM	0	1	1	2	0
		Other	0	0	0	1	0
		PIKE	0	0	0	1	0
		SHELBY	0	0	1	0	0
		SPENCER	0	0	1	0	0
		TAYLOR	0	0	0	1	0
		WARREN	0	0	1	0	0
		Total	8	30	54	50	0
	Masonic Home of Shelbyville	ANDERSON	0	1	0	0	0
		BULLITT	0	20	22	0	0
		FRANKLIN	16	3	66	5	29
		HENRY	5	18	19	0	0
		JEFFERSON	0	0	5	0	0
		SHELBY	0	78	49	26	0
		Total	21	120	161	31	29
	Nazareth Home	HENRY	0	0	0	1	0
		IN	0	0	1	1	0
		JEFFERSON	2	15	49	25	0
		LARUE	0	1	0	0	0

**Table 30 - 2021 Kentucky Long Term Care Facility Patient Origin
Facility ADD and Facility by Patient County of Residence**

ADD	Facility Name	Patient County	Under 65	65-74	75-84	Over 85	Unknown
		NELSON	0	1	2	0	0
		Other	0	0	0	1	0
		TAYLOR	0	0	0	1	0
		Total	2	17	52	29	0
	Nazareth Home Clifton						
		IN	0	0	2	0	0
		JEFFERSON	2	20	36	28	0
		SPENCER	0	0	0	1	0
		Total	2	20	38	29	0
	New Castle Nursing and Rehab						
		ANDERSON	1	0	1	0	0
		CARROLL	0	1	0	0	0
		FAYETTE	1	2	0	1	0
		HENRY	1	9	9	10	0
		IN	0	0	1	0	0
		JEFFERSON	0	1	1	1	0
		KENTON	0	0	0	1	0
		MADISON	0	1	0	0	0
		MONTGOMERY	1	0	0	0	0
		OLDHAM	1	0	0	0	0
		OWEN	0	0	1	1	0
		SCOTT	0	0	1	0	0
		SHELBY	1	1	2	0	0
		Total	6	15	16	14	0
	Park Terrace Health Campus						
		BULLITT	0	0	0	2	0
		HARDIN	0	0	0	0	1
		JEFFERSON	1	7	19	29	0
		NELSON	0	0	1	0	0
		OLDHAM	0	0	0	1	0
		Total	1	7	20	32	1

**Table 30 - 2021 Kentucky Long Term Care Facility Patient Origin
Facility ADD and Facility by Patient County of Residence**

ADD	Facility Name	Patient County	Under 65	65-74	75-84	Over 85	Unknown
	Regency Center	JEFFERSON	0	0	0	0	0
		Total	0	0	0	0	0
	Regis Woods	JEFFERSON	0	0	0	0	0
		Total	0	0	0	0	0
	Richwood Nursing and Rehab	BOURBON	0	0	0	1	0
		BRECKINRIDGE	0	0	2	0	0
		BULLITT	1	0	0	0	0
		FAYETTE	0	1	0	0	0
		FRANKLIN	0	0	0	1	0
		FULTON	0	0	0	1	0
		HARDIN	0	0	1	0	0
		HARRISON	0	0	0	1	0
		HENRY	2	4	1	5	0
		IN	0	2	0	0	0
		JEFFERSON	5	8	10	7	0
		LARUE	0	1	1	0	0
		OLDHAM	0	4	11	29	0
		Other	0	0	0	1	0
		OWEN	0	0	1	0	0
		RUSSELL	0	0	1	1	0
		SHELBY	0	0	1	3	0
		SPENCER	1	0	0	0	0
		TRIMBLE	0	2	1	0	0
		Total	9	22	30	50	0
	Rivers Edge Nursing and Rehabilitation Center	JEFFERSON	14	32	26	12	0
		Total	14	32	26	12	0

**Table 30 - 2021 Kentucky Long Term Care Facility Patient Origin
Facility ADD and Facility by Patient County of Residence**

ADD	Facility Name	Patient County	Under 65	65-74	75-84	Over 85	Unknown
	Sanders Ridge Health Campus	BULLITT	0	0	0	0	0
		JEFFERSON	0	0	0	0	0
		NELSON	0	0	4	0	0
		Other	0	0	0	0	0
		SPENCER	0	0	2	0	0
		Total	0	0	6	0	0
	Seneca Place	BRECKINRIDGE	0	0	1	0	0
		BULLITT	0	1	0	0	0
		FRANKLIN	1	0	0	0	0
		HARDIN	0	0	0	1	0
		JEFFERSON	20	17	22	21	0
		OHIO	0	1	0	0	0
		OLDHAM	1	0	0	0	0
		Other	1	0	0	1	0
		ROCKCASTLE	1	0	0	0	0
		SHELBY	0	1	0	0	0
		Total	24	20	23	23	0
	Signature Healthcare At Jefferson Manor Rehab	BULLITT	0	0	11	0	0
		DAVISS	0	1	0	0	0
		FLOYD	1	0	0	0	0
		JEFFERSON	6	15	24	11	0
		JESSAMINE	0	1	0	0	0
		OLDHAM	0	0	2	1	0
		POWELL	0	1	0	0	0
		WASHINGTON	1	0	0	0	0
		Total	8	18	37	12	0
	Signature Healthcare at Jefferson Place Rehab	HARDIN	1	0	0	0	0

**Table 30 - 2021 Kentucky Long Term Care Facility Patient Origin
Facility ADD and Facility by Patient County of Residence**

ADD	Facility Name	Patient County	Under 65	65-74	75-84	Over 85	Unknown
		JEFFERSON	6	14	15	21	0
		NELSON	0	0	0	1	0
		OLDHAM	0	1	0	1	0
		Total	7	15	15	23	0
	Signature Healthcare At Rockford Rehab						
		BULLITT	0	0	0	1	0
		DAVISS	1	0	0	0	0
		FLOYD	1	0	0	0	0
		HARDIN	1	0	0	0	0
		HARRISON	1	0	0	0	0
		JEFFERSON	31	31	16	7	0
		MEADE	0	0	0	1	0
		Other	0	0	1	0	0
		TAYLOR	0	1	0	0	0
		Total	35	32	17	9	0
	Signature Healthcare at St Mary Elizabeth Hosp						
		BULLITT	1	0	0	0	0
		IN	0	0	0	1	0
		JEFFERSON	2	2	9	3	0
		Total	3	2	9	4	0
	Signature Healthcare of East Louisville						
		ADAIR	0	1	0	0	0
		BULLITT	1	4	0	0	0
		CLARK	1	0	0	0	0
		GRAYSON	0	1	0	0	0
		HENRY	1	0	1	0	0
		JEFFERSON	19	27	19	17	0
		Total	22	33	20	17	0
	Signature Healthcare of South Louisville						
		BULLITT	1	1	1	1	0
		CLARK	0	1	0	0	0

**Table 30 - 2021 Kentucky Long Term Care Facility Patient Origin
Facility ADD and Facility by Patient County of Residence**

ADD	Facility Name	Patient County	Under 65	65-74	75-84	Over 85	Unknown
		FLOYD	0	0	2	0	0
		GRAYSON	1	0	0	0	0
		HARDIN	0	0	0	2	0
		JEFFERSON	6	20	15	20	0
		NELSON	1	0	0	0	0
		SHELBY	0	1	0	0	0
		Total	9	23	18	23	0

Signature Healthcare of Spencer County

		ANDERSON	0	0	1	0	0
		BRECKINRIDGE	0	0	1	0	0
		BULLITT	0	1	2	1	0
		CLARK	0	1	0	0	0
		FAYETTE	0	0	1	0	0
		FRANKLIN	0	0	0	2	0
		HARDIN	0	0	0	1	0
		HENRY	0	0	2	0	0
		JEFFERSON	0	4	5	5	0
		MAGOFFIN	0	1	0	0	0
		NELSON	0	0	3	1	0
		OLDHAM	0	0	0	0	1
		Other	0	0	1	1	0
		PULASKI	0	0	1	0	0
		SHELBY	4	4	2	1	0
		SPENCER	5	7	5	13	0
		TN	0	1	0	0	0
		WASHINGTON	0	1	1	0	0
		Total	9	20	25	25	1

Springhurst Health and Rehab

		BULLITT	1	0	0	0	0
		IN	0	0	1	0	0
		JEFFERSON	5	2	10	24	0

**Table 30 - 2021 Kentucky Long Term Care Facility Patient Origin
Facility ADD and Facility by Patient County of Residence**

ADD	Facility Name	Patient County	Under 65	65-74	75-84	Over 85	Unknown
		OLDHAM	0	1	1	1	0
		Total	6	3	12	25	0
	St Matthews Care Center						
		CLARK	0	1	0	0	0
		DAVISS	1	0	0	0	0
		FAYETTE	1	0	0	0	0
		GRAYSON	1	0	1	0	0
		GREEN	1	0	0	0	0
		HARDIN	0	1	0	0	0
		IN	1	0	0	0	0
		JACKSON	1	0	0	0	0
		JEFFERSON	24	27	24	14	0
		METCALFE	1	0	0	0	0
		NELSON	0	1	0	0	0
		OLDHAM	0	2	2	1	0
		SHELBY	1	0	1	0	0
		SPENCER	0	0	0	1	0
		Total	32	32	28	16	0
	Storypoint Prospect						
		JEFFERSON	0	0	0	0	0
		Total	0	0	0	0	0
	Summerfield Rehab and Wellness						
		HARLAN	0	0	0	1	0
		JEFFERSON	7	22	15	35	0
		Total	7	22	15	36	0
	Sunrise of Louisville						
		JEFFERSON	0	0	0	0	0
		Total	0	0	0	0	0

**Table 30 - 2021 Kentucky Long Term Care Facility Patient Origin
Facility ADD and Facility by Patient County of Residence**

ADD	Facility Name	Patient County	Under 65	65-74	75-84	Over 85	Unknown
	Sycamore Heights Health and Rehab						
		JEFFERSON	21	24	21	11	0
		Total	21	24	21	11	0
	The Forum at Brookside						
		JEFFERSON	0	0	0	1	0
		Total	0	0	0	1	0
	The Legacy at English Station						
		Other	0	0	0	0	0
		Total	0	0	0	0	0
	The Springs at Stony Brook						
		JEFFERSON	0	14	23	12	0
		Total	0	14	23	12	0
	Treyton Oaks Towers						
		HARDIN	0	0	1	0	0
		IN	0	0	1	0	0
		JEFFERSON	2	8	9	17	0
		OLDHAM	0	0	0	1	0
		WOODFORD	0	0	1	0	0
		Total	2	8	12	18	0
	Valhalla Post Acute						
		BULLITT	1	1	2	0	0
		FAYETTE	0	0	0	1	0
		FRANKLIN	1	0	0	0	0
		IL	0	1	0	0	0
		IN	0	0	0	1	0
		JEFFERSON	10	22	25	35	0
		NELSON	0	0	0	1	0
		OLDHAM	2	2	5	5	0
		SHELBY	0	1	0	3	0

**Table 30 - 2021 Kentucky Long Term Care Facility Patient Origin
Facility ADD and Facility by Patient County of Residence**

ADD	Facility Name	Patient County	Under 65	65-74	75-84	Over 85	Unknown
		SPENCER	0	0	1	1	0
		Total	14	27	33	47	0
	Westport Place Health Campus						
		IN	0	0	0	2	0
		JEFFERSON	2	4	9	24	0
		OLDHAM	0	0	0	2	0
		Other	0	0	0	1	0
		Total	2	4	9	29	0
ADD:7		ADD:6 Total	631	1,041	1,312	1,104	92
	Boonespring Transitional Care Center						
		BOONE	4	13	26	12	0
		CAMPBELL	1	2	4	1	0
		FAYETTE	0	1	0	2	0
		GALLATIN	0	1	1	2	0
		IL	0	0	1	0	0
		JACKSON	0	0	1	0	0
		KENTON	0	2	21	13	0
		MASON	0	0	1	0	0
		OH	1	2	3	2	0
		Other	1	2	1	5	0
		Total	7	23	59	37	0
	Bridgepoint Care and Rehabilitation Center						
		BOONE	26	6	14	0	0
		CAMPBELL	4	1	1	0	0
		FRANKLIN	0	3	1	1	0
		GRANT	1	4	1	0	0
		IN	0	0	3	0	0
		JEFFERSON	5	7	0	0	0
		KENTON	14	6	5	5	0

**Table 30 - 2021 Kentucky Long Term Care Facility Patient Origin
Facility ADD and Facility by Patient County of Residence**

ADD	Facility Name	Patient County	Under 65	65-74	75-84	Over 85	Unknown
		MONTGOMERY	0	2	0	0	0
		NICHOLAS	2	0	0	0	0
		OH	4	5	0	0	0
		WV	0	0	2	0	0
		Total	56	34	27	6	0
	Carmel Manor						
		BOONE	0	1	2	0	0
		CAMPBELL	1	2	5	16	0
		JEFFERSON	0	0	0	1	0
		KENTON	0	0	0	12	0
		OH	0	0	1	1	0
		Total	1	3	8	30	0
	Charter Senior Living of Edgewood						
		OH	0	0	0	0	0
		Total	0	0	0	0	0
	Coldspring Transitional Care Center						
		BOONE	1	4	4	4	0
		BRACKEN	1	1	1	0	0
		CAMPBELL	3	26	18	28	0
		FAYETTE	0	0	1	0	0
		GRANT	0	1	0	0	0
		IL	0	1	0	0	0
		KENTON	3	12	6	6	0
		OH	1	0	2	1	0
		PENDLETON	0	0	1	0	0
		Total	9	45	33	39	0
	Colonial Gardens						
		BOONE	0	0	0	0	0
		Total	0	0	0	0	0
	Dominion Senior Living of Florence						
		BOONE	1	4	19	9	0

**Table 30 - 2021 Kentucky Long Term Care Facility Patient Origin
Facility ADD and Facility by Patient County of Residence**

ADD	Facility Name	Patient County	Under 65	65-74	75-84	Over 85	Unknown
		CAMPBELL	0	1	5	6	0
		GRANT	0	0	3	1	0
		KENTON	0	1	6	5	0
		Total	1	6	33	21	0
	Emerald Trace						
		BOONE	0	1	11	9	0
		CAMPBELL	0	1	0	1	0
		GALLATIN	0	0	1	0	0
		GRANT	0	0	1	0	0
		KENTON	0	4	10	14	0
		Total	0	6	23	24	0
	Florence Park Care Center						
		BOONE	14	11	12	14	0
		CAMPBELL	7	6	8	6	0
		GRANT	0	1	0	0	0
		KENTON	4	6	7	3	0
		OH	0	3	1	0	0
		Other	0	0	1	0	0
		SCOTT	0	0	1	0	0
		Total	25	27	30	23	0
	Gallatin Nursing and Rehab						
		BOONE	5	3	7	7	0
		BOYD	0	0	1	0	0
		CAMPBELL	0	1	0	0	0
		CARROLL	2	5	5	3	0
		FAYETTE	1	1	0	0	0
		FRANKLIN	0	0	1	1	0
		GALLATIN	3	3	5	7	0
		GARRARD	1	0	0	0	0
		GRANT	4	2	5	9	0
		HARRISON	0	1	0	0	0

**Table 30 - 2021 Kentucky Long Term Care Facility Patient Origin
Facility ADD and Facility by Patient County of Residence**

ADD	Facility Name	Patient County	Under 65	65-74	75-84	Over 85	Unknown
	Grant Center	HENRY	0	0	1	0	0
		KENTON	5	8	3	2	0
		LINCOLN	0	0	1	0	0
		MADISON	1	0	0	0	0
		MO	0	0	0	1	0
		OH	0	0	1	0	0
		OWEN	0	0	2	3	0
		PENDLETON	0	0	1	0	0
		POWELL	0	1	0	0	0
		ROCKCASTLE	0	1	0	0	0
		Total	22	26	33	33	0
	Highlandspring of Ft Thomas	GRANT	23	16	31	19	0
		Total	23	16	31	19	0
	Ivy Knoll	BOONE	2	2	2	2	0
		BRACKEN	0	0	0	1	0
		CAMPBELL	3	11	16	28	0
		FAYETTE	0	0	1	0	0
		FRANKLIN	0	0	1	0	0
		GALLATIN	0	0	1	0	0
		KENTON	0	8	16	8	0
		OH	0	1	0	3	0
		Other	0	2	5	3	0
		PENDLETON	0	0	2	1	0
		Total	5	24	44	46	0
		KENTON	0	0	0	0	0
		Total	0	0	0	0	0

**Table 30 - 2021 Kentucky Long Term Care Facility Patient Origin
Facility ADD and Facility by Patient County of Residence**

ADD	Facility Name	Patient County	Under 65	65-74	75-84	Over 85	Unknown
	Jonesville Rest Home	GRANT	0	0	0	0	0
		Total	0	0	0	0	0
	Madonna Manor	BOONE	0	2	5	4	0
		CAMPBELL	0	0	1	1	0
		KENTON	0	3	9	24	0
		MUHLENBERG	0	0	1	0	0
		OHIO	0	0	1	0	0
		Total	0	5	17	29	0
	River Valley Nursing Home	BOONE	1	0	0	2	0
		BRACKEN	0	0	0	3	0
		CAMPBELL	1	2	3	10	0
		GRANT	0	0	0	1	0
		KENTON	1	1	1	3	0
		Other	0	0	1	1	0
		OWEN	0	1	0	0	0
		PENDLETON	1	3	2	6	0
		PULASKI	0	0	0	1	0
		Total	4	7	7	27	0
	Rosedale Green	BATH	0	1	0	0	0
		BOONE	3	0	10	14	0
		CAMPBELL	0	1	1	6	0
		FAYETTE	0	0	0	1	0
		GALLATIN	0	1	0	0	0
		GRANT	0	0	1	1	0
		HARDIN	0	0	1	0	0
		HARRISON	1	0	0	0	0

**Table 30 - 2021 Kentucky Long Term Care Facility Patient Origin
Facility ADD and Facility by Patient County of Residence**

ADD	Facility Name	Patient County	Under 65	65-74	75-84	Over 85	Unknown
		KENTON	2	15	24	58	0
		MADISON	0	0	1	0	0
		Other	0	0	1	0	0
		Total	6	18	39	80	0
	Signature Healthcare of Carrollton Rehab						
		CARROLL	7	9	10	13	0
		FAYETTE	0	1	1	0	0
		GRANT	0	1	0	0	0
		HENRY	0	0	2	0	0
		JEFFERSON	0	0	2	0	0
		KENTON	0	1	2	1	0
		MARION	0	0	1	0	0
		MORGAN	0	0	1	0	0
		OLDHAM	0	0	1	0	0
		OWEN	0	0	1	0	0
		PENDLETON	2	0	0	0	0
		SCOTT	0	0	0	1	0
		TRIMBLE	1	2	2	0	0
		Total	10	14	23	15	0
	St Elizabeth Florence SNF						
		BOONE	1	0	2	1	0
		CAMPBELL	1	0	2	3	0
		GRANT	0	0	1	0	0
		IN	0	1	1	0	0
		KENTON	0	2	0	0	0
		OWEN	1	0	0	0	0
		Total	3	3	6	4	0
	St Elizabeth FT Thomas SNF						
		BOONE	0	0	2	2	0
		CAMPBELL	1	1	1	1	0
		GRANT	0	0	1	0	0

**Table 30 - 2021 Kentucky Long Term Care Facility Patient Origin
Facility ADD and Facility by Patient County of Residence**

ADD	Facility Name	Patient County	Under 65	65-74	75-84	Over 85	Unknown
		IN	0	0	1	0	0
		KENTON	0	0	3	3	0
		Total	1	1	8	6	0
	The Front Gate						
		PENDLETON	0	0	0	0	0
		Total	0	0	0	0	0
	The Pavilion at Kenton						
		BOONE	2	4	0	2	0
		CAMPBELL	2	4	4	3	0
		FAYETTE	0	0	2	0	0
		JEFFERSON	1	0	0	0	0
		KENTON	11	14	7	7	0
		OH	0	2	0	0	0
		PENDLETON	0	2	0	0	0
		Total	16	26	13	12	0
	The Seasons at Alexandria						
		CAMPBELL	4	104	130	22	0
		KENTON	3	30	16	0	0
		Total	7	134	146	22	0
	Valley Haven Rest Home						
		CARROLL	0	0	0	0	0
		Total	0	0	0	0	0
	Village Care Center						
		BOONE	1	2	8	9	0
		CAMPBELL	2	1	3	5	0
		FLOYD	0	0	1	0	0
		GRANT	0	0	1	0	0
		JEFFERSON	1	0	0	0	0
		KENTON	0	9	17	27	0
		LEE	0	1	0	0	0
		OH	1	0	1	0	0

**Table 30 - 2021 Kentucky Long Term Care Facility Patient Origin
Facility ADD and Facility by Patient County of Residence**

ADD	Facility Name	Patient County	Under 65	65-74	75-84	Over 85	Unknown
		Other	0	0	1	0	0
		OWEN	0	1	0	0	0
		PENDLETON	0	0	0	1	0
		Total	5	14	32	42	0
	Villaspring of Erlanger	BOONE	3	7	8	6	0
		CAMPBELL	5	7	15	12	0
		KENTON	2	32	12	14	0
		Total	10	46	35	32	0
	Woodcrest Nursing and Rehabilitation Center	BOONE	7	2	7	6	0
		CAMPBELL	1	7	4	1	0
		CARROLL	1	0	0	0	0
		GALLATIN	1	0	0	1	0
		GRANT	0	0	0	2	0
		KENTON	7	11	13	3	0
		OH	0	0	1	0	0
		Other	0	0	1	0	0
		OWEN	0	1	0	0	0
		PENDLETON	0	1	0	0	0
		SCOTT	0	1	0	0	0
		WOODFORD	0	1	0	0	0
		Total	17	24	26	13	0
ADD:8		ADD:7 Total	228	502	673	560	0
	Bracken County Post-Acute and Rehabilitation Center	BRACKEN	0	1	3	0	0
		CAMPBELL	0	0	0	1	0
		MASON	3	1	5	3	0
		Other	0	0	0	0	6

**Table 30 - 2021 Kentucky Long Term Care Facility Patient Origin
Facility ADD and Facility by Patient County of Residence**

ADD	Facility Name	Patient County	Under 65	65-74	75-84	Over 85	Unknown
		WHITLEY	3	1	1	1	0
		Total	6	3	9	5	6
	Maysville Nursing and Rehabilitation Facility						
		BOYD	0	1	0	0	0
		BRACKEN	2	3	0	3	0
		FLEMING	4	8	3	0	0
		GREENUP	1	1	0	0	0
		HARRISON	2	0	0	0	0
		LEWIS	2	2	5	0	0
		MASON	10	15	16	19	0
		MONTGOMERY	0	1	0	0	0
		NICHOLAS	0	1	0	0	0
		OH	0	1	0	0	0
		Other	2	0	0	0	0
		PENDLETON	0	0	0	1	0
		ROBERTSON	0	0	1	0	0
		ROWAN	0	1	1	1	0
		Total	23	34	26	24	0
	Pioneer Trace Nursing Home						
		BATH	0	0	1	0	0
		BUTLER	0	0	0	1	0
		FLEMING	2	5	13	18	0
		LEWIS	0	0	1	0	0
		MASON	0	0	2	4	0
		MORGAN	0	0	1	0	0
		OH	0	0	0	1	0
		Other	1	1	1	1	0
		ROWAN	0	0	3	1	0
		WOODFORD	0	1	0	0	0
		Total	3	7	22	26	0

**Table 30 - 2021 Kentucky Long Term Care Facility Patient Origin
Facility ADD and Facility by Patient County of Residence**

ADD	Facility Name	Patient County	Under 65	65-74	75-84	Over 85	Unknown
ADD:8	Robertson County Health Care Facility	BATH	0	0	1	0	0
		BOURBON	2	2	0	0	0
		BOYD	0	1	0	0	0
		BRACKEN	1	1	3	2	0
		CAMPBELL	0	0	1	0	0
		CLARK	0	0	0	1	0
		FLEMING	3	2	3	2	0
		HARRISON	2	1	6	3	0
		MASON	1	1	1	2	0
		NICHOLAS	0	0	3	0	0
		PENDLETON	0	0	1	0	0
		ROBERTSON	1	4	1	4	0
		ROWAN	0	0	1	0	0
		Total	10	12	21	14	0
ADD:9	Vanceburg Rehabilitation and Care	LEWIS	3	26	35	23	0
		Total	3	26	35	23	0
		ADD:8 Total	45	82	113	92	6
ADD:9	Edgewood Estates	BATH	0	1	0	1	0
		FAYETTE	0	0	1	0	0
		IN	0	0	1	0	0
		MENIFEE	4	4	3	3	0
		MONTGOMERY	2	0	1	3	0
		MORGAN	1	0	2	4	0
		OH	0	0	1	0	0
		PULASKI	0	1	0	0	0
		ROWAN	1	1	2	0	0

**Table 30 - 2021 Kentucky Long Term Care Facility Patient Origin
Facility ADD and Facility by Patient County of Residence**

ADD	Facility Name	Patient County	Under 65	65-74	75-84	Over 85	Unknown
		WOLFE	0	0	1	0	0
		Total	8	7	12	11	0
	Life Care Center of Morehead						
		BATH	2	2	4	4	0
		CARTER	1	2	2	5	0
		ELLIOTT	0	1	1	0	0
		FAYETTE	1	0	1	0	0
		FLEMING	0	1	0	1	0
		JOHNSON	1	1	0	0	0
		LEWIS	2	0	0	0	0
		MASON	0	1	0	0	0
		MENIFEE	1	0	0	0	0
		MONTGOMERY	1	2	1	0	0
		MORGAN	2	0	1	1	0
		PIKE	0	0	1	0	0
		ROWAN	7	8	13	9	0
		Total	18	18	24	20	0
	Regency Memory Care						
		BOURBON	0	0	0	1	0
		CLARK	0	1	1	2	0
		MASON	0	1	0	0	0
		MENIFEE	0	1	0	0	0
		MONTGOMERY	0	0	1	11	0
		Other	1	0	1	0	0
		ROWAN	0	0	2	0	0
		WARREN	0	0	0	1	0
		Total	1	3	5	15	0
	Ridgeway Nursing and Rehabilitation						
		BATH	3	9	5	12	44
		CARTER	0	0	0	1	0

**Table 30 - 2021 Kentucky Long Term Care Facility Patient Origin
Facility ADD and Facility by Patient County of Residence**

ADD	Facility Name	Patient County	Under 65	65-74	75-84	Over 85	Unknown
		CLARK	1	0	0	0	0
		IN	0	0	1	0	0
		MENIFEE	0	2	0	0	0
		MONTGOMERY	1	0	0	0	0
		NICHOLAS	0	0	0	1	0
		OH	0	1	0	0	0
		PIKE	0	0	1	0	0
		ROWAN	0	0	2	3	0
		Total	5	12	9	17	44
	West Liberty Nursing and Rehabilitation Center						
		BOYD	1	0	0	0	0
		CLARK	1	0	0	0	0
		ELLIOTT	0	0	1	0	0
		FLEMING	0	0	0	1	0
		GREENUP	0	0	0	1	0
		JOHNSON	0	0	0	1	0
		MORGAN	6	2	1	4	0
		ROWAN	2	2	0	0	0
		WOLFE	12	4	2	8	0
		Total	22	8	4	15	0
	Windsor Care Center						
		BATH	1	1	1	1	0
		CLARK	0	1	2	4	0
		FAYETTE	0	0	1	2	0
		FLOYD	0	0	1	0	0
		MENIFEE	0	1	0	2	0
		MONTGOMERY	2	18	21	31	0
		MORGAN	0	0	0	1	0
		NELSON	0	0	1	0	0
		PENDLETON	0	2	2	0	0
		POWELL	0	3	4	2	0

**Table 30 - 2021 Kentucky Long Term Care Facility Patient Origin
Facility ADD and Facility by Patient County of Residence**

ADD	Facility Name	Patient County	Under 65	65-74	75-84	Over 85	Unknown
ADD:10		ROWAN	1	0	2	2	0
		VA	0	0	1	0	0
		Total	4	26	36	45	0
		ADD:9 Total	58	74	90	123	44
	Boyd Nursing and Rehabilitation Center						
		BOYD	0	0	0	0	0
		Total	0	0	0	0	0
	Carter Nursing and Rehabilitation Center						
		BOYD	6	1	9	1	0
		CARTER	6	14	27	31	0
		ELLIOTT	0	1	0	0	0
		GREENUP	0	0	2	2	0
		JEFFERSON	0	0	0	1	0
		LAWRENCE	0	2	0	0	0
		LEWIS	0	0	1	0	0
		MORGAN	0	0	0	1	0
		OH	0	0	1	0	0
		ROWAN	1	3	1	0	0
		WARREN	0	1	0	0	0
		WV	0	0	0	1	0
		Total	13	22	41	37	0
	Elliott Nursing and Rehabilitation Center						
		BATH	0	1	1	0	0
		BOYD	2	0	0	1	0
		CARTER	1	3	4	8	0
		ELLIOTT	2	6	7	6	0
		FLOYD	0	0	0	1	0
		GREENUP	0	0	1	0	0
		HARRISON	1	0	0	0	0
		JOHNSON	0	0	1	0	0

**Table 30 - 2021 Kentucky Long Term Care Facility Patient Origin
Facility ADD and Facility by Patient County of Residence**

ADD	Facility Name	Patient County	Under 65	65-74	75-84	Over 85	Unknown
		LAWRENCE	1	1	0	1	0
		MARTIN	1	0	0	0	0
		MENIFEE	0	0	1	0	0
		MORGAN	1	3	2	2	0
		ROWAN	1	2	5	1	0
		Total	10	16	22	20	0
	Frasures Personal Care Home						
		Other	0	0	0	0	0
		Total	0	0	0	0	0
	Kings Daughters Medical Center (NF)						
		BOYD	0	0	0	0	0
		Total	0	0	0	0	0
	Kingsbrook Lifecare Center						
		BOYD	5	15	17	25	0
		CAMPBELL	0	1	0	0	0
		CARTER	1	1	1	4	0
		FAYETTE	1	0	0	0	0
		GREEN	4	6	5	6	0
		JOHNSON	0	1	1	0	0
		LAWRENCE	0	0	2	1	0
		MARTIN	0	0	0	1	0
		OH	0	0	1	4	0
		ROWAN	0	0	1	0	0
		WV	1	2	0	1	0
		Total	12	26	28	42	0
	Oakmont Manor						
		BOYD	3	0	2	2	0
		CARTER	0	0	0	1	0
		CLARK	1	0	0	0	0
		FAYETTE	0	1	0	0	0
		GREENUP	0	1	5	4	0

**Table 30 - 2021 Kentucky Long Term Care Facility Patient Origin
Facility ADD and Facility by Patient County of Residence**

ADD	Facility Name	Patient County	Under 65	65-74	75-84	Over 85	Unknown
		JEFFERSON	0	0	1	0	0
		OH	2	0	0	2	0
		Other	0	0	0	0	51
		WV	0	0	1	0	0
		Total	6	2	9	9	51
	South Shore Nursing and Rehabilitation Center						
		BOYD	1	2	0	1	0
		GREENUP	7	3	8	4	0
		LEWIS	3	2	4	1	0
		Other	3	5	6	3	0
		Total	14	12	18	9	0
	The Jordan Center						
		BOYD	0	0	1	1	0
		ELLIOTT	1	0	0	0	0
		FLOYD	1	0	0	0	0
		JEFFERSON	0	1	0	0	0
		JOHNSON	0	1	0	1	0
		LAWRENCE	3	12	11	7	0
		MADISON	1	0	0	0	0
		MARTIN	1	2	1	1	0
		Other	0	1	0	1	0
		PIKE	2	0	0	0	0
		WV	0	0	2	0	0
		Total	9	17	15	11	0
	The Lantern At Morning Pointe Alzheimers and Memory Care						
		GREENUP	0	0	0	0	0
		Total	0	0	0	0	0
	Woodland Oaks						
		BOYD	1	10	19	39	0
		CARTER	0	1	1	0	0
		GREENUP	0	1	9	5	0

**Table 30 - 2021 Kentucky Long Term Care Facility Patient Origin
Facility ADD and Facility by Patient County of Residence**

ADD	Facility Name	Patient County	Under 65	65-74	75-84	Over 85	Unknown
		OH	0	2	5	11	0
		WV	0	2	0	0	0
		Total	1	16	34	55	0
	Wurtland Nursing and Rehabilitation Center						
		BOYD	10	12	11	4	0
		CARTER	1	3	0	2	0
		FLOYD	1	1	1	0	0
		GREENUP	14	18	8	6	0
		JEFFERSON	0	0	1	0	0
		LAWRENCE	0	0	1	1	0
		LEWIS	3	0	0	1	0
		OH	0	0	1	0	0
		PIKE	0	1	0	0	0
		WV	0	2	2	0	0
		Total	29	37	25	14	0
		ADD:10 Total	94	148	192	197	51
ADD:11							
	Good Shepherd Community Nursing Center						
		BELL	0	1	0	0	0
		CLAY	0	1	0	0	0
		FAYETTE	1	0	0	0	0
		FLOYD	3	2	1	0	0
		HARLAN	0	1	0	0	0
		JEFFERSON	0	1	0	0	0
		JOHNSON	4	1	1	0	0
		KNOX	1	0	0	0	0
		LESLIE	0	0	1	0	0
		LETCHER	1	0	0	0	0
		LOGAN	1	0	1	1	0
		MARTIN	1	0	1	0	0
		Other	0	0	0	0	22

**Table 30 - 2021 Kentucky Long Term Care Facility Patient Origin
Facility ADD and Facility by Patient County of Residence**

ADD	Facility Name	Patient County	Under 65	65-74	75-84	Over 85	Unknown
		PENDLETON	0	0	0	0	0
		PERRY	1	1	0	0	0
		PIKE	19	15	18	9	0
		Total	32	23	23	10	22
	Highlands ARH Regional Medical Center (NF)						
		FLOYD	0	0	0	0	0
		Total	0	0	0	0	0
	Landmark of Elkhorn City Rehabilitation						
		FLOYD	2	1	1	2	0
		JEFFERSON	0	0	0	1	0
		JESSAMINE	0	0	1	0	0
		JOHNSON	1	0	0	0	0
		KNOTT	0	0	1	0	0
		LAUREL	1	0	0	0	0
		LAWRENCE	1	0	0	0	0
		LETCHER	1	1	1	2	0
		MARTIN	0	0	2	0	0
		PERRY	0	0	1	0	0
		PIKE	11	14	19	16	0
		VA	1	1	6	1	0
		WV	0	0	1	0	0
		Total	18	17	33	22	0
	Martin County Health Care Facility						
		BOYD	0	1	0	1	0
		CARROLL	0	0	1	0	0
		FLOYD	0	3	1	0	0
		JOHNSON	1	2	2	3	0
		LAWRENCE	2	0	2	1	0
		MAGOFFIN	0	0	1	0	0
		MARTIN	5	6	10	6	0
		Other	0	0	1	0	0

**Table 30 - 2021 Kentucky Long Term Care Facility Patient Origin
Facility ADD and Facility by Patient County of Residence**

ADD	Facility Name	Patient County	Under 65	65-74	75-84	Over 85	Unknown
		PIKE	0	1	2	1	0
		UNION	1	0	0	0	0
		WV	1	2	2	4	0
		Total	10	15	22	16	0
	Mountain Manor of Paintsville						
		BOYD	0	0	0	1	0
		CLINTON	1	0	0	0	0
		DAVIESS	0	0	0	1	0
		FLOYD	0	0	2	1	0
		JOHNSON	4	6	15	20	0
		KNOTT	0	0	1	1	0
		LAUREL	0	1	0	0	0
		LAWRENCE	1	2	0	2	0
		LETCHER	0	1	1	0	0
		MAGOFFIN	0	1	3	2	0
		MARTIN	0	0	1	0	0
		MORGAN	0	1	0	1	0
		Other	3	3	10	4	0
		PIKE	0	2	2	2	0
		SHELBY	0	0	0	1	0
		Total	9	17	35	36	0
	Parkview Nursing and Rehabilitation Center (Pikeville)						
		CAMPBELL	1	0	0	0	0
		FLOYD	4	8	3	2	0
		FRANKLIN	0	1	0	0	0
		GREENUP	1	0	0	0	0
		HARLAN	0	0	1	0	0
		JOHNSON	0	3	2	0	0
		KNOTT	1	0	0	0	0
		KNOX	1	2	0	0	0
		LAUREL	0	0	1	0	0

**Table 30 - 2021 Kentucky Long Term Care Facility Patient Origin
Facility ADD and Facility by Patient County of Residence**

ADD	Facility Name	Patient County	Under 65	65-74	75-84	Over 85	Unknown
		LAWRENCE	1	0	2	0	0
		LETCHER	0	0	1	0	0
		LOGAN	0	0	1	0	0
		MORGAN	0	0	0	1	0
		Other	1	2	0	0	7
		PERRY	1	1	1	0	0
		PIKE	15	10	8	6	0
		PULASKI	0	1	0	0	0
		ROWAN	0	1	0	0	0
		SCOTT	0	1	0	0	0
		WHITLEY	1	0	0	0	0
		Total	27	30	20	9	7
	Pikeville Nursing and Rehab Center						
		FLOYD	2	3	5	4	0
		KNOTT	0	1	0	0	0
		LETCHER	0	0	1	2	0
		PIKE	18	15	16	19	0
		VA	0	0	0	1	0
		WV	0	0	0	1	0
		Total	20	19	22	27	0
	Prestonsburg Health Care Center						
		BOYD	0	1	0	0	0
		FAYETTE	1	0	0	0	0
		FLOYD	1	4	5	5	0
		GREENUP	0	0	0	1	0
		JOHNSON	1	1	1	5	0
		KNOTT	0	0	0	1	0
		LAWRENCE	0	2	0	2	0
		MAGOFFIN	1	0	1	2	0
		MARTIN	0	0	2	0	0
		MONTGOMERY	1	0	0	0	0

**Table 30 - 2021 Kentucky Long Term Care Facility Patient Origin
Facility ADD and Facility by Patient County of Residence**

ADD	Facility Name	Patient County	Under 65	65-74	75-84	Over 85	Unknown
		MORGAN	0	0	1	0	0
		PIKE	1	1	4	1	0
		WV	1	0	0	0	0
		Total	7	9	14	17	0
	Riverview Health Care Center						
		FLOYD	8	14	19	17	0
		HARLAN	1	0	0	0	0
		JOHNSON	2	4	5	3	0
		KNOTT	0	0	1	1	0
		LETCHER	0	1	0	0	0
		MAGOFFIN	4	1	2	0	0
		MORGAN	1	0	0	0	0
		Other	0	0	1	0	0
		PERRY	1	1	0	0	0
		PIKE	1	3	5	0	0
		WV	0	1	0	0	0
		Total	18	25	33	21	0
	Salyersville Nursing and Rehabilitation Center						
		BOYD	0	0	1	0	0
		FLOYD	4	2	5	0	0
		GREENUP	0	1	0	0	0
		HARRISON	0	0	1	0	0
		JOHNSON	12	8	7	2	0
		KNOTT	0	0	1	0	0
		LAWRENCE	0	2	1	0	0
		LEE	1	1	0	0	0
		MAGOFFIN	9	12	17	7	0
		MORGAN	1	1	0	0	0
		Other	1	0	0	0	0
		PERRY	2	0	0	0	0
		PIKE	0	0	1	0	0

**Table 30 - 2021 Kentucky Long Term Care Facility Patient Origin
Facility ADD and Facility by Patient County of Residence**

ADD	Facility Name	Patient County	Under 65	65-74	75-84	Over 85	Unknown
		WHITLEY	1	0	0	0	0
		WOLFE	0	0	1	0	0
		Total	31	27	35	9	0
	Tug Valley ARH Skilled Nursing Facility						
		PIKE	2	4	2	3	0
		WV	0	0	2	0	0
		Total	2	4	4	3	0
		ADD:11 Total	174	186	241	170	29
ADD:12	Hazard Health and Rehabilitation Center						
		BREATHITT	7	6	15	13	0
		CLAY	0	0	1	0	0
		ELLIOTT	0	1	0	0	0
		FAYETTE	0	0	1	0	0
		FLOYD	0	1	0	1	0
		JEFFERSON	0	0	2	0	0
		KNOTT	3	6	1	3	0
		KNOX	2	0	0	0	0
		LAUREL	0	0	0	1	0
		LEE	0	1	0	1	0
		LESLIE	0	2	1	0	0
		LETCHER	0	0	3	0	0
		MADISON	0	1	0	1	0
		MONTGOMERY	0	0	0	1	0
		OWSLEY	0	0	1	0	0
		PERRY	8	22	16	10	0
		PIKE	0	0	1	0	0
		SCOTT	1	0	0	0	0
		VA	0	0	1	0	0
		WHITLEY	0	0	1	0	0
		WOLFE	1	1	2	1	0

**Table 30 - 2021 Kentucky Long Term Care Facility Patient Origin
Facility ADD and Facility by Patient County of Residence**

ADD	Facility Name	Patient County	Under 65	65-74	75-84	Over 85	Unknown
		WOODFORD	0	0	0	1	0
		Total	22	41	46	33	0
	Hyden Health and Rehabilitation Center	BREATHITT	1	0	0	0	0
		CLAY	3	4	5	2	0
		FLOYD	0	1	0	0	0
		HARLAN	1	0	0	0	0
		JEFFERSON	0	0	1	0	0
		LAUREL	1	0	2	0	0
		LESLIE	5	12	15	18	0
		PERRY	3	3	2	0	0
		WHITLEY	0	0	0	1	0
		Total	14	20	25	21	0
	Knott County Health and Rehabilitation Center	BELL	0	0	1	0	0
		FLOYD	2	1	2	1	0
		KNOTT	8	15	14	11	0
		LETCHER	1	1	3	0	0
		MARTIN	1	0	0	0	0
		PERRY	5	1	3	2	0
		PIKE	0	1	2	0	0
		Total	17	19	25	14	0
	Lee County Care and Rehabilitation Center	BELL	2	1	0	0	0
		BREATHITT	6	2	0	1	0
		CLARK	1	0	1	3	0
		CLAY	0	1	2	1	0
		ESTILL	1	0	0	1	0
		FAYETTE	3	1	1	3	0
		FLOYD	0	0	1	0	0

**Table 30 - 2021 Kentucky Long Term Care Facility Patient Origin
Facility ADD and Facility by Patient County of Residence**

ADD	Facility Name	Patient County	Under 65	65-74	75-84	Over 85	Unknown
		GREENUP	1	0	0	1	0
		HARLAN	1	0	0	0	0
		JACKSON	0	2	0	0	0
		JESSAMINE	0	0	1	0	0
		KNOX	1	1	0	0	0
		LAUREL	0	3	1	0	0
		LEE	5	1	10	5	0
		LETCHER	1	0	0	0	0
		MADISON	0	0	2	0	0
		MONTGOMERY	0	1	0	0	0
		MORGAN	0	1	0	0	0
		OWSLEY	3	3	4	0	0
		PERRY	1	0	1	0	0
		POWELL	3	0	1	0	0
		PULASKI	1	0	0	0	0
		ROWAN	0	0	1	0	0
		WHITLEY	1	1	0	0	0
		WOLFE	4	0	1	3	0
		WOODFORD	0	0	1	0	0
		Total	35	18	28	18	0
Letcher Manor		BREATHITT	0	0	1	0	0
		FLOYD	3	0	2	0	0
		GREENUP	0	0	1	0	0
		HARLAN	0	1	0	2	0
		IN	0	0	1	0	0
		JOHNSON	0	1	1	0	0
		KNOTT	2	1	0	0	0
		LAUREL	1	0	0	0	0
		LETCHER	16	21	22	13	0
		OH	0	0	1	0	0

**Table 30 - 2021 Kentucky Long Term Care Facility Patient Origin
Facility ADD and Facility by Patient County of Residence**

ADD	Facility Name	Patient County	Under 65	65-74	75-84	Over 85	Unknown
		Other	0	0	1	0	0
		PERRY	6	10	3	0	0
		PIKE	2	0	2	0	0
		VA	0	1	0	0	0
		Total	30	35	35	15	0
	Nim Henson Geriatric Center						
		BREATHITT	6	4	7	6	0
		PERRY	2	0	0	0	0
		WOLFE	3	1	1	0	0
		Total	11	5	8	6	0
	Owsley County Health Care Center						
		BOONE	0	0	1	0	0
		BREATHITT	2	2	3	0	0
		CLAY	0	0	1	0	0
		ESTILL	1	0	0	3	0
		JACKSON	2	1	2	0	0
		JESSAMINE	1	1	1	0	0
		LAUREL	1	0	0	0	0
		LEE	2	2	3	1	0
		OH	0	1	0	0	0
		OWSLEY	6	9	9	9	0
		PERRY	0	0	2	0	0
		PULASKI	0	0	1	0	0
		WHITLEY	1	0	0	0	0
		WOLFE	1	0	0	0	0
		Total	17	16	23	13	0
	Paul E Patton Eastern Ky Veterans Center						
		BATH	0	1	0	0	0
		BREATHITT	0	1	1	1	0
		CLAY	0	0	2	1	0
		ESTILL	0	1	0	0	0

**Table 30 - 2021 Kentucky Long Term Care Facility Patient Origin
Facility ADD and Facility by Patient County of Residence**

ADD	Facility Name	Patient County	Under 65	65-74	75-84	Over 85	Unknown
		FAYETTE	0	2	0	2	0
		FLEMING	0	1	0	0	0
		FLOYD	0	1	2	0	0
		HARLAN	0	0	0	1	0
		HARRISON	0	0	1	0	0
		JACKSON	0	0	0	1	0
		JEFFERSON	0	2	0	0	0
		JOHNSON	0	0	0	2	0
		KNOTT	0	0	1	0	0
		KNOX	0	0	0	1	0
		LAUREL	0	0	2	3	0
		LEE	0	0	1	0	0
		LESLIE	0	0	1	1	0
		LETCHER	0	1	2	1	0
		LINCOLN	1	0	0	0	0
		MENIFEE	0	0	1	0	0
		MERCER	0	0	0	1	0
		Other	0	1	2	4	0
		OWSLEY	0	0	1	0	0
		PERRY	0	0	8	4	0
		PIKE	1	2	0	1	0
		POWELL	0	0	1	0	0
		PULASKI	0	0	0	1	0
		ROCKCASTLE	0	0	0	1	0
		SCOTT	0	0	0	1	0
		WAYNE	0	1	0	0	0
		WHITLEY	0	2	0	1	0
		WOLFE	0	0	1	0	0
		Total	2	16	27	28	0
	Wolfe County Health and Rehabilitation Center						
		BREATHITT	3	2	3	3	0

**Table 30 - 2021 Kentucky Long Term Care Facility Patient Origin
Facility ADD and Facility by Patient County of Residence**

ADD	Facility Name	Patient County	Under 65	65-74	75-84	Over 85	Unknown
ADD:13	Barbourville Health and Rehabilitation Center	CLARK	0	1	0	0	0
		ELLIOTT	0	0	0	1	0
		KNOTT	0	1	0	0	0
		LEE	0	0	2	1	0
		MAGOFFIN	0	0	1	1	0
		MENIFEE	0	1	0	0	0
		MONTGOMERY	1	0	0	0	0
		MORGAN	0	1	1	1	0
		OWSLEY	0	0	2	0	0
		POWELL	0	0	3	2	0
		WOLFE	5	14	19	20	0
		Total	9	20	31	29	0
		ADD:12 Total	157	190	248	177	0
ADD:13	Christian Health Center - Corbin	KNOX	7	18	27	26	0
		LAUREL	0	1	3	2	0
		Other	3	6	6	7	0
		WHITLEY	1	0	4	4	0
		Total	11	25	40	39	0
ADD:13	Corbin Health and Rehabilitation Center	BELL	0	1	1	0	0
		HARLAN	0	0	0	1	0
		KNOX	3	6	17	41	0
		LAUREL	2	2	7	8	0
		Total	5	9	25	50	0
ADD:13	Other	BELL	0	0	2	0	0
		KNOX	0	2	2	2	0
		LAUREL	2	9	9	3	0
		Other	0	1	0	0	0

**Table 30 - 2021 Kentucky Long Term Care Facility Patient Origin
Facility ADD and Facility by Patient County of Residence**

ADD	Facility Name	Patient County	Under 65	65-74	75-84	Over 85	Unknown
		WHITLEY	18	11	8	5	0
		Total	20	23	21	10	0
	Generations Center of Middlesboro						
		BELL	1	0	0	0	0
		BOYD	7	0	0	0	0
		CLAY	2	0	0	0	0
		CRITTENDEN	1	0	0	0	0
		FAYETTE	5	0	0	0	0
		LETCHER	2	0	0	0	0
		Other	0	0	0	0	30
		PIKE	6	0	0	0	0
		ROCKCASTLE	0	5	0	0	0
		TN	0	2	0	0	0
		Total	24	7	0	0	30
	Harlan Health and Rehabilitation Center						
		BELL	3	2	2	1	0
		CUMBERLAND	1	0	0	0	0
		FAYETTE	1	0	0	0	0
		HARLAN	27	25	35	14	0
		LAUREL	1	0	0	0	0
		LESLIE	0	1	0	1	0
		LETCHER	0	1	0	0	0
		OHIO	0	1	0	0	0
		Total	33	30	37	16	0
	Hillcrest Health and Rehabilitation Center						
		CLAY	0	1	0	0	0
		KNOX	2	2	7	3	0
		LAUREL	3	10	6	12	0
		MCCREARY	0	0	2	0	0
		PULASKI	0	0	0	1	0

**Table 30 - 2021 Kentucky Long Term Care Facility Patient Origin
Facility ADD and Facility by Patient County of Residence**

ADD	Facility Name	Patient County	Under 65	65-74	75-84	Over 85	Unknown
		TN	0	0	3	0	0
		WHITLEY	5	8	7	9	0
		Total	10	21	25	25	0
	Landmark of Laurel Creek Rehab and Nursing						
		CLAY	7	17	29	22	0
		LAUREL	1	1	4	3	0
		OWSLEY	0	0	2	0	0
		Total	8	18	35	25	0
	Laurel Heights Home for the Elderly						
		BELL	0	1	0	0	0
		BREATHITT	0	0	1	0	0
		CLAY	2	1	0	0	0
		FAYETTE	0	0	0	1	0
		JACKSON	0	0	3	2	0
		KNOX	1	0	2	1	0
		LAUREL	5	11	32	41	0
		LESLIE	0	0	0	1	0
		OWEN	1	0	0	0	0
		OWSLEY	0	0	0	1	0
		PULASKI	0	0	0	2	0
		ROCKCASTLE	0	1	1	0	0
		WHITLEY	1	1	3	4	0
		Total	10	15	42	53	0
	Middlesboro Nursing and Rehab						
		BELL	2	10	25	33	0
		HARLAN	1	3	0	0	0
		KNOX	0	1	3	0	0
		TN	0	0	0	7	0
		VA	0	1	2	2	0
		WHITLEY	0	0	2	0	0
		Total	3	15	32	42	0

**Table 30 - 2021 Kentucky Long Term Care Facility Patient Origin
Facility ADD and Facility by Patient County of Residence**

ADD	Facility Name	Patient County	Under 65	65-74	75-84	Over 85	Unknown
	Mountain View Nursing and Rehab Ctr	BELL	8	11	17	7	1
		FAYETTE	0	0	1	0	0
		HARLAN	0	1	1	2	0
		KNOX	1	1	2	1	0
		LAUREL	0	0	1	0	0
		MCCREARY	1	0	0	0	0
		PULASKI	0	1	1	0	0
		VA	0	0	1	0	0
		WHITLEY	0	1	1	0	0
		Total	10	15	25	10	1
	Pineville Community Hospital	BELL	0	0	0	0	0
		HARLAN	0	0	0	0	0
		KNOX	0	0	0	0	0
		Total	0	0	0	0	0
	Rockcastle Health and Rehabilitation Center	BELL	0	0	1	0	0
		BOYLE	0	1	1	1	0
		CARROLL	1	0	0	0	0
		CLAY	1	0	0	0	0
		FAYETTE	0	0	1	0	0
		GARRARD	0	0	0	2	0
		JACKSON	1	0	0	0	0
		JEFFERSON	1	0	1	0	0
		JESSAMINE	1	0	0	0	0
		LAUREL	2	2	7	4	0
		LINCOLN	0	0	3	2	0
		MADISON	1	0	2	2	0
		METCALFE	0	0	0	1	0
		OH	0	0	1	0	0

**Table 30 - 2021 Kentucky Long Term Care Facility Patient Origin
Facility ADD and Facility by Patient County of Residence**

ADD	Facility Name	Patient County	Under 65	65-74	75-84	Over 85	Unknown
		PULASKI	0	1	1	1	0
		ROCKCASTLE	11	5	1	11	0
		TAYLOR	0	0	0	1	0
		WHITLEY	0	0	0	4	0
		Total	19	9	19	29	0
	Rockcastle Regional Hospital and Respiratory Care						
		BELL	3	0	2	0	0
		BOYD	1	0	0	0	0
		BOYLE	1	0	0	0	0
		BREATHITT	1	0	0	0	0
		CALLOWAY	1	0	0	0	0
		CARTER	2	0	0	0	0
		CASEY	1	0	0	0	0
		CLARK	1	0	0	0	0
		CLAY	1	1	0	0	0
		DAVIESS	3	0	0	0	0
		FAYETTE	6	3	1	0	0
		GARRARD	1	1	0	0	0
		GRANT	1	0	0	0	0
		GREENUP	1	0	0	0	0
		HARDIN	0	1	0	0	0
		HARLAN	3	0	0	0	0
		IL	1	2	0	0	0
		IN	1	0	0	0	0
		JACKSON	0	2	0	0	0
		JEFFERSON	2	1	0	0	0
		JESSAMINE	2	2	1	0	0
		KENTON	3	0	0	0	0
		KNOTT	1	1	0	0	0
		KNOX	4	0	0	0	0
		LAUREL	4	0	2	0	0

**Table 30 - 2021 Kentucky Long Term Care Facility Patient Origin
Facility ADD and Facility by Patient County of Residence**

ADD	Facility Name	Patient County	Under 65	65-74	75-84	Over 85	Unknown
		LEE	0	1	0	0	0
		LETCHER	0	1	0	0	0
		LINCOLN	1	1	0	0	0
		LOGAN	1	0	0	0	0
		MADISON	7	0	0	0	0
		MAGOFFIN	0	0	0	1	0
		MCCREARY	1	0	0	0	0
		MCLEAN	0	1	0	0	0
		MONTGOMERY	1	0	0	0	0
		MORGAN	1	0	0	0	0
		Other	8	1	0	1	0
		OWEN	1	0	0	0	0
		OWSLEY	1	0	0	0	0
		PENDLETON	0	1	0	0	0
		PERRY	1	0	0	0	0
		PIKE	2	0	0	0	0
		PULASKI	2	0	0	0	0
		ROCKCASTLE	1	2	0	0	0
		SIMPSON	0	1	0	0	0
		TN	1	0	1	0	0
		UNION	1	0	0	0	0
		WARREN	1	0	0	0	0
		WASHINGTON	1	0	0	0	0
		WAYNE	1	0	0	0	0
		WEBSTER	0	1	0	0	0
		WHITLEY	2	0	1	0	0
		WOLFE	1	0	0	0	0
		WV	1	0	0	0	0
		Total	82	24	8	2	0
Signature HealthCare at Jackson Manor		CLARK	0	1	0	0	0

**Table 30 - 2021 Kentucky Long Term Care Facility Patient Origin
Facility ADD and Facility by Patient County of Residence**

ADD	Facility Name	Patient County	Under 65	65-74	75-84	Over 85	Unknown
		CLAY	1	3	1	0	0
		GARRARD	0	0	1	0	0
		HARLAN	0	0	1	0	0
		JACKSON	3	3	9	5	0
		KNOX	1	0	0	0	0
		LAUREL	2	2	0	4	0
		MADISON	0	0	1	0	0
		MCCREARY	0	0	1	0	0
		OWSLEY	0	0	0	1	0
		PULASKI	1	0	0	0	0
		WHITLEY	0	1	0	0	0
		Total	8	10	14	10	0
	The Heritage						
		CLAY	0	0	1	0	0
		CLINTON	1	0	1	0	0
		JEFFERSON	0	0	1	0	0
		KNOX	2	1	1	3	0
		LAUREL	0	7	7	9	0
		MCCREARY	1	1	0	0	0
		MORGAN	0	0	0	1	0
		Other	0	0	0	2	0
		POWELL	0	0	0	1	0
		PULASKI	0	0	1	0	0
		VA	0	0	0	1	0
		WHITLEY	4	9	11	16	0
		Total	8	18	23	33	0
	Tri-Cities Nursing and Rehabilitation Center						
		HARLAN	10	12	29	12	0
		LETCHER	0	0	1	0	0
		Total	10	12	30	12	0

**Table 30 - 2021 Kentucky Long Term Care Facility Patient Origin
Facility ADD and Facility by Patient County of Residence**

ADD	Facility Name	Patient County	Under 65	65-74	75-84	Over 85	Unknown
ADD:14	Williamsburg Health and Rehabilitation Center	LAUREL	0	2	2	2	0
		MCCREARY	2	1	0	1	0
		WHITLEY	3	17	32	34	0
		Total	5	20	34	37	0
	ADD:13 Total		266	271	410	393	31
	Campbellsville Nursing and Rehabilitation	ADAIR	0	0	0	1	0
		GRAYSON	0	1	0	0	0
		GREEN	2	0	0	2	0
		IN	0	0	0	1	0
		RUSSELL	0	0	0	1	0
		TAYLOR	2	8	19	15	0
		Total	4	9	19	20	0
	Clinton County Care and Rehabilitation Center	CLINTON	4	6	12	9	0
		PULASKI	0	2	1	0	0
		RUSSELL	0	1	0	1	0
		WAYNE	3	1	6	2	0
		Total	7	10	19	12	0
	Cumberland Nursing and Rehabilitation Center	BELL	1	0	1	0	0
		BOYLE	0	0	0	1	0
		CASEY	0	1	1	2	0
		LAUREL	0	2	0	0	0
		MCCRACKEN	0	1	0	0	0
		MCCREARY	0	1	0	0	0
		PULASKI	6	9	19	23	0
		RUSSELL	0	0	2	1	0

**Table 30 - 2021 Kentucky Long Term Care Facility Patient Origin
Facility ADD and Facility by Patient County of Residence**

ADD	Facility Name	Patient County	Under 65	65-74	75-84	Over 85	Unknown
		WAYNE	0	0	0	2	0
		Total	7	14	23	29	0
	Cumberland Valley Manor						
		ADAIR	0	0	2	1	0
		CASEY	0	0	0	1	0
		CLINTON	0	3	1	0	0
		CUMBERLAND	7	3	19	13	0
		Other	0	0	1	1	0
		ROCKCASTLE	0	0	1	0	0
		TN	0	0	1	0	0
		WAYNE	2	0	2	1	0
		Total	9	6	27	17	0
	Fair Oaks Health Systems						
		ADAIR	0	0	4	2	0
		ALLEN	0	1	0	0	0
		CLINTON	0	0	1	0	0
		FAYETTE	1	0	1	0	0
		GARRARD	0	0	1	1	0
		HENRY	0	0	1	0	0
		IN	1	0	0	0	0
		MARTIN	1	0	0	0	0
		MCCREARY	0	1	0	0	0
		METCALFE	1	0	1	0	0
		PULASKI	1	3	5	1	0
		RUSSELL	2	8	12	18	0
		SIMPSON	1	0	0	0	0
		TAYLOR	0	0	1	0	0
		TN	0	0	0	1	0
		WARREN	0	0	0	1	0

**Table 30 - 2021 Kentucky Long Term Care Facility Patient Origin
Facility ADD and Facility by Patient County of Residence**

ADD	Facility Name	Patient County	Under 65	65-74	75-84	Over 85	Unknown
		WAYNE	0	0	0	1	0
		Total	8	13	27	25	0
	Green Hill Rehabilitation and Care						
		ADAIR	4	2	0	1	0
		BULLITT	0	0	0	1	0
		CUMBERLAND	0	1	0	0	0
		GRAYSON	0	0	0	1	0
		GREEN	1	6	13	24	0
		HARDIN	0	0	1	0	0
		LARUE	0	2	3	0	0
		MARION	0	1	1	1	0
		METCALFE	0	0	1	0	0
		PULASKI	1	0	0	0	0
		SHELBY	0	1	0	0	0
		TAYLOR	1	5	8	10	0
		WHITLEY	1	0	0	0	0
		Total	8	18	27	38	0
	Hicks Golden Years Nursing Home						
		CLINTON	1	0	2	0	0
		OH	0	1	0	0	0
		PULASKI	1	1	1	0	0
		RUSSELL	1	0	0	0	0
		WAYNE	5	9	10	17	0
		Total	8	11	13	17	0
	Lake Cumberland Regional Hospital SCU						
		LAUREL	0	1	0	0	0
		PULASKI	1	2	0	3	0
		RUSSELL	1	1	0	0	0
		WAYNE	0	0	1	0	0
		Total	2	4	1	3	0

**Table 30 - 2021 Kentucky Long Term Care Facility Patient Origin
Facility ADD and Facility by Patient County of Residence**

ADD	Facility Name	Patient County	Under 65	65-74	75-84	Over 85	Unknown
Liberty Care and Rehabilitation Center		ADAIR	0	0	1	1	0
		BOYLE	0	2	1	0	0
		CASEY	0	7	12	17	0
		GARRARD	0	0	0	1	0
		HARLAN	1	0	0	0	0
		IN	0	0	1	0	0
		LAUREL	0	1	0	0	0
		LINCOLN	0	2	2	6	0
		MARION	0	1	0	2	0
		MCCREARY	0	0	0	1	0
		MERCER	0	1	0	1	0
		NELSON	1	0	1	0	0
		OH	0	0	1	0	0
		PULASKI	1	0	0	1	0
		RUSSELL	0	2	2	1	0
		SHELBY	0	0	0	1	0
		TAYLOR	1	0	0	0	0
		WAYNE	0	0	0	1	0
		Total	4	16	21	33	0
McDowell Skilled Nursing Facility		GREEN	0	0	0	0	0
		Total	0	0	0	0	0
Signature Healthcare At Summit Manor Rehab		ADAIR	7	9	15	16	0
		CASEY	0	0	0	1	0
		FAYETTE	0	1	0	0	0
		GREEN	0	1	0	1	0
		LAUREL	1	0	0	0	0
		MONROE	2	1	0	0	0
		NELSON	1	0	0	0	0

**Table 30 - 2021 Kentucky Long Term Care Facility Patient Origin
Facility ADD and Facility by Patient County of Residence**

ADD	Facility Name	Patient County	Under 65	65-74	75-84	Over 85	Unknown
		OH	0	1	0	0	0
		PULASKI	0	1	1	0	0
		RUSSELL	2	3	3	3	0
		TAYLOR	2	2	0	0	0
		Total	15	19	19	21	0
	Signature Healthcare of McCreary County Rehab						
		BELL	0	0	1	0	0
		BOONE	1	0	0	0	0
		FRANKLIN	0	0	1	1	0
		LAUREL	3	0	0	0	0
		MADISON	1	0	1	0	0
		MCCREARY	4	4	7	11	0
		PULASKI	1	0	2	2	0
		TN	0	0	2	1	0
		WAYNE	2	0	1	0	0
		WHITLEY	1	1	0	0	0
		Total	13	5	15	15	0
	Somerset Nursing and Rehabilitation Facility						
		CLARK	0	0	0	1	0
		FAYETTE	0	0	1	1	0
		MCCREARY	1	0	1	1	0
		Other	0	2	0	2	0
		PULASKI	7	18	27	39	0
		ROCKCASTLE	0	0	0	2	0
		RUSSELL	0	1	2	0	0
		WAYNE	0	0	1	2	0
		Total	8	21	32	48	0
	Somerwoods Nursing and Rehabilitation						
		HARDIN	1	0	0	0	0
		LAUREL	0	1	1	0	0
		LINCOLN	0	0	1	0	0

**Table 30 - 2021 Kentucky Long Term Care Facility Patient Origin
Facility ADD and Facility by Patient County of Residence**

ADD	Facility Name	Patient County	Under 65	65-74	75-84	Over 85	Unknown
		MCCREARY	0	1	0	0	0
		PULASKI	19	24	23	24	0
		Total	20	26	25	24	0
	The Grandview Nursing and Rehabilitation Facility						
		ADAIR	2	1	1	1	0
		BARREN	0	0	0	1	0
		CASEY	0	0	1	0	0
		GREEN	2	0	2	1	0
		IN	0	0	1	0	0
		LARUE	0	0	0	1	0
		LINCOLN	0	0	0	1	0
		MARION	0	0	2	0	0
		NELSON	0	0	0	1	0
		RUSSELL	0	0	2	2	0
		TAYLOR	4	4	21	27	0
		WASHINGTON	0	0	0	1	0
		Total	8	5	30	36	0
	The Neighborhood Nursing Facility						
		PULASKI	0	0	0	0	0
		Total	0	0	0	0	0
		ADD:14 Total	121	177	298	338	0
ADD:15							
	Berea Health and Rehabilitation						
		FAYETTE	0	4	3	0	0
		HARLAN	0	0	1	0	0
		JACKSON	2	2	1	1	0
		LAUREL	0	1	1	0	0
		MADISON	3	15	11	20	0
		POWELL	1	0	0	0	0
		PULASKI	0	0	0	1	0
		ROCKCASTLE	0	1	0	2	0

**Table 30 - 2021 Kentucky Long Term Care Facility Patient Origin
Facility ADD and Facility by Patient County of Residence**

ADD	Facility Name	Patient County	Under 65	65-74	75-84	Over 85	Unknown
		TN	0	1	0	0	0
		Total	6	24	17	24	0
	Bluegrass Care and Rehabilitation Center						
		BOURBON	0	1	0	0	0
		CLARK	0	0	1	1	0
		DAVISS	0	0	0	1	0
		FAYETTE	6	20	25	13	0
		GRAYSON	0	1	0	0	0
		JEFFERSON	0	0	1	1	0
		JESSAMINE	3	6	6	1	0
		LEWIS	0	1	0	0	0
		MADISON	0	1	0	0	0
		MASON	0	1	0	0	0
		MCCRACKEN	0	0	1	0	0
		MORGAN	0	1	0	0	0
		OWEN	1	0	0	0	0
		PULASKI	0	1	2	0	0
		SCOTT	0	5	1	1	0
		SHELBY	0	0	0	1	0
		WOODFORD	0	0	1	1	0
		Total	10	38	38	20	0
	BOONESBORO TRAIL SENIOR LIVING						
		BOYD	0	0	1	0	0
		CLARK	0	3	5	15	0
		FAYETTE	0	0	2	0	0
		MADISON	0	1	1	2	0
		MONROE	0	0	1	0	0
		MONTGOMERY	1	0	0	2	0
		POWELL	0	0	0	1	0

**Table 30 - 2021 Kentucky Long Term Care Facility Patient Origin
Facility ADD and Facility by Patient County of Residence**

ADD	Facility Name	Patient County	Under 65	65-74	75-84	Over 85	Unknown
		SCOTT	0	0	0	1	0
		Total	1	4	10	21	0
	Bourbon Heights						
		BOURBON	4	15	31	29	0
		CLARK	0	0	1	0	0
		FAYETTE	0	2	0	3	0
		MASON	0	1	0	0	0
		Other	0	0	0	0	0
		Total	4	18	32	32	0
	Bradford Square Center						
		ANDERSON	6	2	6	5	0
		FAYETTE	1	2	1	2	0
		FRANKLIN	6	8	13	7	0
		HARDIN	0	0	1	0	0
		JEFFERSON	0	0	2	0	0
		OWEN	3	0	3	1	0
		ROCKCASTLE	0	0	0	1	0
		SCOTT	3	3	0	1	0
		SHELBY	1	0	2	2	0
		WOODFORD	1	0	2	1	0
		Total	21	15	30	20	0
	Cambridge Place						
		ANDERSON	0	1	0	0	0
		BOONE	0	0	1	0	0
		CLARK	0	1	1	0	0
		ESTILL	0	0	0	1	0
		FAYETTE	6	10	13	13	0
		FRANKLIN	0	1	1	0	0
		HARRISON	1	0	0	0	0
		HENDERSON	0	0	1	0	0

**Table 30 - 2021 Kentucky Long Term Care Facility Patient Origin
Facility ADD and Facility by Patient County of Residence**

ADD	Facility Name	Patient County	Under 65	65-74	75-84	Over 85	Unknown
		HENRY	0	0	0	1	0
		IN	0	1	0	0	0
		JESSAMINE	1	2	3	3	0
		LAUREL	0	0	1	0	0
		MADISON	0	0	0	1	0
		MERCER	0	0	1	0	0
		Other	1	2	0	2	0
		OWEN	0	1	0	0	0
		PULASKI	0	1	0	0	0
		ROWAN	0	0	0	1	0
		SCOTT	0	0	0	3	0
		TN	0	1	0	0	0
		WAYNE	1	0	1	0	0
		WOODFORD	0	1	1	1	0
		WV	0	1	0	0	0
		Total	10	23	24	26	0
	Cardinal Hill Rehab Unit						
		ANDERSON	0	0	0	1	0
		BATH	0	1	0	0	0
		BOURBON	0	1	0	0	0
		CLARK	0	0	1	1	0
		FAYETTE	1	4	5	3	0
		FRANKLIN	0	1	0	0	0
		JESSAMINE	0	2	3	0	0
		MADISON	1	0	0	0	0
		PULASKI	0	1	0	0	0
		ROWAN	0	0	1	0	0
		SCOTT	0	1	0	0	0
		WHITLEY	0	0	1	0	0
		WOODFORD	1	0	1	0	0
		Total	3	11	12	5	0

**Table 30 - 2021 Kentucky Long Term Care Facility Patient Origin
Facility ADD and Facility by Patient County of Residence**

ADD	Facility Name	Patient County	Under 65	65-74	75-84	Over 85	Unknown
Cedar Ridge Health Campus		BOURBON	0	0	1	2	0
		CLARK	0	0	0	1	0
		FAYETTE	0	0	0	1	0
		GRANT	0	0	0	1	0
		HARDIN	0	0	1	0	0
		HARRISON	2	4	6	21	0
		JESSAMINE	0	0	1	0	0
		LEE	0	0	0	1	0
		PENDLETON	0	0	0	2	0
		SCOTT	0	1	0	1	0
		SHELBY	0	0	0	1	0
		Total	2	5	9	31	0
Clark Regional Medical Center Transitional Care Unit		CARTER	0	0	1	0	0
		CLARK	0	2	3	3	0
		FAYETTE	0	0	1	0	0
		MONTGOMERY	0	1	0	1	0
		POWELL	0	0	1	1	0
		Total	0	3	6	5	0
Daisy Hill Senior Living		FAYETTE	0	0	1	0	0
		FRANKLIN	0	0	0	1	0
		JESSAMINE	0	0	0	2	0
		SHELBY	0	0	0	1	0
		WOODFORD	0	1	1	7	0
		Total	0	1	2	11	0
Danville Center For Health		BOYLE	2	6	10	9	0
		CASEY	0	1	2	0	0
		FAYETTE	0	2	0	2	0

**Table 30 - 2021 Kentucky Long Term Care Facility Patient Origin
Facility ADD and Facility by Patient County of Residence**

ADD	Facility Name	Patient County	Under 65	65-74	75-84	Over 85	Unknown
		FRANKLIN	0	2	0	0	0
		GARRARD	1	2	0	2	0
		JESSAMINE	1	0	0	0	0
		LAUREL	0	1	0	0	0
		LINCOLN	3	1	3	4	0
		MADISON	0	1	0	0	0
		MERCER	0	0	1	3	0
		Other	0	1	0	1	0
		PERRY	0	1	0	0	0
		PULASKI	0	0	1	0	0
		ROCKCASTLE	0	1	2	0	0
		RUSSELL	0	0	0	1	0
		WOODFORD	0	0	0	1	0
		Total	7	19	19	23	0
	Edgemont Healthcare						
		BOURBON	0	1	0	0	0
		CARTER	0	0	1	0	0
		CLARK	0	1	0	0	0
		FAYETTE	3	0	0	2	0
		FRANKLIN	1	0	0	0	0
		HARRISON	13	13	9	6	0
		MASON	1	0	0	0	0
		MONTGOMERY	2	0	0	0	0
		NICHOLAS	0	1	1	0	0
		POWELL	0	1	0	0	0
		SCOTT	1	0	3	0	0
		SHELBY	1	0	0	0	0
		Total	22	17	14	8	0
	Fountain Circle Care and Rehab Ctr						
		ANDERSON	0	1	0	0	0
		BATH	1	2	1	1	0

**Table 30 - 2021 Kentucky Long Term Care Facility Patient Origin
Facility ADD and Facility by Patient County of Residence**

ADD	Facility Name	Patient County	Under 65	65-74	75-84	Over 85	Unknown
		BELL	1	0	0	0	0
		BOURBON	1	2	1	2	0
		CLARK	6	6	21	9	0
		FAYETTE	5	7	5	2	0
		FLOYD	0	1	1	0	0
		FRANKLIN	0	0	1	0	0
		JESSAMINE	1	0	2	1	0
		JOHNSON	0	0	1	0	0
		KNOX	1	0	0	0	0
		LEE	0	0	1	0	0
		LINCOLN	0	0	0	1	0
		MADISON	2	0	4	0	0
		MENIFEE	1	0	0	1	0
		MONTGOMERY	1	6	2	3	0
		MORGAN	0	0	1	0	0
		NICHOLAS	0	0	1	0	0
		OH	0	0	1	0	0
		POWELL	1	0	3	1	0
		ROCKCASTLE	1	1	2	0	0
		SCOTT	1	1	1	0	0
		TAYLOR	1	0	0	0	0
		WASHINGTON	0	0	1	0	0
		WOODFORD	0	0	0	1	0
		Total	24	27	50	22	0
	Frankfort Rehab and Care						
		ANDERSON	2	26	10	32	0
		Total	2	26	10	32	0
	Grand Haven Nursing Home						
		BOURBON	1	0	0	0	0
		FAYETTE	0	2	1	0	0
		HARRISON	8	9	8	8	0

**Table 30 - 2021 Kentucky Long Term Care Facility Patient Origin
Facility ADD and Facility by Patient County of Residence**

ADD	Facility Name	Patient County	Under 65	65-74	75-84	Over 85	Unknown
		NICHOLAS	0	0	2	0	0
		SCOTT	2	1	0	1	0
		WASHINGTON	0	1	0	0	0
		WOODFORD	0	0	1	0	0
		Total	11	13	12	9	0
	Harborview Dover						
		ANDERSON	1	0	0	0	0
		BATH	1	0	0	0	0
		BOONE	0	0	0	1	0
		BREATHITT	0	0	1	0	0
		CLARK	0	0	1	1	0
		FAYETTE	3	1	7	8	0
		FRANKLIN	1	0	0	0	0
		HARRISON	2	0	1	1	0
		IN	0	1	0	0	0
		JACKSON	0	0	1	0	0
		JEFFERSON	0	0	1	0	0
		JESSAMINE	0	2	0	0	0
		KNOX	0	0	0	1	0
		NICHOLAS	0	2	0	0	0
		PERRY	0	0	1	0	0
		PIKE	0	1	0	0	0
		SCOTT	5	4	13	12	0
		TAYLOR	1	0	0	0	0
		WASHINGTON	0	1	0	0	0
		WOODFORD	0	0	0	1	0
		Total	14	12	26	25	0
	Harrodsburg Health and Rehab Ctr						
		ANDERSON	0	1	0	2	0
		BOURBON	0	1	0	0	0
		BOYLE	1	6	6	5	0

**Table 30 - 2021 Kentucky Long Term Care Facility Patient Origin
Facility ADD and Facility by Patient County of Residence**

ADD	Facility Name	Patient County	Under 65	65-74	75-84	Over 85	Unknown
		CASEY	0	1	0	0	0
		FAYETTE	1	2	3	2	0
		FRANKLIN	1	1	3	1	0
		GARRARD	1	1	1	0	0
		JEFFERSON	0	2	1	0	0
		JESSAMINE	0	1	0	2	0
		LINCOLN	0	2	0	0	0
		MADISON	0	1	0	0	0
		MARION	0	2	0	0	0
		MERCER	4	4	14	15	0
		NELSON	1	2	0	0	0
		ROCKCASTLE	0	0	0	2	0
		SCOTT	1	1	0	3	0
		WASHINGTON	0	0	1	0	0
		WOODFORD	0	0	1	0	0
		Total	10	28	30	32	0
Homestead Post Acute							
		BOURBON	0	0	0	1	0
		CLARK	0	0	2	4	0
		CLAY	0	1	0	0	0
		CLINTON	0	0	1	0	0
		FAYETTE	6	29	38	22	0
		FRANKLIN	0	0	0	1	0
		JEFFERSON	0	0	1	0	0
		JESSAMINE	1	1	2	2	0
		KNOX	0	0	0	1	0
		MADISON	0	1	0	0	0
		Other	0	1	1	0	0
		PULASKI	0	1	1	0	0
		ROBERTSON	0	1	0	0	0
		SCOTT	0	1	0	0	0

**Table 30 - 2021 Kentucky Long Term Care Facility Patient Origin
Facility ADD and Facility by Patient County of Residence**

ADD	Facility Name	Patient County	Under 65	65-74	75-84	Over 85	Unknown
		WHITLEY	0	0	1	0	0
		WOODFORD	0	1	2	0	0
		Total	7	37	49	31	0
	Irvine Nursing and Rehabilitation						
		BREATHITT	0	1	0	0	0
		CLARK	0	1	0	0	0
		ESTILL	3	8	16	21	0
		FAYETTE	2	2	0	0	0
		HARRISON	0	0	0	1	0
		JACKSON	0	0	1	0	0
		JOHNSON	0	0	0	1	0
		LAUREL	0	0	1	0	0
		LEE	1	0	1	0	0
		MADISON	2	2	1	3	0
		MONTGOMERY	0	0	0	1	0
		OLDHAM	0	0	1	0	0
		POWELL	0	0	0	1	0
		ROCKCASTLE	1	0	1	0	0
		Total	9	14	22	28	0
	Johnson Mathers Nursing Home						
		BATH	1	1	0	1	0
		BOURBON	1	1	2	5	0
		BOYD	0	1	0	0	0
		BRACKEN	1	0	0	0	0
		FAYETTE	0	1	0	1	0
		FLEMING	0	2	0	0	0
		FRANKLIN	1	0	0	0	0
		GRANT	0	0	0	1	0
		HARRISON	3	2	2	3	0
		KENTON	0	0	1	0	0
		MASON	0	1	0	0	0

**Table 30 - 2021 Kentucky Long Term Care Facility Patient Origin
Facility ADD and Facility by Patient County of Residence**

ADD	Facility Name	Patient County	Under 65	65-74	75-84	Over 85	Unknown
		MONTGOMERY	1	0	1	1	0
		NICHOLAS	2	8	8	11	0
		ROBERTSON	0	1	0	2	0
		SCOTT	0	1	1	2	0
		WOODFORD	0	1	0	0	0
		Total	10	20	15	27	0
	Kenwood Health and Rehabilitation Center						
		CLARK	0	0	1	1	0
		ESTILL	0	0	1	0	0
		FAYETTE	4	1	0	4	0
		GARRARD	0	0	1	1	0
		HARRISON	0	0	0	1	0
		JESSAMINE	1	0	0	0	0
		LAUREL	1	0	1	1	0
		MADISON	3	15	21	14	0
		MONTGOMERY	1	0	0	0	0
		Total	10	16	25	22	0
	Landmark of Danville Rehabilitation and Nursing Center, LLC						
		ADAIR	1	0	0	0	0
		BOYLE	1	2	12	14	0
		FAYETTE	0	1	0	1	0
		GARRARD	1	1	2	2	0
		LAUREL	0	0	1	0	0
		LINCOLN	0	1	8	2	0
		MERCER	0	1	4	3	0
		POWELL	0	0	2	0	0
		PULASKI	0	0	1	1	0
		ROCKCASTLE	1	0	1	0	0
		SCOTT	0	0	0	1	0
		TAYLOR	0	0	0	1	0
		WASHINGTON	1	0	0	0	0

**Table 30 - 2021 Kentucky Long Term Care Facility Patient Origin
Facility ADD and Facility by Patient County of Residence**

ADD	Facility Name	Patient County	Under 65	65-74	75-84	Over 85	Unknown
		WAYNE	0	1	0	0	0
		Total	5	7	31	25	0
	Landmark of Lancaster Rehabilitation and Nursing						
		BARREN	0	0	0	1	0
		BOYD	0	0	0	1	0
		BOYLE	0	2	2	2	0
		FAYETTE	0	3	2	2	0
		GARRARD	11	3	11	22	0
		JESSAMINE	0	0	3	1	0
		LINCOLN	1	5	7	6	0
		MADISON	0	2	0	0	0
		Other	0	0	0	1	0
		PULASKI	0	0	1	0	0
		ROCKCASTLE	0	0	1	0	0
		Total	12	15	27	36	0
	Lantern at Morning Pointe Alz and Memory Care						
		FAYETTE	0	0	0	0	0
		Total	0	0	0	0	0
	Legacy Reserve at Fritz Farm						
		Other	0	0	0	0	0
		Total	0	0	0	0	0
	Lexington Country Place						
		CASEY	0	0	0	1	0
		CLARK	0	0	1	1	0
		FAYETTE	1	5	11	31	0
		FRANKLIN	0	0	1	2	0
		JESSAMINE	0	0	1	2	0
		MONTGOMERY	0	0	1	0	0
		SCOTT	0	0	1	0	0

**Table 30 - 2021 Kentucky Long Term Care Facility Patient Origin
Facility ADD and Facility by Patient County of Residence**

ADD	Facility Name	Patient County	Under 65	65-74	75-84	Over 85	Unknown
		WOODFORD	0	0	0	3	0
		Total	1	5	16	40	0
	Lexington Premier Nursing and Rehab, LLC						
		FAYETTE	7	11	20	32	6
		Total	7	11	20	32	6
	Madison Health and Rehabilitation Center						
		BATH	1	0	0	0	0
		BREATHITT	0	1	0	0	0
		CASEY	1	0	0	0	0
		CLARK	0	1	1	0	0
		ESTILL	1	1	1	2	0
		FAYETTE	4	4	2	1	0
		GARRARD	0	0	1	0	0
		JACKSON	1	0	0	0	0
		JESSAMINE	0	1	0	0	0
		LAUREL	1	0	0	1	0
		LINCOLN	0	0	1	0	0
		MADISON	12	14	14	8	0
		OWSLEY	0	0	1	0	0
		ROCKCASTLE	2	1	0	1	0
		WHITLEY	0	0	1	0	0
		Total	23	23	22	13	0
	Mayfair Manor						
		ALLEN	0	0	0	1	0
		CLARK	0	1	1	0	0
		FAYETTE	11	11	20	21	0
		FRANKLIN	0	1	0	0	0
		JESSAMINE	0	3	1	2	0
		MADISON	1	0	1	0	0
		MONTGOMERY	0	0	0	1	0

**Table 30 - 2021 Kentucky Long Term Care Facility Patient Origin
Facility ADD and Facility by Patient County of Residence**

ADD	Facility Name	Patient County	Under 65	65-74	75-84	Over 85	Unknown
		PULASKI	0	0	0	1	0
		WARREN	0	0	0	1	0
		WOODFORD	0	0	2	0	0
		Total	12	16	25	27	0
	Mayfair Village Retirement Center						
		FAYETTE	0	0	4	10	0
		Total	0	0	4	10	0
	Morning Pointe of Frankfort						
		FRANKLIN	0	0	0	0	0
		Total	0	0	0	0	0
	Morning Pointe of Lexington						
		Other	0	0	0	0	0
		Total	0	0	0	0	0
	Morning Pointe of Lexington East						
		FAYETTE	0	0	0	0	0
		Total	0	0	0	0	0
	Morning Pointe of Richmond						
		MADISON	0	0	0	0	0
		Total	0	0	0	0	0
	Nicholasville Nursing and Rehabilitation						
		BOURBON	0	1	0	0	0
		BOYLE	2	0	1	0	0
		FAYETTE	3	4	0	1	0
		FRANKLIN	1	0	0	0	0
		GARRARD	0	0	0	1	0
		HARRISON	0	0	1	0	0
		JEFFERSON	0	0	0	1	0
		JESSAMINE	5	8	13	12	0
		MERCER	0	0	0	1	0
		Other	1	0	1	0	0
		PIKE	0	0	1	0	0

**Table 30 - 2021 Kentucky Long Term Care Facility Patient Origin
Facility ADD and Facility by Patient County of Residence**

ADD	Facility Name	Patient County	Under 65	65-74	75-84	Over 85	Unknown
		SCOTT	1	0	0	0	0
		WASHINGTON	1	0	0	0	0
		WOODFORD	0	0	1	0	0
		Total	14	13	18	16	0
	Northpoint Lexington Healthcare Center						
		ANDERSON	0	1	0	0	0
		BOURBON	0	0	1	0	0
		CLARK	0	1	1	1	0
		ESTILL	1	0	0	0	0
		FAYETTE	3	13	31	27	0
		FLOYD	0	0	1	0	0
		FRANKLIN	0	0	0	2	0
		GARRARD	0	1	0	0	0
		JEFFERSON	1	1	1	0	0
		JESSAMINE	0	4	5	5	0
		MADISON	0	0	1	1	0
		Other	1	1	2	1	0
		POWELL	1	0	0	0	0
		SCOTT	1	0	1	0	0
		TN	0	1	0	1	0
		WAYNE	0	0	2	0	0
		WHITLEY	0	0	1	0	0
		WOODFORD	0	1	0	1	0
		Total	8	24	47	39	0
	Pine Meadows Post Acute						
		ANDERSON	0	1	0	0	0
		BOURBON	0	0	1	0	0
		BREATHITT	0	1	0	0	0
		CLARK	1	2	0	1	0
		CLINTON	0	0	1	0	0
		FAYETTE	14	20	27	12	0

**Table 30 - 2021 Kentucky Long Term Care Facility Patient Origin
Facility ADD and Facility by Patient County of Residence**

ADD	Facility Name	Patient County	Under 65	65-74	75-84	Over 85	Unknown
		FRANKLIN	0	1	0	0	0
		JEFFERSON	0	1	2	0	0
		JESSAMINE	0	1	2	3	0
		LINCOLN	0	0	1	0	0
		MADISON	1	1	3	0	0
		MERCER	1	1	0	0	0
		SCOTT	0	1	2	0	0
		WOODFORD	0	2	0	1	0
		Total	17	32	39	17	0
	PRESTON GREENS SENIOR LIVING						
		FAYETTE	1	1	6	32	3
		JESSAMINE	0	0	0	1	0
		Other	0	0	0	1	0
		Total	1	1	6	34	3
	Sayre Christian Village Nursing Home						
		BOURBON	0	0	0	1	0
		CHRISTIAN	0	0	1	0	0
		CLARK	0	0	0	1	0
		FAYETTE	2	7	22	59	0
		FRANKLIN	0	0	1	0	0
		GARRARD	0	0	0	1	0
		JESSAMINE	1	0	2	2	0
		MADISON	0	0	2	0	0
		Other	0	2	3	3	0
		SCOTT	1	2	1	0	0
		WOODFORD	0	1	1	1	0
		Total	4	12	33	68	0
	Signature Healthcare at Heritage Hall Rehab						
		ANDERSON	2	3	14	10	0
		BOYLE	0	1	0	0	0
		FAYETTE	2	1	1	0	0

**Table 30 - 2021 Kentucky Long Term Care Facility Patient Origin
Facility ADD and Facility by Patient County of Residence**

ADD	Facility Name	Patient County	Under 65	65-74	75-84	Over 85	Unknown
		FRANKLIN	6	8	7	8	0
		HARRISON	0	0	1	0	0
		MERCER	1	0	2	1	0
		OH	0	0	1	0	0
		ROCKCASTLE	0	0	0	1	0
		SCOTT	0	0	0	1	0
		SHELBY	0	0	1	1	0
		SPENCER	1	0	0	0	0
		WASHINGTON	0	0	1	1	0
		WAYNE	0	1	0	0	0
		WOODFORD	0	1	2	1	0
		Total	12	15	30	24	0
	Signature Healthcare At Tanbark Rehab						
		CLARK	0	1	0	0	0
		FAYETTE	1	2	7	6	0
		JEFFERSON	0	0	0	1	0
		JESSAMINE	0	0	0	1	0
		MADISON	0	1	0	1	0
		MERCER	0	0	1	0	0
		PIKE	0	0	1	0	0
		WOODFORD	0	0	0	2	0
		Total	1	4	9	11	0
	Signature Healthcare of Georgetown						
		BOURBON	0	2	0	1	0
		CLARK	0	1	0	0	0
		FAYETTE	3	2	4	4	0
		FRANKLIN	0	1	0	1	0
		GRANT	0	0	0	1	0
		HARRISON	0	0	3	0	0
		JESSAMINE	0	0	1	1	0
		LESLIE	1	0	0	0	0

**Table 30 - 2021 Kentucky Long Term Care Facility Patient Origin
Facility ADD and Facility by Patient County of Residence**

ADD	Facility Name	Patient County	Under 65	65-74	75-84	Over 85	Unknown
		MADISON	0	0	0	1	0
		MONTGOMERY	0	0	0	1	0
		NELSON	0	0	0	1	0
		OH	0	0	1	0	0
		SCOTT	2	4	11	10	0
		WHITLEY	0	0	1	0	0
		Total	6	10	21	21	0
	Stanford Care and Rehab						
		BOYLE	3	5	4	2	0
		CLARK	1	0	1	0	0
		FAYETTE	1	1	1	0	0
		HARDIN	0	0	0	1	0
		LAUREL	1	0	0	0	0
		LINCOLN	11	13	10	30	0
		MADISON	0	0	1	0	0
		MERCER	1	0	0	2	0
		Other	1	0	0	0	0
		PULASKI	5	3	3	2	0
		ROCKCASTLE	3	3	2	0	0
		WAYNE	0	0	1	0	0
		Total	27	25	23	37	0
	Stanton Nursing and Rehabilitation Center						
		CLARK	5	3	1	3	0
		FAYETTE	4	1	1	0	0
		JESSAMINE	1	0	0	0	0
		MADISON	1	1	2	0	0
		MENIFEE	1	0	1	1	0
		MONTGOMERY	2	2	0	1	0
		POWELL	2	8	13	7	0
		ROCKCASTLE	1	1	0	0	0

**Table 30 - 2021 Kentucky Long Term Care Facility Patient Origin
Facility ADD and Facility by Patient County of Residence**

ADD	Facility Name	Patient County	Under 65	65-74	75-84	Over 85	Unknown
		WOLFE	2	0	0	0	0
		Total	19	16	18	12	0
	Taylor Manor Nursing Home						
		ANDERSON	0	0	1	1	0
		BOYLE	0	0	1	0	0
		FAYETTE	0	2	3	6	0
		FRANKLIN	0	0	1	2	0
		JEFFERSON	0	0	0	1	0
		WOODFORD	0	0	4	8	0
		Total	0	2	10	18	0
	Telford Terrace						
		CLARK	0	0	0	1	0
		FAYETTE	0	0	1	0	0
		GARRARD	0	0	1	0	0
		IL	0	0	1	0	0
		MADISON	0	0	1	15	0
		PULASKI	0	0	0	1	0
		Total	0	0	4	17	0
	Test Production Sites						
		BALLARD	15	0	0	0	0
		IL	0	0	0	0	0
		WV	0	0	0	0	0
		Total	15	0	0	0	0
	The Homeplace At Midway						
		BOONE	0	0	0	1	0
		FAYETTE	0	0	2	5	0
		FRANKLIN	0	0	2	0	0
		HARDIN	0	0	0	1	0
		JEFFERSON	0	0	1	0	0
		KENTON	0	0	0	1	0

**Table 30 - 2021 Kentucky Long Term Care Facility Patient Origin
Facility ADD and Facility by Patient County of Residence**

ADD	Facility Name	Patient County	Under 65	65-74	75-84	Over 85	Unknown
		LEE	0	0	1	0	0
		Other	0	0	0	1	0
		SCOTT	0	0	0	1	0
		WOODFORD	0	0	4	2	0
		Total	0	0	10	12	0
	The Lantern at Morning Pointe of Frankfort						
		FRANKLIN	0	0	0	0	0
		Total	0	0	0	0	0
	The Legacy at the Willows						
		Other	0	0	0	0	0
		Total	0	0	0	0	0
	The Meadows At Windsor Gardens						
		SCOTT	0	0	0	0	0
		Total	0	0	0	0	0
	The Terrace Nursing and Rehabilitation						
		ANDERSON	0	0	0	1	0
		ESTILL	0	0	1	2	0
		FAYETTE	0	1	0	1	0
		FRANKLIN	0	0	0	1	0
		GARRARD	0	0	1	1	0
		JACKSON	0	0	1	0	0
		LAUREL	0	1	0	0	0
		LINCOLN	0	1	1	2	0
		MADISON	5	9	24	27	0
		Other	1	0	1	0	0
		PULASKI	0	0	1	1	0
		ROCKCASTLE	1	0	4	4	0
		WHITLEY	0	0	1	0	0
		Total	7	12	35	40	0
	The Willows at Fritz Farm						
		BOURBON	0	0	1	0	0

**Table 30 - 2021 Kentucky Long Term Care Facility Patient Origin
Facility ADD and Facility by Patient County of Residence**

ADD	Facility Name	Patient County	Under 65	65-74	75-84	Over 85	Unknown
		CLARK	0	0	1	0	0
		FAYETTE	2	2	10	22	0
		FRANKLIN	0	1	0	0	0
		HARDIN	0	0	2	0	0
		JEFFERSON	0	0	0	1	0
		JESSAMINE	0	1	2	3	0
		MADISON	0	0	0	1	0
		MCCRACKEN	0	0	0	1	0
		Other	0	0	1	1	0
		WOODFORD	0	0	1	0	0
		Total	2	4	18	29	0
The Willows at Hamburg		BOYD	1	0	0	1	0
		CLARK	0	0	1	1	0
		FAYETTE	0	3	5	20	0
		FRANKLIN	0	0	0	1	0
		GRANT	0	0	0	1	0
		GREENUP	0	0	0	1	0
		HARRISON	0	0	1	0	0
		KNOTT	0	1	0	0	0
		MADISON	0	0	0	2	0
		MASON	0	0	0	1	0
		Other	0	1	1	9	0
		ROWAN	0	0	1	0	0
				Total	1	5	9
The Willows at Harrodsburg		ANDERSON	1	0	2	0	0
		BOONE	0	0	1	0	0
		BOYLE	1	1	2	13	0
		CLARK	0	0	1	1	0
		FAYETTE	0	0	1	0	0
				Total	2	1	6

**Table 30 - 2021 Kentucky Long Term Care Facility Patient Origin
Facility ADD and Facility by Patient County of Residence**

ADD	Facility Name	Patient County	Under 65	65-74	75-84	Over 85	Unknown
		LINCOLN	0	0	0	1	0
		MARION	0	0	1	0	0
		MERCER	1	1	3	9	0
		Other	0	0	0	0	0
		WASHINGTON	0	0	1	0	0
		WAYNE	0	0	0	1	0
		Total	3	2	12	25	0
Thomson Hood Veterans Center							
		ADAIR	0	0	0	1	0
		ANDERSON	0	1	0	0	0
		BARREN	0	0	0	1	0
		BOONE	0	1	0	2	0
		BOURBON	0	0	1	0	0
		BOYLE	1	0	1	1	0
		CARTER	0	1	0	0	0
		CLARK	1	0	0	1	0
		CUMBERLAND	0	1	0	0	0
		FAYETTE	1	6	12	19	0
		FLEMING	0	0	0	1	0
		FRANKLIN	1	0	1	3	0
		GRANT	0	0	0	2	0
		GRAYSON	1	0	0	0	0
		HARDIN	1	0	0	0	0
		HENRY	0	0	2	0	0
		JEFFERSON	0	1	0	2	0
		JESSAMINE	1	0	4	4	0
		JOHNSON	0	1	0	0	0
		KENTON	0	0	0	1	0
		LINCOLN	0	0	0	2	0
		MADISON	0	0	1	1	0
		MERCER	0	1	1	1	0

**Table 30 - 2021 Kentucky Long Term Care Facility Patient Origin
Facility ADD and Facility by Patient County of Residence**

ADD	Facility Name	Patient County	Under 65	65-74	75-84	Over 85	Unknown
		MONTGOMERY	0	0	1	1	0
		ROCKCASTLE	0	0	1	0	0
		ROWAN	0	0	1	0	0
		SCOTT	0	1	1	0	0
		SHELBY	0	1	0	0	0
		WASHINGTON	0	0	1	0	0
		WOODFORD	0	0	3	2	0
		Total	7	15	31	45	0
	Wesley Village	JESSAMINE	0	0	0	1	0
		Total	0	0	0	1	0
	Willows at Citation	BOYLE	0	0	1	1	0
		BREATHITT	0	0	0	1	0
		BUTLER	0	0	1	0	0
		FAYETTE	1	5	9	12	0
		FRANKLIN	0	0	1	0	0
		IN	0	0	0	1	0
		JEFFERSON	0	0	0	1	0
		JESSAMINE	0	0	3	0	0
		MADISON	0	0	1	0	0
		MORGAN	0	0	0	1	0
		NELSON	0	0	0	2	0
		SCOTT	0	0	1	4	0
		TAYLOR	0	0	0	1	0
		WOODFORD	0	0	0	1	0
		Total	1	5	17	25	0
		ADD:15 Total	388	645	987	1,165	9
State Total			3,094	4,687	6,486	6,253	414

KENTUCKY ANNUAL LONG-TERM CARE SERVICES REPORT



KENTUCKY CABINET FOR
HEALTH AND FAMILY SERVICES

SECTION VII: COMMENTS

Table 31 - 2021 Long Term Care - Memo Section

License	Facility	Page	LTCMemo
100763	Baptist Health La Grange	LTCResidentActivity	The close date of this facility was October 21, 2021.
100728	Baptist Health Madisonville	LTCCensusAge	Unit temporarily closed 3-19-2017
100728	Baptist Health Madisonville	LTCCensusDeath	Unit temporarily closed 3-19-2017
100728	Baptist Health Madisonville	LTCCensusOrigin	Unit temporarily closed 3-19-2017
100728	Baptist Health Madisonville	LTCPayorSource	Unit temporarily closed 3-19-2017
100728	Baptist Health Madisonville	LTCResidentActivity	Unit temporarily closed 3-19-2017
100766	Baptist Health Paducah	LTCCensusAge	Nursing Facility temporarily closed 3-23-2017
100766	Baptist Health Paducah	LTCCensusDeath	Nursing Facility temporarily closed 3-23-2017
100766	Baptist Health Paducah	LTCCensusOrigin	Nursing Facility temporarily closed 3-23-2017
100766	Baptist Health Paducah	LTCPayorSource	Nursing Facility temporarily closed 3-23-2017
100766	Baptist Health Paducah	LTCResidentActivity	Nursing Facility temporarily closed 3-23-2017
100275	Barbourville Health and Rehabilitation Center	LTCResidentActivity	This is for 2021
100353	Beaver Dam Nursing and Rehab Center	LTCICFComment	N/A
100353	Beaver Dam Nursing and Rehab Center	LTCPCComment	N/A
100353	Beaver Dam Nursing and Rehab Center	LTCResidentActivity	N/A
100891	Belmont Village	LTCPCComment	Belmont Village did not have any resident that met the SMI criteria in 2021.
100891	Belmont Village	LTCResidentActivity	Reference license beds in operation- Depending on the configuration of the apartment purchased- apartment can be configured to have an additional private room.
101294	Bluegrass Way	LTCCensusAge	4 Residents no longer qualified for personal care and was discharged to a facility with high level of care.
101294	Bluegrass Way	LTCCensusDeath	No residents passed away in this facility in 2021.
101294	Bluegrass Way	LTCCensusOrigin	This is a personal care facility.
101294	Bluegrass Way	LTCICFComment	No Residents transferred or discharged to a ICF Facility.
101294	Bluegrass Way	LTCPCComment	No Residents with SMI diagnosis
101367	BOONESBORO TRAIL SENIOR LIVING	LTCPCComment	Boonesboro Trail had no residents who met SMI criteria.
101367	BOONESBORO TRAIL SENIOR LIVING	LTCResidentActivity	Facility opened April 21, 2021
100024	Bourbon Heights	LTCResidentActivity	This room is unusable
101175	Bridgepointe At Ashgrove Woods	LTCICFComment	No ICF
101175	Bridgepointe At Ashgrove Woods	LTCPCComment	There are no residents with SMI
101175	Bridgepointe At Ashgrove Woods	LTCResidentActivity	The building has 72 apartments with 6 of those being 1 bedroom apartments for couples.
100056	Carmel Manor	LTCResidentActivity	Note that 56 Personal care beds were taken out of service due to aging physical plant. Limited admissions due to COVID pandemic.
100751	Cedar Ridge Health Campus	LTCICFComment	no waiting list, no transitions
100751	Cedar Ridge Health Campus	LTCPCComment	no SMI patients
101271	Cedarhurst of Beaumont	LTCICFComment	none

License	Facility	Page	LTCMemo
101354	Cedarhurst of Owensboro	LTCResidentActivity	Community opened April 5, 2021
100200	Christian Health Center of Louisville	LTCPCComment	This Facility did not have any residents during (year) that met the SMI criteria.
100740	Clark Regional Medical Center Transitional Care Unit	LTCResidentActivity	Number of beds went from 25 to 21 a couple times in the year 9/13-11/1 and 12/7-12/31 which caused the decrease in potential patient days.
100180	Clinton Hickman County Nursing Facility	LTCPayorSource	"Other" days in PC are Personal Care Medicaid Days (Medicaid column is not available for input)
100181	Clinton Place	LTCPCComment	NO PC RESIDENT WITH SMI
100405	Colonial Center	LTCICFComment	We are not an ICF facility
100405	Colonial Center	LTCPCComment	no resident with SMI
101366	Cooper Trail Senior Living	LTCCensusOrigin	Personal Care patients only
101366	Cooper Trail Senior Living	LTCPCComment	No residents with SMI in 2021
100663	Countryside Center	LTCPCComment	Countryside did not have any residents that met SMI criteria.
100267	Covington Ladies Home	LTCCensusOrigin	As a Personal Care facility, we are not required to answer this.
100267	Covington Ladies Home	LTCPayorSource	We had previously been licensed for 32 beds. Initially when the plans were drawn, we had 41 beds on our CON application. We ended up cutting back to 40 rooms to make the nurses station larger. The CON was revised and our CON #059-07-5910 (1) is for 40 beds. Date issued: December 22, 2018. Date revised: May 22, 2019.
100267	Covington Ladies Home	LTCResidentActivity	We serve 0 patients with SMI. We were licensed for 32 beds, but were temporarily only using 24 beds in preparation of a new wing being built. In 2021 we were licensed for 32 beds (January-July). In August we opened our new wing licensed for 40 beds (August -December). Potential beds days for 2021 were 6784 (212 days) for 32 bed license and 5720 (143 days) for 40 beds. Total patient days were 5562 based on counting each individuals days as a resident.
100471	Cumberland Valley Manor	LTCCensusOrigin	Lousiana (79) and Georgia (88)
100471	Cumberland Valley Manor	LTCICFComment	Not applicable
100471	Cumberland Valley Manor	LTCPCComment	Not Applicable - we no longer have Personal Care Beds
101340	Daisy Hill Senior Living	LTCResidentActivity	This facility opened July 8, 2021.
101353	Dominion Senior Living of Louisville	LTCResidentActivity	Potential Pateint Beds are based on beds in operation x 365.
101299	Emerald Trace	LTCResidentActivity	The facility was authorized to use 14 of the Personal Care beds as Nursing Facility beds beginning 09/01/2020.
100203	Episcopal Church Home	LTCResidentActivity	Due to our Facility's Master Plan, we underwent a demolition for half of our building and sold a large number of licensed beds.
100052	Fern Terrace of Murray	LTCResidentActivity	@11/19/21 we closed the facility.
100747	Flaget Memorial Hospital NF	LTCCensusAge	No patients in 2021.
100747	Flaget Memorial Hospital NF	LTCCensusDeath	No patients in 2021.
100747	Flaget Memorial Hospital NF	LTCCensusOrigin	No patients in 2021.
100747	Flaget Memorial Hospital NF	LTCICFComment	No patients in 2021.

License	Facility	Page	LTCMemo
100747	Flaget Memorial Hospital NF	LTCPayorSource	No patients in 2021.
100747	Flaget Memorial Hospital NF	LTCPCComment	No patients in 2021.
100747	Flaget Memorial Hospital NF	LTCResidentActivity	No patients in 2021.
101222	Forest Springs Health Campus	LTCICFComment	We do not have ICF.
101222	Forest Springs Health Campus	LTCPCComment	No residents receiving state supplement that we are aware of.
100355	Friendship Health and Rehab	LTCCensusAge	Facility was temporarily closed effective 1/31/21, followed by a change of ownership. Utilization data for January 2021 under the previous owner is not available.
100355	Friendship Health and Rehab	LTCCensusDeath	Facility was temporarily closed effective 1/31/21, followed by a change of ownership. Utilization data for January 2021 under the previous owner is not available.
100355	Friendship Health and Rehab	LTCCensusOrigin	Facility was temporarily closed effective 1/31/21, followed by a change of ownership. Utilization data for January 2021 under the previous owner is not available.
100355	Friendship Health and Rehab	LTCICFComment	Facility was temporarily closed effective 1/31/21, followed by a change of ownership. Utilization data for January 2021 under the previous owner is not available.
100355	Friendship Health and Rehab	LTCPayorSource	Facility was temporarily closed effective 1/31/21, followed by a change of ownership. Utilization data for January 2021 under the previous owner is not available.
100355	Friendship Health and Rehab	LTCPCComment	Facility was temporarily closed effective 1/31/21, followed by a change of ownership. Utilization data for January 2021 under the previous owner is not available.
100355	Friendship Health and Rehab	LTCResidentActivity	Facility was temporarily closed effective 1/31/21, followed by a change of ownership. Utilization data for January 2021 under the previous owner is not available.
100887	Gaither Suites at West Park	LTCPCComment	Gaither Suites facility did not have any residents in 2021 that met SMI criteria.
100516	Good Shepherd Community Nursing Center	LTCCensusOrigin	n/a for county
100144	Green Acres Health Care	LTCResidentActivity	From January 1, 2021 through December 10, 2021, we were licensed for 60 beds. Effective December 11, 2021, we were approved for an emergency licensure increase to 73 beds, which gives a potential bed count of 22,173 for the year of 2021.
100336	Harpers Home for the Aged	LTCPCComment	Harpers Home for the Aged did not have any SMI Residents
100576	Helmwood Healthcare Center	LTCPCComment	PC provisional license in 2021; Michele Bushog said not to complete 2021 PC Survey
100576	Helmwood Healthcare Center	LTCResidentActivity	PC provisional license in 2021 per Michele Bushong do not complete PC section
100726	Highlands ARH Regional Medical Center (NF)	LTCPCComment	no patient population

License	Facility	Page	LTCMemo
100349	Johnson Mathers Nursing Home	LTCResidentActivity	Beds in Operation reflects beds certified, however facility's provider agreements with Medicare and Medicaid terminated in March 2022. All residents transferred from facility on March 21, 2022.
100140	Jonesville Rest Home	LTCPayorSource	23 out of 26 Residents receive Supplemental Income
100140	Jonesville Rest Home	LTCPCComment	3 does not receive State Supplement
100765	Kindred Hospital - Louisville	LTCPayorSource	The other category includes Commercial insurance and Medicare Advantage.
100765	Kindred Hospital - Louisville	LTCResidentActivity	Three rooms are semi-private. Due to most of resident population having multiple MDRO infections in their history, it is not possible to cohort residents together.
100031	Kings Daughters Medical Center (NF)	LTCCensusOrigin	KDMC Rehab/Skilled Nursing Unit has remained non-operational during 2021. currently beds being utilized under the Emergency CON related to COVID. following the D/C of the emergency CON admissions will resume once fulling staffed.
100031	Kings Daughters Medical Center (NF)	LTCResidentActivity	KDMC Rehab/Skilled Nursing Unit has remained non-operational during 2021. currently beds being utilized under the Emergency CON related to COVID.
100708	Lake Cumberland Regional Hospital SCU	LTCCensusDeath	No deaths during the period of Jan 1 - Dec 31, 2021.
100514	Lake Way Nursing and Rehabilitation Center	LTCCensusAge	We had two residents that were on therapeutic leave on 12/31/2021. They are both counted in the under 65 age group.
101330	Legacy Reserve at Fritz Farm	LTCCensusOrigin	N/A PERSONAL CARE HOME
100604	Letcher Manor	LTCICFComment	N/A
100604	Letcher Manor	LTCPCComment	N/A
100527	Lexington Country Place	LTCICFComment	Lexington is not a licensed ICF
100527	Lexington Country Place	LTCPCComment	Lexington Country Place did not have any residents during the year meeting SMI criteria
100376	Life Care Center of Morehead	LTCResidentActivity	At this time, due to the size of the room, we are utilizing our 3-bed ward room as a semi-private room to accommodate the needs of our residents.
100641	Little Sisters of the Poor	LTCResidentActivity	Last Years Ending Census of 27 is incorrect - we had 30 residents
100439	Loretto Motherhouse Infirmary	LTCPCComment	Zero SMI residents in PC
100224	Louisville Protestant Altenheim	LTCICFComment	None. None on waiting list currently.
100224	Louisville Protestant Altenheim	LTCPCComment	No residents receive State Supplement.
100192	Lyndon Woods Care and Rehabilitation	LTCResidentActivity	None
100111	Mayfair Manor	LTCResidentActivity	Used these as Private Suites
100653	Mayfair Village Retirement Center	LTCPCComment	We are a senior living facility. We do not have any residents with SMI or state aid.
100901	McDowell Place of Danville	LTCCensusDeath	No deaths in 2021
100901	McDowell Place of Danville	LTCICFComment	No ICF beds
100901	McDowell Place of Danville	LTCPCComment	McDowell Place did not have any residents during 2021 that met the SMI criteria.
100727	McDowell Skilled Nursing Facility	LTCResidentActivity	The NF beds were not utilized in 2021.
101087	Morning Pointe of Frankfort	LTCPCComment	No SMI residents
101086	Morning Pointe of Richmond	LTCCensusOrigin	All personal care

License	Facility	Page	LTCMemo
101057	Morning Pointe of Russell	LTCPCComment	0
100442	Nicholasville Nursing and Rehabilitation	LTCResidentActivity	We completed a renovation in 2016 and it created some private rooms, but they are still licensed as semi-private.
100040	Nim Henson Geriatric Center	LTCResidentActivity	Our Facility was closed from 03/04/2021 to 11/04/2021 Due to Flooding of the Facility
100093	Owensboro Center	LTCCensusAge	There was an ownership change July 1, 2021 and data is only being reported for the time period 7/1/2021-12/31/2021.
100093	Owensboro Center	LTCCensusDeath	There was an ownership change July 1, 2021 and data is only being reported for the time period 7/1/2021-12/31/2021.
100093	Owensboro Center	LTCPayorSource	There was an ownership change July 1, 2021 and data is only being reported for the time period 7/1/2021-12/31/2021.
100093	Owensboro Center	LTCResidentActivity	There was an ownership change July 1, 2021 and data is only being reported for the time period 7/1/2021-12/31/2021.
100734	Owensboro Health Muhlenberg Community Hospital Long Term Care	LTCResidentActivity	The above numbers equal an ending census of 45, however, our ending census on 12/31/21 was 43. I have spent many hours looking for the discrepancy and I feel the it is in our discharge/readmits.
100757	Park Terrace Health Campus	LTCICFComment	we do not have ICF beds in our campus
100757	Park Terrace Health Campus	LTCPCComment	We do not have PC beds n our campus
100367	Pikeville Nursing and Rehab Center	LTCICFComment	none
100367	Pikeville Nursing and Rehab Center	LTCPCComment	none
100725	Pineville Community Hospital	LTCCensusOrigin	Bell, Knox & Harlan are counties we did receive patients from. There have been no patients admitted since 2017
100725	Pineville Community Hospital	LTCResidentActivity	Still acquire license, but no patients have been admitted/accepted to the facility since 2017.
100484	Pioneer Trace Nursing Home	LTCResidentActivity	Due to covid cohorting, more licensed beds were added in the event we needed to move residents for COVID outbreak. Added beds are not in apart of our everyday bed availability.
101281	Radcliff Veterans Center	LTCICFComment	RVC is not a licensed ICF
101281	Radcliff Veterans Center	LTCPCComment	RVC did not have any residents in 2021 that met SMI criteria
101333	Regency Memory Care	LTCPCComment	Facility did not have any residents during 2021 that met the SMI criteria.
100503	Regis Woods	LTCCensusAge	All resident discharged as of 11/1/21
100503	Regis Woods	LTCCensusOrigin	All residents discharged by 11/1/21
100503	Regis Woods	LTCICFComment	No ICF residents
100503	Regis Woods	LTCPCComment	No Personal Care Residents
100242P C	Rose Anna Hughes Home	LTCResidentActivity	Rose Anna Hughes Home is licensed for 57 PC beds. We have 50 resident apartments, 11 of which can be made private or semi-private. At the end of 2021 3 of those apartments were semi-privately occupied, 2 were privately occupied and 6 were vacant.

License	Facility	Page	LTCMemo
100519	Salyersville Nursing and Rehabilitation Center	LTC CensusDeath	No Personal Care Data
100519	Salyersville Nursing and Rehabilitation Center	LTC ResidentActivity	Salyersville Nursing and Rehab Center did not have any Personal Care Residents in 2021. Only 139 NF Beds in operation due to converting 6 rooms to short term rooms. They only have one bed in each of them.
101339	Sanders Ridge Health Campus	LTC ICFComment	We do not have any residents under this
101339	Sanders Ridge Health Campus	LTC PCCComment	We did not have any residents that were receiving State Support
100505	Sansbury Care Center	LTC PayorSource	Other = State Supplement Assistance
100505	Sansbury Care Center	LTC PCCComment	No PCF residents with SMI
100347	Signature Healthcare At Colonial Rehab	LTC ICFComment	None
100347	Signature Healthcare At Colonial Rehab	LTC PCCComment	No Personal Care Beds at Colonial
100233	Signature Healthcare at Glenview	LTC ResidentActivity	Facility is closed. Only the beds are licensed.
100533	Signature Healthcare At Jefferson Manor Rehab	LTC ICFComment	N/A
100533	Signature Healthcare At Jefferson Manor Rehab	LTC PCCComment	No personal care
100533	Signature Healthcare At Jefferson Manor Rehab	LTC ResidentActivity	na
100644	Signature Healthcare at Jefferson Place Rehab	LTC ICFComment	N/A
100644	Signature Healthcare at Jefferson Place Rehab	LTC PCCComment	No Personal Care
100226	Signature Healthcare at Meadowview Rehab	LTC ResidentActivity	beds are being held in abeyance
100630	Signature Healthcare At Tanbark Rehab	LTC PCCComment	no residents with SMI
100410	Signature Healthcare Bowling Green	LTC PCCComment	No Personal Care beds.
100428	Signature Healthcare of East Louisville	LTC ICFComment	No ICF beds
100428	Signature Healthcare of East Louisville	LTC PCCComment	No personal care beds
100635	Signature Healthcare of McCreary County Rehab	LTC PCCComment	No personal care beds
100704	St Claire Medical Center TCU	LTC ResidentActivity	Requested to be put in abeyance
100760	St Elizabeth Florence SNF	LTC ResidentActivity	moved to Ft Thomas temporarily 8/26/21 and increased licensed beds to 20 to accommodate COVID needs. 237 days with max license of 16, 128 days with max license of 20 total 5367 potential patient days. Can't validate table with partial year.
101278	Storypoint Prospect	LTC ResidentActivity	Community was purchased on 3/1/2021. Property transitioned from Exceptional senior living to StoryPoint Senior Living.
100277	Sunrise Manor Nursing Home	LTC ICFComment	N/A at this time
100277	Sunrise Manor Nursing Home	LTC PCCComment	Sunrise does not have PC level residents
101074	Sunrise of Louisville	LTC ICFComment	NA

License	Facility	Page	LTCMemo
100197	Sycamore Heights Health and Rehab	LTCResidentActivity	corrections 11/18/22
100946	Telford Terrace	LTCICFComment	Resident's condition is stable and suitable for ICF. Improvement unlikely but residents and family not ready to transition to nursing home.
100946	Telford Terrace	LTCResidentActivity	We placed a negative air pressure machine in the room to help if we have a COVID outbreak.
100873	The Breckinridge	LTCPCComment	No resident days for residents receiving SMI.
100873	The Breckinridge	LTCResidentActivity	Two beds are set-up and staffed only on consumer demand. The Breckinridge did not serve any residents that met SMI criteria in 2021
101153	The Enclave of East Louisville	LTCResidentActivity	All of Enclave of East Louisville licensed beds are not in use because some of our rooms are set up to allow a second occupant. At this time the majority of our rooms are single occupants.
100551	The Forum at Brookside	LTCICFComment	I am not sure what to do with htis - No ICF residents as of 12/31/21
100551	The Forum at Brookside	LTCResidentActivity	NF, NH and IC beds were closed by Corporate office May31, 2021.
101268	The Haven At Massey Springs	LTCPCComment	The Haven @ Massey Springs did not have any residents during 2021 that met SMI criteria. The census has been verified for 2020 & 2021. The beginning census for 2021 is correct. The ending census reported for 2020 should be 17.
101207	The Homeplace At Midway	LTCResidentActivity	Jan 1- Feb 5 changed licensure of 1 personal care bed to nursing home for emergency use during COVid. Feb 5 - licensure of that bed reverted back to personal care. Feb 11 - May 28: changed licensure of 1 personal care bed to nursing home for emergency use due to COVID
100164	The Laurels	LTCResidentActivity	one room under construction
101180	The Legacy at the Willows	LTCCensusOrigin	Personal care only
101180	The Legacy at the Willows	LTCICFComment	No ICF
101180	The Legacy at the Willows	LTCPCComment	No SMI residents.
101280	The Meadows At Windsor Gardens	LTCPCComment	no residents with SMI
100645	The Springs at Stony Brook	LTCICFComment	None
100326	The Village of Lebanon II	LTCPCComment	Village of Lebanon had no residents with SMI in 2021
100326	The Village of Lebanon II	LTCResidentActivity	Effective 11/10/2020 emergency temporary approval to change certification status of Nursing CCRC and Nursing Home Non-CCRC to Nursing Facility beds through 12/31/2020 for COVID outbreak. Nursing Facility residents were transferred and admitted back to CCRC and Non-CCRC on 01/01/2021
101286	The Willows at Fritz Farm	LTCCensusOrigin	75-84 is from Minnesota and 85 and up is from California.
101286	The Willows at Fritz Farm	LTCICFComment	not applicable
101286	The Willows at Fritz Farm	LTCPCComment	The Willows at Fritz Farm did not have an residents during 2021 that met the SMI criteria.
101136	The Willows at Hamburg	LTCICFComment	No ICF
101136	The Willows at Hamburg	LTCPCComment	No residents with SMI.

License	Facility	Page	LTCMemo
100548	Treyton Oaks Towers	LTCCensusOrigin	Clark County, Indiana
100957	Trinity Station Retirement Community	LTCPCComment	Trinity Station did not have residents during 2021 that met the SMI criteria.
100714	Tug Valley ARH Skilled Nursing Facility	LTCResidentActivity	Lic beds went down by 1 during year
101365	Walkers Trail Senior Living	LTCPCComment	Walkers Trail Senior Living did not have any residents that met the SMI criteria.
100889	Wesley Village	LTCCensusOrigin	Wesley Village had no residents that met the SMI criteria in 2020
100889	Wesley Village	LTCPCComment	Wesley Village did not have any residents that met the SMI criteria in 2021
100889	Wesley Village	LTCResidentActivity	Wesley Village had no residents that met the SMI criteria in 2021 Beds in Operation: NH-CCRC - licensed for 36 beds, but 6 shared rooms were held private. Licensed for 28 PC beds in 20 apt-style rooms, 1 & 2 bedrooms for couples IC licensed for 2 beds in 1 room, but held private.
101144	Westport Place Health Campus	LTCPCComment	Westport Health Campus did not have any residents during 2021 that met the SMI criteria.
100947	Wickshire Blankenbaker	LTCICFComment	NA
100947	Wickshire Blankenbaker	LTCPCComment	No residents with SMI that impact daily life.
100947	Wickshire Blankenbaker	LTCResidentActivity	All apartments are licensed for 2 beds depending on size but unless a married couple or roommate situation occurs, only one bed per room is utilized.
101215	Willows at Citation	LTCCensusOrigin	San Diego - CA Pitt, NC
101215	Willows at Citation	LTCICFComment	None to report.
101215	Willows at Citation	LTCPCComment	The Willows at Citation did not have any residents in 2021 that met SMI criteria.
101215	Willows at Citation	LTCResidentActivity	2 license converted from PC to IL.
101254	Windsor Gardens CCRC	LTCICFComment	Windsor Gardens does not have skilled care
101254	Windsor Gardens CCRC	LTCPCComment	Windsor Gardens had no residents with an SMI in 2021.
100665	Woodland Oaks	LTCCensusAge	closed head injury resident