

# **2025 KENTUCKY ANNUAL LONG-TERM CARE SERVICES REPORT**

January 1 through December 31, 2025  
Published May 2026



**KENTUCKY CABINET FOR  
HEALTH AND FAMILY SERVICES**

**Office of Inspector General  
Division of Certificate of Need**

# Kentucky Annual Long-Term Care Services Report

## Table of Contents

Introduction	I
Definitions	II - III
Map of KY Area Development District (ADD)	IV
List of ADDs and Counties	V
Map of KY State Psychiatric Hospital/Community Mental Health Center Districts	VI
List of KY State Psychiatric Hospital/Community Mental Health Center Districts	VII - VIII
Long Term Care Charts and Graphs for Data Analysis	IX - XII
<b>Section I – Census Data</b>	
Includes number of licensed beds, beginning census, admissions, discharges, ending census, total patient days and occupancy percentage for each bed type.	
Table 1- Licensed Nursing Facility Beds	1 - 25
Table 1A – Licensed Nursing Facility Beds by Area Development District (ADD)	26
Table 2 - Licensed Personal Care Beds	27 - 36
Table 2A - Personal Care Bed Resident Census by CMHC Region and Percent of SMI	37 - 49
Table 2B - Personal Care Bed Resident Census by Age Group and CMHC Region	50 - 59
Table 2C - Personal Care Bed Census and Inpatient Days for Individuals with SMI	60 - 71
Table 2CC - Personal Care Bed Census and Inpatient Days for Individuals with SMI Receiving State Supplementation	72 - 84
Table 2D - Personal Care Bed Census with SMI by Gender and Ages 18 – 64	85 - 98
Table 2DD - Personal Care Bed Census by Gender and Ages 18 – 64 Residents with SMI Receiving State Supplementation	99 - 111
Table 2E - Personal Care Bed Census with SMI by Gender and Ages 65 and Older	112 - 123
Table 2EE - Personal Care Bed Census by Gender and Ages 65 and Older Residents with SMI Receiving State Supplementation	124 - 136
Table 3 - Licensed Nursing Home Beds (CCRC)	137 - 140
Table 4 - Licensed Nursing Home Beds (Non-CCRC)	141
Table 5 - Licensed Intermediate Care Beds	142
Table 6 - Licensed Alzheimer’s Facility Beds	143

## Kentucky Annual Long-Term Care Services Report Table of Contents (continued)

### **Section I – Census Data (continued)**

Table 7 - Licensed ICF/IID Facilities	144 - 145
Table 7A - Licensed ICF/IID Facilities Bed Transition Status by CMHC Region	146 - 148
Table 7B - Licensed ICF/IID Facilities Bed, Reasons Individuals Not Transitioned by CMHC Region	149 - 180

### **Section II - Payor Source Data**

Includes primary payor source data in number of patient days for each bed type.

Table 8 - Licensed Nursing Facility Beds	181 - 204
Table 9 - Licensed Personal Care Beds	205 - 214
Table 10 - Licensed Nursing Home Beds (CCRC)	215 - 218
Table 11 - Licensed Nursing Home Beds (Non-CCRC)	219
Table 12 - Licensed Intermediate Care Beds	220 - 221
Table 13 - Licensed Alzheimer's Facility Beds	222
Table 14 - Licensed ICF/IID Facilities	223 - 224

### **Section III – Patient Age Distribution Data**

Includes the ages of patients residing in each facility on December 31 of the reporting year.

Table 15 - Licensed Nursing Facility Beds	225 - 249
Table 16 - Licensed Personal Care Beds	250 - 259
Table 17 - Licensed Nursing Home Beds (CCRC)	260 - 263
Table 18 - Licensed Nursing Home Beds (Non-CCRC)	264
Table 19 - Licensed Intermediate Care Beds	265 - 266
Table 20 - Licensed Alzheimer's Facility Beds	267
Table 21 - Licensed ICF/IID Facilities	268 - 269

**Kentucky Annual Long-Term Care Services Report  
Table of Contents (continued)**

**Section IV – Patient Death Distribution Data**

Includes the ages of patient deaths in each facility during the reporting year.

Table 22 - Licensed Nursing Facility Beds	270 - 292
Table 23 - Licensed Personal Care Beds	293 - 301
Table 24 - Licensed Nursing Home Beds (CCRC)	302 - 305
Table 25 - Licensed Nursing Home Beds (Non-CCRC)	306
Table 26 - Licensed Intermediate Care Beds	307 - 308
Table 27 - Licensed Alzheimer's Facility Beds	309
Table 28 - Licensed ICF/IID Facilities	310 - 311
<b>Section V – Table 29 - Nursing Facility by ADD</b>	<b>312 - 328</b>
<b>Section VI – Table 30 - Patient Origin Data</b>	<b>329 - 479</b>
<b>Section VII – Table 31 – Facility Comments</b>	<b>480 - 485</b>

# 2025 KENTUCKY ANNUAL LONG-TERM CARE REPORT

## INTRODUCTION

The Cabinet for Health and Family Services, Office of Inspector General, Division of Certificate of Need, announces the release of the 2025 Kentucky Annual Long-Term Care Report. This office is responsible for the utilization data collection and reporting required by, 900 KAR 6:125 and in support of the State Health Plan 900 KAR 5:020. This report covers the period from January 1, 2025 through December 31, 2025.

The Office of Inspector General, Division of Certificate of Need, produces a number of utilization and services reports. In addition to the Long-Term Care Report, the following reports are available: Megavoltage, Positron Emission Tomography (PET); Ambulatory Surgical Services; Chemical Dependency; Home Health; Hospice; Magnetic Resonance Imaging (MRI); Private Duty Nursing; Hospital Utilization and Services; and Psychiatric Residential Treatment Facility. These reports can be downloaded from the following web site: <https://chfs.ky.gov/agencies/os/oig/dcn/Pages/annualreports.aspx>.

\*NOTE: When checking ending census for the previous year and the beginning census for the current year, there may be discrepancies in the numbers. When possible, a note was included in the Facility Comments section to explain.

This report now becomes the most recent official data on Long-Term Care services utilization published by the Cabinet for Health and Family Services. Questions, comments or a request for copies of the reports should be directed to Michele Bushong at [CONSurvey@ky.gov](mailto:CONSurvey@ky.gov) or (502) 564-5798.

**Kentucky Cabinet for Health and Family Services**  
Office of Inspector General  
Division of Certificate of Need  
275 East Main Street 5E-A  
Frankfort, KY 40621

## DEFINITIONS

**Alzheimer's Facility (ALZ)** - A long-term care facility constructed and operated pursuant to KRS.216B.071 that provides care to residents with a primary diagnosis of Alzheimer's disease or related disorders.

**Beds in Operation** - Number of beds, regularly maintained and available on the floor to be filled. Actual beds set up and staffed for immediate use for inpatients during the reporting period.

**Beginning Census** – The beginning census for the current survey year should be the same as the ending census from the prior survey year. It starts at the beginning of the day January 1, just after midnight.

**CMHC** – Community Mental Health Center

**Days in Period** - Number of days in the reporting period.

**Ending Census** – The ending census taken just before midnight December 31. It should also be verified by the following calculation:  
Beginning Census + Admissions – Discharges – Deaths = Ending Census.

**Intermediate Care (IC)** - Establishments with permanent facilities and health related services for patients who do not require the degree of care and treatment which a hospital or skilled nursing facility is designed to provide, but who, because of their mental or physical condition, require care and services (above the level of room and board) which can be made available to them only through institutional facilities on an inpatient basis.

**Intermediate Care Facility for Individuals with Intellectual Disability (ICF/IID)** - A facility licensed by the Office of the Inspector General to provide care for individuals with intellectual disabilities.

**Licensed Beds** - The number and type of beds for which the facility has been licensed at the end of the reporting period.

**Long-Term Care** - A facility licensed by the state through the Office of the Inspector General (OIG) providing one or more of the following levels of care: Alzheimer's Facility, Intermediate Care, Nursing Facility, Nursing Home, and Personal Care Home.

**Nursing Facility (NF)** - Long-term care facilities, formerly skilled nursing, nursing home, or intermediate care facilities prior to October 1, 1990, which meet the Omnibus Budget Reconciliation Act of 1987 (OBRA 87) nursing home reform requirements. Nursing facilities must be certified to participate in the **Medicare program in order to be certified for participation in Medicaid**, with the exception of those who have obtained a Medicaid nursing requirement waiver.

## DEFINITIONS (CONTINUED)

**Nursing Home (NH) (Non-CCRC)** - Establishments with permanent facilities that include inpatient beds, and with medical services including continuous nursing service; that provide treatment for patients who require inpatient care but do not currently require continuous hospital services.

**Nursing Home (CCRC)** – Continuing Care Retirement Community (CCRC) Nursing Home Beds are issued a Certificate of Compliance by the Office of Inspector General. Nursing Home (CCRC) beds are reported separately from Nursing Home (Non-CCRC) bed utilization. See KRS 216B.332 (1) and (2) for those requirements <https://apps.legislature.ky.gov/law/statutes/statute.aspx?id=40484>.

**Percent Occupancy** - Total patient days divided by potential patient days.

**Percent Transitioned (ICF/IID)** – Calculated by dividing the total individuals transitioned by the individuals served. The individuals served is the beginning census plus admissions.

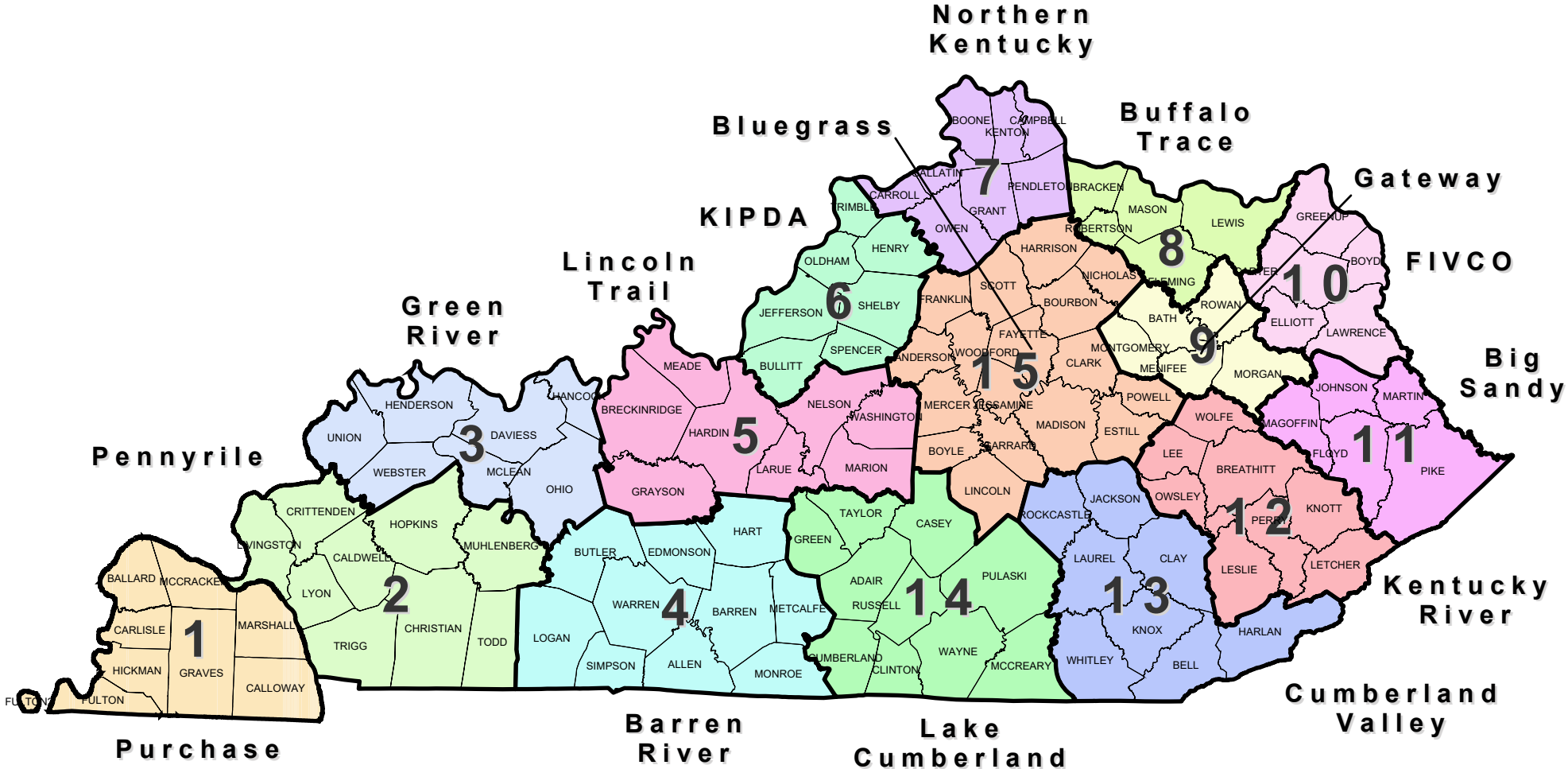
**Personal Care Facility (PC)** – Establishments with permanent facilities including resident beds. Services provided include continuous supervision of residents, basic health and health-related services, personal care services, residential care services and social and recreational activities. (902 KAR 20:036)

**Potential Patient Days** - Number of licensed beds multiplied by the number of days in the reporting period, adjusted to reflect changes in licensed beds during the reporting period. Example: 100 licensed beds X 365 (days in reporting period) equals 36,500 potential days. This figure is not shown in the report, but is used to calculate occupancy percentages.

**SMI** – Per 900 KAR 20:036, Section 1, "Serious mental illness" or "SMI" means a mental illness or disorder (but not a primary diagnosis of Alzheimer's disease or dementia), that is described in the Diagnostic and Statistical Manual of Mental Disorders (DSM), 5th Edition, or the DSM currently in use, that impairs or impedes functioning in one (1) or more major areas of living and is unlikely to improve without treatment, services, or supports.

**Total Patient Days** - The total days of patient care provided by the facility for the year based on its capacity. It is calculated by summing the daily patient census for each day in the reporting period.

# Kentucky Counties and Area Development Districts (ADDs)



## Kentucky County and Area Development District (ADD) Reference

### **ADD 1 - PURCHASE**

BALLARD  
CALLOWAY  
CARLISLE  
FULTON  
GRAVES  
HICKMAN  
MARSHALL  
MCCRACKEN

### **ADD 2 - PENNYRILE**

CALDWELL  
CHRISTIAN  
CRITTENDEN  
HOPKINS  
LIVINGSTON  
LYON  
MUHLENBERG  
TODD  
TRIGG

### **ADD 3 – GREEN RIVER**

DAVISS  
HANCOCK  
HENDERSON  
MCLEAN  
OHIO  
UNION  
WEBSTER

### **ADD 4 – BARREN RIVER**

ALLEN  
BARREN  
BUTLER  
EDMONSON  
HART  
LOGAN  
METCALFE  
MONROE  
SIMPSON  
WARREN

### **ADD 5 – LINCOLN TRAIL**

BRECKINRIDGE  
GRAYSON  
HARDIN  
LARUE  
MARION  
MEADE  
NELSON  
WASHINGTON

### **ADD 6 - KIPDA**

BULLITT  
HENRY  
JEFFERSON  
OLDHAM  
SHELBY  
SPENCER  
TRIMBLE

### **ADD 7 – NORTHERN KY**

BOONE  
CAMPBELL  
CARROLL  
GALLATIN  
GRANT  
KENTON  
OWEN  
PENDLETON

### **ADD 8 – BUFFALO TRACE**

BRACKEN  
FLEMING  
LEWIS  
MASON  
ROBERTSON

### **ADD 9 - GATEWAY**

BATH  
MENIFEE  
MONTGOMERY  
MORGAN  
ROWAN

### **ADD 10 - FIVCO**

BOYD  
CARTER  
ELLIOTT  
GREENUP  
LAWRENCE

### **ADD 11 – BIG SANDY**

FLOYD  
JOHNSON  
MAGOFFIN  
MARTIN  
PIKE

### **ADD 12 – KY RIVER**

BREATHITT  
KNOTT  
LEE  
LESLIE  
LETCHER  
OWSLEY  
PERRY  
WOLFE

### **ADD 13 – CUMBERLAND VALLEY**

BELL  
CLAY  
HARLAN  
JACKSON  
KNOX  
LAUREL  
ROCKCASTLE  
WHITLEY

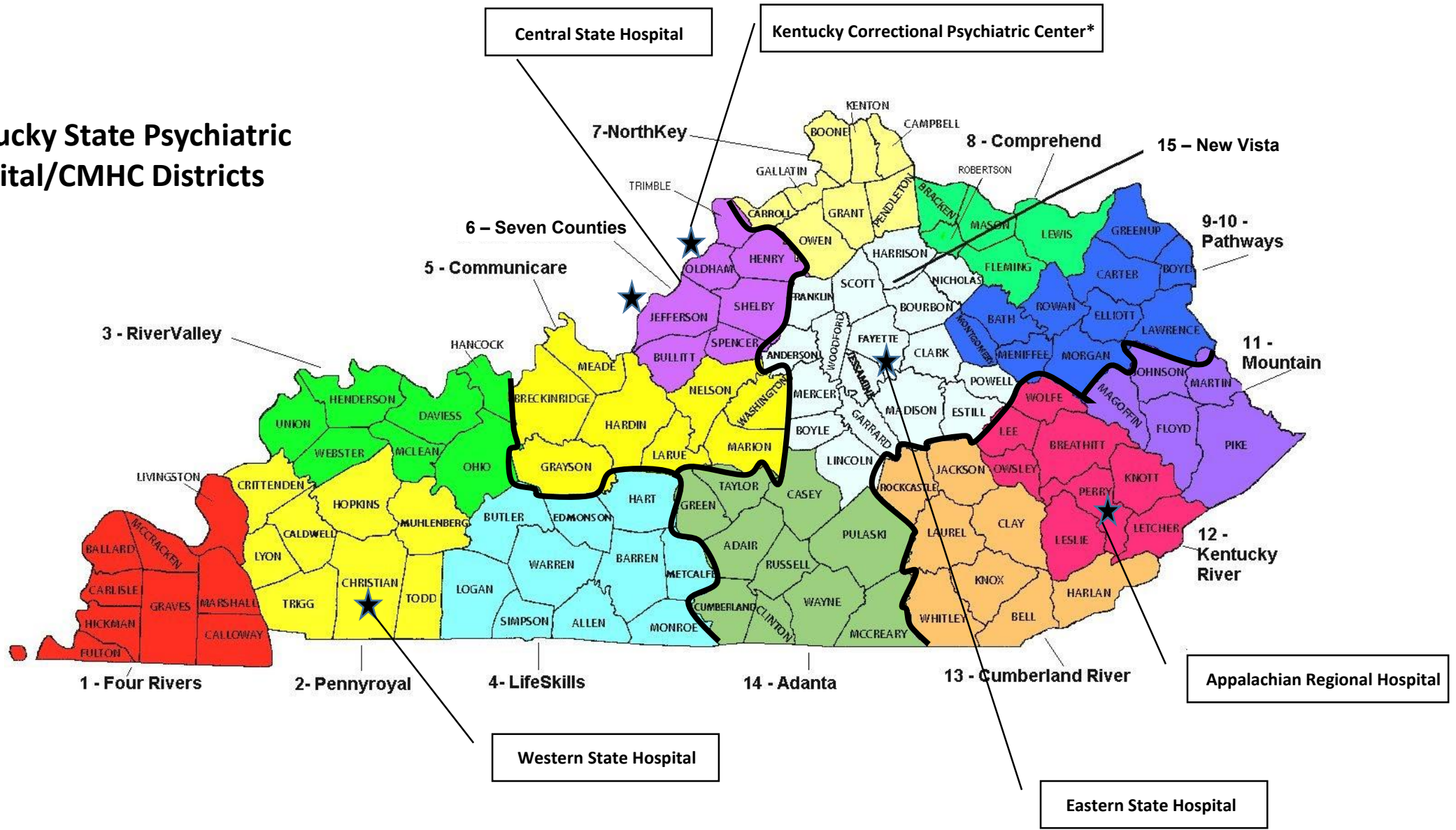
### **ADD 14 - LAKE CUMBERLAND**

ADAIR  
CASEY  
CLINTON  
CUMBERLAND  
GREEN  
MCCREARY  
PULASKI  
RUSSELL  
TAYLOR  
WAYNE

### **ADD 15 - BLUEGRASS**

ANDERSON  
BOURBON  
BOYLE  
CLARK  
ESTILL  
FAYETTE  
FRANKLIN  
GARRARD  
HARRISON  
JESSAMINE  
LINCOLN  
MADISON  
MERCER  
NICHOLAS  
POWELL  
SCOTT  
WOODFORD

# Kentucky State Psychiatric Hospital/CMHC Districts



# KENTUCKY ANNUAL LONG TERM CARE UTILIZATION AND SERVICE REPORT

## County and Community Mental Health Center Region Reference

CMHC	CMHC REGION	COUNTY	CMHC	CMHC REGION	COUNTY				
1	FOUR RIVERS	BALLARD	4	LIFESKILLS	METCALFE				
		CALLOWAY			MONROE				
		CARLISLE			SIMPSON				
		FULTON			WARREN				
		GRAVES			5	COMMUNICARE	BRECKINRIDGE		
		HICKMAN					GRAYSON		
		LIVINGSTON					HARDIN		
		MARSHALL					LARUE		
		MCCRACKEN					MARION		
		2					PENNYROYAL	CALDWELL	6
CHRISTIAN	NELSON								
CRITTENDEN	WASHINGTON								
HOPKINS	BULLITT								
LYON	HENRY								
MUHLENBERG	JEFFERSON								
TODD	OLDHAM								
TRIGG	SHELBY								
3	RIVER VALLEY		DAVIESS	7	NORTHKEY	SPENCER			
			HANCOCK			TRIMBLE			
		HENDERSON	BOONE						
		MCLEAN	CAMPBELL						
		OHIO	CARROLL						
		UNION	GALLATIN						
		WEBSTER	GRANT						
		4	LIFESKILLS			ALLEN	8	COMPREHEND	KENTON
						BARREN			OWEN
						BUTLER			PENDLETON
EDMONSON	BRACKEN								
HART	FLEMING								
LOGAN	LEWIS								

# KENTUCKY ANNUAL LONG TERM CARE UTILIZATION AND SERVICE REPORT

## County and Community Mental Health Center Region Reference

CMHC	CMHC REGION	COUNTY	CMHC	CMHC REGION	COUNTY
8	COMPREHEND	MASON	13	CUMBERLAND RIVER	LAUREL
		ROBERTSON			ROCKCASTLE
9 - 10	PATHWAYS	BATH	14	ADANTA	WHITLEY
		BOYD			ADAIR
		CARTER			CASEY
		ELLIOTT			CLINTON
		GREENUP			CUMBERLAND
		LAWRENCE			GREEN
		MENIFEE			MCCREARY
		MONTGOMERY			PULASKI
		MORGAN			RUSSELL
		ROWAN			TAYLOR
11	MOUNTAIN	FLOYD	15	BLUEGRASS	WAYNE
		JOHNSON			ANDERSON
		MAGOFFIN			BOURBON
		MARTIN			BOYLE
		PIKE			CLARK
12	KENTUCKY RIVER	BREATHITT			ESTILL
		KNOTT			FAYETTE
		LEE			FRANKLIN
		LESLIE			GARRARD
		LETCHER			HARRISON
		OWSLEY			JESSAMINE
		PERRY			LINCOLN
		WOLFE			MADISON
13	CUMBERLAND RIVER	BELL			MERCER
		CLAY			NICHOLAS
		HARLAN			POWELL
		JACKSON			SCOTT
		KNOX			WOODFORD

## 2025 ANNUAL KENTUCKY LONG TERM CARE UTILIZATION AND SERVICES REPORT

### Total Beds, by Year and Bed Type

Licensed Bed Type	2015	2016	2017	2018	2019	2020	2021	2022	2023	2024	2025	NET CHANGE	
												2015-2025	2024-2025
Nursing Facility	26,314	26,148	26,461	26,472	26,551	26,480	26,541	26,845	26,811	26,904	26,750	436	-154
Personal Care	6,178	6,261	6,738	7,285	7,289	7,479	7,664	7,339	8,461	3,801	3,730	-2,448	-71
Intermediate Care	72	72	72	72	72	72	72	72	70	70	70	-2	0
Nursing Home (CCRC)	265	266	268	268	245	239	212	243	190	231	215	-50	-16
Nursing Home (Non-CCRC)	192	142	142	151	153	146	142	136	108	108	76	-116	-32
ICF/IID	888	630	638	632	632	496	496	632	632	633	633	-255	0
Alzheimer	120	120	120	120	120	120	120	120	120	120	120	0	0
<b>Statewide</b>	<b>34,029</b>	<b>33,639</b>	<b>34,439</b>	<b>35,000</b>	<b>35,062</b>	<b>35,032</b>	<b>35,247</b>	<b>35,387</b>	<b>36,392</b>	<b>31,867</b>	<b>31,594</b>	<b>-2,435</b>	<b>-273</b>

### Occupancy Rates by Bed Type

Licensed Bed Type	2015	2016	2017	2018	2019	2020	2021	2022	2023	2024	2025	NET CHANGE	
												2015-2025	2024-2025
Nursing Facility	87.42%	86.98%	86.10%	84.81%	85.02%	79.14%	76.52%	79.37%	80.15%	79.26%	79.98%	-7.44%	0.72%
Personal Care	77.55%	77.01%	73.68%	70.96%	73.73%	71.33%	67.68%	74.15%	73.94%	42.72%	65.30%	-12.25%	22.58%
Intermediate Care	74.83%	74.37%	70.80%	64.13%	65.29%	59.77%	55.96%	59.63%	63.12%	54.99%	46.25%	-28.58%	-8.74%
Nursing Home (CCRC)	69.28%	61.95%	66.47%	64.92%	65.45%	63.41%	75.57%	80.56%	81.39%	82.25%	77.13%	7.85%	-5.12%
Nursing Home (Non-CCRC)	84.62%	83.62%	81.96%	81.67%	83.73%	66.56%	77.54%	73.14%	79.81%	64.95%	68.52%	-16.10%	3.57%
ICF/IID	48.04%	66.09%	64.31%	64.26%	62.91%	77.34%	77.34%	61.64%	63.96%	63.18%	61.97%	13.93%	-1.21%
Alzheimer	91.79%	89.69%	92.68%	88.17%	90.46%	86.60%	77.24%	88.21%	85.43%	88.90%	85.82%	-5.97%	-3.08%

### Count of Facilities by Bed Type

Licensed Bed Type	2015	2016	2017	2018	2019	2020	2021	2022	2023	2024	2025	NET CHANGE	
												2014-2024	2023-2024
Nursing Facility	285	283	288	288	289	293	293	289	298	288	288	3	0
Personal Care	151	152	158	164	162	164	190	166	173	131	94	-57	-37
Intermediate Care	9	9	9	9	9	9	9	9	8	8	8	-1	0
Nursing Home (CCRC)	20	20	21	21	21	20	20	23	21	24	23	3	-1
Nursing Home (Non-CCRC)	6	5	5	6	7	11	11	9	4	4	3	-3	-1
ICF/IID	14	14	16	16	16	16	16	16	18	16	16	2	0
Alzheimer	2	2	2	2	2	2	2	2	2	2	2	0	0
<b>Statewide</b>	<b>487</b>	<b>485</b>	<b>499</b>	<b>506</b>	<b>506</b>	<b>515</b>	<b>541</b>	<b>514</b>	<b>524</b>	<b>473</b>	<b>434</b>	<b>-53</b>	<b>-39</b>

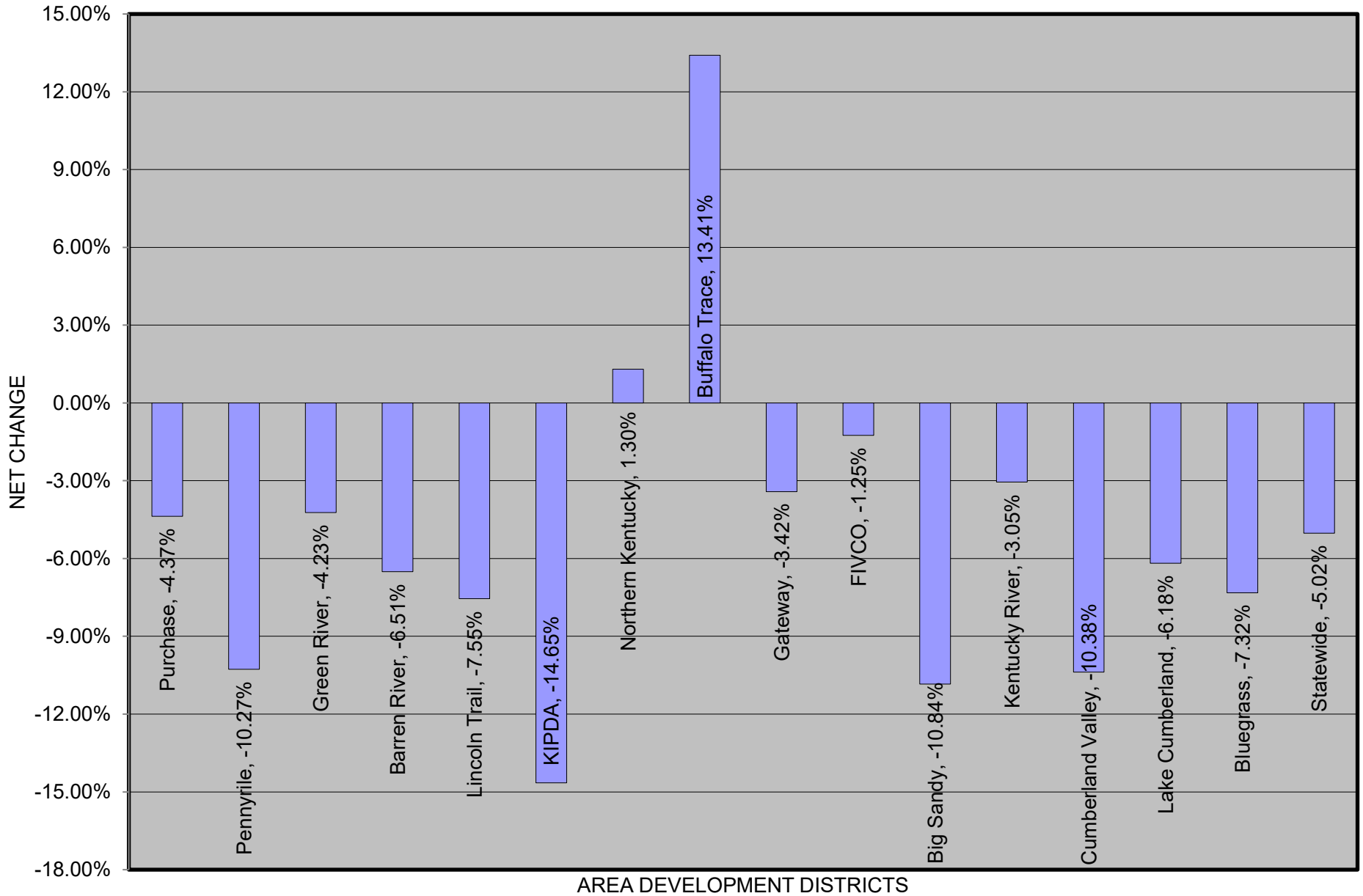
## 2025 ANNUAL KENTUCKY LONG TERM CARE UTILIZATION AND SERVICE REPORT

### NURSING FACILITY BED OCCUPANCY RATES

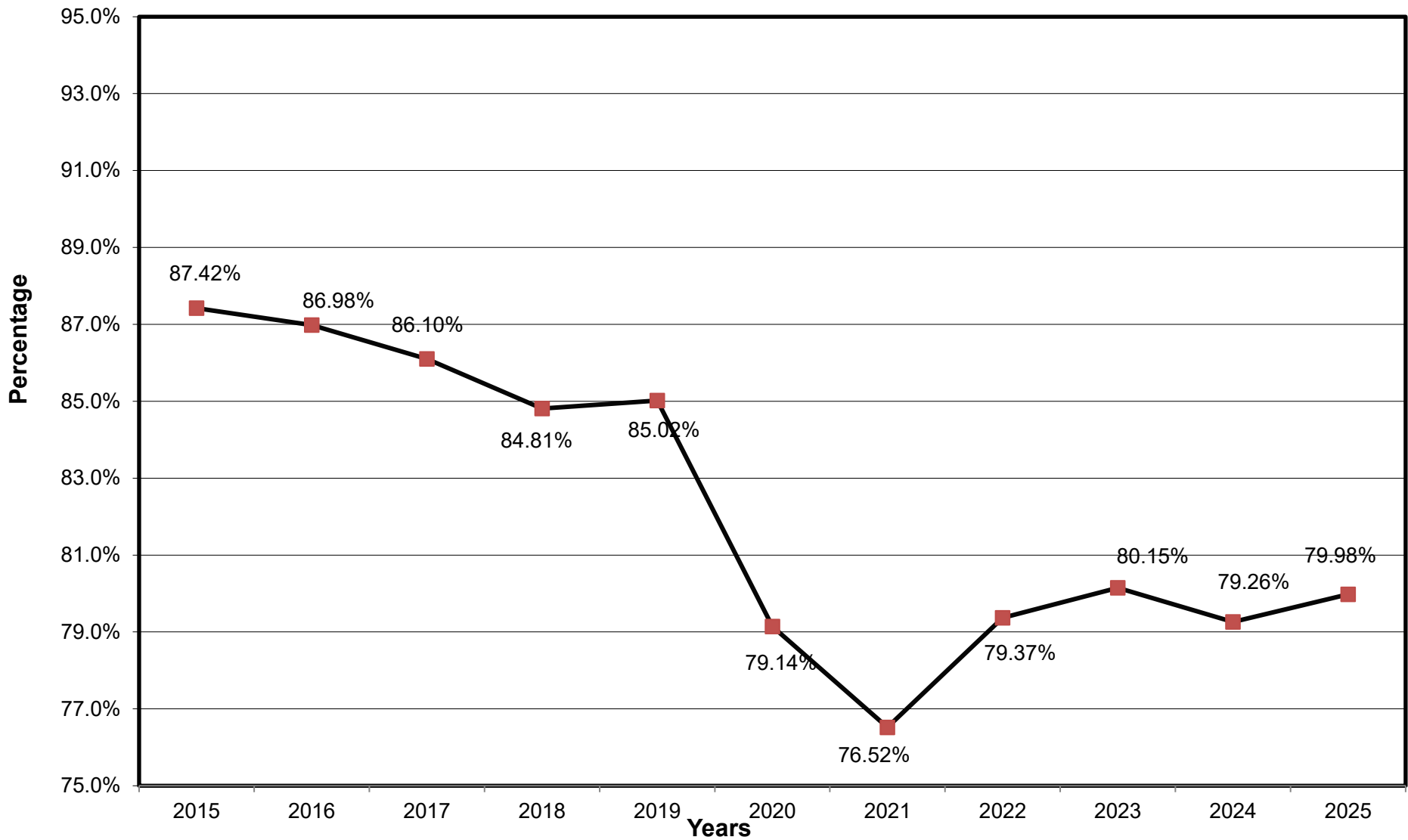
#### By Year and ADD

Area Development District	2015	2016	2017	2018	2019	2020	2021	2022	2023	2024	2025	NET CHANGE	
												2015-2025	2024-2025
Purchase	79.47%	78.02%	75.43%	75.89%	77.48%	74.64%	70.06%	77.13%	81.49%	75.98%	75.10%	-4.37%	-0.88%
Pennyrile	82.37%	81.76%	79.29%	77.68%	78.78%	74.44%	67.54%	75.73%	74.49%	73.20%	72.10%	-10.27%	-1.10%
Green River	85.15%	82.95%	84.62%	80.90%	81.85%	79.96%	78.94%	78.08%	77.10%	80.93%	80.92%	-4.23%	-0.01%
Barren River	89.01%	87.90%	87.69%	86.76%	88.90%	85.32%	80.63%	80.68%	81.24%	83.29%	82.50%	-6.51%	-0.79%
Lincoln Trail	88.69%	89.63%	82.81%	81.28%	83.39%	73.33%	70.50%	74.66%	80.64%	84.39%	81.14%	-7.55%	-3.25%
KIPDA	87.58%	85.91%	86.40%	83.23%	83.96%	76.32%	76.02%	81.09%	83.16%	71.62%	72.93%	-14.65%	1.31%
Northern Kentucky	88.21%	89.13%	88.38%	88.10%	87.31%	81.42%	81.49%	84.36%	68.86%	88.62%	89.51%	1.30%	0.89%
Buffalo Trace	77.29%	90.54%	91.19%	91.45%	89.30%	77.34%	82.11%	90.07%	91.26%	90.92%	90.70%	13.41%	-0.22%
Gateway	91.75%	92.31%	91.30%	91.89%	92.72%	85.76%	81.04%	85.46%	86.86%	86.04%	88.33%	-3.42%	2.29%
FIVCO	92.08%	91.83%	91.70%	91.00%	85.50%	79.42%	84.68%	85.12%	86.19%	89.65%	90.83%	-1.25%	1.18%
Big Sandy	84.43%	86.42%	84.49%	81.83%	82.28%	82.28%	78.77%	78.38%	83.58%	71.81%	73.59%	-10.84%	1.78%
Kentucky River	88.63%	89.16%	90.29%	90.73%	88.89%	85.48%	74.49%	75.33%	80.95%	80.83%	85.58%	-3.05%	4.75%
Cumberland Valley	93.35%	92.73%	93.03%	92.00%	91.68%	85.59%	79.58%	78.97%	80.67%	81.67%	82.97%	-10.38%	1.30%
Lake Cumberland	92.83%	91.37%	89.54%	90.04%	89.01%	78.11%	74.53%	79.56%	84.32%	83.39%	86.65%	-6.18%	3.26%
Bluegrass	88.01%	87.48%	86.07%	85.65%	85.29%	79.20%	76.98%	76.88%	80.97%	79.57%	80.69%	-7.32%	1.12%
<b>Statewide</b>	<b>87.26%</b>	<b>87.81%</b>	<b>86.82%</b>	<b>85.90%</b>	<b>85.76%</b>	<b>79.91%</b>	<b>77.16%</b>	<b>74.72%</b>	<b>81.45%</b>	<b>81.46%</b>	<b>82.24%</b>	<b>-5.02%</b>	<b>0.78%</b>

## NET CHANGE IN NURSING FACILITY BED OCCUPANCY 2015 - 2025



**2025 Annual Kentucky Long Term Care Utilization and Services Report**  
**Statewide Occupancy Rates for Nursing Facility Beds**  
**2015 - 2025**



# KENTUCKY ANNUAL LONG-TERM CARE SERVICES REPORT



KENTUCKY CABINET FOR  
HEALTH AND FAMILY SERVICES

SECTION I: CENSUS DATA

**2025 ANNUAL KENTUCKY LONG TERM CARE UTILIZATION AND SERVICE REPORT**

**Table 1 - Census Data- Nursing Facility Beds**

<b>ADD / Facility</b>	<b>Licensed Beds</b>	<b>Beds In Operation</b>	<b>Beginning Census</b>	<b>Admissions</b>	<b>Discharges</b>	<b>Deaths</b>	<b>Ending Census</b>	<b>Total Patient Days</b>	<b>Occupancy Percentage</b>	<b>Potential Patient Days</b>
<b>ADD:1</b>										
<b>BALLARD</b>										
Life Care Center of LaCenter	70	70	59	107	87	22	57	21,870	85.60%	25,550
<b>BALLARD County Total:</b>	<b>70</b>	<b>70</b>	<b>59</b>	<b>107</b>	<b>87</b>	<b>22</b>	<b>57</b>	<b>21,870</b>	<b>85.60%</b>	<b>25,550</b>
<b>CALLOWAY</b>										
Spring Creek Post Acute and Rehab	226	170	121	241	191	43	128	47,981	58.17%	82,490
<b>CALLOWAY County Total:</b>	<b>226</b>	<b>170</b>	<b>121</b>	<b>241</b>	<b>191</b>	<b>43</b>	<b>128</b>	<b>47,981</b>	<b>58.17%</b>	<b>82,490</b>
<b>CARLISLE</b>										
Countryside Center	53	53	51	101	73	29	50	17,921	92.64%	19,345
<b>CARLISLE County Total:</b>	<b>53</b>	<b>53</b>	<b>51</b>	<b>101</b>	<b>73</b>	<b>29</b>	<b>50</b>	<b>17,921</b>	<b>92.64%</b>	<b>19,345</b>
<b>FULTON</b>										
Fulton Nursing and Rehab	60	60	52	109	86	23	52	19,909	90.91%	21,900
<b>FULTON County Total:</b>	<b>60</b>	<b>60</b>	<b>52</b>	<b>109</b>	<b>86</b>	<b>23</b>	<b>52</b>	<b>19,909</b>	<b>90.91%</b>	<b>21,900</b>
<b>GRAVES</b>										
Green Acres Health Care	60	60	60	96	76	23	57	21,154	96.59%	21,900
Mayfield Health and Rehabilitation	100	0	0	0	0	0	0	0	0.00%	36,500
Mills Nursing and Rehabilitation	104	104	98	261	213	43	103	36,891	97.18%	37,960
<b>GRAVES County Total:</b>	<b>264</b>	<b>164</b>	<b>158</b>	<b>357</b>	<b>289</b>	<b>66</b>	<b>160</b>	<b>58,045</b>	<b>60.24%</b>	<b>96,360</b>
<b>HICKMAN</b>										
Clinton Hickman County Nursing Facility	46	46	32	89	70	12	39	12,357	73.60%	16,790
Clinton Place	91	91	87	80	50	31	86	31,434	94.64%	33,215
<b>HICKMAN County Total:</b>	<b>137</b>	<b>137</b>	<b>119</b>	<b>169</b>	<b>120</b>	<b>43</b>	<b>125</b>	<b>43,791</b>	<b>87.57%</b>	<b>50,005</b>
<b>MARSHALL</b>										
Calvert City Convalescent Center	95	95	90	122	83	39	90	32,925	94.95%	34,675
Lake Way Rehabilitation Healthcare Center	96	96	84	112	86	25	85	31,524	89.97%	35,040

## 2025 ANNUAL KENTUCKY LONG TERM CARE UTILIZATION AND SERVICE REPORT

### Table 1 - Census Data- Nursing Facility Beds

ADD / Facility	Licensed Beds	Beds In Operation	Beginning Census	Admissions	Discharges	Deaths	Ending Census	Total Patient Days	Occupancy Percentage	Potential Patient Days
Oakview Nursing and Rehabilitation Center	100	100	82	161	135	30	78	28,111	77.02%	36,500
<b>MARSHALL County Total:</b>	<b>291</b>	<b>291</b>	<b>256</b>	<b>395</b>	<b>304</b>	<b>94</b>	<b>253</b>	<b>92,560</b>	<b>87.14%</b>	<b>106,215</b>
MCCRACKEN										
Baptist Health Paducah (LTC)	24	0	0	0	0	0	0	0	0.00%	8,760
Parkview Nursing and Rehabilitation Center	228	228	158	497	449	57	149	54,385	65.35%	83,220
Providence Pointe Healthcare	108	108	83	361	318	23	103	36,645	92.96%	39,420
River Haven Nursing and Rehab	103	98	82	172	157	21	76	28,533	75.90%	37,595
Stonecreek Health and Rehab	90	90	86	103	68	32	89	31,755	96.67%	32,850
<b>MCCRACKEN County Total:</b>	<b>553</b>	<b>524</b>	<b>409</b>	<b>1,133</b>	<b>992</b>	<b>133</b>	<b>417</b>	<b>151,318</b>	<b>74.97%</b>	<b>201,845</b>
<b>ADD: 1 Total</b>	<b>1,654</b>	<b>1,469</b>	<b>1,225</b>	<b>2,612</b>	<b>2,142</b>	<b>453</b>	<b>1,242</b>	<b>453,395</b>	<b>75.10%</b>	<b>603,710</b>
ADD:2										
CALDWELL										
Princeton Health and Rehab Center	104	104	97	75	33	42	97	35,724	94.11%	37,960
<b>CALDWELL County Total:</b>	<b>104</b>	<b>104</b>	<b>97</b>	<b>75</b>	<b>33</b>	<b>42</b>	<b>97</b>	<b>35,724</b>	<b>94.11%</b>	<b>37,960</b>
CHRISTIAN										
Bradford Heights Health and Rehab Center	100	100	94	158	125	34	93	33,637	92.16%	36,500
Christian Health Center, Hopkinsville	112	112	103	251	202	46	106	38,143	93.30%	40,880
Christian Heights Nursing and Rehabilitation Center	60	60	58	61	54	10	55	20,980	95.80%	21,900
Covingtons Convalescent Center	72	0	0	0	0	0	0	0	0.00%	26,280
Western State Nursing Facility	144	144	52	4	2	6	48	17,900	34.06%	52,560
<b>CHRISTIAN County Total:</b>	<b>488</b>	<b>416</b>	<b>307</b>	<b>474</b>	<b>383</b>	<b>96</b>	<b>302</b>	<b>110,660</b>	<b>62.13%</b>	<b>178,120</b>

## 2025 ANNUAL KENTUCKY LONG TERM CARE UTILIZATION AND SERVICE REPORT

### Table 1 - Census Data- Nursing Facility Beds

ADD / Facility	Licensed Beds	Beds In Operation	Beginning Census	Admissions	Discharges	Deaths	Ending Census	Total Patient Days	Occupancy Percentage	Potential Patient Days
<b>CRITTENDEN</b>										
Crittenden County Health and Rehabilitation Center	101	101	64	58	53	11	58	21,889	59.38%	36,865
<b>CRITTENDEN County Total:</b>	<b>101</b>	<b>101</b>	<b>64</b>	<b>58</b>	<b>53</b>	<b>11</b>	<b>58</b>	<b>21,889</b>	<b>59.38%</b>	<b>36,865</b>
<b>HOPKINS</b>										
Baptist Health Deaconess Madisonville (LTC)	20	0	0	0	0	0	0	0	0.00%	7,300
Brighton Cornerstone Health Care	66	40	33	20	13	3	33	12,485	51.83%	24,090
Dawson Springs Health and Rehab Ctr	59	59	45	38	21	16	46	17,353	80.58%	21,535
Joseph Eddie Ballard W. Kentucky Veterans Ctr.	156	156	80	39	5	32	82	29,671	52.11%	56,940
Madisonville Health and Rehabilitation	94	94	87	159	134	35	77	30,574	89.11%	34,310
Park Grove Nursing and Rehabilitation Center	71	71	56	155	126	18	67	21,172	81.70%	25,915
Ridgewood Terrace Nursing Home	110	110	98	241	198	49	92	31,224	77.77%	40,150
Tradewater Pointe	60	60	44	43	35	13	39	15,915	72.67%	21,900
<b>HOPKINS County Total:</b>	<b>636</b>	<b>590</b>	<b>443</b>	<b>695</b>	<b>532</b>	<b>166</b>	<b>436</b>	<b>158,394</b>	<b>68.23%</b>	<b>232,140</b>
<b>LIVINGSTON</b>										
Salem Springlake Health and Rehabilitation Center	75	75	50	84	56	24	54	19,710	72.00%	27,375
<b>LIVINGSTON County Total:</b>	<b>75</b>	<b>75</b>	<b>50</b>	<b>84</b>	<b>56</b>	<b>24</b>	<b>54</b>	<b>19,710</b>	<b>72.00%</b>	<b>27,375</b>
<b>LYON</b>										
Lake Barkley Health & Rehabilitation	65	63	47	77	47	17	60	18,100	76.29%	23,725
Rivers Bend Retirement Community	39	39	39	74	53	27	33	13,162	92.46%	14,235
<b>LYON County Total:</b>	<b>104</b>	<b>102</b>	<b>86</b>	<b>151</b>	<b>100</b>	<b>44</b>	<b>93</b>	<b>31,262</b>	<b>82.36%</b>	<b>37,960</b>

**2025 ANNUAL KENTUCKY LONG TERM CARE UTILIZATION AND SERVICE REPORT**

**Table 1 - Census Data- Nursing Facility Beds**

<b>ADD / Facility</b>	<b>Licensed Beds</b>	<b>Beds In Operation</b>	<b>Beginning Census</b>	<b>Admissions</b>	<b>Discharges</b>	<b>Deaths</b>	<b>Ending Census</b>	<b>Total Patient Days</b>	<b>Occupancy Percentage</b>	<b>Potential Patient Days</b>
<b>MUHLENBERG</b>										
Greenville Nursing and Rehabilitation	60	60	57	119	104	17	55	20,838	95.15%	21,900
Maple Health and Rehabilitation	97	97	90	142	115	30	87	32,511	91.83%	35,405
Owensboro Health Muhlenberg Community Hospital Long Term Care	45	45	33	79	57	16	39	12,596	76.69%	16,425
<b>MUHLENBERG County Total:</b>	<b>202</b>	<b>202</b>	<b>180</b>	<b>340</b>	<b>276</b>	<b>63</b>	<b>181</b>	<b>65,945</b>	<b>89.44%</b>	<b>73,730</b>
<b>TODD</b>										
Elkton Nursing and Rehabilitation Center	60	60	47	276	246	18	59	19,519	89.13%	21,900
<b>TODD County Total:</b>	<b>60</b>	<b>60</b>	<b>47</b>	<b>276</b>	<b>246</b>	<b>18</b>	<b>59</b>	<b>19,519</b>	<b>89.13%</b>	<b>21,900</b>
<b>TRIGG</b>										
Shady Lawn Nursing and Rehabilitation Center	50	50	44	46	30	14	46	15,871	86.96%	18,250
<b>TRIGG County Total:</b>	<b>50</b>	<b>50</b>	<b>44</b>	<b>46</b>	<b>30</b>	<b>14</b>	<b>46</b>	<b>15,871</b>	<b>86.96%</b>	<b>18,250</b>
<b>ADD: 2 Total</b>	<b>1,820</b>	<b>1,700</b>	<b>1,318</b>	<b>2,199</b>	<b>1,709</b>	<b>478</b>	<b>1,326</b>	<b>478,974</b>	<b>72.10%</b>	<b>664,300</b>
<b>ADD:3</b>										
<b>DAVIESS</b>										
Carmel Home	36	36	35	40	29	12	34	12,750	97.03%	13,140
Chautauqua Health and Rehab	145	145	115	116	81	30	120	44,644	84.35%	52,925
Hermitage Care and Rehabilitation Center	76	76	72	136	125	9	74	26,463	95.40%	27,740
Signature Healthcare at Hillcrest	156	140	130	358	332	32	124	46,261	81.25%	56,940
The Transitional Care Center of Owensboro	30	30	13	279	271	7	14	4,721	43.11%	10,950
Twin Rivers Nursing and Rehab Center	132	132	97	135	102	42	88	36,304	75.35%	48,180
Wellington Parc of Owensboro	20	20	20	6	2	6	18	6,838	93.67%	7,300
<b>DAVIESS County Total:</b>	<b>595</b>	<b>579</b>	<b>482</b>	<b>1,070</b>	<b>942</b>	<b>138</b>	<b>472</b>	<b>177,981</b>	<b>81.95%</b>	<b>217,175</b>

**2025 ANNUAL KENTUCKY LONG TERM CARE UTILIZATION AND SERVICE REPORT**

**Table 1 - Census Data- Nursing Facility Beds**

<b>ADD / Facility</b>	<b>Licensed Beds</b>	<b>Beds In Operation</b>	<b>Beginning Census</b>	<b>Admissions</b>	<b>Discharges</b>	<b>Deaths</b>	<b>Ending Census</b>	<b>Total Patient Days</b>	<b>Occupancy Percentage</b>	<b>Potential Patient Days</b>
<b>HANCOCK</b>										
Heartland Villa Nursing and Rehabilitation Center	45	45	39	61	47	11	42	15,596	94.95%	16,425
<b>HANCOCK County Total:</b>	<b>45</b>	<b>45</b>	<b>39</b>	<b>61</b>	<b>47</b>	<b>11</b>	<b>42</b>	<b>15,596</b>	<b>94.95%</b>	<b>16,425</b>
<b>HENDERSON</b>										
Henderson Nursing and Rehabilitation Center	90	90	78	113	97	11	83	28,253	86.01%	32,850
Redbanks	222	222	128	330	239	83	136	49,927	61.62%	81,030
<b>HENDERSON County Total:</b>	<b>312</b>	<b>312</b>	<b>206</b>	<b>443</b>	<b>336</b>	<b>94</b>	<b>219</b>	<b>78,180</b>	<b>68.65%</b>	<b>113,880</b>
<b>MCLEAN</b>										
Riverside Care and Rehab Ctr.	79	79	73	147	109	36	75	25,479	88.36%	28,835
<b>MCLEAN County Total:</b>	<b>79</b>	<b>79</b>	<b>73</b>	<b>147</b>	<b>109</b>	<b>36</b>	<b>75</b>	<b>25,479</b>	<b>88.36%</b>	<b>28,835</b>
<b>OHIO</b>										
Beaver Dam Nursing and Rehab Center	58	58	55	51	28	24	54	20,117	95.03%	21,170
Fordsville Nursing and Rehabilitation Center	67	67	42	50	23	7	62	21,919	89.63%	24,455
Signature Healthcare of Hartford Rehab and Wellness	110	109	83	208	187	18	86	30,958	77.11%	40,150
<b>OHIO County Total:</b>	<b>235</b>	<b>234</b>	<b>180</b>	<b>309</b>	<b>238</b>	<b>49</b>	<b>202</b>	<b>72,994</b>	<b>85.10%</b>	<b>85,775</b>
<b>UNION</b>										
Breckinridge Place	16	16	16	4	3	3	14	5,652	96.78%	5,840
Morganfield Nursing and Rehabilitation Center	60	60	52	53	43	14	48	18,906	86.33%	21,900
<b>UNION County Total:</b>	<b>76</b>	<b>76</b>	<b>68</b>	<b>57</b>	<b>46</b>	<b>17</b>	<b>62</b>	<b>24,558</b>	<b>88.53%</b>	<b>27,740</b>
<b>WEBSTER</b>										
Redbanks Colonial Terrace	87	87	73	71	48	17	79	27,260	85.84%	31,755
<b>WEBSTER County Total:</b>	<b>87</b>	<b>87</b>	<b>73</b>	<b>71</b>	<b>48</b>	<b>17</b>	<b>79</b>	<b>27,260</b>	<b>85.84%</b>	<b>31,755</b>

**2025 ANNUAL KENTUCKY LONG TERM CARE UTILIZATION AND SERVICE REPORT**

**Table 1 - Census Data- Nursing Facility Beds**

<b>ADD / Facility</b>	<b>Licensed Beds</b>	<b>Beds In Operation</b>	<b>Beginning Census</b>	<b>Admissions</b>	<b>Discharges</b>	<b>Deaths</b>	<b>Ending Census</b>	<b>Total Patient Days</b>	<b>Occupancy Percentage</b>	<b>Potential Patient Days</b>
<b>ADD: 3 Total</b>	<b>1,429</b>	<b>1,412</b>	<b>1,121</b>	<b>2,158</b>	<b>1,766</b>	<b>362</b>	<b>1,151</b>	<b>422,048</b>	<b>80.92%</b>	<b>521,585</b>
<b>ADD:4</b>										
<b>ALLEN</b>										
Cal Turner Rehab and Specialty Care	110	110	106	101	62	42	103	37,710	93.92%	40,150
<b>ALLEN County Total:</b>	<b>110</b>	<b>110</b>	<b>106</b>	<b>101</b>	<b>62</b>	<b>42</b>	<b>103</b>	<b>37,710</b>	<b>93.92%</b>	<b>40,150</b>
<b>BARREN</b>										
Barren County Nursing and Rehab	94	94	88	190	149	36	93	32,296	94.13%	34,310
Glasgow State Nursing Facility	100	100	57	31	8	14	66	22,968	62.93%	36,500
Glenview Health Care Facility	60	60	55	65	47	16	57	20,199	92.23%	21,900
NHC HealthCare, Glasgow	194	194	152	261	198	63	152	54,478	76.94%	70,810
Signature Healthcare of Glasgow Rehab and Wellness Center	68	68	56	209	179	29	57	19,493	78.54%	24,820
T.J. Samson Community Hospital Skilled Nursing Unit	16	16	7	166	172	1	0	2,600	44.52%	5,840
<b>BARREN County Total:</b>	<b>532</b>	<b>532</b>	<b>415</b>	<b>922</b>	<b>753</b>	<b>159</b>	<b>425</b>	<b>152,034</b>	<b>78.30%</b>	<b>194,180</b>
<b>BUTLER</b>										
Morgantown Care and Rehabilitation Center	122	122	112	187	146	33	120	42,205	94.78%	44,530
<b>BUTLER County Total:</b>	<b>122</b>	<b>122</b>	<b>112</b>	<b>187</b>	<b>146</b>	<b>33</b>	<b>120</b>	<b>42,205</b>	<b>94.78%</b>	<b>44,530</b>
<b>EDMONSON</b>										
Edmonson Nursing and Rehabilitation Center	74	74	68	81	65	16	68	26,027	96.36%	27,010
<b>EDMONSON County Total:</b>	<b>74</b>	<b>74</b>	<b>68</b>	<b>81</b>	<b>65</b>	<b>16</b>	<b>68</b>	<b>26,027</b>	<b>96.36%</b>	<b>27,010</b>
<b>HART</b>										
Signature Healthcare of Hart County	104	104	92	192	155	34	95	34,378	90.56%	37,960
<b>HART County Total:</b>	<b>104</b>	<b>104</b>	<b>92</b>	<b>192</b>	<b>155</b>	<b>34</b>	<b>95</b>	<b>34,378</b>	<b>90.56%</b>	<b>37,960</b>

## 2025 ANNUAL KENTUCKY LONG TERM CARE UTILIZATION AND SERVICE REPORT

### Table 1 - Census Data- Nursing Facility Beds

ADD / Facility	Licensed Beds	Beds In Operation	Beginning Census	Admissions	Discharges	Deaths	Ending Census	Total Patient Days	Occupancy Percentage	Potential Patient Days
<b>LOGAN</b>										
Auburn Nursing and Rehabilitation Center	66	66	47	77	49	15	60	19,263	79.96%	24,090
Creekwood Place Nursing and Rehab Center	104	104	94	216	186	31	93	34,297	90.35%	37,960
<b>LOGAN County Total:</b>	<b>170</b>	<b>170</b>	<b>141</b>	<b>293</b>	<b>235</b>	<b>46</b>	<b>153</b>	<b>53,560</b>	<b>86.32%</b>	<b>62,050</b>
<b>METCALFE</b>										
Metcalfe Health Care Center	71	71	58	120	86	24	68	22,662	87.45%	25,915
<b>METCALFE County Total:</b>	<b>71</b>	<b>71</b>	<b>58</b>	<b>120</b>	<b>86</b>	<b>24</b>	<b>68</b>	<b>22,662</b>	<b>87.45%</b>	<b>25,915</b>
<b>MONROE</b>										
Signature HealthCare of Monroe County Rehab	104	104	80	203	177	29	77	27,671	72.90%	37,960
<b>MONROE County Total:</b>	<b>104</b>	<b>104</b>	<b>80</b>	<b>203</b>	<b>177</b>	<b>29</b>	<b>77</b>	<b>27,671</b>	<b>72.90%</b>	<b>37,960</b>
<b>SIMPSON</b>										
Franklin-Simpson Nursing and Rehabilitation	98	98	78	58	50	8	78	29,090	81.33%	35,770
<b>SIMPSON County Total:</b>	<b>98</b>	<b>98</b>	<b>78</b>	<b>58</b>	<b>50</b>	<b>8</b>	<b>78</b>	<b>29,090</b>	<b>81.33%</b>	<b>35,770</b>
<b>WARREN</b>										
Bowling Green Nursing and Rehabilitation	66	66	56	86	75	10	57	21,251	88.22%	24,090
Christian Health Center of Bowling Green	22	22	22	211	209	5	19	7,300	90.91%	8,030
Colonial Nursing and Rehabilitation Center	48	48	46	93	70	23	46	1,465	8.36%	17,520
Greenwood Rehabilitation and Healthcare Center	128	128	125	314	272	48	119	45,370	97.11%	46,720
Hopkins Nursing and Rehabilitation Center	50	47	44	60	32	30	42	15,862	86.92%	18,250
Signature Healthcare of Bowling Green	176	176	130	512	455	41	146	48,041	74.78%	64,240
<b>WARREN County Total:</b>	<b>490</b>	<b>487</b>	<b>423</b>	<b>1,276</b>	<b>1,113</b>	<b>157</b>	<b>429</b>	<b>139,289</b>	<b>77.88%</b>	<b>178,850</b>
<b>ADD: 4 Total</b>	<b>1,875</b>	<b>1,872</b>	<b>1,573</b>	<b>3,433</b>	<b>2,842</b>	<b>548</b>	<b>1,616</b>	<b>564,626</b>	<b>82.50%</b>	<b>684,375</b>

**2025 ANNUAL KENTUCKY LONG TERM CARE UTILIZATION AND SERVICE REPORT**

**Table 1 - Census Data- Nursing Facility Beds**

<b>ADD / Facility</b>	<b>Licensed Beds</b>	<b>Beds In Operation</b>	<b>Beginning Census</b>	<b>Admissions</b>	<b>Discharges</b>	<b>Deaths</b>	<b>Ending Census</b>	<b>Total Patient Days</b>	<b>Occupancy Percentage</b>	<b>Potential Patient Days</b>
<b>ADD:5</b>										
<b>BRECKINRIDGE</b>										
Breckinridge Memorial Nursing Facility	18	18	18	11	3	8	18	6,453	98.22%	6,570
Hardinsburg Nursing and Rehabilitation	63	63	61	96	70	27	60	21,279	92.54%	22,995
<b>BRECKINRIDGE County Total:</b>	<b>81</b>	<b>81</b>	<b>79</b>	<b>107</b>	<b>73</b>	<b>35</b>	<b>78</b>	<b>27,732</b>	<b>93.80%</b>	<b>29,565</b>
<b>GRAYSON</b>										
Grayson Nursing and Rehab Center	72	72	68	148	114	30	72	25,236	96.03%	26,280
Spring View Health and Rehab Center	71	71	69	97	65	30	71	24,446	94.33%	25,915
<b>GRAYSON County Total:</b>	<b>143</b>	<b>143</b>	<b>137</b>	<b>245</b>	<b>179</b>	<b>60</b>	<b>143</b>	<b>49,682</b>	<b>95.19%</b>	<b>52,195</b>
<b>HARDIN</b>										
Baptist Health Hardin (NF)	15	15	5	285	274	5	11	4,140	75.62%	5,475
Elizabethtown Nursing and Rehab	65	65	53	141	127	11	56	20,142	84.90%	23,725
Helmwood Healthcare Ctr. and Elizabeth Sanford Swope Personal Care	60	60	46	100	68	24	54	18,250	83.33%	21,900
Kensington Nursing and Rehabilitation Center	82	82	73	201	176	21	77	27,936	93.34%	29,930
Radcliff Veterans Center	120	60	58	24	1	22	59	21,535	49.17%	43,800
Signature Healthcare at North Hardin Rehab	136	136	123	412	386	31	118	44,060	88.76%	49,640
Signature Healthcare of Elizabethtown	124	124	117	506	456	45	122	42,955	94.91%	45,260
<b>HARDIN County Total:</b>	<b>602</b>	<b>542</b>	<b>475</b>	<b>1,669</b>	<b>1,488</b>	<b>159</b>	<b>497</b>	<b>179,018</b>	<b>81.47%</b>	<b>219,730</b>
<b>LARUE</b>										
Sunrise Manor Nursing Home	137	137	121	257	212	40	126	46,246	92.48%	50,005
<b>LARUE County Total:</b>	<b>137</b>	<b>137</b>	<b>121</b>	<b>257</b>	<b>212</b>	<b>40</b>	<b>126</b>	<b>46,246</b>	<b>92.48%</b>	<b>50,005</b>
<b>MARION</b>										
Loretto Living Ctr. at Loretto Motherhouse Infirmary, Inc.	55	55	46	33	21	11	47	17,012	84.74%	20,075

## 2025 ANNUAL KENTUCKY LONG TERM CARE UTILIZATION AND SERVICE REPORT

### Table 1 - Census Data- Nursing Facility Beds

ADD / Facility	Licensed Beds	Beds In Operation	Beginning Census	Admissions	Discharges	Deaths	Ending Census	Total Patient Days	Occupancy Percentage	Potential Patient Days
The Village of Lebanon II, LLC (NF)	97	54	45	121	90	29	47	16,594	46.87%	35,405
<b>MARION County Total:</b>	<b>152</b>	<b>109</b>	<b>91</b>	<b>154</b>	<b>111</b>	<b>40</b>	<b>94</b>	<b>33,606</b>	<b>60.57%</b>	<b>55,480</b>
MEADE										
Brandenburg Nursing and Rehabilitation	57	57	54	70	56	14	54	20,166	96.93%	20,805
<b>MEADE County Total:</b>	<b>57</b>	<b>57</b>	<b>54</b>	<b>70</b>	<b>56</b>	<b>14</b>	<b>54</b>	<b>20,166</b>	<b>96.93%</b>	<b>20,805</b>
NELSON										
Bardstown Health and Rehabilitation	100	49	81	47	62	17	49	19,514	53.46%	36,500
Flaget Memorial Hospital NF	12	0	0	0	0	0	0	0	0.00%	4,380
Signature Healthcare at Colonial Rehab	65	65	53	136	119	15	55	19,557	82.43%	23,725
<b>NELSON County Total:</b>	<b>177</b>	<b>114</b>	<b>134</b>	<b>183</b>	<b>181</b>	<b>32</b>	<b>104</b>	<b>39,071</b>	<b>60.48%</b>	<b>64,605</b>
WASHINGTON										
Sansbury Care Center	48	48	45	10	6	10	39	15,743	89.86%	17,520
Springfield Nursing and Rehabilitation Center	70	70	60	95	70	21	64	23,224	90.90%	25,550
<b>WASHINGTON County Total:</b>	<b>118</b>	<b>118</b>	<b>105</b>	<b>105</b>	<b>76</b>	<b>31</b>	<b>103</b>	<b>38,967</b>	<b>90.47%</b>	<b>43,070</b>
<b>ADD: 5 Total</b>	<b>1,467</b>	<b>1,301</b>	<b>1,196</b>	<b>2,790</b>	<b>2,376</b>	<b>411</b>	<b>1,199</b>	<b>434,488</b>	<b>81.14%</b>	<b>535,455</b>
ADD:6										
BULLITT										
Green Meadows Health and Rehabilitation	122	122	89	335	300	25	99	34,541	77.57%	44,530
Sanders Ridge Health Campus	56	56	52	271	260	12	51	18,615	91.07%	20,440
<b>BULLITT County Total:</b>	<b>178</b>	<b>178</b>	<b>141</b>	<b>606</b>	<b>560</b>	<b>37</b>	<b>150</b>	<b>53,156</b>	<b>81.82%</b>	<b>64,970</b>
HENRY										
New Castle Nursing and Rehab	60	60	52	77	46	27	56	18,871	86.17%	21,900
<b>HENRY County Total:</b>	<b>60</b>	<b>60</b>	<b>52</b>	<b>77</b>	<b>46</b>	<b>27</b>	<b>56</b>	<b>18,871</b>	<b>86.17%</b>	<b>21,900</b>

**2025 ANNUAL KENTUCKY LONG TERM CARE UTILIZATION AND SERVICE REPORT**

**Table 1 - Census Data- Nursing Facility Beds**

<b>ADD / Facility</b>	<b>Licensed Beds</b>	<b>Beds In Operation</b>	<b>Beginning Census</b>	<b>Admissions</b>	<b>Discharges</b>	<b>Deaths</b>	<b>Ending Census</b>	<b>Total Patient Days</b>	<b>Occupancy Percentage</b>	<b>Potential Patient Days</b>
<b>JEFFERSON</b>										
Cherokee Park Rehabilitation	104	104	94	180	148	29	97	34,279	90.30%	37,960
Chestnut Ridge Health & Rehab	92	92	78	108	109	7	70	27,413	81.63%	33,580
Clifton Heights	110	110	90	156	147	13	86	36,081	89.87%	40,150
Crescent Grove Memory and Personal Care Community and Sam Swope Center	167	136	134	418	387	34	131	46,811	76.80%	60,955
Eastway Health and Rehabilitation	252	252	163	270	244	31	158	62,552	68.01%	91,980
Essex Rehabilitation and Healthcare Center	128	128	109	251	198	47	115	41,732	89.32%	46,720
Forest Springs Health Campus	78	58	53	353	326	27	53	19,376	68.06%	28,470
Franciscan Health Care Center	87	85	83	620	591	29	77	31,025	97.70%	31,755
Glen Ridge Health Campus	110	110	60	443	402	36	65	22,328	55.61%	40,150
Highlands Nursing and Rehabilitation Center	154	154	146	93	71	25	143	53,784	95.68%	56,210
Hillcreek Rehabilitation and Care	172	0	0	0	0	0	0	0	0.00%	62,780
Home of the Innocents	76	76	75	62	65	0	72	27,072	97.59%	27,740
Jeffersontown Rehabilitation	98	98	92	177	165	13	91	33,269	93.01%	35,770
Kindred Hospital - Louisville (SNF)	47	47	40	42	38	3	41	15,344	89.44%	17,155
Klondike Nursing and Rehabilitation Center	62	62	56	53	41	6	62	21,900	96.77%	22,630
Little Sisters of the Poor	35	35	33	8	3	8	30	11,378	89.06%	12,775
Louisville East Post Acute	178	178	165	330	292	40	163	61,771	95.08%	64,970
Lyndon Crossing	145	145	102	145	98	22	127	42,253	79.84%	52,925
Nazareth Home	118	118	108	399	324	74	109	40,152	93.22%	43,070
Nazareth Home Clifton	113	113	109	371	324	53	103	36,135	87.61%	41,245
Park Terrace Health Campus	88	88	83	567	546	24	80	28,974	90.21%	32,120
Parkwood Health and Rehabilitation	120	120	86	197	203	16	64	34,696	79.21%	43,800
Regency Center	110	110	103	77	56	15	109	38,325	95.45%	40,150
River Oaks Health and Rehabilitation	118	118	99	50	38	19	92	14,941	34.69%	43,070
Rivers Edge Rehabilitation and Healthcare Center	100	100	92	46	31	13	94	33,836	92.70%	36,500

**2025 ANNUAL KENTUCKY LONG TERM CARE UTILIZATION AND SERVICE REPORT**

**Table 1 - Census Data- Nursing Facility Beds**

<b>ADD / Facility</b>	<b>Licensed Beds</b>	<b>Beds In Operation</b>	<b>Beginning Census</b>	<b>Admissions</b>	<b>Discharges</b>	<b>Deaths</b>	<b>Ending Census</b>	<b>Total Patient Days</b>	<b>Occupancy Percentage</b>	<b>Potential Patient Days</b>
Seneca Place	122	121	108	242	208	31	111	41,828	93.93%	44,530
Signature Healthcare at Glenview	113	0	0	0	0	0	0	0	0.00%	41,245
Signature Healthcare at Jefferson Manor Rehab	100	100	93	280	236	46	91	34,428	94.32%	36,500
Signature Healthcare at Jefferson Place Rehab	96	95	81	781	724	58	80	30,933	88.28%	35,040
Signature Healthcare at Meadowview Rehab	95	0	0	0	0	0	0	0	0.00%	34,675
Signature Healthcare at Rockford Rehab	110	110	99	184	173	13	97	40,150	100.00%	40,150
Signature Healthcare at Summerfield Rehab and Wellness	165	165	121	652	621	50	102	40,108	66.60%	60,225
Signature Healthcare at U of L Mary and Elizabeth Hosp.	26	0	0	0	0	0	0	0	0.00%	9,490
Signature Healthcare of East Louisville	128	128	121	421	403	18	121	41,931	89.75%	46,720
Signature Healthcare of South Louisville	100	100	92	448	408	35	97	33,582	92.01%	36,500
St. Matthews Transitional Care	125	0	0	0	0	0	0	0	0.00%	45,625
Sycamore Heights Health and Rehab	96	96	79	123	87	24	91	29,837	85.15%	35,040
The Episcopal Church Home	26	26	25	28	12	16	25	9,125	96.15%	9,490
The Springs at Stony Brook	51	51	48	297	288	9	48	17,839	95.83%	18,615
The Willows at Springhurst	52	52	47	341	330	9	49	17,798	93.77%	18,980
Treyton Oaks Towers	60	60	48	155	124	23	56	17,947	81.95%	21,900
Valhalla Post Acute	162	162	154	438	395	36	161	55,672	94.15%	59,130
Wesley Manor	68	64	27	28	15	18	57	22,657	91.29%	24,820
Westminster Terrace	112	0	0	0	0	0	0	0	0.00%	40,880
Westport Place Health Campus	64	59	57	610	577	34	56	20,280	86.82%	23,360
<b>JEFFERSON County Total:</b>	<b>4,733</b>	<b>4,026</b>	<b>3,453</b>	<b>10,444</b>	<b>9,448</b>	<b>1,004</b>	<b>3,474</b>	<b>1,269,542</b>	<b>73.49%</b>	<b>1,727,545</b>
<b>OLDHAM</b>										
Friendship Health and Rehab	83	0	0	0	0	0	0	0	0.00%	30,295
Richwood Nursing and Rehab	120	120	103	167	115	52	103	39,874	91.04%	43,800

**2025 ANNUAL KENTUCKY LONG TERM CARE UTILIZATION AND SERVICE REPORT**

**Table 1 - Census Data- Nursing Facility Beds**

<b>ADD / Facility</b>	<b>Licensed Beds</b>	<b>Beds In Operation</b>	<b>Beginning Census</b>	<b>Admissions</b>	<b>Discharges</b>	<b>Deaths</b>	<b>Ending Census</b>	<b>Total Patient Days</b>	<b>Occupancy Percentage</b>	<b>Potential Patient Days</b>
The Springs at Oldham Reserve	99	50	46	319	292	24	49	16,472	45.58%	36,135
<b>OLDHAM County Total:</b>	<b>302</b>	<b>170</b>	<b>149</b>	<b>486</b>	<b>407</b>	<b>76</b>	<b>152</b>	<b>56,346</b>	<b>51.12%</b>	<b>110,230</b>
<b>SHELBY</b>										
Crestview Center	58	58	56	186	168	18	56	20,573	97.18%	21,170
Maple Grove Senior Living LLC	117	90	84	176	160	29	71	28,417	66.54%	42,705
<b>SHELBY County Total:</b>	<b>175</b>	<b>148</b>	<b>140</b>	<b>362</b>	<b>328</b>	<b>47</b>	<b>127</b>	<b>48,990</b>	<b>76.70%</b>	<b>63,875</b>
<b>SPENCER</b>										
Signature Healthcare of Spencer County	120	120	85	224	193	20	96	32,955	75.24%	43,800
<b>SPENCER County Total:</b>	<b>120</b>	<b>120</b>	<b>85</b>	<b>224</b>	<b>193</b>	<b>20</b>	<b>96</b>	<b>32,955</b>	<b>75.24%</b>	<b>43,800</b>
<b>TRIMBLE</b>										
Bedford Springs Health and Rehabilitation	60	58	49	80	67	11	51	18,254	83.35%	21,900
<b>TRIMBLE County Total:</b>	<b>60</b>	<b>58</b>	<b>49</b>	<b>80</b>	<b>67</b>	<b>11</b>	<b>51</b>	<b>18,254</b>	<b>83.35%</b>	<b>21,900</b>
<b>ADD: 6 Total</b>	<b>5,628</b>	<b>4,760</b>	<b>4,069</b>	<b>12,279</b>	<b>11,049</b>	<b>1,222</b>	<b>4,106</b>	<b>1,498,114</b>	<b>72.93%</b>	<b>2,054,220</b>
<b>ADD:7</b>										
<b>BOONE</b>										
Belmont Terrace Nursing and Rehabilitation Center	151	151	121	136	99	31	127	42,436	77.00%	55,115
Boonespring Transitional Care Center	143	143	142	562	497	65	142	50,744	97.22%	52,195
Florence Park Care Center	150	150	118	178	150	16	129	47,085	86.00%	54,750
<b>BOONE County Total:</b>	<b>444</b>	<b>444</b>	<b>381</b>	<b>876</b>	<b>746</b>	<b>112</b>	<b>398</b>	<b>140,265</b>	<b>86.55%</b>	<b>162,060</b>
<b>CAMPBELL</b>										
Carmel Manor	95	95	85	72	67	6	84	30,660	88.42%	34,675
Coldspring Transitional Care Center	143	143	134	525	470	62	127	50,317	96.40%	52,195
Highlandspring of Ft. Thomas	140	140	134	446	380	61	139	48,910	95.71%	51,100
St. Elizabeth Ft. Thomas SNF	44	26	16	358	355	5	14	5,110	31.82%	16,060

**2025 ANNUAL KENTUCKY LONG TERM CARE UTILIZATION AND SERVICE REPORT**

**Table 1 - Census Data- Nursing Facility Beds**

<b>ADD / Facility</b>	<b>Licensed Beds</b>	<b>Beds In Operation</b>	<b>Beginning Census</b>	<b>Admissions</b>	<b>Discharges</b>	<b>Deaths</b>	<b>Ending Census</b>	<b>Total Patient Days</b>	<b>Occupancy Percentage</b>	<b>Potential Patient Days</b>
The Seasons at Alexandria	117	117	98	351	298	51	100	37,928	88.81%	42,705
<b>CAMPBELL County Total:</b>	<b>539</b>	<b>521</b>	<b>467</b>	<b>1,752</b>	<b>1,570</b>	<b>185</b>	<b>464</b>	<b>172,925</b>	<b>87.90%</b>	<b>196,735</b>
<b>CARROLL</b>										
Signature Healthcare of Carrollton Rehab	78	78	62	114	90	23	63	24,805	87.13%	28,470
<b>CARROLL County Total:</b>	<b>78</b>	<b>78</b>	<b>62</b>	<b>114</b>	<b>90</b>	<b>23</b>	<b>63</b>	<b>24,805</b>	<b>87.13%</b>	<b>28,470</b>
<b>GALLATIN</b>										
Gallatin Nursing and Rehab	120	120	106	119	82	41	102	40,037	91.41%	43,800
<b>GALLATIN County Total:</b>	<b>120</b>	<b>120</b>	<b>106</b>	<b>119</b>	<b>82</b>	<b>41</b>	<b>102</b>	<b>40,037</b>	<b>91.41%</b>	<b>43,800</b>
<b>GRANT</b>										
Grant Healthcare and Rehabilitation	95	95	90	109	75	33	91	33,762	97.37%	34,675
<b>GRANT County Total:</b>	<b>95</b>	<b>95</b>	<b>90</b>	<b>109</b>	<b>75</b>	<b>33</b>	<b>91</b>	<b>33,762</b>	<b>97.37%</b>	<b>34,675</b>
<b>KENTON</b>										
Emerald Trace	54	54	54	388	381	22	39	16,957	86.03%	19,710
Madonna Manor	59	59	58	275	252	26	55	20,177	93.69%	21,535
Rosedale Green	176	176	151	137	31	85	172	59,770	93.04%	64,240
St. Elizabeth Edgewood SNF	24	24	22	511	506	3	24	8,760	100.00%	8,760
The Pavilion at Kenton	82	82	76	124	109	14	77	27,898	93.21%	29,930
Village Care Center	100	100	90	138	101	38	89	32,108	87.97%	36,500
Villaspring of Erlanger	140	140	132	483	403	83	129	47,662	93.27%	51,100
Woodcrest Nursing and Rehabilitation Center	127	127	118	186	158	30	116	41,880	90.35%	46,355
<b>KENTON County Total:</b>	<b>762</b>	<b>762</b>	<b>701</b>	<b>2,242</b>	<b>1,941</b>	<b>301</b>	<b>701</b>	<b>255,212</b>	<b>91.76%</b>	<b>278,130</b>
<b>OWEN</b>										
Owenton Healthcare and Rehabilitation	100	100	88	80	56	28	84	30,867	84.57%	36,500
<b>OWEN County Total:</b>	<b>100</b>	<b>100</b>	<b>88</b>	<b>80</b>	<b>56</b>	<b>28</b>	<b>84</b>	<b>30,867</b>	<b>84.57%</b>	<b>36,500</b>

## 2025 ANNUAL KENTUCKY LONG TERM CARE UTILIZATION AND SERVICE REPORT

### Table 1 - Census Data- Nursing Facility Beds

ADD / Facility	Licensed Beds	Beds In Operation	Beginning Census	Admissions	Discharges	Deaths	Ending Census	Total Patient Days	Occupancy Percentage	Potential Patient Days
<b>PENDLETON</b>										
River Valley Nursing Home	60	60	55	98	80	14	59	20,250	92.47%	21,900
<b>PENDLETON County Total:</b>	<b>60</b>	<b>60</b>	<b>55</b>	<b>98</b>	<b>80</b>	<b>14</b>	<b>59</b>	<b>20,250</b>	<b>92.47%</b>	<b>21,900</b>
<b>ADD: 7 Total</b>	<b>2,198</b>	<b>2,180</b>	<b>1,950</b>	<b>5,390</b>	<b>4,640</b>	<b>737</b>	<b>1,962</b>	<b>718,123</b>	<b>89.51%</b>	<b>802,270</b>
<b>ADD:8</b>										
<b>BRACKEN</b>										
Perkins Country Manor	32	32	30	79	67	11	31	10,103	86.50%	11,680
<b>BRACKEN County Total:</b>	<b>32</b>	<b>32</b>	<b>30</b>	<b>79</b>	<b>67</b>	<b>11</b>	<b>31</b>	<b>10,103</b>	<b>86.50%</b>	<b>11,680</b>
<b>FLEMING</b>										
Pioneer Trace Nursing Home	92	92	80	106	76	31	79	28,983	86.31%	33,580
<b>FLEMING County Total:</b>	<b>92</b>	<b>92</b>	<b>80</b>	<b>106</b>	<b>76</b>	<b>31</b>	<b>79</b>	<b>28,983</b>	<b>86.31%</b>	<b>33,580</b>
<b>LEWIS</b>										
Vanceburg Hills	94	94	85	114	105	10	84	31,993	93.25%	34,310
<b>LEWIS County Total:</b>	<b>94</b>	<b>94</b>	<b>85</b>	<b>114</b>	<b>105</b>	<b>10</b>	<b>84</b>	<b>31,993</b>	<b>93.25%</b>	<b>34,310</b>
<b>MASON</b>										
Maysville Nursing and Rehabilitation Facility	130	130	121	261	233	33	116	43,497	91.67%	47,450
<b>MASON County Total:</b>	<b>130</b>	<b>130</b>	<b>121</b>	<b>261</b>	<b>233</b>	<b>33</b>	<b>116</b>	<b>43,497</b>	<b>91.67%</b>	<b>47,450</b>
<b>ROBERTSON</b>										
Robertson County Health Care Facility	60	60	58	75	63	19	51	20,498	93.60%	21,900
<b>ROBERTSON County Total:</b>	<b>60</b>	<b>60</b>	<b>58</b>	<b>75</b>	<b>63</b>	<b>19</b>	<b>51</b>	<b>20,498</b>	<b>93.60%</b>	<b>21,900</b>
<b>ADD: 8 Total</b>	<b>408</b>	<b>408</b>	<b>374</b>	<b>635</b>	<b>544</b>	<b>104</b>	<b>361</b>	<b>135,074</b>	<b>90.70%</b>	<b>148,920</b>

**2025 ANNUAL KENTUCKY LONG TERM CARE UTILIZATION AND SERVICE REPORT**

**Table 1 - Census Data- Nursing Facility Beds**

<b>ADD / Facility</b>	<b>Licensed Beds</b>	<b>Beds In Operation</b>	<b>Beginning Census</b>	<b>Admissions</b>	<b>Discharges</b>	<b>Deaths</b>	<b>Ending Census</b>	<b>Total Patient Days</b>	<b>Occupancy Percentage</b>	<b>Potential Patient Days</b>
<b>ADD:9</b>										
<b>BATH</b>										
Ridgeway Nursing and Rehabilitation	99	99	89	147	110	31	95	32,700	90.49%	36,135
<b>BATH County Total:</b>	<b>99</b>	<b>99</b>	<b>89</b>	<b>147</b>	<b>110</b>	<b>31</b>	<b>95</b>	<b>32,700</b>	<b>90.49%</b>	<b>36,135</b>
<b>MENIFEE</b>										
Menifee Meadows Nursing and Rehab LLC	60	60	53	39	31	8	53	20,378	93.05%	21,900
<b>MENIFEE County Total:</b>	<b>60</b>	<b>60</b>	<b>53</b>	<b>39</b>	<b>31</b>	<b>8</b>	<b>53</b>	<b>20,378</b>	<b>93.05%</b>	<b>21,900</b>
<b>MONTGOMERY</b>										
Mt. Sterling Health & Rehab, LLC	144	144	124	380	331	52	121	44,800	85.24%	52,560
<b>MONTGOMERY County Total:</b>	<b>144</b>	<b>144</b>	<b>124</b>	<b>380</b>	<b>331</b>	<b>52</b>	<b>121</b>	<b>44,800</b>	<b>85.24%</b>	<b>52,560</b>
<b>MORGAN</b>										
West Liberty Nursing and Rehabilitation Center	48	48	47	50	41	11	45	17,520	100.00%	17,520
<b>MORGAN County Total:</b>	<b>48</b>	<b>48</b>	<b>47</b>	<b>50</b>	<b>41</b>	<b>11</b>	<b>45</b>	<b>17,520</b>	<b>100.00%</b>	<b>17,520</b>
<b>ROWAN</b>										
Life Care Center of Morehead	97	96	89	145	127	20	87	32,256	91.11%	35,405
St. Claire Medical Center TCU	10	0	0	0	0	0	0	0	0.00%	3,650
<b>ROWAN County Total:</b>	<b>107</b>	<b>96</b>	<b>89</b>	<b>145</b>	<b>127</b>	<b>20</b>	<b>87</b>	<b>32,256</b>	<b>82.59%</b>	<b>39,055</b>
<b>ADD: 9 Total</b>	<b>458</b>	<b>447</b>	<b>402</b>	<b>761</b>	<b>640</b>	<b>122</b>	<b>401</b>	<b>147,654</b>	<b>88.33%</b>	<b>167,170</b>
<b>ADD:10</b>										
<b>BOYD</b>										
Boyd Nursing and Rehabilitation Center	60	60	58	102	91	11	58	20,677	94.42%	21,900
Kings Daughters Rehab and Skilled Nursing Facility	20	0	0	0	0	0	0	0	0.00%	7,300
Kingsbrook Lifecare Center	137	137	130	510	477	35	128	46,438	92.87%	50,005

**2025 ANNUAL KENTUCKY LONG TERM CARE UTILIZATION AND SERVICE REPORT**

**Table 1 - Census Data- Nursing Facility Beds**

<b>ADD / Facility</b>	<b>Licensed Beds</b>	<b>Beds In Operation</b>	<b>Beginning Census</b>	<b>Admissions</b>	<b>Discharges</b>	<b>Deaths</b>	<b>Ending Census</b>	<b>Total Patient Days</b>	<b>Occupancy Percentage</b>	<b>Potential Patient Days</b>
Woodland Oaks	110	110	108	268	248	24	104	39,027	97.20%	40,150
<b>BOYD County Total:</b>	<b>327</b>	<b>307</b>	<b>296</b>	<b>880</b>	<b>816</b>	<b>70</b>	<b>290</b>	<b>106,142</b>	<b>88.93%</b>	<b>119,355</b>
<b>CARTER</b>										
Carter Nursing and Rehabilitation Center	120	120	115	208	172	37	114	41,530	94.82%	43,800
<b>CARTER County Total:</b>	<b>120</b>	<b>120</b>	<b>115</b>	<b>208</b>	<b>172</b>	<b>37</b>	<b>114</b>	<b>41,530</b>	<b>94.82%</b>	<b>43,800</b>
<b>ELLIOTT</b>										
Elliott Nursing and Rehabilitation Center	75	75	75	59	49	17	68	26,530	96.91%	27,375
<b>ELLIOTT County Total:</b>	<b>75</b>	<b>75</b>	<b>75</b>	<b>59</b>	<b>49</b>	<b>17</b>	<b>68</b>	<b>26,530</b>	<b>96.91%</b>	<b>27,375</b>
<b>GREENUP</b>										
Oakmont Manor	85	85	79	280	258	23	78	29,777	95.98%	31,025
South Shore Nursing and Rehabilitation Center	60	60	56	57	53	13	47	20,486	93.54%	21,900
Wurtland Nursing and Rehabilitation Center	126	126	109	193	167	25	110	41,355	89.92%	45,990
<b>GREENUP County Total:</b>	<b>271</b>	<b>271</b>	<b>244</b>	<b>530</b>	<b>478</b>	<b>61</b>	<b>235</b>	<b>91,618</b>	<b>92.62%</b>	<b>98,915</b>
<b>LAWRENCE</b>										
Jordan Rehabilitation and Healthcare Center	104	104	76	125	78	25	98	31,563	83.15%	37,960
<b>LAWRENCE County Total:</b>	<b>104</b>	<b>104</b>	<b>76</b>	<b>125</b>	<b>78</b>	<b>25</b>	<b>98</b>	<b>31,563</b>	<b>83.15%</b>	<b>37,960</b>
<b>ADD: 10 Total</b>	<b>897</b>	<b>877</b>	<b>806</b>	<b>1,802</b>	<b>1,593</b>	<b>210</b>	<b>805</b>	<b>297,383</b>	<b>90.83%</b>	<b>327,405</b>
<b>ADD:11</b>										
<b>FLOYD</b>										
Highlands ARH Regional Medical Center (NF)	18	0	0	0	0	0	0	0	0.00%	6,570
Prestonsburg Health Care Center	56	54	46	107	85	17	51	18,200	89.04%	20,440
Riverview Health Care Center	121	121	98	307	267	32	106	37,699	85.36%	44,165
<b>FLOYD County Total:</b>	<b>195</b>	<b>175</b>	<b>144</b>	<b>414</b>	<b>352</b>	<b>49</b>	<b>157</b>	<b>55,899</b>	<b>78.54%</b>	<b>71,175</b>

**2025 ANNUAL KENTUCKY LONG TERM CARE UTILIZATION AND SERVICE REPORT**

**Table 1 - Census Data- Nursing Facility Beds**

<b>ADD / Facility</b>	<b>Licensed Beds</b>	<b>Beds In Operation</b>	<b>Beginning Census</b>	<b>Admissions</b>	<b>Discharges</b>	<b>Deaths</b>	<b>Ending Census</b>	<b>Total Patient Days</b>	<b>Occupancy Percentage</b>	<b>Potential Patient Days</b>
<b>JOHNSON</b>										
Mountain Manor of Paintsville	126	126	107	231	212	14	112	42,174	91.70%	45,990
<b>JOHNSON County Total:</b>	<b>126</b>	<b>126</b>	<b>107</b>	<b>231</b>	<b>212</b>	<b>14</b>	<b>112</b>	<b>42,174</b>	<b>91.70%</b>	<b>45,990</b>
<b>MAGOFFIN</b>										
Salyersville Nursing and Rehabilitation Center	142	136	114	102	89	20	107	40,617	78.37%	51,830
<b>MAGOFFIN County Total:</b>	<b>142</b>	<b>136</b>	<b>114</b>	<b>102</b>	<b>89</b>	<b>20</b>	<b>107</b>	<b>40,617</b>	<b>78.37%</b>	<b>51,830</b>
<b>MARTIN</b>										
Martin County Health Care Facility	65	65	62	91	80	14	59	22,070	93.02%	23,725
<b>MARTIN County Total:</b>	<b>65</b>	<b>65</b>	<b>62</b>	<b>91</b>	<b>80</b>	<b>14</b>	<b>59</b>	<b>22,070</b>	<b>93.02%</b>	<b>23,725</b>
<b>PIKE</b>										
Elkhorn Health and Rehabilitation	106	106	100	61	52	9	100	36,846	95.23%	38,690
Good Shepherd Community Nursing Center	118	118	91	159	136	24	90	33,061	76.76%	43,070
Parkview Post-Acute and Rehabilitation Center	120	0	0	0	0	0	0	0	0.00%	43,800
Pikeville Nursing and Rehab Center	106	106	85	236	189	39	93	33,864	87.53%	38,690
Tug Valley ARH Skilled Nursing Facility	34	34	19	77	72	7	17	7,279	58.65%	12,410
<b>PIKE County Total:</b>	<b>484</b>	<b>364</b>	<b>295</b>	<b>533</b>	<b>449</b>	<b>79</b>	<b>300</b>	<b>111,050</b>	<b>62.86%</b>	<b>176,660</b>
<b>ADD: 11 Total</b>	<b>1,012</b>	<b>866</b>	<b>722</b>	<b>1,371</b>	<b>1,182</b>	<b>176</b>	<b>735</b>	<b>271,810</b>	<b>73.59%</b>	<b>369,380</b>
<b>ADD:12</b>										
<b>BREATHITT</b>										
Breathitt Health and Rehabilitation	120	120	53	80	42	20	71	23,051	52.63%	43,800
<b>BREATHITT County Total:</b>	<b>120</b>	<b>120</b>	<b>53</b>	<b>80</b>	<b>42</b>	<b>20</b>	<b>71</b>	<b>23,051</b>	<b>52.63%</b>	<b>43,800</b>

**2025 ANNUAL KENTUCKY LONG TERM CARE UTILIZATION AND SERVICE REPORT**

**Table 1 - Census Data- Nursing Facility Beds**

<b>ADD / Facility</b>	<b>Licensed Beds</b>	<b>Beds In Operation</b>	<b>Beginning Census</b>	<b>Admissions</b>	<b>Discharges</b>	<b>Deaths</b>	<b>Ending Census</b>	<b>Total Patient Days</b>	<b>Occupancy Percentage</b>	<b>Potential Patient Days</b>
<b>KNOTT</b>										
Knott County Health and Rehabilitation Center	92	92	85	76	51	26	84	31,932	95.09%	33,580
<b>KNOTT County Total:</b>	<b>92</b>	<b>92</b>	<b>85</b>	<b>76</b>	<b>51</b>	<b>26</b>	<b>84</b>	<b>31,932</b>	<b>95.09%</b>	<b>33,580</b>
<b>LEE</b>										
Lee County Care and Rehabilitation Center	109	109	103	171	152	15	107	37,853	95.14%	39,785
<b>LEE County Total:</b>	<b>109</b>	<b>109</b>	<b>103</b>	<b>171</b>	<b>152</b>	<b>15</b>	<b>107</b>	<b>37,853</b>	<b>95.14%</b>	<b>39,785</b>
<b>LESLIE</b>										
Hyden Health and Rehabilitation Center	94	94	87	46	38	9	86	31,919	93.03%	34,310
<b>LESLIE County Total:</b>	<b>94</b>	<b>94</b>	<b>87</b>	<b>46</b>	<b>38</b>	<b>9</b>	<b>86</b>	<b>31,919</b>	<b>93.03%</b>	<b>34,310</b>
<b>LETCHER</b>										
Letcher Manor	142	142	114	169	155	13	115	43,462	83.85%	51,830
<b>LETCHER County Total:</b>	<b>142</b>	<b>142</b>	<b>114</b>	<b>169</b>	<b>155</b>	<b>13</b>	<b>115</b>	<b>43,462</b>	<b>83.85%</b>	<b>51,830</b>
<b>OWSLEY</b>										
Owsley County Health Care Center	91	91	80	67	56	14	77	29,816	89.77%	33,215
<b>OWSLEY County Total:</b>	<b>91</b>	<b>91</b>	<b>80</b>	<b>67</b>	<b>56</b>	<b>14</b>	<b>77</b>	<b>29,816</b>	<b>89.77%</b>	<b>33,215</b>
<b>PERRY</b>										
Hazard Health and Rehabilitation Center	200	186	172	105	79	12	186	67,145	91.98%	73,000
Paul E Patton Eastern Ky Veterans Center	120	120	89	55	23	23	98	34,821	79.50%	43,800
<b>PERRY County Total:</b>	<b>320</b>	<b>306</b>	<b>261</b>	<b>160</b>	<b>102</b>	<b>35</b>	<b>284</b>	<b>101,966</b>	<b>87.30%</b>	<b>116,800</b>
<b>WOLFE</b>										
Wolfe County Health and Rehabilitation Center	100	100	95	131	98	44	84	33,601	92.06%	36,500
<b>WOLFE County Total:</b>	<b>100</b>	<b>100</b>	<b>95</b>	<b>131</b>	<b>98</b>	<b>44</b>	<b>84</b>	<b>33,601</b>	<b>92.06%</b>	<b>36,500</b>

**2025 ANNUAL KENTUCKY LONG TERM CARE UTILIZATION AND SERVICE REPORT**

**Table 1 - Census Data- Nursing Facility Beds**

<b>ADD / Facility</b>	<b>Licensed Beds</b>	<b>Beds In Operation</b>	<b>Beginning Census</b>	<b>Admissions</b>	<b>Discharges</b>	<b>Deaths</b>	<b>Ending Census</b>	<b>Total Patient Days</b>	<b>Occupancy Percentage</b>	<b>Potential Patient Days</b>
<b>ADD: 12 Total</b>	<b>1,068</b>	<b>1,054</b>	<b>878</b>	<b>900</b>	<b>694</b>	<b>176</b>	<b>908</b>	<b>333,600</b>	<b>85.58%</b>	<b>389,820</b>
<b>ADD:13</b>										
<b>BELL</b>										
Middlesboro Nursing and Rehab	95	95	93	128	92	39	90	33,719	97.24%	34,675
Mountain View Rehabilitation and Healthcare Center	115	115	50	104	70	31	53	19,577	46.64%	41,975
Pineville Community Hospital LTC	30	0	0	0	0	0	0	0	0.00%	10,950
<b>BELL County Total:</b>	<b>240</b>	<b>210</b>	<b>143</b>	<b>232</b>	<b>162</b>	<b>70</b>	<b>143</b>	<b>53,296</b>	<b>60.84%</b>	<b>87,600</b>
<b>CLAY</b>										
Landmark of Laurel Creek Rehab and Nursing	106	106	81	174	132	23	100	32,857	84.92%	38,690
<b>CLAY County Total:</b>	<b>106</b>	<b>106</b>	<b>81</b>	<b>174</b>	<b>132</b>	<b>23</b>	<b>100</b>	<b>32,857</b>	<b>84.92%</b>	<b>38,690</b>
<b>HARLAN</b>										
Harlan Health and Rehabilitation Center	143	143	130	131	102	38	121	45,504	87.18%	52,195
Tri Cities Rehabilitation and Healthcare Center	85	85	73	89	79	23	60	23,148	74.61%	31,025
<b>HARLAN County Total:</b>	<b>228</b>	<b>228</b>	<b>203</b>	<b>220</b>	<b>181</b>	<b>61</b>	<b>181</b>	<b>68,652</b>	<b>82.49%</b>	<b>83,220</b>
<b>JACKSON</b>										
Signature HealthCare at Jackson Manor	51	51	46	117	95	17	51	17,610	94.60%	18,615
<b>JACKSON County Total:</b>	<b>51</b>	<b>51</b>	<b>46</b>	<b>117</b>	<b>95</b>	<b>17</b>	<b>51</b>	<b>17,610</b>	<b>94.60%</b>	<b>18,615</b>
<b>KNOX</b>										
Barbourville Health and Rehabilitation Center	135	135	115	121	80	43	113	42,566	86.38%	49,275
Christian Health Center - Corbin	100	100	98	55	48	11	94	33,164	90.86%	36,500
<b>KNOX County Total:</b>	<b>235</b>	<b>235</b>	<b>213</b>	<b>176</b>	<b>128</b>	<b>54</b>	<b>207</b>	<b>75,730</b>	<b>88.29%</b>	<b>85,775</b>
<b>LAUREL</b>										
Hillcrest Health and Rehabilitation Center	120	120	94	150	96	45	103	35,647	81.39%	43,800

**2025 ANNUAL KENTUCKY LONG TERM CARE UTILIZATION AND SERVICE REPORT**

**Table 1 - Census Data- Nursing Facility Beds**

<b>ADD / Facility</b>	<b>Licensed Beds</b>	<b>Beds In Operation</b>	<b>Beginning Census</b>	<b>Admissions</b>	<b>Discharges</b>	<b>Deaths</b>	<b>Ending Census</b>	<b>Total Patient Days</b>	<b>Occupancy Percentage</b>	<b>Potential Patient Days</b>
Laurel Heights Home for the Elderly	143	143	136	74	36	31	143	51,066	97.84%	52,195
<b>LAUREL County Total:</b>	<b>263</b>	<b>263</b>	<b>230</b>	<b>224</b>	<b>132</b>	<b>76</b>	<b>246</b>	<b>86,713</b>	<b>90.33%</b>	<b>95,995</b>
<b>ROCKCASTLE</b>										
Rockcastle Health and Rehabilitation Center	104	104	90	222	189	26	97	34,379	90.57%	37,960
Rockcastle Regional Hospital and Respiratory Care	143	143	116	111	97	17	113	41,934	80.34%	52,195
<b>ROCKCASTLE County Total:</b>	<b>247</b>	<b>247</b>	<b>206</b>	<b>333</b>	<b>286</b>	<b>43</b>	<b>210</b>	<b>76,313</b>	<b>84.65%</b>	<b>90,155</b>
<b>WHITLEY</b>										
Corbin Health and Rehabilitation Center	100	100	79	115	76	28	90	30,275	82.95%	36,500
The Heritage	85	85	81	184	152	29	84	29,291	94.41%	31,025
Williamsburg Health and Rehabilitation Center	125	125	96	106	83	22	97	38,063	83.43%	45,625
<b>WHITLEY County Total:</b>	<b>310</b>	<b>310</b>	<b>256</b>	<b>405</b>	<b>311</b>	<b>79</b>	<b>271</b>	<b>97,629</b>	<b>86.28%</b>	<b>113,150</b>
<b>ADD: 13 Total</b>	<b>1,680</b>	<b>1,650</b>	<b>1,378</b>	<b>1,881</b>	<b>1,427</b>	<b>423</b>	<b>1,409</b>	<b>508,800</b>	<b>82.97%</b>	<b>613,200</b>
<b>ADD:14</b>										
<b>ADAIR</b>										
Signature Healthcare at Summit Manor Rehab	104	104	77	203	166	27	87	30,951	81.54%	37,960
<b>ADAIR County Total:</b>	<b>104</b>	<b>104</b>	<b>77</b>	<b>203</b>	<b>166</b>	<b>27</b>	<b>87</b>	<b>30,951</b>	<b>81.54%</b>	<b>37,960</b>
<b>CASEY</b>										
Liberty Care and Rehabilitation Center	97	95	88	207	180	26	89	30,562	86.32%	35,405
<b>CASEY County Total:</b>	<b>97</b>	<b>95</b>	<b>88</b>	<b>207</b>	<b>180</b>	<b>26</b>	<b>89</b>	<b>30,562</b>	<b>86.32%</b>	<b>35,405</b>
<b>CLINTON</b>										
Clinton County Care and Rehabilitation Center	52	52	46	55	38	15	48	17,252	90.90%	18,980
<b>CLINTON County Total:</b>	<b>52</b>	<b>52</b>	<b>46</b>	<b>55</b>	<b>38</b>	<b>15</b>	<b>48</b>	<b>17,252</b>	<b>90.90%</b>	<b>18,980</b>

**2025 ANNUAL KENTUCKY LONG TERM CARE UTILIZATION AND SERVICE REPORT**

**Table 1 - Census Data- Nursing Facility Beds**

<b>ADD / Facility</b>	<b>Licensed Beds</b>	<b>Beds In Operation</b>	<b>Beginning Census</b>	<b>Admissions</b>	<b>Discharges</b>	<b>Deaths</b>	<b>Ending Census</b>	<b>Total Patient Days</b>	<b>Occupancy Percentage</b>	<b>Potential Patient Days</b>
<b>CUMBERLAND</b>										
Cumberland Valley Nursing and Rehabilitation Center	84	84	68	204	170	19	83	28,563	93.16%	30,660
<b>CUMBERLAND County Total:</b>	<b>84</b>	<b>84</b>	<b>68</b>	<b>204</b>	<b>170</b>	<b>19</b>	<b>83</b>	<b>28,563</b>	<b>93.16%</b>	<b>30,660</b>
<b>GREEN</b>										
Green River Trails	118	118	97	162	106	46	107	37,524	87.12%	43,070
McDowell Skilled Nursing Facility	5	0	0	0	0	0	0	0	0.00%	1,825
<b>GREEN County Total:</b>	<b>123</b>	<b>118</b>	<b>97</b>	<b>162</b>	<b>106</b>	<b>46</b>	<b>107</b>	<b>37,524</b>	<b>83.58%</b>	<b>44,895</b>
<b>MCCREARY</b>										
Signature Healthcare of McCreary County Rehab	60	60	51	172	156	10	57	19,315	88.20%	21,900
<b>MCCREARY County Total:</b>	<b>60</b>	<b>60</b>	<b>51</b>	<b>172</b>	<b>156</b>	<b>10</b>	<b>57</b>	<b>19,315</b>	<b>88.20%</b>	<b>21,900</b>
<b>PULASKI</b>										
Cumberland Nursing and Rehabilitation Center	93	93	90	106	85	25	86	32,449	95.59%	33,945
Lake Cumberland Regional Hospital SCU	12	12	8	214	210	2	10	3,373	77.01%	4,380
Somerset Nursing and Rehabilitation Facility	123	123	119	211	175	39	116	43,143	96.10%	44,895
Somerwoods Rehabilitation and Healthcare Center	166	166	112	146	130	24	104	39,448	65.11%	60,590
<b>PULASKI County Total:</b>	<b>394</b>	<b>394</b>	<b>329</b>	<b>677</b>	<b>600</b>	<b>90</b>	<b>316</b>	<b>118,413</b>	<b>82.34%</b>	<b>143,810</b>
<b>RUSSELL</b>										
Fair Oaks Health Systems	114	114	97	106	72	33	98	36,408	87.50%	41,610
<b>RUSSELL County Total:</b>	<b>114</b>	<b>114</b>	<b>97</b>	<b>106</b>	<b>72</b>	<b>33</b>	<b>98</b>	<b>36,408</b>	<b>87.50%</b>	<b>41,610</b>
<b>TAYLOR</b>										
Campbellsville Nursing and Rehabilitation	67	67	57	128	97	28	60	22,261	91.03%	24,455

**2025 ANNUAL KENTUCKY LONG TERM CARE UTILIZATION AND SERVICE REPORT**

**Table 1 - Census Data- Nursing Facility Beds**

<b>ADD / Facility</b>	<b>Licensed Beds</b>	<b>Beds In Operation</b>	<b>Beginning Census</b>	<b>Admissions</b>	<b>Discharges</b>	<b>Deaths</b>	<b>Ending Census</b>	<b>Total Patient Days</b>	<b>Occupancy Percentage</b>	<b>Potential Patient Days</b>
Grandview Nursing and Rehabilitation Facility	81	81	77	140	120	22	75	28,587	96.69%	29,565
<b>TAYLOR County Total:</b>	<b>148</b>	<b>148</b>	<b>134</b>	<b>268</b>	<b>217</b>	<b>50</b>	<b>135</b>	<b>50,848</b>	<b>94.13%</b>	<b>54,020</b>
<b>WAYNE</b>										
Mountain Ridge Health and Rehabilitation	59	59	54	33	16	17	56	20,769	96.44%	21,535
<b>WAYNE County Total:</b>	<b>59</b>	<b>59</b>	<b>54</b>	<b>33</b>	<b>16</b>	<b>17</b>	<b>56</b>	<b>20,769</b>	<b>96.44%</b>	<b>21,535</b>
<b>ADD: 14 Total</b>	<b>1,235</b>	<b>1,228</b>	<b>1,041</b>	<b>2,087</b>	<b>1,721</b>	<b>333</b>	<b>1,076</b>	<b>390,605</b>	<b>86.65%</b>	<b>450,775</b>
<b>ADD:15</b>										
<b>ANDERSON</b>										
Signature Healthcare at Heritage Hall Rehab	94	94	86	311	283	29	85	30,533	88.99%	34,310
<b>ANDERSON County Total:</b>	<b>94</b>	<b>94</b>	<b>86</b>	<b>311</b>	<b>283</b>	<b>29</b>	<b>85</b>	<b>30,533</b>	<b>88.99%</b>	<b>34,310</b>
<b>BOURBON</b>										
Bourbon Heights	99	99	76	129	92	31	82	29,003	80.26%	36,135
<b>BOURBON County Total:</b>	<b>99</b>	<b>99</b>	<b>76</b>	<b>129</b>	<b>92</b>	<b>31</b>	<b>82</b>	<b>29,003</b>	<b>80.26%</b>	<b>36,135</b>
<b>BOYLE</b>										
Danville Center for Health	106	95	85	203	171	27	90	32,037	82.80%	38,690
Henson Park Health and Rehabilitation	90	90	75	104	71	32	76	28,215	85.89%	32,850
<b>BOYLE County Total:</b>	<b>196</b>	<b>185</b>	<b>160</b>	<b>307</b>	<b>242</b>	<b>59</b>	<b>166</b>	<b>60,252</b>	<b>84.22%</b>	<b>71,540</b>
<b>CLARK</b>										
Clark Regional Medical Center Transitional Care Unit	25	0	0	0	0	0	0	0	0.00%	9,125
Fountain Circle Care and Rehab Center	179	179	134	449	402	44	137	48,111	73.64%	65,335
<b>CLARK County Total:</b>	<b>204</b>	<b>179</b>	<b>134</b>	<b>449</b>	<b>402</b>	<b>44</b>	<b>137</b>	<b>48,111</b>	<b>64.61%</b>	<b>74,460</b>

**2025 ANNUAL KENTUCKY LONG TERM CARE UTILIZATION AND SERVICE REPORT**

**Table 1 - Census Data- Nursing Facility Beds**

<b>ADD / Facility</b>	<b>Licensed Beds</b>	<b>Beds In Operation</b>	<b>Beginning Census</b>	<b>Admissions</b>	<b>Discharges</b>	<b>Deaths</b>	<b>Ending Census</b>	<b>Total Patient Days</b>	<b>Occupancy Percentage</b>	<b>Potential Patient Days</b>
<b>ESTILL</b>										
Irvine Nursing and Rehabilitation	86	86	84	172	148	29	79	29,720	94.68%	31,390
<b>ESTILL County Total:</b>	<b>86</b>	<b>86</b>	<b>84</b>	<b>172</b>	<b>148</b>	<b>29</b>	<b>79</b>	<b>29,720</b>	<b>94.68%</b>	<b>31,390</b>
<b>FAYETTE</b>										
Bluegrass Care and Rehabilitation Center	124	118	107	596	560	29	114	40,938	90.45%	45,260
Cambridge Nursing and Rehabilitation Center	108	108	99	74	47	20	106	38,556	97.81%	39,420
Cardinal Hill Rehab Unit	74	36	33	793	825	1	0	11,462	42.44%	27,010
Hartland Park Health and Rehabilitation	150	150	138	141	108	33	138	50,735	92.67%	54,750
Homestead Post Acute	136	136	126	261	214	41	132	46,596	93.87%	49,640
Lexington Country Place	111	94	84	190	135	51	88	30,704	75.78%	40,515
Lexington Premier Nursing and Rehab, LLC	120	120	106	195	150	39	112	41,175	94.01%	43,800
Mayfair Manor	98	98	85	539	485	49	90	30,561	85.44%	35,770
Pine Meadows Post Acute	120	120	114	128	103	23	116	42,180	96.30%	43,800
Sayre Christian Village Nursing Home	153	153	144	178	136	50	136	55,845	100.00%	55,845
Signature Healthcare at Tanbark Rehab	34	0	0	0	0	0	0	0	0.00%	12,410
The Willows at Citation	52	52	46	322	304	16	48	17,520	92.31%	18,980
The Willows at Fritz Farm	54	54	47	323	299	20	51	18,203	92.35%	19,710
The Willows at Hamburg	54	54	47	260	246	12	49	18,206	92.37%	19,710
<b>FAYETTE County Total:</b>	<b>1,388</b>	<b>1,293</b>	<b>1,176</b>	<b>4,000</b>	<b>3,612</b>	<b>384</b>	<b>1,180</b>	<b>442,681</b>	<b>87.38%</b>	<b>506,620</b>
<b>FRANKLIN</b>										
Bradford Square Center	100	100	0	0	0	0	0	0	0.00%	36,500
Frankfort Trails	100	100	75	228	213	3	87	31,993	87.65%	36,500
<b>FRANKLIN County Total:</b>	<b>200</b>	<b>200</b>	<b>75</b>	<b>228</b>	<b>213</b>	<b>3</b>	<b>87</b>	<b>31,993</b>	<b>43.83%</b>	<b>73,000</b>

**2025 ANNUAL KENTUCKY LONG TERM CARE UTILIZATION AND SERVICE REPORT**

**Table 1 - Census Data- Nursing Facility Beds**

<b>ADD / Facility</b>	<b>Licensed Beds</b>	<b>Beds In Operation</b>	<b>Beginning Census</b>	<b>Admissions</b>	<b>Discharges</b>	<b>Deaths</b>	<b>Ending Census</b>	<b>Total Patient Days</b>	<b>Occupancy Percentage</b>	<b>Potential Patient Days</b>
<b>GARRARD</b>										
Landmark of Lancaster Rehabilitation and Nursing	96	96	89	79	59	17	92	33,314	95.07%	35,040
<b>GARRARD County Total:</b>	<b>96</b>	<b>96</b>	<b>89</b>	<b>79</b>	<b>59</b>	<b>17</b>	<b>92</b>	<b>33,314</b>	<b>95.07%</b>	<b>35,040</b>
<b>HARRISON</b>										
Cedar Ridge Health Campus	48	48	43	182	148	32	45	16,476	94.04%	17,520
Edgemont Healthcare	68	68	64	51	31	18	66	24,039	96.85%	24,820
Harrison Nursing and Rehabilitation Center	54	54	51	50	27	24	50	17,968	91.16%	19,710
<b>HARRISON County Total:</b>	<b>170</b>	<b>170</b>	<b>158</b>	<b>283</b>	<b>206</b>	<b>74</b>	<b>161</b>	<b>58,483</b>	<b>94.25%</b>	<b>62,050</b>
<b>JESSAMINE</b>										
Nicholasville Nursing and Rehabilitation	73	73	61	128	110	11	68	24,359	91.42%	26,645
Thomson Hood Veterans Center	285	285	142	65	10	55	142	51,591	49.59%	104,025
<b>JESSAMINE County Total:</b>	<b>358</b>	<b>358</b>	<b>203</b>	<b>193</b>	<b>120</b>	<b>66</b>	<b>210</b>	<b>75,950</b>	<b>58.12%</b>	<b>130,670</b>
<b>LINCOLN</b>										
Stanford Crossing	128	128	106	194	144	39	117	42,746	91.49%	46,720
<b>LINCOLN County Total:</b>	<b>128</b>	<b>128</b>	<b>106</b>	<b>194</b>	<b>144</b>	<b>39</b>	<b>117</b>	<b>42,746</b>	<b>91.49%</b>	<b>46,720</b>
<b>MADISON</b>										
Berea Health and Rehabilitation	84	84	72	159	126	24	81	28,604	93.29%	30,660
Kenwood Health and Rehabilitation Center	93	93	89	243	221	22	89	32,095	94.55%	33,945
Madison Health and Rehabilitation Center	92	92	88	131	123	14	82	31,692	94.38%	33,580
Telford Terrace	25	25	20	73	66	7	20	7,532	82.54%	9,125
The Terrace Nursing and Rehabilitation	102	102	92	244	200	37	99	35,348	94.94%	37,230
<b>MADISON County Total:</b>	<b>396</b>	<b>396</b>	<b>361</b>	<b>850</b>	<b>736</b>	<b>104</b>	<b>371</b>	<b>135,271</b>	<b>93.59%</b>	<b>144,540</b>
<b>MERCER</b>										
Harrodsburg Health and Rehab Ctr.	112	104	91	183	142	34	98	33,980	83.12%	40,880

**2025 ANNUAL KENTUCKY LONG TERM CARE UTILIZATION AND SERVICE REPORT**

**Table 1 - Census Data- Nursing Facility Beds**

<b>ADD / Facility</b>	<b>Licensed Beds</b>	<b>Beds In Operation</b>	<b>Beginning Census</b>	<b>Admissions</b>	<b>Discharges</b>	<b>Deaths</b>	<b>Ending Census</b>	<b>Total Patient Days</b>	<b>Occupancy Percentage</b>	<b>Potential Patient Days</b>
The Willows at Harrodsburg	36	36	36	155	133	22	36	13,140	100.00%	13,140
<b>MERCER County Total:</b>	<b>148</b>	<b>140</b>	<b>127</b>	<b>338</b>	<b>275</b>	<b>56</b>	<b>134</b>	<b>47,120</b>	<b>87.23%</b>	<b>54,020</b>
<b>NICHOLAS</b>										
Willowbrook Healthcare	104	71	0	57	11	5	40	4,374	11.52%	37,960
<b>NICHOLAS County Total:</b>	<b>104</b>	<b>71</b>	<b>0</b>	<b>57</b>	<b>11</b>	<b>5</b>	<b>40</b>	<b>4,374</b>	<b>11.52%</b>	<b>37,960</b>
<b>POWELL</b>										
Stanton Nursing and Rehabilitation Center	81	81	68	125	92	26	75	27,522	93.09%	29,565
<b>POWELL County Total:</b>	<b>81</b>	<b>81</b>	<b>68</b>	<b>125</b>	<b>92</b>	<b>26</b>	<b>75</b>	<b>27,522</b>	<b>93.09%</b>	<b>29,565</b>
<b>SCOTT</b>										
Dover Nursing and Rehabilitation	85	85	74	102	56	43	77	28,390	91.51%	31,025
Signature Healthcare of Georgetown	65	65	63	312	293	17	65	22,730	95.81%	23,725
<b>SCOTT County Total:</b>	<b>150</b>	<b>150</b>	<b>137</b>	<b>414</b>	<b>349</b>	<b>60</b>	<b>142</b>	<b>51,120</b>	<b>93.37%</b>	<b>54,750</b>
<b>WOODFORD</b>										
The Homeplace at Midway	23	23	23	46	29	17	23	6,609	78.73%	8,395
<b>WOODFORD County Total:</b>	<b>23</b>	<b>23</b>	<b>23</b>	<b>46</b>	<b>29</b>	<b>17</b>	<b>23</b>	<b>6,609</b>	<b>78.73%</b>	<b>8,395</b>
<b>ADD: 15 Total</b>	<b>3,921</b>	<b>3,749</b>	<b>3,063</b>	<b>8,175</b>	<b>7,013</b>	<b>1,043</b>	<b>3,181</b>	<b>1,154,802</b>	<b>80.69%</b>	<b>1,431,165</b>
<b>Statewide Total</b>	<b>26,750</b>	<b>24,973</b>	<b>21,116</b>	<b>48,473</b>	<b>41,338</b>	<b>6,798</b>	<b>21,478</b>	<b>7,809,496</b>	<b>79.98%</b>	<b>9,763,750</b>

**Table 1A - Census Data- Nursing Facility Beds 2025**

<b>ADD / Facility</b>	<b>Number of Licensed Beds</b>	<b>Beds In Operation</b>	<b>Beginning Census</b>	<b>Admissions</b>	<b>Discharges</b>	<b>Deaths</b>	<b>Ending Census</b>	<b>Total Patient Days</b>	<b>Occupancy Percentage</b>
PURCHASE	1,654	1,469	1,225	2,612	2,142	453	1,242	453,395	75.10%
PENNYRILE	1,820	1,700	1,318	2,199	1,709	478	1,326	478,974	72.10%
GREEN RIVER	1,429	1,412	1,121	2,158	1,766	362	1,151	422,048	80.92%
BARREN RIVER	1,875	1,872	1,573	3,433	2,842	548	1,616	564,626	82.50%
LINCOLN TRAIL	1,467	1,301	1,196	2,790	2,376	411	1,199	434,488	81.14%
KIPDA	5,628	4,760	4,069	12,279	11,049	1,222	4,106	1,498,114	72.93%
NORTHERN KY	2,198	2,180	1,950	5,390	4,640	737	1,962	718,123	89.51%
BUFFALO TRACE	408	408	374	635	544	104	361	135,074	90.70%
GATEWAY	458	447	402	761	640	122	401	147,654	88.33%
FIVCO	897	877	806	1,802	1,593	210	805	297,383	90.83%
BIG SANDY	1,012	866	722	1,371	1,182	176	735	271,810	73.59%
KY RIVER	1,068	1,054	878	900	694	176	908	333,600	85.58%
CUMBERLAND VALLEY	1,680	1,650	1,378	1,881	1,427	423	1,409	508,800	82.97%
LAKE CUMBERLAND	1,235	1,228	1,041	2,087	1,721	333	1,076	390,605	86.65%
BLUEGRASS	3,921	3,749	3,063	8,175	7,013	1,043	3,181	1,154,802	80.69%
<b>Statewide Total</b>	<b>26,750</b>	<b>24,973</b>	<b>21,116</b>	<b>48,473</b>	<b>41,338</b>	<b>6,798</b>	<b>21,478</b>	<b>7,809,496</b>	<b>79.98%</b>

## 2025 ANNUAL KENTUCKY LONG TERM CARE UTILIZATION AND SERVICE REPORT

### Table 2 - Census Data- Personal Care Beds

ADD / Facility	Licensed Beds	Beds In Operation	Beginning Census	Admissions	Discharges	Deaths	Ending Census	Total Patient Days	Occupancy Percentage	Potential Patient Days
<b>ADD:1</b>										
<b>CARLISLE</b>										
Countryside Center	8	8	8	2	2	1	7	2,742	93.90%	2,920
<b>CARLISLE County Total:</b>	<b>8</b>	<b>8</b>	<b>8</b>	<b>2</b>	<b>2</b>	<b>1</b>	<b>7</b>	<b>2,742</b>	<b>93.90%</b>	<b>2,920</b>
<b>GRAVES</b>										
Fern Terrace of Mayfield	140	136	129	50	51	2	126	46,319	90.64%	51,100
<b>GRAVES County Total:</b>	<b>140</b>	<b>136</b>	<b>129</b>	<b>50</b>	<b>51</b>	<b>2</b>	<b>126</b>	<b>46,319</b>	<b>90.64%</b>	<b>51,100</b>
<b>HICKMAN</b>										
Clinton Hickman County Nursing Facility	10	10	3	4	3	0	4	1,548	42.41%	3,650
Clinton Place	10	10	10	4	3	1	10	3,515	96.30%	3,650
<b>HICKMAN County Total:</b>	<b>20</b>	<b>20</b>	<b>13</b>	<b>8</b>	<b>6</b>	<b>1</b>	<b>14</b>	<b>5,063</b>	<b>69.36%</b>	<b>7,300</b>
<b>ADD: 1 Total</b>	<b>168</b>	<b>164</b>	<b>150</b>	<b>60</b>	<b>59</b>	<b>4</b>	<b>147</b>	<b>54,124</b>	<b>88.26%</b>	<b>61,320</b>
<b>ADD:2</b>										
<b>CALDWELL</b>										
Highland Homes I LLC	100	100	43	18	16	2	43	15,695	43.00%	36,500
<b>CALDWELL County Total:</b>	<b>100</b>	<b>100</b>	<b>43</b>	<b>18</b>	<b>16</b>	<b>2</b>	<b>43</b>	<b>15,695</b>	<b>43.00%</b>	<b>36,500</b>
<b>CHRISTIAN</b>										
Christian County Manor I LLC	78	78	46	44	49	0	41	10,691	37.55%	28,470
Christian Health Center, Hopkinsville	2	2	1	1	0	0	2	419	57.40%	730
Pennyryle I LLC	94	94	94	0	0	0	94	34,310	100.00%	34,310
<b>CHRISTIAN County Total:</b>	<b>174</b>	<b>174</b>	<b>141</b>	<b>45</b>	<b>49</b>	<b>0</b>	<b>137</b>	<b>45,420</b>	<b>71.52%</b>	<b>63,510</b>
<b>CRITTENDEN</b>										
Crittenden County Health and Rehabilitation Center	4	4	0	0	0	0	0	0	0.00%	1,460
<b>CRITTENDEN County Total:</b>	<b>4</b>	<b>4</b>	<b>0</b>	<b>0</b>	<b>0</b>	<b>0</b>	<b>0</b>	<b>0</b>	<b>0.00%</b>	<b>1,460</b>

## 2025 ANNUAL KENTUCKY LONG TERM CARE UTILIZATION AND SERVICE REPORT

### Table 2 - Census Data- Personal Care Beds

ADD / Facility	Licensed Beds	Beds In Operation	Beginning Census	Admissions	Discharges	Deaths	Ending Census	Total Patient Days	Occupancy Percentage	Potential Patient Days
<b>HOPKINS</b>										
Madisonville Rest Home I LLC	58	58	51	0	1	0	50	365	1.72%	21,170
The Homestead	64	64	52	23	33	0	42	18,809	80.52%	23,360
<b>HOPKINS County Total:</b>	<b>122</b>	<b>122</b>	<b>103</b>	<b>23</b>	<b>34</b>	<b>0</b>	<b>92</b>	<b>19,174</b>	<b>43.06%</b>	<b>44,530</b>
<b>MUHLENBERG</b>										
Greenville Nursing and Rehabilitation	14	14	0	0	0	0	0	0	0.00%	5,110
Sparks Nursing Center	88	88	74	40	38	0	76	27,696	86.23%	32,120
<b>MUHLENBERG County Total:</b>	<b>102</b>	<b>102</b>	<b>74</b>	<b>40</b>	<b>38</b>	<b>0</b>	<b>76</b>	<b>27,696</b>	<b>74.39%</b>	<b>37,230</b>
<b>TRIGG</b>										
Better Senior Living I, LLC	68	68	54	30	27	2	55	24,820	100.00%	24,820
<b>TRIGG County Total:</b>	<b>68</b>	<b>68</b>	<b>54</b>	<b>30</b>	<b>27</b>	<b>2</b>	<b>55</b>	<b>24,820</b>	<b>100.00%</b>	<b>24,820</b>
<b>ADD: 2 Total</b>	<b>570</b>	<b>570</b>	<b>415</b>	<b>156</b>	<b>164</b>	<b>4</b>	<b>403</b>	<b>132,805</b>	<b>63.83%</b>	<b>208,050</b>
<b>ADD:3</b>										
<b>DAVIESS</b>										
Carmel Home	79	79	78	28	26	8	72	26,164	90.74%	28,835
Chautauqua Health and Rehab	39	18	10	14	11	0	13	4,745	33.33%	14,235
Davco Rest Home	92	92	86	14	23	1	76	29,992	89.32%	33,580
Fern Terrace of Owensboro, LLC	68	68	56	20	19	1	56	20,067	80.85%	24,820
Rosedale Rest Home	50	0	0	0	0	0	0	0	0.00%	18,250
<b>DAVIESS County Total:</b>	<b>328</b>	<b>257</b>	<b>230</b>	<b>76</b>	<b>79</b>	<b>10</b>	<b>217</b>	<b>80,968</b>	<b>67.63%</b>	<b>119,720</b>
<b>HANCOCK</b>										
Lewisport Rest Home I LLC	56	56	56	14	17	0	53	19,345	94.64%	20,440
<b>HANCOCK County Total:</b>	<b>56</b>	<b>56</b>	<b>56</b>	<b>14</b>	<b>17</b>	<b>0</b>	<b>53</b>	<b>19,345</b>	<b>94.64%</b>	<b>20,440</b>

## 2025 ANNUAL KENTUCKY LONG TERM CARE UTILIZATION AND SERVICE REPORT

### Table 2 - Census Data- Personal Care Beds

ADD / Facility	Licensed Beds	Beds In Operation	Beginning Census	Admissions	Discharges	Deaths	Ending Census	Total Patient Days	Occupancy Percentage	Potential Patient Days
<b>HENDERSON</b>										
Henderson Manor	64	47	39	10	5	0	44	16,060	68.75%	23,360
<b>HENDERSON County Total:</b>	<b>64</b>	<b>47</b>	<b>39</b>	<b>10</b>	<b>5</b>	<b>0</b>	<b>44</b>	<b>16,060</b>	<b>68.75%</b>	<b>23,360</b>
<b>OHIO</b>										
Beaver Dam Nursing and Rehab Center	13	13	6	2	2	0	6	1,616	34.06%	4,745
<b>OHIO County Total:</b>	<b>13</b>	<b>13</b>	<b>6</b>	<b>2</b>	<b>2</b>	<b>0</b>	<b>6</b>	<b>1,616</b>	<b>34.06%</b>	<b>4,745</b>
<b>ADD: 3 Total</b>	<b>461</b>	<b>373</b>	<b>331</b>	<b>102</b>	<b>103</b>	<b>10</b>	<b>320</b>	<b>117,989</b>	<b>70.12%</b>	<b>168,265</b>
<b>ADD:4</b>										
<b>ALLEN</b>										
Cornerstone Manor	36	36	30	8	4	2	32	11,680	88.89%	13,140
Scottsville Manor	40	40	29	21	12	0	38	12,092	82.82%	14,600
<b>ALLEN County Total:</b>	<b>76</b>	<b>76</b>	<b>59</b>	<b>29</b>	<b>16</b>	<b>2</b>	<b>70</b>	<b>23,772</b>	<b>85.70%</b>	<b>27,740</b>
<b>BARREN</b>										
NHC HealthCare, Glasgow	12	0	0	0	0	0	0	0	0.00%	4,380
<b>BARREN County Total:</b>	<b>12</b>	<b>0</b>	<b>0</b>	<b>0</b>	<b>0</b>	<b>0</b>	<b>0</b>	<b>0</b>	<b>0.00%</b>	<b>4,380</b>
<b>METCALFE</b>										
Harpers Home for the Aged	27	27	13	7	3	1	16	5,840	59.26%	9,855
Metcalfe Health Care Center	13	12	6	0	3	1	2	1,333	28.09%	4,745
<b>METCALFE County Total:</b>	<b>40</b>	<b>39</b>	<b>19</b>	<b>7</b>	<b>6</b>	<b>2</b>	<b>18</b>	<b>7,173</b>	<b>49.13%</b>	<b>14,600</b>
<b>WARREN</b>										
Christian Health Center of Bowling Green	54	0	0	0	0	0	0	0	0.00%	19,710
Fern Terrace of Bowling Green	114	0	0	0	0	0	0	0	0.00%	41,610
<b>WARREN County Total:</b>	<b>168</b>	<b>0</b>	<b>0</b>	<b>0</b>	<b>0</b>	<b>0</b>	<b>0</b>	<b>0</b>	<b>0.00%</b>	<b>61,320</b>
<b>ADD: 4 Total</b>	<b>296</b>	<b>115</b>	<b>78</b>	<b>36</b>	<b>22</b>	<b>4</b>	<b>88</b>	<b>30,945</b>	<b>28.64%</b>	<b>108,040</b>

## 2025 ANNUAL KENTUCKY LONG TERM CARE UTILIZATION AND SERVICE REPORT

### Table 2 - Census Data- Personal Care Beds

ADD / Facility	Licensed Beds	Beds In Operation	Beginning Census	Admissions	Discharges	Deaths	Ending Census	Total Patient Days	Occupancy Percentage	Potential Patient Days
<b>ADD:5</b>										
<b>HARDIN</b>										
Helmwood Healthcare Ctr. and Elizabeth Sanford Swope Personal Care	17	17	10	5	7	0	8	3,285	52.94%	6,205
Peridot Senior Living	24	22	19	12	0	9	22	365	4.17%	8,760
Signature Healthcare at North Hardin Rehab	16	16	0	0	0	0	0	0	0.00%	5,840
<b>HARDIN County Total:</b>	<b>57</b>	<b>55</b>	<b>29</b>	<b>17</b>	<b>7</b>	<b>9</b>	<b>30</b>	<b>3,650</b>	<b>17.54%</b>	<b>20,805</b>
<b>MARION</b>										
Loretto Living Ctr. at Loretto Motherhouse Infirmary, Inc.	8	8	6	4	3	0	7	2,338	80.07%	2,920
Village of Lebanon	10	0	0	0	0	0	0	0	0.00%	3,650
<b>MARION County Total:</b>	<b>18</b>	<b>8</b>	<b>6</b>	<b>4</b>	<b>3</b>	<b>0</b>	<b>7</b>	<b>2,338</b>	<b>35.59%</b>	<b>6,570</b>
<b>WASHINGTON</b>										
Sansbury Care Center	11	11	5	1	2	0	4	1,512	37.66%	4,015
<b>WASHINGTON County Total:</b>	<b>11</b>	<b>11</b>	<b>5</b>	<b>1</b>	<b>2</b>	<b>0</b>	<b>4</b>	<b>1,512</b>	<b>37.66%</b>	<b>4,015</b>
<b>ADD: 5 Total</b>	<b>86</b>	<b>74</b>	<b>40</b>	<b>22</b>	<b>12</b>	<b>9</b>	<b>41</b>	<b>7,500</b>	<b>23.89%</b>	<b>31,390</b>
<b>ADD:6</b>										
<b>BULLITT</b>										
Colonial House of Shepherdsville	62	62	61	4	4	1	60	21,900	96.77%	22,630
<b>BULLITT County Total:</b>	<b>62</b>	<b>62</b>	<b>61</b>	<b>4</b>	<b>4</b>	<b>1</b>	<b>60</b>	<b>21,900</b>	<b>96.77%</b>	<b>22,630</b>
<b>JEFFERSON</b>										
Barton House of Louisville 1	20	20	18	11	3	9	17	6,264	85.81%	7,300
Crescent Grove Memory and Personal Care Community and Sam Swope Center	101	81	74	27	44	1	56	23,810	64.59%	36,865
Eastern Star Home in KY	24	24	7	4	4	2	5	1,504	17.17%	8,760
Glen Ridge Health Campus	26	26	19	31	27	2	21	7,275	76.66%	9,490

## 2025 ANNUAL KENTUCKY LONG TERM CARE UTILIZATION AND SERVICE REPORT

### Table 2 - Census Data- Personal Care Beds

ADD / Facility	Licensed Beds	Beds In Operation	Beginning Census	Admissions	Discharges	Deaths	Ending Census	Total Patient Days	Occupancy Percentage	Potential Patient Days
Hallmark House Louisville II	32	32	27	7	6	9	19	11,680	100.00%	11,680
Little Sisters of the Poor	15	15	7	3	1	0	9	3,423	62.52%	5,475
Louisville Protestant Altenheim	30	30	9	12	6	3	12	3,825	34.93%	10,950
Nazareth Home	50	50	42	33	25	4	46	15,834	86.76%	18,250
Nazareth Home Clifton	31	0	0	0	0	0	0	0	0.00%	11,315
The Pinnacle of Louisville	64	64	39	42	10	25	46	17,520	75.00%	23,360
The Springs at Stony Brook	41	41	27	29	29	3	24	9,850	65.82%	14,965
Treyton Oaks Towers	53	53	48	18	20	2	44	16,585	85.73%	19,345
Wesley Manor	39	28	27	25	14	14	23	8,564	60.16%	14,235
<b>JEFFERSON County Total:</b>	<b>526</b>	<b>464</b>	<b>344</b>	<b>242</b>	<b>189</b>	<b>74</b>	<b>322</b>	<b>126,134</b>	<b>65.70%</b>	<b>191,990</b>
<b>SHELBY</b>										
Colonial Manor	57	47	57	0	10	3	34	81	0.39%	20,805
Maple Grove Senior Living LLC	76	28	20	7	4	0	23	7,717	27.82%	27,740
<b>SHELBY County Total:</b>	<b>133</b>	<b>75</b>	<b>77</b>	<b>7</b>	<b>14</b>	<b>3</b>	<b>57</b>	<b>7,798</b>	<b>16.06%</b>	<b>48,545</b>
<b>ADD: 6 Total</b>	<b>721</b>	<b>601</b>	<b>482</b>	<b>253</b>	<b>207</b>	<b>78</b>	<b>439</b>	<b>155,832</b>	<b>59.21%</b>	<b>263,165</b>
<b>ADD:7</b>										
<b>CAMPBELL</b>										
Carmel Manor	80	15	12	0	1	0	11	4,015	13.75%	29,200
<b>CAMPBELL County Total:</b>	<b>80</b>	<b>15</b>	<b>12</b>	<b>0</b>	<b>1</b>	<b>0</b>	<b>11</b>	<b>4,015</b>	<b>13.75%</b>	<b>29,200</b>
<b>CARROLL</b>										
Carrollton Manor	32	32	32	5	5	0	32	11,635	99.61%	11,680
Valley Haven Rest Home	45	45	44	12	10	4	42	16,277	99.10%	16,425
<b>CARROLL County Total:</b>	<b>77</b>	<b>77</b>	<b>76</b>	<b>17</b>	<b>15</b>	<b>4</b>	<b>74</b>	<b>27,912</b>	<b>99.31%</b>	<b>28,105</b>
<b>KENTON</b>										
Ivy Knoll	45	45	35	19	23	4	27	11,315	68.89%	16,425
Regency Manor	59	59	44	0	14	0	30	10,680	49.59%	21,535

## 2025 ANNUAL KENTUCKY LONG TERM CARE UTILIZATION AND SERVICE REPORT

### Table 2 - Census Data- Personal Care Beds

ADD / Facility	Licensed Beds	Beds In Operation	Beginning Census	Admissions	Discharges	Deaths	Ending Census	Total Patient Days	Occupancy Percentage	Potential Patient Days
Regency Manor North	30	0	0	0	0	0	0	0	0.00%	10,950
<b>KENTON County Total:</b>	<b>134</b>	<b>104</b>	<b>79</b>	<b>19</b>	<b>37</b>	<b>4</b>	<b>57</b>	<b>21,995</b>	<b>44.97%</b>	<b>48,910</b>
PENDLETON										
Falmouth Personal Care Home	27	27	27	6	6	0	27	9,855	100.00%	9,855
The Front Gate	19	19	19	10	10	0	19	6,698	96.58%	6,935
<b>PENDLETON County Total:</b>	<b>46</b>	<b>46</b>	<b>46</b>	<b>16</b>	<b>16</b>	<b>0</b>	<b>46</b>	<b>16,553</b>	<b>98.59%</b>	<b>16,790</b>
<b>ADD: 7 Total</b>	<b>337</b>	<b>242</b>	<b>213</b>	<b>52</b>	<b>69</b>	<b>8</b>	<b>188</b>	<b>70,475</b>	<b>57.29%</b>	<b>123,005</b>
ADD:9										
MENIFEE										
Menifee Meadows Nursing and Rehab LLC	8	8	3	0	0	0	3	642	21.99%	2,920
<b>MENIFEE County Total:</b>	<b>8</b>	<b>8</b>	<b>3</b>	<b>0</b>	<b>0</b>	<b>0</b>	<b>3</b>	<b>642</b>	<b>21.99%</b>	<b>2,920</b>
MONTGOMERY										
Mt. Sterling Personal Care, LLC	26	26	18	22	21	0	19	7,630	80.40%	9,490
<b>MONTGOMERY County Total:</b>	<b>26</b>	<b>26</b>	<b>18</b>	<b>22</b>	<b>21</b>	<b>0</b>	<b>19</b>	<b>7,630</b>	<b>80.40%</b>	<b>9,490</b>
MORGAN										
West Liberty Nursing and Rehabilitation Center	2	2	0	0	0	0	0	0	0.00%	730
<b>MORGAN County Total:</b>	<b>2</b>	<b>2</b>	<b>0</b>	<b>0</b>	<b>0</b>	<b>0</b>	<b>0</b>	<b>0</b>	<b>0.00%</b>	<b>730</b>
<b>ADD: 9 Total</b>	<b>36</b>	<b>36</b>	<b>21</b>	<b>22</b>	<b>21</b>	<b>0</b>	<b>22</b>	<b>8,272</b>	<b>62.95%</b>	<b>13,140</b>
ADD:10										
BOYD										
Genesis Health of Ashland	22	22	27	6	6	0	27	8,030	100.00%	8,030
Genesis II Health	22	22	22	8	5	0	25	7,665	95.45%	8,030

## 2025 ANNUAL KENTUCKY LONG TERM CARE UTILIZATION AND SERVICE REPORT

### Table 2 - Census Data- Personal Care Beds

ADD / Facility	Licensed Beds	Beds In Operation	Beginning Census	Admissions	Discharges	Deaths	Ending Census	Total Patient Days	Occupancy Percentage	Potential Patient Days
Kings Daughters and Sons Home	36	36	34	15	15	0	34	12,625	96.08%	13,140
<b>BOYD County Total:</b>	<b>80</b>	<b>80</b>	<b>83</b>	<b>29</b>	<b>26</b>	<b>0</b>	<b>86</b>	<b>28,320</b>	<b>96.99%</b>	<b>29,200</b>
GREENUP										
Frasures Personal Care Home	61	61	51	23	17	3	54	17,793	79.91%	22,265
Trinity Station Retirement Community	30	30	22	30	20	9	23	8,220	75.07%	10,950
<b>GREENUP County Total:</b>	<b>91</b>	<b>91</b>	<b>73</b>	<b>53</b>	<b>37</b>	<b>12</b>	<b>77</b>	<b>26,013</b>	<b>78.32%</b>	<b>33,215</b>
LAWRENCE										
Jordan Rehabilitation and Healthcare Center	6	0	0	0	0	0	0	0	0.00%	2,190
<b>LAWRENCE County Total:</b>	<b>6</b>	<b>0</b>	<b>0</b>	<b>0</b>	<b>0</b>	<b>0</b>	<b>0</b>	<b>0</b>	<b>0.00%</b>	<b>2,190</b>
<b>ADD: 10 Total</b>	<b>177</b>	<b>171</b>	<b>156</b>	<b>82</b>	<b>63</b>	<b>12</b>	<b>163</b>	<b>54,333</b>	<b>84.10%</b>	<b>64,605</b>
ADD:11										
MAGOFFIN										
Salyersville Nursing and Rehabilitation Center	1	0	0	0	0	0	0	0	0.00%	365
<b>MAGOFFIN County Total:</b>	<b>1</b>	<b>0</b>	<b>0</b>	<b>0</b>	<b>0</b>	<b>0</b>	<b>0</b>	<b>0</b>	<b>0.00%</b>	<b>365</b>
PIKE										
Good Shepherd Community Nursing Center	2	0	0	0	0	0	0	0	0.00%	730
<b>PIKE County Total:</b>	<b>2</b>	<b>0</b>	<b>0</b>	<b>0</b>	<b>0</b>	<b>0</b>	<b>0</b>	<b>0</b>	<b>0.00%</b>	<b>730</b>
<b>ADD: 11 Total</b>	<b>3</b>	<b>0</b>	<b>0</b>	<b>0</b>	<b>0</b>	<b>0</b>	<b>0</b>	<b>0</b>	<b>0.00%</b>	<b>1,095</b>

## 2025 ANNUAL KENTUCKY LONG TERM CARE UTILIZATION AND SERVICE REPORT

### Table 2 - Census Data- Personal Care Beds

ADD / Facility	Licensed Beds	Beds In Operation	Beginning Census	Admissions	Discharges	Deaths	Ending Census	Total Patient Days	Occupancy Percentage	Potential Patient Days
<b>ADD:12</b>										
KNOTT										
Golden Years Rest Home	84	84	76	45	38	1	82	29,930	97.62%	30,660
<b>KNOTT County Total:</b>	<b>84</b>	<b>84</b>	<b>76</b>	<b>45</b>	<b>38</b>	<b>1</b>	<b>82</b>	<b>29,930</b>	<b>97.62%</b>	<b>30,660</b>
<b>ADD: 12 Total</b>	<b>84</b>	<b>84</b>	<b>76</b>	<b>45</b>	<b>38</b>	<b>1</b>	<b>82</b>	<b>29,930</b>	<b>97.62%</b>	<b>30,660</b>
<b>ADD:13</b>										
BELL										
Generations Center of Middlesboro	64	64	60	21	22	1	58	23,360	100.00%	23,360
<b>BELL County Total:</b>	<b>64</b>	<b>64</b>	<b>60</b>	<b>21</b>	<b>22</b>	<b>1</b>	<b>58</b>	<b>23,360</b>	<b>100.00%</b>	<b>23,360</b>
HARLAN										
The Laurels	82	80	60	25	16	1	68	29,200	97.56%	29,930
<b>HARLAN County Total:</b>	<b>82</b>	<b>80</b>	<b>60</b>	<b>25</b>	<b>16</b>	<b>1</b>	<b>68</b>	<b>29,200</b>	<b>97.56%</b>	<b>29,930</b>
KNOX										
Christian Health Center - Corbin	2	2	1	0	0	0	1	365	50.00%	730
<b>KNOX County Total:</b>	<b>2</b>	<b>2</b>	<b>1</b>	<b>0</b>	<b>0</b>	<b>0</b>	<b>1</b>	<b>365</b>	<b>50.00%</b>	<b>730</b>
<b>ADD: 13 Total</b>	<b>148</b>	<b>146</b>	<b>121</b>	<b>46</b>	<b>38</b>	<b>2</b>	<b>127</b>	<b>52,925</b>	<b>97.97%</b>	<b>54,020</b>
<b>ADD:14</b>										
MCCREARY										
Cumberland Manor Rest Home I LLC	49	49	42	20	15	1	46	16,425	91.84%	17,885
<b>MCCREARY County Total:</b>	<b>49</b>	<b>49</b>	<b>42</b>	<b>20</b>	<b>15</b>	<b>1</b>	<b>46</b>	<b>16,425</b>	<b>91.84%</b>	<b>17,885</b>
TAYLOR										
Bluegrass Way	24	24	20	11	8	3	0	7,150	81.62%	8,760
<b>TAYLOR County Total:</b>	<b>24</b>	<b>24</b>	<b>20</b>	<b>11</b>	<b>8</b>	<b>3</b>	<b>0</b>	<b>7,150</b>	<b>81.62%</b>	<b>8,760</b>
WAYNE										
Dishman Personal Care Home	49	49	49	31	30	1	49	17,730	99.13%	17,885

## 2025 ANNUAL KENTUCKY LONG TERM CARE UTILIZATION AND SERVICE REPORT

### Table 2 - Census Data- Personal Care Beds

ADD / Facility	Licensed Beds	Beds In Operation	Beginning Census	Admissions	Discharges	Deaths	Ending Census	Total Patient Days	Occupancy Percentage	Potential Patient Days
Mountain Ridge Health and Rehabilitation	1	1	0	0	0	0	0	0	0.00%	365
<b>WAYNE County Total:</b>	<b>50</b>	<b>50</b>	<b>49</b>	<b>31</b>	<b>30</b>	<b>1</b>	<b>49</b>	<b>17,730</b>	<b>97.15%</b>	<b>18,250</b>
<b>ADD: 14 Total</b>	<b>123</b>	<b>123</b>	<b>111</b>	<b>62</b>	<b>53</b>	<b>5</b>	<b>95</b>	<b>41,305</b>	<b>92.00%</b>	<b>44,895</b>
<b>ADD:15</b>										
<b>BOURBON</b>										
Bourbon Heights	10	10	1	3	2	0	2	363	9.95%	3,650
<b>BOURBON County Total:</b>	<b>10</b>	<b>10</b>	<b>1</b>	<b>3</b>	<b>2</b>	<b>0</b>	<b>2</b>	<b>363</b>	<b>9.95%</b>	<b>3,650</b>
<b>ESTILL</b>										
Irvine Nursing and Rehabilitation	2	2	2	0	1	0	1	539	73.84%	730
<b>ESTILL County Total:</b>	<b>2</b>	<b>2</b>	<b>2</b>	<b>0</b>	<b>1</b>	<b>0</b>	<b>1</b>	<b>539</b>	<b>73.84%</b>	<b>730</b>
<b>FAYETTE</b>										
Central Ky Recovery Center Unit 1	16	0	0	0	0	0	0	0	0.00%	5,840
Central KY Recovery Center Unit 2	16	16	12	21	20	0	13	4,768	81.64%	5,840
Richmond Place Senior Living	78	78	76	49	47	7	71	26,042	91.47%	28,470
Signature Healthcare at Tanbark Rehab	62	0	0	0	0	0	0	0	0.00%	22,630
The Willows at Hamburg	39	39	24	30	27	2	25	9,097	63.91%	14,235
<b>FAYETTE County Total:</b>	<b>211</b>	<b>133</b>	<b>112</b>	<b>100</b>	<b>94</b>	<b>9</b>	<b>109</b>	<b>39,907</b>	<b>51.82%</b>	<b>77,015</b>
<b>HARRISON</b>										
Parkside Manor	51	51	47	18	20	0	45	18,615	100.00%	18,615
Shady Lawn	75	75	68	2	12	0	58	21,170	77.33%	27,375
<b>HARRISON County Total:</b>	<b>126</b>	<b>126</b>	<b>115</b>	<b>20</b>	<b>32</b>	<b>0</b>	<b>103</b>	<b>39,785</b>	<b>86.51%</b>	<b>45,990</b>
<b>JESSAMINE</b>										
Rose Terrace, LLC	40	40	36	5	5	0	36	14,060	96.30%	14,600

## 2025 ANNUAL KENTUCKY LONG TERM CARE UTILIZATION AND SERVICE REPORT

### Table 2 - Census Data- Personal Care Beds

ADD / Facility	Licensed Beds	Beds In Operation	Beginning Census	Admissions	Discharges	Deaths	Ending Census	Total Patient Days	Occupancy Percentage	Potential Patient Days
Wesley Village	28	23	23	6	2	5	22	8,212	80.35%	10,220
<b>JESSAMINE County Total:</b>	<b>68</b>	<b>63</b>	<b>59</b>	<b>11</b>	<b>7</b>	<b>5</b>	<b>58</b>	<b>22,272</b>	<b>89.73%</b>	<b>24,820</b>
LINCOLN										
Waynesburg Manor	28	28	28	8	7	1	28	10,180	99.61%	10,220
<b>LINCOLN County Total:</b>	<b>28</b>	<b>28</b>	<b>28</b>	<b>8</b>	<b>7</b>	<b>1</b>	<b>28</b>	<b>10,180</b>	<b>99.61%</b>	<b>10,220</b>
MADISON										
Telford Terrace	14	14	14	6	5	2	13	4,932	96.52%	5,110
<b>MADISON County Total:</b>	<b>14</b>	<b>14</b>	<b>14</b>	<b>6</b>	<b>5</b>	<b>2</b>	<b>13</b>	<b>4,932</b>	<b>96.52%</b>	<b>5,110</b>
MERCER										
The Willows at Harrodsburg	36	36	27	26	24	2	27	13,140	100.00%	13,140
<b>MERCER County Total:</b>	<b>36</b>	<b>36</b>	<b>27</b>	<b>26</b>	<b>24</b>	<b>2</b>	<b>27</b>	<b>13,140</b>	<b>100.00%</b>	<b>13,140</b>
POWELL										
Stanton Nursing and Rehabilitation Center	1	1	1	0	1	0	0	90	24.66%	365
<b>POWELL County Total:</b>	<b>1</b>	<b>1</b>	<b>1</b>	<b>0</b>	<b>1</b>	<b>0</b>	<b>0</b>	<b>90</b>	<b>24.66%</b>	<b>365</b>
WOODFORD										
Taylor Manor Nursing Home	24	8	3	6	4	0	5	1,378	15.73%	8,760
<b>WOODFORD County Total:</b>	<b>24</b>	<b>8</b>	<b>3</b>	<b>6</b>	<b>4</b>	<b>0</b>	<b>5</b>	<b>1,378</b>	<b>15.73%</b>	<b>8,760</b>
<b>ADD: 15 Total</b>	<b>520</b>	<b>421</b>	<b>362</b>	<b>180</b>	<b>177</b>	<b>19</b>	<b>346</b>	<b>132,586</b>	<b>69.86%</b>	<b>189,800</b>
<b>Statewide Total</b>	<b>3,730</b>	<b>3,120</b>	<b>2,556</b>	<b>1,118</b>	<b>1,026</b>	<b>156</b>	<b>2,461</b>	<b>889,021</b>	<b>65.30%</b>	<b>1,361,450</b>

## 2025 ANNUAL KENTUCKY LONG TERM CARE UTILIZATION AND SERVICE REPORT

### Table 2A - Personal Care Bed Resident Census by CMHC Region and Percent of SMI

CMHC Region / County / Facility	Licensed PC Beds	Total PC Residents	Total PC Residents With SMI	Total PC Residents With SMI Receiving State Supp.	Percent of Residents With SMI
Adanta					
MCCREARY					
Cumberland Manor Rest Home I LLC	49	62	62	61	100.00%
<b>MCCREARY County Total:</b>	<b>49</b>	<b>62</b>	<b>62</b>	<b>61</b>	<b>100.00%</b>
TAYLOR					
Bluegrass Way	24	31	0	0	0.00%
<b>TAYLOR County Total:</b>	<b>24</b>	<b>31</b>	<b>0</b>	<b>0</b>	<b>0.00%</b>
WAYNE					
Dishman Personal Care Home	49	80	80	77	100.00%
Mountain Ridge Health and Rehabilitation	1	0	0	0	0.00%
<b>WAYNE County Total:</b>	<b>50</b>	<b>80</b>	<b>80</b>	<b>77</b>	<b>100.00%</b>
<b>Adanta CMHC Total:</b>	<b>123</b>	<b>173</b>	<b>142</b>	<b>138</b>	<b>82.08%</b>
Bluegrass					
BOURBON					
Bourbon Heights	10	4	0	0	0.00%
<b>BOURBON County Total:</b>	<b>10</b>	<b>4</b>	<b>0</b>	<b>0</b>	<b>0.00%</b>
ESTILL					
Irvine Nursing and Rehabilitation	2	2	2	2	100.00%
<b>ESTILL County Total:</b>	<b>2</b>	<b>2</b>	<b>2</b>	<b>2</b>	<b>100.00%</b>

CMHC - Community Mental Health Center

SMI - Serious Mental Illness

State supplementation refers to the payment received from the Department for Community Based Services in accordance with Section 4 of 921 KAR 2:015.

## 2025 ANNUAL KENTUCKY LONG TERM CARE UTILIZATION AND SERVICE REPORT

### Table 2A - Personal Care Bed Resident Census by CMHC Region and Percent of SMI

CMHC Region / County / Facility	Licensed PC Beds	Total PC Residents	Total PC Residents With SMI	Total PC Residents With SMI Receiving State Supp.	Percent of Residents With SMI
<b>FAYETTE</b>					
The Willows at Hamburg	39	54	0	0	0.00%
Central Ky Recovery Center Unit 1	16	0	0	0	0.00%
Central KY Recovery Center Unit 2	16	33	33	22	100.00%
Richmond Place Senior Living	78	125	6	0	4.80%
<b>FAYETTE County Total:</b>	<b>149</b>	<b>212</b>	<b>39</b>	<b>22</b>	<b>18.40%</b>
<b>HARRISON</b>					
Parkside Manor	51	65	65	63	100.00%
Shady Lawn	75	0	0	0	0.00%
<b>HARRISON County Total:</b>	<b>126</b>	<b>65</b>	<b>65</b>	<b>63</b>	<b>100.00%</b>
<b>JESSAMINE</b>					
Rose Terrace, LLC	40	41	41	41	100.00%
Wesley Village	28	29	0	0	0.00%
<b>JESSAMINE County Total:</b>	<b>68</b>	<b>70</b>	<b>41</b>	<b>41</b>	<b>58.57%</b>
<b>LINCOLN</b>					
Waynesburg Manor	28	36	36	35	100.00%
<b>LINCOLN County Total:</b>	<b>28</b>	<b>36</b>	<b>36</b>	<b>35</b>	<b>100.00%</b>

CMHC - Community Mental Health Center

SMI - Serious Mental Illness

State supplementation refers to the payment received from the Department for Community Based Services in accordance with Section 4 of 921 KAR 2:015.

## 2025 ANNUAL KENTUCKY LONG TERM CARE UTILIZATION AND SERVICE REPORT

### Table 2A - Personal Care Bed Resident Census by CMHC Region and Percent of SMI

CMHC Region / County / Facility	Licensed PC Beds	Total PC Residents	Total PC Residents With SMI	Total PC Residents With SMI Receiving State Supp.	Percent of Residents With SMI
<b>MADISON</b>					
Telford Terrace	14	20	0	0	0.00%
<b>MADISON County Total:</b>	<b>14</b>	<b>20</b>	<b>0</b>	<b>0</b>	<b>0.00%</b>
<b>MERCER</b>					
The Willows at Harrodsburg	36	62	0	0	0.00%
<b>MERCER County Total:</b>	<b>36</b>	<b>62</b>	<b>0</b>	<b>0</b>	<b>0.00%</b>
<b>POWELL</b>					
Stanton Nursing and Rehabilitation Center	1	1	0	0	0.00%
<b>POWELL County Total:</b>	<b>1</b>	<b>1</b>	<b>0</b>	<b>0</b>	<b>0.00%</b>
<b>WOODFORD</b>					
Taylor Manor Nursing Home	24	9	0	0	0.00%
<b>WOODFORD County Total:</b>	<b>24</b>	<b>9</b>	<b>0</b>	<b>0</b>	<b>0.00%</b>
<b>Bluegrass CMHC Total:</b>	<b>458</b>	<b>481</b>	<b>183</b>	<b>163</b>	<b>38.05%</b>

### Communicare

<b>HARDIN</b>					
Peridot Senior Living	24	31	0	0	0.00%
Helmwood Healthcare Ctr. and Elizabeth Sanford Swope Personal Care	17	15	0	0	0.00%

CMHC - Community Mental Health Center

SMI - Serious Mental Illness

State supplementation refers to the payment received from the Department for Community Based Services in accordance with Section 4 of 921 KAR 2:015.

## 2025 ANNUAL KENTUCKY LONG TERM CARE UTILIZATION AND SERVICE REPORT

### Table 2A - Personal Care Bed Resident Census by CMHC Region and Percent of SMI

CMHC Region / County / Facility	Licensed PC Beds	Total PC Residents	Total PC Residents With SMI	Total PC Residents With SMI Receiving State Supp.	Percent of Residents With SMI
Signature Healthcare at North Hardin Rehab	16	0	0	0	0.00%
<b>HARDIN County Total:</b>	<b>57</b>	<b>46</b>	<b>0</b>	<b>0</b>	<b>0.00%</b>
<b>MARION</b>					
Loretto Living Ctr. at Loretto Motherhouse Infirmary, Inc.	8	10	0	0	0.00%
Village of Lebanon	10	0	0	0	0.00%
<b>MARION County Total:</b>	<b>18</b>	<b>10</b>	<b>0</b>	<b>0</b>	<b>0.00%</b>
<b>WASHINGTON</b>					
Sansbury Care Center	11	6	0	0	0.00%
<b>WASHINGTON County Total:</b>	<b>11</b>	<b>6</b>	<b>0</b>	<b>0</b>	<b>0.00%</b>
<b>Communicare CMHC Total:</b>	<b>86</b>	<b>62</b>	<b>0</b>	<b>0</b>	<b>0.00%</b>
<b>Cumberland River</b>					
<b>BELL</b>					
Generations Center of Middlesboro	64	81	81	81	100.00%
<b>BELL County Total:</b>	<b>64</b>	<b>81</b>	<b>81</b>	<b>81</b>	<b>100.00%</b>
<b>HARLAN</b>					
The Laurels	82	85	80	77	94.12%
<b>HARLAN County Total:</b>	<b>82</b>	<b>85</b>	<b>80</b>	<b>77</b>	<b>94.12%</b>

CMHC - Community Mental Health Center

SMI - Serious Mental Illness

State supplementation refers to the payment received from the Department for Community Based Services in accordance with Section 4 of 921 KAR 2:015.

## 2025 ANNUAL KENTUCKY LONG TERM CARE UTILIZATION AND SERVICE REPORT

### Table 2A - Personal Care Bed Resident Census by CMHC Region and Percent of SMI

CMHC Region / County / Facility	Licensed PC Beds	Total PC Residents	Total PC Residents With SMI	Total PC Residents With SMI Receiving State Supp.	Percent of Residents With SMI
<b>KNOX</b>					
Christian Health Center - Corbin	2	1	0	0	0.00%
<b>KNOX County Total:</b>	<b>2</b>	<b>1</b>	<b>0</b>	<b>0</b>	<b>0.00%</b>
<b>Cumberland River CMHC Total:</b>	<b>148</b>	<b>167</b>	<b>161</b>	<b>158</b>	<b>96.41%</b>
<b>Four Rivers</b>					
<b>CARLISLE</b>					
Countryside Center	8	10	0	0	0.00%
<b>CARLISLE County Total:</b>	<b>8</b>	<b>10</b>	<b>0</b>	<b>0</b>	<b>0.00%</b>
<b>GRAVES</b>					
Fern Terrace of Mayfield	140	179	114	106	63.69%
<b>GRAVES County Total:</b>	<b>140</b>	<b>179</b>	<b>114</b>	<b>106</b>	<b>63.69%</b>
<b>HICKMAN</b>					
Clinton Place	10	14	5	3	35.71%
Clinton Hickman County Nursing Facility	10	7	0	0	0.00%
<b>HICKMAN County Total:</b>	<b>20</b>	<b>21</b>	<b>5</b>	<b>3</b>	<b>23.81%</b>
<b>Four Rivers CMHC Total:</b>	<b>168</b>	<b>210</b>	<b>119</b>	<b>109</b>	<b>56.67%</b>

CMHC - Community Mental Health Center

SMI - Serious Mental Illness

State supplementation refers to the payment received from the Department for Community Based Services in accordance with Section 4 of 921 KAR 2:015.

## 2025 ANNUAL KENTUCKY LONG TERM CARE UTILIZATION AND SERVICE REPORT

### Table 2A - Personal Care Bed Resident Census by CMHC Region and Percent of SMI

CMHC Region / County / Facility	Licensed PC Beds	Total PC Residents	Total PC Residents With SMI	Total PC Residents With SMI Receiving State Supp.	Percent of Residents With SMI
Kentucky River					
KNOTT					
Golden Years Rest Home	84	121	121	48	100.00%
<b>KNOTT County Total:</b>	<b>84</b>	<b>121</b>	<b>121</b>	<b>48</b>	<b>100.00%</b>
<b>Kentucky River CMHC Total:</b>	<b>84</b>	<b>121</b>	<b>121</b>	<b>48</b>	<b>100.00%</b>
LifeSkills					
ALLEN					
Cornerstone Manor	36	38	38	38	100.00%
Scottsville Manor	40	50	50	38	100.00%
<b>ALLEN County Total:</b>	<b>76</b>	<b>88</b>	<b>88</b>	<b>76</b>	<b>100.00%</b>
BARREN					
NHC HealthCare, Glasgow	12	0	0	0	0.00%
<b>BARREN County Total:</b>	<b>12</b>	<b>0</b>	<b>0</b>	<b>0</b>	<b>0.00%</b>
METCALFE					
Harpers Home for the Aged	27	20	0	0	0.00%
Metcalfe Health Care Center	13	6	6	6	100.00%
<b>METCALFE County Total:</b>	<b>40</b>	<b>26</b>	<b>6</b>	<b>6</b>	<b>23.08%</b>

CMHC - Community Mental Health Center

SMI - Serious Mental Illness

State supplementation refers to the payment received from the Department for Community Based Services in accordance with Section 4 of 921 KAR 2:015.

## 2025 ANNUAL KENTUCKY LONG TERM CARE UTILIZATION AND SERVICE REPORT

### Table 2A - Personal Care Bed Resident Census by CMHC Region and Percent of SMI

CMHC Region / County / Facility	Licensed PC Beds	Total PC Residents	Total PC Residents With SMI	Total PC Residents With SMI Receiving State Supp.	Percent of Residents With SMI
<b>WARREN</b>					
Christian Health Center of Bowling Green	54	0	0	0	0.00%
<b>WARREN County Total:</b>	<b>54</b>	<b>0</b>	<b>0</b>	<b>0</b>	<b>0.00%</b>
<b>LifeSkills CMHC Total:</b>	<b>182</b>	<b>114</b>	<b>94</b>	<b>82</b>	<b>82.46%</b>
<b>Mountain</b>					
<b>MAGOFFIN</b>					
Salyersville Nursing and Rehabilitation Center	1	0	0	0	0.00%
<b>MAGOFFIN County Total:</b>	<b>1</b>	<b>0</b>	<b>0</b>	<b>0</b>	<b>0.00%</b>
<b>PIKE</b>					
Good Shepherd Community Nursing Center	2	0	0	0	0.00%
<b>PIKE County Total:</b>	<b>2</b>	<b>0</b>	<b>0</b>	<b>0</b>	<b>0.00%</b>
<b>Mountain CMHC Total:</b>	<b>3</b>	<b>0</b>	<b>0</b>	<b>0</b>	<b>0.00%</b>
<b>NorthKey</b>					
<b>CAMPBELL</b>					
Carmel Manor	80	12	7	5	58.33%
<b>CAMPBELL County Total:</b>	<b>80</b>	<b>12</b>	<b>7</b>	<b>5</b>	<b>58.33%</b>
<b>CARROLL</b>					
Carrollton Manor	32	37	37	33	100.00%

CMHC - Community Mental Health Center

SMI - Serious Mental Illness

State supplementation refers to the payment received from the Department for Community Based Services in accordance with Section 4 of 921 KAR 2:015.

## 2025 ANNUAL KENTUCKY LONG TERM CARE UTILIZATION AND SERVICE REPORT

### Table 2A - Personal Care Bed Resident Census by CMHC Region and Percent of SMI

CMHC Region / County / Facility	Licensed PC Beds	Total PC Residents	Total PC Residents With SMI	Total PC Residents With SMI Receiving State Supp.	Percent of Residents With SMI
Valley Haven Rest Home	45	56	56	54	100.00%
<b>CARROLL County Total:</b>	<b>77</b>	<b>93</b>	<b>93</b>	<b>87</b>	<b>100.00%</b>
<b>KENTON</b>					
Regency Manor North	30	0	0	0	0.00%
Ivy Knoll	45	54	7	0	12.96%
Regency Manor	59	0	0	0	0.00%
<b>KENTON County Total:</b>	<b>134</b>	<b>54</b>	<b>7</b>	<b>0</b>	<b>12.96%</b>
<b>PENDLETON</b>					
Falmouth Personal Care Home	27	33	33	33	100.00%
The Front Gate	19	29	29	15	100.00%
<b>PENDLETON County Total:</b>	<b>46</b>	<b>62</b>	<b>62</b>	<b>48</b>	<b>100.00%</b>
<b>NorthKey CMHC Total:</b>	<b>337</b>	<b>221</b>	<b>169</b>	<b>140</b>	<b>76.47%</b>
<b>Pathways</b>					
<b>BOYD</b>					
Genesis Health of Ashland	22	33	33	33	100.00%
Genesis II Health	22	32	32	32	100.00%

CMHC - Community Mental Health Center

SMI - Serious Mental Illness

State supplementation refers to the payment received from the Department for Community Based Services in accordance with Section 4 of 921 KAR 2:015.

## 2025 ANNUAL KENTUCKY LONG TERM CARE UTILIZATION AND SERVICE REPORT

### Table 2A - Personal Care Bed Resident Census by CMHC Region and Percent of SMI

CMHC Region / County / Facility	Licensed PC Beds	Total PC Residents	Total PC Residents With SMI	Total PC Residents With SMI Receiving State Supp.	Percent of Residents With SMI
Kings Daughters and Sons Home	36	49	0	0	0.00%
<b>BOYD County Total:</b>	<b>80</b>	<b>114</b>	<b>65</b>	<b>65</b>	<b>57.02%</b>
GREENUP					
Trinity Station Retirement Community	30	52	0	0	0.00%
Frasures Personal Care Home	61	74	74	72	100.00%
<b>GREENUP County Total:</b>	<b>91</b>	<b>126</b>	<b>74</b>	<b>72</b>	<b>58.73%</b>
MENIFEE					
Meniffee Meadows Nursing and Rehab LLC	8	3	3	3	100.00%
<b>MENIFEE County Total:</b>	<b>8</b>	<b>3</b>	<b>3</b>	<b>3</b>	<b>100.00%</b>
MONTGOMERY					
Mt. Sterling Personal Care, LLC	26	40	0	0	0.00%
<b>MONTGOMERY County Total:</b>	<b>26</b>	<b>40</b>	<b>0</b>	<b>0</b>	<b>0.00%</b>
<b>Pathways CMHC Total:</b>	<b>205</b>	<b>283</b>	<b>142</b>	<b>140</b>	<b>50.18%</b>
Pennyroyal					
CALDWELL					
Highland Homes I LLC	100	61	61	61	100.00%
<b>CALDWELL County Total:</b>	<b>100</b>	<b>61</b>	<b>61</b>	<b>61</b>	<b>100.00%</b>

CMHC - Community Mental Health Center

SMI - Serious Mental Illness

State supplementation refers to the payment received from the Department for Community Based Services in accordance with Section 4 of 921 KAR 2:015.

## 2025 ANNUAL KENTUCKY LONG TERM CARE UTILIZATION AND SERVICE REPORT

### Table 2A - Personal Care Bed Resident Census by CMHC Region and Percent of SMI

CMHC Region / County / Facility	Licensed PC Beds	Total PC Residents	Total PC Residents With SMI	Total PC Residents With SMI Receiving State Supp.	Percent of Residents With SMI
<b>CHRISTIAN</b>					
Christian County Manor I LLC	78	90	90	90	100.00%
Christian Health Center, Hopkinsville	2	2	0	0	0.00%
Pennyrile I LLC	94	94	7	6	7.45%
<b>CHRISTIAN County Total:</b>	<b>174</b>	<b>186</b>	<b>97</b>	<b>96</b>	<b>52.15%</b>
<b>CRITTENDEN</b>					
Crittenden County Health and Rehabilitation Center	4	0	0	0	0.00%
<b>CRITTENDEN County Total:</b>	<b>4</b>	<b>0</b>	<b>0</b>	<b>0</b>	<b>0.00%</b>
<b>HOPKINS</b>					
The Homestead	64	75	74	74	98.67%
Madisonville Rest Home I LLC	58	51	51	50	100.00%
<b>HOPKINS County Total:</b>	<b>122</b>	<b>126</b>	<b>125</b>	<b>124</b>	<b>99.21%</b>
<b>MUHLENBERG</b>					
Greenville Nursing and Rehabilitation	14	0	0	0	0.00%
Sparks Nursing Center	88	114	79	64	69.30%
<b>MUHLENBERG County Total:</b>	<b>102</b>	<b>114</b>	<b>79</b>	<b>64</b>	<b>69.30%</b>

CMHC - Community Mental Health Center

SMI - Serious Mental Illness

State supplementation refers to the payment received from the Department for Community Based Services in accordance with Section 4 of 921 KAR 2:015.

## 2025 ANNUAL KENTUCKY LONG TERM CARE UTILIZATION AND SERVICE REPORT

### Table 2A - Personal Care Bed Resident Census by CMHC Region and Percent of SMI

CMHC Region / County / Facility	Licensed PC Beds	Total PC Residents	Total PC Residents With SMI	Total PC Residents With SMI Receiving State Supp.	Percent of Residents With SMI
<b>TRIGG</b>					
Better Senior Living I, LLC	68	84	82	82	97.62%
<b>TRIGG County Total:</b>	<b>68</b>	<b>84</b>	<b>82</b>	<b>82</b>	<b>97.62%</b>
<b>Pennyroyal CMHC Total:</b>	<b>570</b>	<b>571</b>	<b>444</b>	<b>427</b>	<b>77.76%</b>
<b>River Valley</b>					
<b>DAVIESS</b>					
Carmel Home	79	106	0	0	0.00%
Davco Rest Home	92	100	90	75	90.00%
Fern Terrace of Owensboro, LLC	68	76	56	38	73.68%
Chautauqua Health and Rehab	39	24	17	7	70.83%
<b>DAVIESS County Total:</b>	<b>278</b>	<b>306</b>	<b>163</b>	<b>120</b>	<b>53.27%</b>
<b>HANCOCK</b>					
Lewisport Rest Home I LLC	56	70	70	70	100.00%
<b>HANCOCK County Total:</b>	<b>56</b>	<b>70</b>	<b>70</b>	<b>70</b>	<b>100.00%</b>
<b>HENDERSON</b>					
Henderson Manor	64	49	49	48	100.00%
<b>HENDERSON County Total:</b>	<b>64</b>	<b>49</b>	<b>49</b>	<b>48</b>	<b>100.00%</b>

CMHC - Community Mental Health Center

SMI - Serious Mental Illness

State supplementation refers to the payment received from the Department for Community Based Services in accordance with Section 4 of 921 KAR 2:015.

## 2025 ANNUAL KENTUCKY LONG TERM CARE UTILIZATION AND SERVICE REPORT

### Table 2A - Personal Care Bed Resident Census by CMHC Region and Percent of SMI

CMHC Region / County / Facility	Licensed PC Beds	Total PC Residents	Total PC Residents With SMI	Total PC Residents With SMI Receiving State Supp.	Percent of Residents With SMI
<b>OHIO</b>					
Beaver Dam Nursing and Rehab Center	13	8	5	5	62.50%
<b>OHIO County Total:</b>	<b>13</b>	<b>8</b>	<b>5</b>	<b>5</b>	<b>62.50%</b>
<b>River Valley CMHC Total:</b>	<b>411</b>	<b>433</b>	<b>287</b>	<b>243</b>	<b>66.28%</b>
<b>Seven Counties</b>					
<b>BULLITT</b>					
Colonial House of Shepherdsville	62	65	65	59	100.00%
<b>BULLITT County Total:</b>	<b>62</b>	<b>65</b>	<b>65</b>	<b>59</b>	<b>100.00%</b>
<b>JEFFERSON</b>					
Barton House of Louisville 1	20	29	0	0	0.00%
The Springs at Stony Brook	41	57	0	0	0.00%
Hallmark House Louisville II	32	34	0	0	0.00%
Eastern Star Home in KY	24	11	1	0	9.09%
Glen Ridge Health Campus	26	0	0	0	0.00%
Little Sisters of the Poor	15	10	0	0	0.00%
Louisville Protestant Altenheim	30	20	0	0	0.00%

CMHC - Community Mental Health Center

SMI - Serious Mental Illness

State supplementation refers to the payment received from the Department for Community Based Services in accordance with Section 4 of 921 KAR 2:015.

## 2025 ANNUAL KENTUCKY LONG TERM CARE UTILIZATION AND SERVICE REPORT

### Table 2A - Personal Care Bed Resident Census by CMHC Region and Percent of SMI

CMHC Region / County / Facility	Licensed PC Beds	Total PC Residents	Total PC Residents With SMI	Total PC Residents With SMI Receiving State Supp.	Percent of Residents With SMI
Crescent Grove Memory and Personal Care Community and Sam Swope Center	101	101	1	1	0.99%
Nazareth Home	50	75	34	0	45.33%
Nazareth Home Clifton	31	0	0	0	0.00%
Treyton Oaks Towers	53	66	14	0	21.21%
Wesley Manor	39	52	0	0	0.00%
The Pinnacle of Louisville	64	0	0	0	0.00%
<b>JEFFERSON County Total:</b>	<b>526</b>	<b>455</b>	<b>50</b>	<b>1</b>	<b>10.99%</b>
SHELBY					
Colonial Manor	57	57	57	57	100.00%
Maple Grove Senior Living LLC	76	27	0	0	0.00%
<b>SHELBY County Total:</b>	<b>133</b>	<b>84</b>	<b>57</b>	<b>57</b>	<b>67.86%</b>
<b>Seven Counties CMHC Total:</b>	<b>721</b>	<b>604</b>	<b>172</b>	<b>117</b>	<b>28.48%</b>
<b>State Total</b>	<b>3,496</b>	<b>3,440</b>	<b>2,034</b>	<b>1,765</b>	<b>59.13%</b>

CMHC - Community Mental Health Center

SMI - Serious Mental Illness

State supplementation refers to the payment received from the Department for Community Based Services in accordance with Section 4 of 921 KAR 2:015.

**2025 ANNUAL KENTUCKY LONG TERM CARE UTILIZATION AND SERVICE REPORT**

**Table 2B - Personal Care Bed Resident Census by Age Group and CMHC Region**

CMHC Region / County / Facility	18-34		35-64		65-84		85 and Older		Total
	Male	Female	Male	Female	Male	Female	Male	Female	
<b>Adanta</b>									
<b>MCCREARY</b>									
Cumberland Manor Rest Home I LLC	1	1	26	15	9	10	0	0	62
<b>MCCREARY County Total:</b>	<b>1</b>	<b>1</b>	<b>26</b>	<b>15</b>	<b>9</b>	<b>10</b>	<b>0</b>	<b>0</b>	<b>62</b>
<b>TAYLOR</b>									
Bluegrass Way	0	0	2	0	4	9	6	10	31
<b>TAYLOR County Total:</b>	<b>0</b>	<b>0</b>	<b>2</b>	<b>0</b>	<b>4</b>	<b>9</b>	<b>6</b>	<b>10</b>	<b>31</b>
<b>WAYNE</b>									
Dishman Personal Care Home	3	2	37	33	2	3	0	0	80
Mountain Ridge Health and Rehabilitation	0	0	0	0	0	0	0	0	0
<b>WAYNE County Total:</b>	<b>3</b>	<b>2</b>	<b>37</b>	<b>33</b>	<b>2</b>	<b>3</b>	<b>0</b>	<b>0</b>	<b>80</b>
<b>Adanta CMHC Region Total:</b>	<b>4</b>	<b>3</b>	<b>65</b>	<b>48</b>	<b>15</b>	<b>22</b>	<b>6</b>	<b>10</b>	<b>173</b>
<b>Bluegrass</b>									
<b>BOURBON</b>									
Bourbon Heights	0	0	0	0	0	2	1	1	4
<b>BOURBON County Total:</b>	<b>0</b>	<b>0</b>	<b>0</b>	<b>0</b>	<b>0</b>	<b>2</b>	<b>1</b>	<b>1</b>	<b>4</b>
<b>ESTILL</b>									
Irvine Nursing and Rehabilitation	0	0	0	1	0	1	0	0	2
<b>ESTILL County Total:</b>	<b>0</b>	<b>0</b>	<b>0</b>	<b>1</b>	<b>0</b>	<b>1</b>	<b>0</b>	<b>0</b>	<b>2</b>
<b>FAYETTE</b>									
Central Ky Recovery Center Unit 1	0	0	0	0	0	0	0	0	0
Central KY Recovery Center Unit 2	7	5	11	8	1	1	0	0	33
Richmond Place Senior Living	0	0	3	0	19	28	23	52	125

CMHC - Community Mental Health Center

**2025 ANNUAL KENTUCKY LONG TERM CARE UTILIZATION AND SERVICE REPORT**

**Table 2B - Personal Care Bed Resident Census by Age Group and CMHC Region**

CMHC Region / County / Facility	18-34		35-64		65-84		85 and Older		Total
	Male	Female	Male	Female	Male	Female	Male	Female	
The Willows at Hamburg	0	0	0	0	8	9	14	23	54
<b>FAYETTE County Total:</b>	<b>7</b>	<b>5</b>	<b>14</b>	<b>8</b>	<b>28</b>	<b>38</b>	<b>37</b>	<b>75</b>	<b>212</b>
<b>HARRISON</b>									
Parkside Manor	25	10	10	15	3	2	0	0	65
Shady Lawn	0	0	0	0	0	0	0	0	0
<b>HARRISON County Total:</b>	<b>25</b>	<b>10</b>	<b>10</b>	<b>15</b>	<b>3</b>	<b>2</b>	<b>0</b>	<b>0</b>	<b>65</b>
<b>JESSAMINE</b>									
Rose Terrace, LLC	3	1	9	8	8	11	1	0	41
Wesley Village	0	0	0	0	3	2	3	21	29
<b>JESSAMINE County Total:</b>	<b>3</b>	<b>1</b>	<b>9</b>	<b>8</b>	<b>11</b>	<b>13</b>	<b>4</b>	<b>21</b>	<b>70</b>
<b>LINCOLN</b>									
Waynesburg Manor	2	0	15	9	5	5	0	0	36
<b>LINCOLN County Total:</b>	<b>2</b>	<b>0</b>	<b>15</b>	<b>9</b>	<b>5</b>	<b>5</b>	<b>0</b>	<b>0</b>	<b>36</b>
<b>MADISON</b>									
Telford Terrace	0	0	0	0	2	0	2	16	20
<b>MADISON County Total:</b>	<b>0</b>	<b>0</b>	<b>0</b>	<b>0</b>	<b>2</b>	<b>0</b>	<b>2</b>	<b>16</b>	<b>20</b>
<b>MERCER</b>									
The Willows at Harrodsburg	0	0	0	0	3	7	17	35	62
<b>MERCER County Total:</b>	<b>0</b>	<b>0</b>	<b>0</b>	<b>0</b>	<b>3</b>	<b>7</b>	<b>17</b>	<b>35</b>	<b>62</b>
<b>POWELL</b>									
Stanton Nursing and Rehabilitation Center	0	0	0	0	0	0	1	0	1
<b>POWELL County Total:</b>	<b>0</b>	<b>0</b>	<b>0</b>	<b>0</b>	<b>0</b>	<b>0</b>	<b>1</b>	<b>0</b>	<b>1</b>

CMHC - Community Mental Health Center

**2025 ANNUAL KENTUCKY LONG TERM CARE UTILIZATION AND SERVICE REPORT**

**Table 2B - Personal Care Bed Resident Census by Age Group and CMHC Region**

CMHC Region / County / Facility	18-34		35-64		65-84		85 and Older		Total
	Male	Female	Male	Female	Male	Female	Male	Female	
<b>WOODFORD</b>									
Taylor Manor Nursing Home	0	0	0	0	0	3	4	2	9
<b>WOODFORD County Total:</b>	<b>0</b>	<b>0</b>	<b>0</b>	<b>0</b>	<b>0</b>	<b>3</b>	<b>4</b>	<b>2</b>	<b>9</b>
<b>Bluegrass CMHC Region Total:</b>	<b>37</b>	<b>16</b>	<b>48</b>	<b>41</b>	<b>52</b>	<b>71</b>	<b>66</b>	<b>150</b>	<b>481</b>
<b>Communicare</b>									
<b>HARDIN</b>									
Helmwood Healthcare Ctr. and Elizabeth Sanford Swope Personal Care	0	0	0	0	0	1	2	12	15
Peridot Senior Living	0	0	0	0	2	4	1	24	31
Signature Healthcare at North Hardin Rehab	0	0	0	0	0	0	0	0	0
<b>HARDIN County Total:</b>	<b>0</b>	<b>0</b>	<b>0</b>	<b>0</b>	<b>2</b>	<b>5</b>	<b>3</b>	<b>36</b>	<b>46</b>
<b>MARION</b>									
Loretto Living Ctr. at Loretto Motherhouse Infirmary, Inc.	0	0	0	0	0	3	0	7	10
Village of Lebanon	0	0	0	0	0	0	0	0	0
<b>MARION County Total:</b>	<b>0</b>	<b>0</b>	<b>0</b>	<b>0</b>	<b>0</b>	<b>3</b>	<b>0</b>	<b>7</b>	<b>10</b>
<b>WASHINGTON</b>									
Sansbury Care Center	0	0	0	0	0	0	0	6	6
<b>WASHINGTON County Total:</b>	<b>0</b>	<b>0</b>	<b>0</b>	<b>0</b>	<b>0</b>	<b>0</b>	<b>0</b>	<b>6</b>	<b>6</b>
<b>Communicare CMHC Region Total:</b>	<b>0</b>	<b>0</b>	<b>0</b>	<b>0</b>	<b>2</b>	<b>8</b>	<b>3</b>	<b>49</b>	<b>62</b>

CMHC - Community Mental Health Center

**2025 ANNUAL KENTUCKY LONG TERM CARE UTILIZATION AND SERVICE REPORT**

**Table 2B - Personal Care Bed Resident Census by Age Group and CMHC Region**

CMHC Region / County / Facility	18-34		35-64		65-84		85 and Older		Total
	Male	Female	Male	Female	Male	Female	Male	Female	
<b>Cumberland River</b>									
<b>BELL</b>									
Generations Center of Middlesboro	5	3	17	17	19	18	1	1	81
<b>BELL County Total:</b>	<b>5</b>	<b>3</b>	<b>17</b>	<b>17</b>	<b>19</b>	<b>18</b>	<b>1</b>	<b>1</b>	<b>81</b>
<b>HARLAN</b>									
The Laurels	0	0	14	23	19	25	1	3	85
<b>HARLAN County Total:</b>	<b>0</b>	<b>0</b>	<b>14</b>	<b>23</b>	<b>19</b>	<b>25</b>	<b>1</b>	<b>3</b>	<b>85</b>
<b>KNOX</b>									
Christian Health Center - Corbin	0	0	0	0	0	1	0	0	1
<b>KNOX County Total:</b>	<b>0</b>	<b>0</b>	<b>0</b>	<b>0</b>	<b>0</b>	<b>1</b>	<b>0</b>	<b>0</b>	<b>1</b>
<b>Cumberland River CMHC Region Total:</b>	<b>5</b>	<b>3</b>	<b>31</b>	<b>40</b>	<b>38</b>	<b>44</b>	<b>2</b>	<b>4</b>	<b>167</b>
<b>Four Rivers</b>									
<b>CARLISLE</b>									
Countryside Center	0	0	2	3	2	3	0	0	10
<b>CARLISLE County Total:</b>	<b>0</b>	<b>0</b>	<b>2</b>	<b>3</b>	<b>2</b>	<b>3</b>	<b>0</b>	<b>0</b>	<b>10</b>
<b>GRAVES</b>									
Fern Terrace of Mayfield	30	32	45	36	15	19	1	1	179
<b>GRAVES County Total:</b>	<b>30</b>	<b>32</b>	<b>45</b>	<b>36</b>	<b>15</b>	<b>19</b>	<b>1</b>	<b>1</b>	<b>179</b>
<b>HICKMAN</b>									
Clinton Hickman County Nursing Facility	0	0	0	0	2	1	0	4	7
Clinton Place	0	0	3	2	4	4	1	0	14
<b>HICKMAN County Total:</b>	<b>0</b>	<b>0</b>	<b>3</b>	<b>2</b>	<b>6</b>	<b>5</b>	<b>1</b>	<b>4</b>	<b>21</b>
<b>Four Rivers CMHC Region Total:</b>	<b>30</b>	<b>32</b>	<b>50</b>	<b>41</b>	<b>23</b>	<b>27</b>	<b>2</b>	<b>5</b>	<b>210</b>

CMHC - Community Mental Health Center

**2025 ANNUAL KENTUCKY LONG TERM CARE UTILIZATION AND SERVICE REPORT**

**Table 2B - Personal Care Bed Resident Census by Age Group and CMHC Region**

CMHC Region / County / Facility	18-34		35-64		65-84		85 and Older		Total
	Male	Female	Male	Female	Male	Female	Male	Female	
<b>Kentucky River</b>									
<b>KNOTT</b>									
Golden Years Rest Home	28	17	36	29	4	7	0	0	121
<b>KNOTT County Total:</b>	<b>28</b>	<b>17</b>	<b>36</b>	<b>29</b>	<b>4</b>	<b>7</b>	<b>0</b>	<b>0</b>	<b>121</b>
<b>Kentucky River CMHC Region Total:</b>	<b>28</b>	<b>17</b>	<b>36</b>	<b>29</b>	<b>4</b>	<b>7</b>	<b>0</b>	<b>0</b>	<b>121</b>
<b>LifeSkills</b>									
<b>ALLEN</b>									
Cornerstone Manor	5	1	14	7	8	3	0	0	38
Scottsville Manor	2	1	14	17	8	8	0	0	50
<b>ALLEN County Total:</b>	<b>7</b>	<b>2</b>	<b>28</b>	<b>24</b>	<b>16</b>	<b>11</b>	<b>0</b>	<b>0</b>	<b>88</b>
<b>BARREN</b>									
NHC HealthCare, Glasgow	0	0	0	0	0	0	0	0	0
<b>BARREN County Total:</b>	<b>0</b>	<b>0</b>	<b>0</b>	<b>0</b>	<b>0</b>	<b>0</b>	<b>0</b>	<b>0</b>	<b>0</b>
<b>METCALFE</b>									
Harpers Home for the Aged	0	1	12	3	3	1	0	0	20
Metcalfe Health Care Center	0	0	0	0	1	4	0	1	6
<b>METCALFE County Total:</b>	<b>0</b>	<b>1</b>	<b>12</b>	<b>3</b>	<b>4</b>	<b>5</b>	<b>0</b>	<b>1</b>	<b>26</b>
<b>WARREN</b>									
Christian Health Center of Bowling Green	0	0	0	0	0	0	0	0	0
<b>WARREN County Total:</b>	<b>0</b>	<b>0</b>	<b>0</b>	<b>0</b>	<b>0</b>	<b>0</b>	<b>0</b>	<b>0</b>	<b>0</b>
<b>LifeSkills CMHC Region Total:</b>	<b>7</b>	<b>3</b>	<b>40</b>	<b>27</b>	<b>20</b>	<b>16</b>	<b>0</b>	<b>1</b>	<b>114</b>

CMHC - Community Mental Health Center

**2025 ANNUAL KENTUCKY LONG TERM CARE UTILIZATION AND SERVICE REPORT**

**Table 2B - Personal Care Bed Resident Census by Age Group and CMHC Region**

CMHC Region / County / Facility	18-34		35-64		65-84		85 and Older		Total
	Male	Female	Male	Female	Male	Female	Male	Female	
<b>Mountain</b>									
<b>MAGOFFIN</b>									
Salyersville Nursing and Rehabilitation Center	0	0	0	0	0	0	0	0	0
<b>MAGOFFIN County Total:</b>	<b>0</b>	<b>0</b>	<b>0</b>	<b>0</b>	<b>0</b>	<b>0</b>	<b>0</b>	<b>0</b>	<b>0</b>
<b>PIKE</b>									
Good Shepherd Community Nursing Center	0	0	0	0	0	0	0	0	0
<b>PIKE County Total:</b>	<b>0</b>	<b>0</b>	<b>0</b>	<b>0</b>	<b>0</b>	<b>0</b>	<b>0</b>	<b>0</b>	<b>0</b>
<b>Mountain CMHC Region Total:</b>	<b>0</b>	<b>0</b>	<b>0</b>	<b>0</b>	<b>0</b>	<b>0</b>	<b>0</b>	<b>0</b>	<b>0</b>
<b>NorthKey</b>									
<b>CAMPBELL</b>									
Carmel Manor	0	0	0	0	9	3	0	0	12
<b>CAMPBELL County Total:</b>	<b>0</b>	<b>0</b>	<b>0</b>	<b>0</b>	<b>9</b>	<b>3</b>	<b>0</b>	<b>0</b>	<b>12</b>
<b>CARROLL</b>									
Carrollton Manor	2	0	14	8	9	4	0	0	37
Valley Haven Rest Home	2	0	32	0	22	0	0	0	56
<b>CARROLL County Total:</b>	<b>4</b>	<b>0</b>	<b>46</b>	<b>8</b>	<b>31</b>	<b>4</b>	<b>0</b>	<b>0</b>	<b>93</b>
<b>KENTON</b>									
Ivy Knoll	0	0	2	1	15	12	10	14	54
Regency Manor	0	0	0	0	0	0	0	0	0
Regency Manor North	0	0	0	0	0	0	0	0	0
<b>KENTON County Total:</b>	<b>0</b>	<b>0</b>	<b>2</b>	<b>1</b>	<b>15</b>	<b>12</b>	<b>10</b>	<b>14</b>	<b>54</b>
<b>PENDLETON</b>									
Falmouth Personal Care Home	7	1	17	6	1	1	0	0	33

CMHC - Community Mental Health Center

**2025 ANNUAL KENTUCKY LONG TERM CARE UTILIZATION AND SERVICE REPORT**

**Table 2B - Personal Care Bed Resident Census by Age Group and CMHC Region**

CMHC Region / County / Facility	18-34		35-64		65-84		85 and Older		Total
	Male	Female	Male	Female	Male	Female	Male	Female	
The Front Gate	0	6	8	8	5	2	0	0	29
<b>PENDLETON County Total:</b>	<b>7</b>	<b>7</b>	<b>25</b>	<b>14</b>	<b>6</b>	<b>3</b>	<b>0</b>	<b>0</b>	<b>62</b>
<b>NorthKey CMHC Region Total:</b>	<b>11</b>	<b>7</b>	<b>73</b>	<b>23</b>	<b>61</b>	<b>22</b>	<b>10</b>	<b>14</b>	<b>221</b>
<b>Pathways</b>									
<b>BOYD</b>									
Genesis Health of Ashland	5	5	5	8	5	5	0	0	33
Genesis II Health	5	7	5	4	5	4	2	0	32
Kings Daughters and Sons Home	0	0	0	1	5	12	17	14	49
<b>BOYD County Total:</b>	<b>10</b>	<b>12</b>	<b>10</b>	<b>13</b>	<b>15</b>	<b>21</b>	<b>19</b>	<b>14</b>	<b>114</b>
<b>GREENUP</b>									
Frasures Personal Care Home	7	2	31	17	9	7	1	0	74
Trinity Station Retirement Community	0	0	0	0	6	9	18	19	52
<b>GREENUP County Total:</b>	<b>7</b>	<b>2</b>	<b>31</b>	<b>17</b>	<b>15</b>	<b>16</b>	<b>19</b>	<b>19</b>	<b>126</b>
<b>MENIFEE</b>									
Menifee Meadows Nursing and Rehab LLC	0	0	2	1	0	0	0	0	3
<b>MENIFEE County Total:</b>	<b>0</b>	<b>0</b>	<b>2</b>	<b>1</b>	<b>0</b>	<b>0</b>	<b>0</b>	<b>0</b>	<b>3</b>
<b>MONTGOMERY</b>									
Mt. Sterling Personal Care, LLC	0	0	0	0	5	8	6	21	40
<b>MONTGOMERY County Total:</b>	<b>0</b>	<b>0</b>	<b>0</b>	<b>0</b>	<b>5</b>	<b>8</b>	<b>6</b>	<b>21</b>	<b>40</b>
<b>Pathways CMHC Region Total:</b>	<b>17</b>	<b>14</b>	<b>43</b>	<b>31</b>	<b>35</b>	<b>45</b>	<b>44</b>	<b>54</b>	<b>283</b>

CMHC - Community Mental Health Center

**2025 ANNUAL KENTUCKY LONG TERM CARE UTILIZATION AND SERVICE REPORT**

**Table 2B - Personal Care Bed Resident Census by Age Group and CMHC Region**

CMHC Region / County / Facility	18-34		35-64		65-84		85 and Older		Total
	Male	Female	Male	Female	Male	Female	Male	Female	
<b>Pennyroyal</b>									
<b>CALDWELL</b>									
Highland Homes I LLC	1	3	27	14	13	3	0	0	61
<b>CALDWELL County Total:</b>	<b>1</b>	<b>3</b>	<b>27</b>	<b>14</b>	<b>13</b>	<b>3</b>	<b>0</b>	<b>0</b>	<b>61</b>
<b>CHRISTIAN</b>									
Christian County Manor I LLC	30	20	22	18	0	0	0	0	90
Christian Health Center, Hopkinsville	0	0	0	0	0	0	0	2	2
Pennyrile I LLC	21	21	18	16	9	9	0	0	94
<b>CHRISTIAN County Total:</b>	<b>51</b>	<b>41</b>	<b>40</b>	<b>34</b>	<b>9</b>	<b>9</b>	<b>0</b>	<b>2</b>	<b>186</b>
<b>CRITTENDEN</b>									
Crittenden County Health and Rehabilitation Center	0	0	0	0	0	0	0	0	0
<b>CRITTENDEN County Total:</b>	<b>0</b>	<b>0</b>	<b>0</b>	<b>0</b>	<b>0</b>	<b>0</b>	<b>0</b>	<b>0</b>	<b>0</b>
<b>HOPKINS</b>									
Madisonville Rest Home I LLC	9	5	22	12	3	0	0	0	51
The Homestead	13	10	19	10	11	3	5	4	75
<b>HOPKINS County Total:</b>	<b>22</b>	<b>15</b>	<b>41</b>	<b>22</b>	<b>14</b>	<b>3</b>	<b>5</b>	<b>4</b>	<b>126</b>
<b>MUHLENBERG</b>									
Greenville Nursing and Rehabilitation	0	0	0	0	0	0	0	0	0
Sparks Nursing Center	4	3	39	17	17	29	2	3	114
<b>MUHLENBERG County Total:</b>	<b>4</b>	<b>3</b>	<b>39</b>	<b>17</b>	<b>17</b>	<b>29</b>	<b>2</b>	<b>3</b>	<b>114</b>
<b>TRIGG</b>									
Better Senior Living I, LLC	6	4	32	24	12	6	0	0	84
<b>TRIGG County Total:</b>	<b>6</b>	<b>4</b>	<b>32</b>	<b>24</b>	<b>12</b>	<b>6</b>	<b>0</b>	<b>0</b>	<b>84</b>

CMHC - Community Mental Health Center

**2025 ANNUAL KENTUCKY LONG TERM CARE UTILIZATION AND SERVICE REPORT**

**Table 2B - Personal Care Bed Resident Census by Age Group and CMHC Region**

CMHC Region / County / Facility	18-34		35-64		65-84		85 and Older		Total
	Male	Female	Male	Female	Male	Female	Male	Female	
<b>Pennyroyal CMHC Region Total:</b>	<b>84</b>	<b>66</b>	<b>179</b>	<b>111</b>	<b>65</b>	<b>50</b>	<b>7</b>	<b>9</b>	<b>571</b>
<b>River Valley</b>									
<b>DAVIESS</b>									
Carmel Home	0	0	0	0	3	2	16	85	106
Chautauqua Health and Rehab	0	0	3	4	6	6	2	3	24
Davco Rest Home	2	3	32	30	21	11	0	1	100
Fern Terrace of Owensboro, LLC	0	0	18	13	16	24	2	3	76
<b>DAVIESS County Total:</b>	<b>2</b>	<b>3</b>	<b>53</b>	<b>47</b>	<b>46</b>	<b>43</b>	<b>20</b>	<b>92</b>	<b>306</b>
<b>HANCOCK</b>									
Lewisport Rest Home I LLC	15	11	40	0	4	0	0	0	70
<b>HANCOCK County Total:</b>	<b>15</b>	<b>11</b>	<b>40</b>	<b>0</b>	<b>4</b>	<b>0</b>	<b>0</b>	<b>0</b>	<b>70</b>
<b>HENDERSON</b>									
Henderson Manor	9	2	10	23	5	0	0	0	49
<b>HENDERSON County Total:</b>	<b>9</b>	<b>2</b>	<b>10</b>	<b>23</b>	<b>5</b>	<b>0</b>	<b>0</b>	<b>0</b>	<b>49</b>
<b>OHIO</b>									
Beaver Dam Nursing and Rehab Center	0	0	1	0	5	1	1	0	8
<b>OHIO County Total:</b>	<b>0</b>	<b>0</b>	<b>1</b>	<b>0</b>	<b>5</b>	<b>1</b>	<b>1</b>	<b>0</b>	<b>8</b>
<b>River Valley CMHC Region Total:</b>	<b>26</b>	<b>16</b>	<b>104</b>	<b>70</b>	<b>60</b>	<b>44</b>	<b>21</b>	<b>92</b>	<b>433</b>
<b>Seven Counties</b>									
<b>BULLITT</b>									
Colonial House of Shepherdsville	3	1	34	16	5	6	0	0	65
<b>BULLITT County Total:</b>	<b>3</b>	<b>1</b>	<b>34</b>	<b>16</b>	<b>5</b>	<b>6</b>	<b>0</b>	<b>0</b>	<b>65</b>

CMHC - Community Mental Health Center

**2025 ANNUAL KENTUCKY LONG TERM CARE UTILIZATION AND SERVICE REPORT**

**Table 2B - Personal Care Bed Resident Census by Age Group and CMHC Region**

CMHC Region / County / Facility	18-34		35-64		65-84		85 and Older		Total
	Male	Female	Male	Female	Male	Female	Male	Female	
<b>JEFFERSON</b>									
Barton House of Louisville 1	0	0	0	1	5	10	3	10	29
Crescent Grove Memory and Personal Care Community and Sam Swope Center	0	0	0	0	8	20	21	52	101
Eastern Star Home in KY	0	0	0	0	2	1	7	1	11
Glen Ridge Health Campus	0	0	0	0	0	0	0	0	0
Hallmark House Louisville II	0	0	0	0	2	12	8	12	34
Little Sisters of the Poor	0	0	0	0	0	4	1	5	10
Louisville Protestant Altenheim	0	0	0	0	2	2	4	12	20
Nazareth Home	0	0	0	0	7	20	8	40	75
Nazareth Home Clifton	0	0	0	0	0	0	0	0	0
The Pinnacle of Louisville	0	0	0	0	0	0	0	0	0
The Springs at Stony Brook	0	0	0	0	8	8	17	24	57
Treyton Oaks Towers	0	0	0	0	3	16	20	27	66
Wesley Manor	0	0	0	0	6	6	16	24	52
<b>JEFFERSON County Total:</b>	<b>0</b>	<b>0</b>	<b>0</b>	<b>1</b>	<b>43</b>	<b>99</b>	<b>105</b>	<b>207</b>	<b>455</b>
<b>SHELBY</b>									
Colonial Manor	5	5	25	20	2	0	0	0	57
Maple Grove Senior Living LLC	0	0	2	1	15	9	0	0	27
<b>SHELBY County Total:</b>	<b>5</b>	<b>5</b>	<b>27</b>	<b>21</b>	<b>17</b>	<b>9</b>	<b>0</b>	<b>0</b>	<b>84</b>
<b>Seven Counties CMHC Region Total:</b>	<b>8</b>	<b>6</b>	<b>61</b>	<b>38</b>	<b>65</b>	<b>114</b>	<b>105</b>	<b>207</b>	<b>604</b>
<b>State Total</b>	<b>257</b>	<b>183</b>	<b>730</b>	<b>499</b>	<b>440</b>	<b>470</b>	<b>266</b>	<b>595</b>	<b>3,440</b>

CMHC - Community Mental Health Center

**2025 ANNUAL KENTUCKY LONG TERM CARE UTILIZATION AND SERVICE REPORT**

**Table 2C - Personal Care Bed Census and Inpatient Days for Individuals With SMI**

CMHC Region / County / Facility	18-34		35-64		65-84		85 and Older		Total	
	SMI Census	SMI Inpatient Days	SMI Census	SMI Inpatient Days	SMI Census	SMI Inpatient Days	SMI Census	SMI Inpatient Days	SMI Census	SMI Inpatient Days
<b>Adanta</b>										
<b>MCCREARY</b>										
Cumberland Manor Rest Home I LLC	2	730	41	14965	19	6935	0	0	62	22,630
<b>MCCREARY County Total:</b>	<b>2</b>	<b>730</b>	<b>41</b>	<b>14,965</b>	<b>19</b>	<b>6,935</b>	<b>0</b>	<b>0</b>	<b>62</b>	<b>22,630</b>
<b>TAYLOR</b>										
Bluegrass Way	0	0	0	0	0	0	0	0	0	0
<b>TAYLOR County Total:</b>	<b>0</b>	<b>0</b>	<b>0</b>	<b>0</b>	<b>0</b>	<b>0</b>	<b>0</b>	<b>0</b>	<b>0</b>	<b>0</b>
<b>WAYNE</b>										
Dishman Personal Care Home	5	1825	70	14080	5	1825	0	0	80	17,730
Mountain Ridge Health and Rehabilitation	0	0	0	0	0	0	0	0	0	0
<b>WAYNE County Total:</b>	<b>5</b>	<b>1,825</b>	<b>70</b>	<b>14,080</b>	<b>5</b>	<b>1,825</b>	<b>0</b>	<b>0</b>	<b>80</b>	<b>17,730</b>
<b>Adanta CMHC Total:</b>	<b>7</b>	<b>2,555</b>	<b>111</b>	<b>29,045</b>	<b>24</b>	<b>8,760</b>	<b>0</b>	<b>0</b>	<b>142</b>	<b>40,360</b>
<b>Bluegrass</b>										
<b>BOURBON</b>										
Bourbon Heights	0	0	0	0	0	0	0	0	0	0
<b>BOURBON County Total:</b>	<b>0</b>	<b>0</b>	<b>0</b>	<b>0</b>	<b>0</b>	<b>0</b>	<b>0</b>	<b>0</b>	<b>0</b>	<b>0</b>
<b>ESTILL</b>										
Irvine Nursing and Rehabilitation	0	0	1	174	1	365	0	0	2	539
<b>ESTILL County Total:</b>	<b>0</b>	<b>0</b>	<b>1</b>	<b>174</b>	<b>1</b>	<b>365</b>	<b>0</b>	<b>0</b>	<b>2</b>	<b>539</b>

CMHC - Community Mental Health Center  
 SMI - Serious Mental Illness

**2025 ANNUAL KENTUCKY LONG TERM CARE UTILIZATION AND SERVICE REPORT**

**Table 2C - Personal Care Bed Census and Inpatient Days for Individuals With SMI**

CMHC Region / County / Facility	18-34		35-64		65-84		85 and Older		Total	
	SMI Census	SMI Inpatient Days	SMI Census	SMI Inpatient Days	SMI Census	SMI Inpatient Days	SMI Census	SMI Inpatient Days	SMI Census	SMI Inpatient Days
<b>FAYETTE</b>										
Central Ky Recovery Center Unit 1	0	0	0	0	0	0	0	0	0	0
Central KY Recovery Center Unit 2	12	1690	19	2791	2	287	0	0	33	4,768
Richmond Place Senior Living	0	0	0	0	5	1690	1	365	6	2,055
The Willows at Hamburg	0	0	0	0	0	0	0	0	0	0
<b>FAYETTE County Total:</b>	<b>12</b>	<b>1,690</b>	<b>19</b>	<b>2,791</b>	<b>7</b>	<b>1,977</b>	<b>1</b>	<b>365</b>	<b>39</b>	<b>6,823</b>
<b>HARRISON</b>										
Parkside Manor	35	12775	25	8760	5	1825	0	0	65	23,360
Shady Lawn	0	0	0	0	0	0	0	0	0	0
<b>HARRISON County Total:</b>	<b>35</b>	<b>12,775</b>	<b>25</b>	<b>8,760</b>	<b>5</b>	<b>1,825</b>	<b>0</b>	<b>0</b>	<b>65</b>	<b>23,360</b>
<b>JESSAMINE</b>										
Rose Terrace, LLC	4	1346	17	5744	19	6389	1	316	41	13,795
Wesley Village	0	0	0	0	0	0	0	0	0	0
<b>JESSAMINE County Total:</b>	<b>4</b>	<b>1,346</b>	<b>17</b>	<b>5,744</b>	<b>19</b>	<b>6,389</b>	<b>1</b>	<b>316</b>	<b>41</b>	<b>13,795</b>
<b>LINCOLN</b>										
Waynesburg Manor	2	730	24	6720	10	2730	0	0	36	10,180
<b>LINCOLN County Total:</b>	<b>2</b>	<b>730</b>	<b>24</b>	<b>6,720</b>	<b>10</b>	<b>2,730</b>	<b>0</b>	<b>0</b>	<b>36</b>	<b>10,180</b>
<b>MADISON</b>										
Telford Terrace	0	0	0	0	0	0	0	0	0	0
<b>MADISON County Total:</b>	<b>0</b>	<b>0</b>	<b>0</b>	<b>0</b>	<b>0</b>	<b>0</b>	<b>0</b>	<b>0</b>	<b>0</b>	<b>0</b>

CMHC - Community Mental Health Center  
 SMI - Serious Mental Illness

**2025 ANNUAL KENTUCKY LONG TERM CARE UTILIZATION AND SERVICE REPORT**

**Table 2C - Personal Care Bed Census and Inpatient Days for Individuals With SMI**

CMHC Region / County / Facility	18-34		35-64		65-84		85 and Older		Total	
	SMI Census	SMI Inpatient Days	SMI Census	SMI Inpatient Days	SMI Census	SMI Inpatient Days	SMI Census	SMI Inpatient Days	SMI Census	SMI Inpatient Days
<b>MERCER</b>										
The Willows at Harrodsburg	0	0	0	0	0	0	0	0	0	0
<b>MERCER County Total:</b>	<b>0</b>	<b>0</b>	<b>0</b>	<b>0</b>	<b>0</b>	<b>0</b>	<b>0</b>	<b>0</b>	<b>0</b>	<b>0</b>
<b>POWELL</b>										
Stanton Nursing and Rehabilitation Center	0	0	0	0	0	0	0	0	0	0
<b>POWELL County Total:</b>	<b>0</b>	<b>0</b>	<b>0</b>	<b>0</b>	<b>0</b>	<b>0</b>	<b>0</b>	<b>0</b>	<b>0</b>	<b>0</b>
<b>WOODFORD</b>										
Taylor Manor Nursing Home	0	0	0	0	0	0	0	0	0	0
<b>WOODFORD County Total:</b>	<b>0</b>	<b>0</b>	<b>0</b>	<b>0</b>	<b>0</b>	<b>0</b>	<b>0</b>	<b>0</b>	<b>0</b>	<b>0</b>
<b>Bluegrass CMHC Total:</b>	<b>53</b>	<b>16,541</b>	<b>86</b>	<b>24,189</b>	<b>42</b>	<b>13,286</b>	<b>2</b>	<b>681</b>	<b>183</b>	<b>54,697</b>
<b>Communicare</b>										
<b>HARDIN</b>										
Helmwood Healthcare Ctr. and Elizabeth Sanford Swope Personal Care	0	0	0	0	0	0	0	0	0	0
Peridot Senior Living	0	0	0	0	0	0	0	0	0	0
Signature Healthcare at North Hardin Rehab	0	0	0	0	0	0	0	0	0	0
<b>HARDIN County Total:</b>	<b>0</b>	<b>0</b>	<b>0</b>	<b>0</b>	<b>0</b>	<b>0</b>	<b>0</b>	<b>0</b>	<b>0</b>	<b>0</b>
<b>MARION</b>										
Loretto Living Ctr. at Loretto Motherhouse Infirmary, Inc.	0	0	0	0	0	0	0	0	0	0

CMHC - Community Mental Health Center  
 SMI - Serious Mental Illness

**2025 ANNUAL KENTUCKY LONG TERM CARE UTILIZATION AND SERVICE REPORT**

**Table 2C - Personal Care Bed Census and Inpatient Days for Individuals With SMI**

CMHC Region / County / Facility	18-34		35-64		65-84		85 and Older		Total	
	SMI Census	SMI Inpatient Days	SMI Census	SMI Inpatient Days	SMI Census	SMI Inpatient Days	SMI Census	SMI Inpatient Days	SMI Census	SMI Inpatient Days
Village of Lebanon	0	0	0	0	0	0	0	0	0	0
<b>MARION County Total:</b>	<b>0</b>	<b>0</b>	<b>0</b>	<b>0</b>	<b>0</b>	<b>0</b>	<b>0</b>	<b>0</b>	<b>0</b>	<b>0</b>
WASHINGTON										
Sansbury Care Center	0	0	0	0	0	0	0	0	0	0
<b>WASHINGTON County Total:</b>	<b>0</b>	<b>0</b>	<b>0</b>	<b>0</b>	<b>0</b>	<b>0</b>	<b>0</b>	<b>0</b>	<b>0</b>	<b>0</b>
<b>Communicare CMHC Total:</b>	<b>0</b>	<b>0</b>	<b>0</b>	<b>0</b>	<b>0</b>	<b>0</b>	<b>0</b>	<b>0</b>	<b>0</b>	<b>0</b>
Cumberland River										
BELL										
Generations Center of Middlesboro	8	2920	34	12410	37	13505	2	730	81	29,565
<b>BELL County Total:</b>	<b>8</b>	<b>2,920</b>	<b>34</b>	<b>12,410</b>	<b>37</b>	<b>13,505</b>	<b>2</b>	<b>730</b>	<b>81</b>	<b>29,565</b>
HARLAN										
The Laurels	0	0	37	13505	40	14600	3	1095	80	29,200
<b>HARLAN County Total:</b>	<b>0</b>	<b>0</b>	<b>37</b>	<b>13,505</b>	<b>40</b>	<b>14,600</b>	<b>3</b>	<b>1,095</b>	<b>80</b>	<b>29,200</b>
KNOX										
Christian Health Center - Corbin	0	0	0	0	0	0	0	0	0	0
<b>KNOX County Total:</b>	<b>0</b>	<b>0</b>	<b>0</b>	<b>0</b>	<b>0</b>	<b>0</b>	<b>0</b>	<b>0</b>	<b>0</b>	<b>0</b>
<b>Cumberland River CMHC Total:</b>	<b>8</b>	<b>2,920</b>	<b>71</b>	<b>25,915</b>	<b>77</b>	<b>28,105</b>	<b>5</b>	<b>1,825</b>	<b>161</b>	<b>58,765</b>

CMHC - Community Mental Health Center  
 SMI - Serious Mental Illness

**2025 ANNUAL KENTUCKY LONG TERM CARE UTILIZATION AND SERVICE REPORT**

**Table 2C - Personal Care Bed Census and Inpatient Days for Individuals With SMI**

CMHC Region / County / Facility	18-34		35-64		65-84		85 and Older		Total	
	SMI Census	SMI Inpatient Days	SMI Census	SMI Inpatient Days	SMI Census	SMI Inpatient Days	SMI Census	SMI Inpatient Days	SMI Census	SMI Inpatient Days
<b>Four Rivers</b>										
<b>CARLISLE</b>										
Countryside Center	0	0	0	0	0	0	0	0	0	0
<b>CARLISLE County Total:</b>	<b>0</b>	<b>0</b>	<b>0</b>	<b>0</b>	<b>0</b>	<b>0</b>	<b>0</b>	<b>0</b>	<b>0</b>	<b>0</b>
<b>GRAVES</b>										
Fern Terrace of Mayfield	41	14760	55	19800	18	6480	0	0	114	41,040
<b>GRAVES County Total:</b>	<b>41</b>	<b>14,760</b>	<b>55</b>	<b>19,800</b>	<b>18</b>	<b>6,480</b>	<b>0</b>	<b>0</b>	<b>114</b>	<b>41,040</b>
<b>HICKMAN</b>										
Clinton Hickman County Nursing Facility	0	0	0	0	0	0	0	0	0	0
Clinton Place	0	0	1	20	3	1092	1	365	5	1,477
<b>HICKMAN County Total:</b>	<b>0</b>	<b>0</b>	<b>1</b>	<b>20</b>	<b>3</b>	<b>1,092</b>	<b>1</b>	<b>365</b>	<b>5</b>	<b>1,477</b>
<b>Four Rivers CMHC Total:</b>	<b>41</b>	<b>14,760</b>	<b>56</b>	<b>19,820</b>	<b>21</b>	<b>7,572</b>	<b>1</b>	<b>365</b>	<b>119</b>	<b>42,517</b>
<b>Kentucky River</b>										
<b>KNOTT</b>										
Golden Years Rest Home	45	730	65	730	11	730	0	0	121	2,190
<b>KNOTT County Total:</b>	<b>45</b>	<b>730</b>	<b>65</b>	<b>730</b>	<b>11</b>	<b>730</b>	<b>0</b>	<b>0</b>	<b>121</b>	<b>2,190</b>
<b>Kentucky River CMHC Total:</b>	<b>45</b>	<b>730</b>	<b>65</b>	<b>730</b>	<b>11</b>	<b>730</b>	<b>0</b>	<b>0</b>	<b>121</b>	<b>2,190</b>
<b>LifeSkills</b>										
<b>ALLEN</b>										
Cornerstone Manor	6	2190	21	7300	11	4015	0	0	38	13,505

CMHC - Community Mental Health Center  
 SMI - Serious Mental Illness

**2025 ANNUAL KENTUCKY LONG TERM CARE UTILIZATION AND SERVICE REPORT**

**Table 2C - Personal Care Bed Census and Inpatient Days for Individuals With SMI**

CMHC Region / County / Facility	18-34		35-64		65-84		85 and Older		Total	
	SMI Census	SMI Inpatient Days	SMI Census	SMI Inpatient Days	SMI Census	SMI Inpatient Days	SMI Census	SMI Inpatient Days	SMI Census	SMI Inpatient Days
Scottsville Manor	3	820	31	8301	16	3253	0	0	50	12,374
<b>ALLEN County Total:</b>	<b>9</b>	<b>3,010</b>	<b>52</b>	<b>15,601</b>	<b>27</b>	<b>7,268</b>	<b>0</b>	<b>0</b>	<b>88</b>	<b>25,879</b>
BARREN										
NHC HealthCare, Glasgow	0	0	0	0	0	0	0	0	0	0
<b>BARREN County Total:</b>	<b>0</b>	<b>0</b>	<b>0</b>	<b>0</b>	<b>0</b>	<b>0</b>	<b>0</b>	<b>0</b>	<b>0</b>	<b>0</b>
METCALFE										
Harpers Home for the Aged	0	0	0	0	0	0	0	0	0	0
Metcalfe Health Care Center	0	0	0	0	5	968	1	365	6	1,333
<b>METCALFE County Total:</b>	<b>0</b>	<b>0</b>	<b>0</b>	<b>0</b>	<b>5</b>	<b>968</b>	<b>1</b>	<b>365</b>	<b>6</b>	<b>1,333</b>
WARREN										
Christian Health Center of Bowling Green	0	0	0	0	0	0	0	0	0	0
<b>WARREN County Total:</b>	<b>0</b>	<b>0</b>	<b>0</b>	<b>0</b>	<b>0</b>	<b>0</b>	<b>0</b>	<b>0</b>	<b>0</b>	<b>0</b>
<b>LifeSkills CMHC Total:</b>	<b>9</b>	<b>3,010</b>	<b>52</b>	<b>15,601</b>	<b>32</b>	<b>8,236</b>	<b>1</b>	<b>365</b>	<b>94</b>	<b>27,212</b>
Mountain										
MAGOFFIN										
Salyersville Nursing and Rehabilitation Center	0	0	0	0	0	0	0	0	0	0
<b>MAGOFFIN County Total:</b>	<b>0</b>	<b>0</b>	<b>0</b>	<b>0</b>	<b>0</b>	<b>0</b>	<b>0</b>	<b>0</b>	<b>0</b>	<b>0</b>

CMHC - Community Mental Health Center  
 SMI - Serious Mental Illness

**2025 ANNUAL KENTUCKY LONG TERM CARE UTILIZATION AND SERVICE REPORT**

**Table 2C - Personal Care Bed Census and Inpatient Days for Individuals With SMI**

CMHC Region / County / Facility	18-34		35-64		65-84		85 and Older		Total	
	SMI Census	SMI Inpatient Days	SMI Census	SMI Inpatient Days	SMI Census	SMI Inpatient Days	SMI Census	SMI Inpatient Days	SMI Census	SMI Inpatient Days
<b>PIKE</b>										
Good Shepherd Community Nursing Center	0	0	0	0	0	0	0	0	0	0
<b>PIKE County Total:</b>	<b>0</b>	<b>0</b>	<b>0</b>	<b>0</b>	<b>0</b>	<b>0</b>	<b>0</b>	<b>0</b>	<b>0</b>	<b>0</b>
<b>Mountain CMHC Total:</b>	<b>0</b>	<b>0</b>	<b>0</b>	<b>0</b>	<b>0</b>	<b>0</b>	<b>0</b>	<b>0</b>	<b>0</b>	<b>0</b>
<b>NorthKey</b>										
<b>CAMPBELL</b>										
Carmel Manor	0	0	0	0	7	12	0	0	7	12
<b>CAMPBELL County Total:</b>	<b>0</b>	<b>0</b>	<b>0</b>	<b>0</b>	<b>7</b>	<b>12</b>	<b>0</b>	<b>0</b>	<b>7</b>	<b>12</b>
<b>CARROLL</b>										
Carrollton Manor	2	730	22	6160	13	4745	0	0	37	11,635
Valley Haven Rest Home	2	730	32	11680	22	8030	0	0	56	20,440
<b>CARROLL County Total:</b>	<b>4</b>	<b>1,460</b>	<b>54</b>	<b>17,840</b>	<b>35</b>	<b>12,775</b>	<b>0</b>	<b>0</b>	<b>93</b>	<b>32,075</b>
<b>KENTON</b>										
Ivy Knoll	0	0	0	0	7	2555	0	0	7	2,555
Regency Manor	0	0	0	0	0	0	0	0	0	0
Regency Manor North	0	0	0	0	0	0	0	0	0	0
<b>KENTON County Total:</b>	<b>0</b>	<b>0</b>	<b>0</b>	<b>0</b>	<b>7</b>	<b>2,555</b>	<b>0</b>	<b>0</b>	<b>7</b>	<b>2,555</b>
<b>PENDLETON</b>										
Falmouth Personal Care Home	8	2920	23	8395	2	730	0	0	33	12,045

CMHC - Community Mental Health Center  
 SMI - Serious Mental Illness

**2025 ANNUAL KENTUCKY LONG TERM CARE UTILIZATION AND SERVICE REPORT**

**Table 2C - Personal Care Bed Census and Inpatient Days for Individuals With SMI**

CMHC Region / County / Facility	18-34		35-64		65-84		85 and Older		Total	
	SMI Census	SMI Inpatient Days	SMI Census	SMI Inpatient Days	SMI Census	SMI Inpatient Days	SMI Census	SMI Inpatient Days	SMI Census	SMI Inpatient Days
The Front Gate	6	2190	16	5840	7	2555	0	0	29	10,585
<b>PENDLETON County Total:</b>	<b>14</b>	<b>5,110</b>	<b>39</b>	<b>14,235</b>	<b>9</b>	<b>3,285</b>	<b>0</b>	<b>0</b>	<b>62</b>	<b>22,630</b>
<b>NorthKey CMHC Total:</b>	<b>18</b>	<b>6,570</b>	<b>93</b>	<b>32,075</b>	<b>58</b>	<b>18,627</b>	<b>0</b>	<b>0</b>	<b>169</b>	<b>57,272</b>
<b>Pathways</b>										
<b>BOYD</b>										
Genesis Health of Ashland	10	3650	13	4745	10	3650	0	0	33	12,045
Genesis II Health	12	4380	9	3285	9	3285	2	730	32	11,680
Kings Daughters and Sons Home	0	0	0	0	0	0	0	0	0	0
<b>BOYD County Total:</b>	<b>22</b>	<b>8,030</b>	<b>22</b>	<b>8,030</b>	<b>19</b>	<b>6,935</b>	<b>2</b>	<b>730</b>	<b>65</b>	<b>23,725</b>
<b>GREENUP</b>										
Frasures Personal Care Home	9	2037	48	11628	16	3763	1	365	74	17,793
Trinity Station Retirement Community	0	0	0	0	0	0	0	0	0	0
<b>GREENUP County Total:</b>	<b>9</b>	<b>2,037</b>	<b>48</b>	<b>11,628</b>	<b>16</b>	<b>3,763</b>	<b>1</b>	<b>365</b>	<b>74</b>	<b>17,793</b>
<b>MENIFEE</b>										
Menifee Meadows Nursing and Rehab LLC	0	0	3	1095	0	0	0	0	3	1,095
<b>MENIFEE County Total:</b>	<b>0</b>	<b>0</b>	<b>3</b>	<b>1,095</b>	<b>0</b>	<b>0</b>	<b>0</b>	<b>0</b>	<b>3</b>	<b>1,095</b>
<b>MONTGOMERY</b>										
Mt. Sterling Personal Care, LLC	0	0	0	0	0	0	0	0	0	0
<b>MONTGOMERY County Total:</b>	<b>0</b>	<b>0</b>	<b>0</b>	<b>0</b>	<b>0</b>	<b>0</b>	<b>0</b>	<b>0</b>	<b>0</b>	<b>0</b>

CMHC - Community Mental Health Center  
 SMI - Serious Mental Illness

**2025 ANNUAL KENTUCKY LONG TERM CARE UTILIZATION AND SERVICE REPORT**

**Table 2C - Personal Care Bed Census and Inpatient Days for Individuals With SMI**

CMHC Region / County / Facility	18-34		35-64		65-84		85 and Older		Total	
	SMI Census	SMI Inpatient Days	SMI Census	SMI Inpatient Days	SMI Census	SMI Inpatient Days	SMI Census	SMI Inpatient Days	SMI Census	SMI Inpatient Days
<b>Pathways CMHC Total:</b>	<b>31</b>	<b>10,067</b>	<b>73</b>	<b>20,753</b>	<b>35</b>	<b>10,698</b>	<b>3</b>	<b>1,095</b>	<b>142</b>	<b>42,613</b>
<b>Pennyroyal</b>										
<b>CALDWELL</b>										
Highland Homes I LLC	4	1460	41	14965	16	5840	0	0	61	22,265
<b>CALDWELL County Total:</b>	<b>4</b>	<b>1,460</b>	<b>41</b>	<b>14,965</b>	<b>16</b>	<b>5,840</b>	<b>0</b>	<b>0</b>	<b>61</b>	<b>22,265</b>
<b>CHRISTIAN</b>										
Christian County Manor I LLC	50	730	40	730	0	0	0	0	90	1,460
Christian Health Center, Hopkinsville	0	0	0	0	0	0	0	0	0	0
Pennyryle I LLC	3	1095	4	1460	0	0	0	0	7	2,555
<b>CHRISTIAN County Total:</b>	<b>53</b>	<b>1,825</b>	<b>44</b>	<b>2,190</b>	<b>0</b>	<b>0</b>	<b>0</b>	<b>0</b>	<b>97</b>	<b>4,015</b>
<b>CRITTENDEN</b>										
Crittenden County Health and Rehabilitation Center	0	0	0	0	0	0	0	0	0	0
<b>CRITTENDEN County Total:</b>	<b>0</b>	<b>0</b>	<b>0</b>	<b>0</b>	<b>0</b>	<b>0</b>	<b>0</b>	<b>0</b>	<b>0</b>	<b>0</b>
<b>HOPKINS</b>										
Madisonville Rest Home I LLC	14	730	34	730	3	365	0	0	51	1,825
The Homestead	23	5755	28	7022	14	3511	9	2257	74	18,545
<b>HOPKINS County Total:</b>	<b>37</b>	<b>6,485</b>	<b>62</b>	<b>7,752</b>	<b>17</b>	<b>3,876</b>	<b>9</b>	<b>2,257</b>	<b>125</b>	<b>20,370</b>
<b>MUHLENBERG</b>										
Greenville Nursing and Rehabilitation	0	0	0	0	0	0	0	0	0	0

CMHC - Community Mental Health Center  
 SMI - Serious Mental Illness

**2025 ANNUAL KENTUCKY LONG TERM CARE UTILIZATION AND SERVICE REPORT**

**Table 2C - Personal Care Bed Census and Inpatient Days for Individuals With SMI**

CMHC Region / County / Facility	18-34		35-64		65-84		85 and Older		Total	
	SMI Census	SMI Inpatient Days	SMI Census	SMI Inpatient Days	SMI Census	SMI Inpatient Days	SMI Census	SMI Inpatient Days	SMI Census	SMI Inpatient Days
Sparks Nursing Center	6	1749	49	10735	22	7211	2	371	79	20,066
<b>MUHLENBERG County Total:</b>	<b>6</b>	<b>1,749</b>	<b>49</b>	<b>10,735</b>	<b>22</b>	<b>7,211</b>	<b>2</b>	<b>371</b>	<b>79</b>	<b>20,066</b>
TRIGG										
Better Senior Living I, LLC	9	3285	56	20440	17	6205	0	0	82	29,930
<b>TRIGG County Total:</b>	<b>9</b>	<b>3,285</b>	<b>56</b>	<b>20,440</b>	<b>17</b>	<b>6,205</b>	<b>0</b>	<b>0</b>	<b>82</b>	<b>29,930</b>
<b>Pennyroyal CMHC Total:</b>	<b>109</b>	<b>14,804</b>	<b>252</b>	<b>56,082</b>	<b>72</b>	<b>23,132</b>	<b>11</b>	<b>2,628</b>	<b>444</b>	<b>96,646</b>
River Valley										
DAVIESS										
Carmel Home	0	0	0	0	0	0	0	0	0	0
Chautauqua Health and Rehab	0	0	7	2555	6	2190	4	1460	17	6,205
Davco Rest Home	5	1415	56	16668	29	9522	0	0	90	27,605
Fern Terrace of Owensboro, LLC	0	0	24	6059	31	8794	1	211	56	15,064
<b>DAVIESS County Total:</b>	<b>5</b>	<b>1,415</b>	<b>87</b>	<b>25,282</b>	<b>66</b>	<b>20,506</b>	<b>5</b>	<b>1,671</b>	<b>163</b>	<b>48,874</b>
HANCOCK										
Lewisport Rest Home I LLC	26	9490	40	14600	4	1460	0	0	70	25,550
<b>HANCOCK County Total:</b>	<b>26</b>	<b>9,490</b>	<b>40</b>	<b>14,600</b>	<b>4</b>	<b>1,460</b>	<b>0</b>	<b>0</b>	<b>70</b>	<b>25,550</b>
HENDERSON										
Henderson Manor	11	4015	33	11680	5	1825	0	0	49	17,520
<b>HENDERSON County Total:</b>	<b>11</b>	<b>4,015</b>	<b>33</b>	<b>11,680</b>	<b>5</b>	<b>1,825</b>	<b>0</b>	<b>0</b>	<b>49</b>	<b>17,520</b>

CMHC - Community Mental Health Center  
 SMI - Serious Mental Illness

**2025 ANNUAL KENTUCKY LONG TERM CARE UTILIZATION AND SERVICE REPORT**

**Table 2C - Personal Care Bed Census and Inpatient Days for Individuals With SMI**

CMHC Region / County / Facility	18-34		35-64		65-84		85 and Older		Total	
	SMI Census	SMI Inpatient Days	SMI Census	SMI Inpatient Days	SMI Census	SMI Inpatient Days	SMI Census	SMI Inpatient Days	SMI Census	SMI Inpatient Days
<b>OHIO</b>										
Beaver Dam Nursing and Rehab Center	0	0	1	365	3	770	1	36	5	1,171
<b>OHIO County Total:</b>	<b>0</b>	<b>0</b>	<b>1</b>	<b>365</b>	<b>3</b>	<b>770</b>	<b>1</b>	<b>36</b>	<b>5</b>	<b>1,171</b>
<b>River Valley CMHC Total:</b>	<b>42</b>	<b>14,920</b>	<b>161</b>	<b>51,927</b>	<b>78</b>	<b>24,561</b>	<b>6</b>	<b>1,707</b>	<b>287</b>	<b>93,115</b>
<b>Seven Counties</b>										
<b>BULLITT</b>										
Colonial House of Shepherdsville	4	1460	50	18250	11	4015	0	0	65	23,725
<b>BULLITT County Total:</b>	<b>4</b>	<b>1,460</b>	<b>50</b>	<b>18,250</b>	<b>11</b>	<b>4,015</b>	<b>0</b>	<b>0</b>	<b>65</b>	<b>23,725</b>
<b>JEFFERSON</b>										
Barton House of Louisville 1	0	0	0	0	0	0	0	0	0	0
Crescent Grove Memory and Personal Care Community and Sam Swope Center	0	0	0	0	1	365	0	0	1	365
Eastern Star Home in KY	0	0	0	0	1	110	0	0	1	110
Glen Ridge Health Campus	0	0	0	0	0	0	0	0	0	0
Hallmark House Louisville II	0	0	0	0	0	0	0	0	0	0
Little Sisters of the Poor	0	0	0	0	0	0	0	0	0	0
Louisville Protestant Altenheim	0	0	0	0	0	0	0	0	0	0
Nazareth Home	0	0	0	0	21	21	13	13	34	34
Nazareth Home Clifton	0	0	0	0	0	0	0	0	0	0

CMHC - Community Mental Health Center  
 SMI - Serious Mental Illness

**2025 ANNUAL KENTUCKY LONG TERM CARE UTILIZATION AND SERVICE REPORT**

**Table 2C - Personal Care Bed Census and Inpatient Days for Individuals With SMI**

CMHC Region / County / Facility	18-34		35-64		65-84		85 and Older		Total	
	SMI Census	SMI Inpatient Days	SMI Census	SMI Inpatient Days	SMI Census	SMI Inpatient Days	SMI Census	SMI Inpatient Days	SMI Census	SMI Inpatient Days
The Pinnacle of Louisville	0	0	0	0	0	0	0	0	0	0
The Springs at Stony Brook	0	0	0	0	0	0	0	0	0	0
Treyton Oaks Towers	0	0	0	0	6	1004	8	2405	14	3,409
Wesley Manor	0	0	0	0	0	0	0	0	0	0
<b>JEFFERSON County Total:</b>	<b>0</b>	<b>0</b>	<b>0</b>	<b>0</b>	<b>29</b>	<b>1,500</b>	<b>21</b>	<b>2,418</b>	<b>50</b>	<b>3,918</b>
<b>SHELBY</b>										
Colonial Manor	10	730	45	730	2	365	0	0	57	1,825
Maple Grove Senior Living LLC	0	0	0	0	0	0	0	0	0	0
<b>SHELBY County Total:</b>	<b>10</b>	<b>730</b>	<b>45</b>	<b>730</b>	<b>2</b>	<b>365</b>	<b>0</b>	<b>0</b>	<b>57</b>	<b>1,825</b>
<b>Seven Counties CMHC Total:</b>	<b>14</b>	<b>2,190</b>	<b>95</b>	<b>18,980</b>	<b>42</b>	<b>5,880</b>	<b>21</b>	<b>2,418</b>	<b>172</b>	<b>29,468</b>
<b>State Total</b>	<b>377</b>	<b>89,067</b>	<b>1,115</b>	<b>295,117</b>	<b>492</b>	<b>149,587</b>	<b>50</b>	<b>11,084</b>	<b>2,034</b>	<b>544,855</b>

CMHC - Community Mental Health Center  
 SMI - Serious Mental Illness

## 2025 ANNUAL KENTUCKY LONG TERM CARE UTILIZATION AND SERVICE REPORT

### Table 2CC - Personal Care Bed Census and Inpatient Days

#### Residents With SMI Receiving State Supplementation

CMHC Region / County / Facility	18-34		35-64		65-84		85 and Older		Total	
	SMI State Supp. Census	SMI State Supp. Inpatient Days	SMI State Supp. Census	SMI State Supp. Inpatient Days	SMI State Supp. Census	SMI State Supp. Inpatient Days	SMI State Supp. Census	SMI State Supp. Inpatient Days	SMI and State Supp. Census	SMI and State Supp. Inpatient Days
<b>Adanta</b>										
<b>MCCREARY</b>										
Cumberland Manor Rest Home I LLC	2	730	41	14965	18	6570	0	0	61	22,265
<b>MCCREARY County Total:</b>	<b>2</b>	<b>730</b>	<b>41</b>	<b>14,965</b>	<b>18</b>	<b>6,570</b>	<b>0</b>	<b>0</b>	<b>61</b>	<b>22,265</b>
<b>TAYLOR</b>										
Bluegrass Way	0	0	0	0	0	0	0	0	0	0
<b>TAYLOR County Total:</b>	<b>0</b>	<b>0</b>	<b>0</b>	<b>0</b>	<b>0</b>	<b>0</b>	<b>0</b>	<b>0</b>	<b>0</b>	<b>0</b>
<b>WAYNE</b>										
Dishman Personal Care Home	5	1825	67	14080	5	1825	0	0	77	17,730
Mountain Ridge Health and Rehabilitation	0	0	0	0	0	0	0	0	0	0
<b>WAYNE County Total:</b>	<b>5</b>	<b>1,825</b>	<b>67</b>	<b>14,080</b>	<b>5</b>	<b>1,825</b>	<b>0</b>	<b>0</b>	<b>77</b>	<b>17,730</b>
<b>Adanta CMHC Total:</b>	<b>7</b>	<b>2,555</b>	<b>108</b>	<b>29,045</b>	<b>23</b>	<b>8,395</b>	<b>0</b>	<b>0</b>	<b>138</b>	<b>39,995</b>
<b>Bluegrass</b>										
<b>BOURBON</b>										
Bourbon Heights	0	0	0	0	0	0	0	0	0	0
<b>BOURBON County Total:</b>	<b>0</b>	<b>0</b>	<b>0</b>	<b>0</b>	<b>0</b>	<b>0</b>	<b>0</b>	<b>0</b>	<b>0</b>	<b>0</b>
<b>ESTILL</b>										
Irvine Nursing and Rehabilitation	0	0	1	174	1	365	0	0	2	539
<b>ESTILL County Total:</b>	<b>0</b>	<b>0</b>	<b>1</b>	<b>174</b>	<b>1</b>	<b>365</b>	<b>0</b>	<b>0</b>	<b>2</b>	<b>539</b>

CMHC - Community Mental Health Center  
 SMI - Serious Mental Illness  
 State Supp. - Supplementation for needy persons who are aged, blind or have a disability (KRS 205.245)

**2025 ANNUAL KENTUCKY LONG TERM CARE UTILIZATION AND SERVICE REPORT**

**Table 2CC - Personal Care Bed Census and Inpatient Days**

**Residents With SMI Receiving State Supplementation**

CMHC Region / County / Facility	18-34		35-64		65-84		85 and Older		Total	
	SMI State Supp. Census	SMI State Supp. Inpatient Days	SMI State Supp. Census	SMI State Supp. Inpatient Days	SMI State Supp. Census	SMI State Supp. Inpatient Days	SMI State Supp. Census	SMI State Supp. Inpatient Days	SMI and State Supp. Census	SMI and State Supp. Inpatient Days
<b>FAYETTE</b>										
Central Ky Recovery Center Unit 1	0	0	0	0	0	0	0	0	0	0
Central KY Recovery Center Unit 2	5	759	17	2756	0	0	0	0	22	3,515
Richmond Place Senior Living	0	0	0	0	0	0	0	0	0	0
The Willows at Hamburg	0	0	0	0	0	0	0	0	0	0
<b>FAYETTE County Total:</b>	<b>5</b>	<b>759</b>	<b>17</b>	<b>2,756</b>	<b>0</b>	<b>0</b>	<b>0</b>	<b>0</b>	<b>22</b>	<b>3,515</b>
<b>HARRISON</b>										
Parkside Manor	35	12775	24	8760	4	1460	0	0	63	22,995
Shady Lawn	0	0	0	0	0	0	0	0	0	0
<b>HARRISON County Total:</b>	<b>35</b>	<b>12,775</b>	<b>24</b>	<b>8,760</b>	<b>4</b>	<b>1,460</b>	<b>0</b>	<b>0</b>	<b>63</b>	<b>22,995</b>
<b>JESSAMINE</b>										
Rose Terrace, LLC	4	1346	17	5744	19	6389	1	316	41	13,795
Wesley Village	0	0	0	0	0	0	0	0	0	0
<b>JESSAMINE County Total:</b>	<b>4</b>	<b>1,346</b>	<b>17</b>	<b>5,744</b>	<b>19</b>	<b>6,389</b>	<b>1</b>	<b>316</b>	<b>41</b>	<b>13,795</b>
<b>LINCOLN</b>										
Waynesburg Manor	2	730	23	6355	10	2730	0	0	35	9,815
<b>LINCOLN County Total:</b>	<b>2</b>	<b>730</b>	<b>23</b>	<b>6,355</b>	<b>10</b>	<b>2,730</b>	<b>0</b>	<b>0</b>	<b>35</b>	<b>9,815</b>

CMHC - Community Mental Health Center  
 SMI - Serious Mental Illness  
 State Supp. - Supplementation for needy persons who are aged, blind or have a disability (KRS 205.245)

**2025 ANNUAL KENTUCKY LONG TERM CARE UTILIZATION AND SERVICE REPORT**

**Table 2CC - Personal Care Bed Census and Inpatient Days**

**Residents With SMI Receiving State Supplementation**

CMHC Region / County / Facility	18-34		35-64		65-84		85 and Older		Total	
	SMI State Supp. Census	SMI State Supp. Inpatient Days	SMI State Supp. Census	SMI State Supp. Inpatient Days	SMI State Supp. Census	SMI State Supp. Inpatient Days	SMI State Supp. Census	SMI State Supp. Inpatient Days	SMI and State Supp. Census	SMI and State Supp. Inpatient Days
<b>MADISON</b>										
Telford Terrace	0	0	0	0	0	0	0	0	0	0
<b>MADISON County Total:</b>	<b>0</b>	<b>0</b>	<b>0</b>	<b>0</b>	<b>0</b>	<b>0</b>	<b>0</b>	<b>0</b>	<b>0</b>	<b>0</b>
<b>MERCER</b>										
The Willows at Harrodsburg	0	0	0	0	0	0	0	0	0	0
<b>MERCER County Total:</b>	<b>0</b>	<b>0</b>	<b>0</b>	<b>0</b>	<b>0</b>	<b>0</b>	<b>0</b>	<b>0</b>	<b>0</b>	<b>0</b>
<b>POWELL</b>										
Stanton Nursing and Rehabilitation Center	0	0	0	0	0	0	0	0	0	0
<b>POWELL County Total:</b>	<b>0</b>	<b>0</b>	<b>0</b>	<b>0</b>	<b>0</b>	<b>0</b>	<b>0</b>	<b>0</b>	<b>0</b>	<b>0</b>
<b>WOODFORD</b>										
Taylor Manor Nursing Home	0	0	0	0	0	0	0	0	0	0
<b>WOODFORD County Total:</b>	<b>0</b>	<b>0</b>	<b>0</b>	<b>0</b>	<b>0</b>	<b>0</b>	<b>0</b>	<b>0</b>	<b>0</b>	<b>0</b>
<b>Bluegrass CMHC Total:</b>	<b>46</b>	<b>15,610</b>	<b>82</b>	<b>23,789</b>	<b>34</b>	<b>10,944</b>	<b>1</b>	<b>316</b>	<b>163</b>	<b>50,659</b>

**Communicare**

<b>HARDIN</b>										
Helmwood Healthcare Ctr. and Elizabeth Sanford Swope Personal Care	0	0	0	0	0	0	0	0	0	0
Peridot Senior Living	0	0	0	0	0	0	0	0	0	0

CMHC - Community Mental Health Center  
 SMI - Serious Mental Illness  
 State Supp. - Supplementation for needy persons who are aged, blind or have a disability (KRS 205.245)

**2025 ANNUAL KENTUCKY LONG TERM CARE UTILIZATION AND SERVICE REPORT**

**Table 2CC - Personal Care Bed Census and Inpatient Days**

**Residents With SMI Receiving State Supplementation**

CMHC Region / County / Facility	18-34		35-64		65-84		85 and Older		Total	
	SMI State Supp. Census	SMI State Supp. Inpatient Days	SMI State Supp. Census	SMI State Supp. Inpatient Days	SMI State Supp. Census	SMI State Supp. Inpatient Days	SMI State Supp. Census	SMI State Supp. Inpatient Days	SMI and State Supp. Census	SMI and State Supp. Inpatient Days
Signature Healthcare at North Hardin Rehab	0	0	0	0	0	0	0	0	0	0
<b>HARDIN County Total:</b>	<b>0</b>	<b>0</b>	<b>0</b>	<b>0</b>	<b>0</b>	<b>0</b>	<b>0</b>	<b>0</b>	<b>0</b>	<b>0</b>
<b>MARION</b>										
Loretto Living Ctr. at Loretto Motherhouse Infirmary, Inc.	0	0	0	0	0	0	0	0	0	0
Village of Lebanon	0	0	0	0	0	0	0	0	0	0
<b>MARION County Total:</b>	<b>0</b>	<b>0</b>	<b>0</b>	<b>0</b>	<b>0</b>	<b>0</b>	<b>0</b>	<b>0</b>	<b>0</b>	<b>0</b>
<b>WASHINGTON</b>										
Sansbury Care Center	0	0	0	0	0	0	0	0	0	0
<b>WASHINGTON County Total:</b>	<b>0</b>	<b>0</b>	<b>0</b>	<b>0</b>	<b>0</b>	<b>0</b>	<b>0</b>	<b>0</b>	<b>0</b>	<b>0</b>
<b>Communicare CMHC Total:</b>	<b>0</b>	<b>0</b>	<b>0</b>	<b>0</b>	<b>0</b>	<b>0</b>	<b>0</b>	<b>0</b>	<b>0</b>	<b>0</b>
Cumberland River										
<b>BELL</b>										
Generations Center of Middlesboro	8	2920	34	12410	37	13505	2	730	81	29,565
<b>BELL County Total:</b>	<b>8</b>	<b>2,920</b>	<b>34</b>	<b>12,410</b>	<b>37</b>	<b>13,505</b>	<b>2</b>	<b>730</b>	<b>81</b>	<b>29,565</b>
<b>HARLAN</b>										
The Laurels	0	0	37	13505	37	13505	3	1095	77	28,105
<b>HARLAN County Total:</b>	<b>0</b>	<b>0</b>	<b>37</b>	<b>13,505</b>	<b>37</b>	<b>13,505</b>	<b>3</b>	<b>1,095</b>	<b>77</b>	<b>28,105</b>

CMHC - Community Mental Health Center  
 SMI - Serious Mental Illness  
 State Supp. - Supplementation for needy persons who are aged, blind or have a disability (KRS 205.245)

**2025 ANNUAL KENTUCKY LONG TERM CARE UTILIZATION AND SERVICE REPORT**

**Table 2CC - Personal Care Bed Census and Inpatient Days**

**Residents With SMI Receiving State Supplementation**

CMHC Region / County / Facility	18-34		35-64		65-84		85 and Older		Total	
	SMI State Supp. Census	SMI State Supp. Inpatient Days	SMI State Supp. Census	SMI State Supp. Inpatient Days	SMI State Supp. Census	SMI State Supp. Inpatient Days	SMI State Supp. Census	SMI State Supp. Inpatient Days	SMI and State Supp. Census	SMI and State Supp. Inpatient Days
<b>KNOX</b>										
Christian Health Center - Corbin	0	0	0	0	0	0	0	0	0	0
<b>KNOX County Total:</b>	<b>0</b>	<b>0</b>	<b>0</b>	<b>0</b>	<b>0</b>	<b>0</b>	<b>0</b>	<b>0</b>	<b>0</b>	<b>0</b>
<b>Cumberland River CMHC Total:</b>	<b>8</b>	<b>2,920</b>	<b>71</b>	<b>25,915</b>	<b>74</b>	<b>27,010</b>	<b>5</b>	<b>1,825</b>	<b>158</b>	<b>57,670</b>
<b>Four Rivers</b>										
<b>CARLISLE</b>										
Countryside Center	0	0	0	0	0	0	0	0	0	0
<b>CARLISLE County Total:</b>	<b>0</b>	<b>0</b>	<b>0</b>	<b>0</b>	<b>0</b>	<b>0</b>	<b>0</b>	<b>0</b>	<b>0</b>	<b>0</b>
<b>GRAVES</b>										
Fern Terrace of Mayfield	41	14760	50	18000	15	5400	0	0	106	38,160
<b>GRAVES County Total:</b>	<b>41</b>	<b>14,760</b>	<b>50</b>	<b>18,000</b>	<b>15</b>	<b>5,400</b>	<b>0</b>	<b>0</b>	<b>106</b>	<b>38,160</b>
<b>HICKMAN</b>										
Clinton Hickman County Nursing Facility	0	0	0	0	0	0	0	0	0	0
Clinton Place	0	0	1	20	1	365	1	365	3	750
<b>HICKMAN County Total:</b>	<b>0</b>	<b>0</b>	<b>1</b>	<b>20</b>	<b>1</b>	<b>365</b>	<b>1</b>	<b>365</b>	<b>3</b>	<b>750</b>
<b>Four Rivers CMHC Total:</b>	<b>41</b>	<b>14,760</b>	<b>51</b>	<b>18,020</b>	<b>16</b>	<b>5,765</b>	<b>1</b>	<b>365</b>	<b>109</b>	<b>38,910</b>

CMHC - Community Mental Health Center  
 SMI - Serious Mental Illness  
 State Supp. - Supplementation for needy persons who are aged, blind or have a disability (KRS 205.245)

**2025 ANNUAL KENTUCKY LONG TERM CARE UTILIZATION AND SERVICE REPORT**

**Table 2CC - Personal Care Bed Census and Inpatient Days**

**Residents With SMI Receiving State Supplementation**

CMHC Region / County / Facility	18-34		35-64		65-84		85 and Older		Total	
	SMI State Supp. Census	SMI State Supp. Inpatient Days	SMI State Supp. Census	SMI State Supp. Inpatient Days	SMI State Supp. Census	SMI State Supp. Inpatient Days	SMI State Supp. Census	SMI State Supp. Inpatient Days	SMI and State Supp. Census	SMI and State Supp. Inpatient Days
<b>Kentucky River</b>										
<b>KNOTT</b>										
Golden Years Rest Home	7	730	36	730	5	730	0	0	48	2,190
<b>KNOTT County Total:</b>	<b>7</b>	<b>730</b>	<b>36</b>	<b>730</b>	<b>5</b>	<b>730</b>	<b>0</b>	<b>0</b>	<b>48</b>	<b>2,190</b>
<b>Kentucky River CMHC Total:</b>	<b>7</b>	<b>730</b>	<b>36</b>	<b>730</b>	<b>5</b>	<b>730</b>	<b>0</b>	<b>0</b>	<b>48</b>	<b>2,190</b>
<b>LifeSkills</b>										
<b>ALLEN</b>										
Cornerstone Manor	6	2190	21	7300	11	4015	0	0	38	13,505
Scottsville Manor	3	820	23	7280	12	2393	0	0	38	10,493
<b>ALLEN County Total:</b>	<b>9</b>	<b>3,010</b>	<b>44</b>	<b>14,580</b>	<b>23</b>	<b>6,408</b>	<b>0</b>	<b>0</b>	<b>76</b>	<b>23,998</b>
<b>BARREN</b>										
NHC HealthCare, Glasgow	0	0	0	0	0	0	0	0	0	0
<b>BARREN County Total:</b>	<b>0</b>	<b>0</b>	<b>0</b>	<b>0</b>	<b>0</b>	<b>0</b>	<b>0</b>	<b>0</b>	<b>0</b>	<b>0</b>
<b>METCALFE</b>										
Harpers Home for the Aged	0	0	0	0	0	0	0	0	0	0
Metcalfe Health Care Center	0	0	0	0	5	968	1	365	6	1,333
<b>METCALFE County Total:</b>	<b>0</b>	<b>0</b>	<b>0</b>	<b>0</b>	<b>5</b>	<b>968</b>	<b>1</b>	<b>365</b>	<b>6</b>	<b>1,333</b>

CMHC - Community Mental Health Center  
 SMI - Serious Mental Illness  
 State Supp. - Supplementation for needy persons who are aged, blind or have a disability (KRS 205.245)

**2025 ANNUAL KENTUCKY LONG TERM CARE UTILIZATION AND SERVICE REPORT**

**Table 2CC - Personal Care Bed Census and Inpatient Days**

**Residents With SMI Receiving State Supplementation**

CMHC Region / County / Facility	18-34		35-64		65-84		85 and Older		Total	
	SMI State Supp. Census	SMI State Supp. Inpatient Days	SMI State Supp. Census	SMI State Supp. Inpatient Days	SMI State Supp. Census	SMI State Supp. Inpatient Days	SMI State Supp. Census	SMI State Supp. Inpatient Days	SMI and State Supp. Census	SMI and State Supp. Inpatient Days
<b>WARREN</b>										
Christian Health Center of Bowling Green	0	0	0	0	0	0	0	0	0	0
<b>WARREN County Total:</b>	<b>0</b>	<b>0</b>	<b>0</b>	<b>0</b>	<b>0</b>	<b>0</b>	<b>0</b>	<b>0</b>	<b>0</b>	<b>0</b>
<b>LifeSkills CMHC Total:</b>	<b>9</b>	<b>3,010</b>	<b>44</b>	<b>14,580</b>	<b>28</b>	<b>7,376</b>	<b>1</b>	<b>365</b>	<b>82</b>	<b>25,331</b>
<b>Mountain</b>										
<b>MAGOFFIN</b>										
Salyersville Nursing and Rehabilitation Center	0	0	0	0	0	0	0	0	0	0
<b>MAGOFFIN County Total:</b>	<b>0</b>	<b>0</b>	<b>0</b>	<b>0</b>	<b>0</b>	<b>0</b>	<b>0</b>	<b>0</b>	<b>0</b>	<b>0</b>
<b>PIKE</b>										
Good Shepherd Community Nursing Center	0	0	0	0	0	0	0	0	0	0
<b>PIKE County Total:</b>	<b>0</b>	<b>0</b>	<b>0</b>	<b>0</b>	<b>0</b>	<b>0</b>	<b>0</b>	<b>0</b>	<b>0</b>	<b>0</b>
<b>Mountain CMHC Total:</b>	<b>0</b>	<b>0</b>	<b>0</b>	<b>0</b>	<b>0</b>	<b>0</b>	<b>0</b>	<b>0</b>	<b>0</b>	<b>0</b>
<b>NorthKey</b>										
<b>CAMPBELL</b>										
Carmel Manor	0	0	0	0	5	7	0	0	5	7
<b>CAMPBELL County Total:</b>	<b>0</b>	<b>0</b>	<b>0</b>	<b>0</b>	<b>5</b>	<b>7</b>	<b>0</b>	<b>0</b>	<b>5</b>	<b>7</b>
<b>CARROLL</b>										
Carrollton Manor	2	730	20	5430	11	4015	0	0	33	10,175

CMHC - Community Mental Health Center  
 SMI - Serious Mental Illness  
 State Supp. - Supplementation for needy persons who are aged, blind or have a disability (KRS 205.245)

**2025 ANNUAL KENTUCKY LONG TERM CARE UTILIZATION AND SERVICE REPORT**

**Table 2CC - Personal Care Bed Census and Inpatient Days**

**Residents With SMI Receiving State Supplementation**

CMHC Region / County / Facility	18-34		35-64		65-84		85 and Older		Total	
	SMI State Supp. Census	SMI State Supp. Inpatient Days	SMI State Supp. Census	SMI State Supp. Inpatient Days	SMI State Supp. Census	SMI State Supp. Inpatient Days	SMI State Supp. Census	SMI State Supp. Inpatient Days	SMI and State Supp. Census	SMI and State Supp. Inpatient Days
Valley Haven Rest Home	2	730	32	11680	20	7300	0	0	54	19,710
<b>CARROLL County Total:</b>	<b>4</b>	<b>1,460</b>	<b>52</b>	<b>17,110</b>	<b>31</b>	<b>11,315</b>	<b>0</b>	<b>0</b>	<b>87</b>	<b>29,885</b>
<b>KENTON</b>										
Ivy Knoll	0	0	0	0	0	0	0	0	0	0
Regency Manor	0	0	0	0	0	0	0	0	0	0
Regency Manor North	0	0	0	0	0	0	0	0	0	0
<b>KENTON County Total:</b>	<b>0</b>	<b>0</b>	<b>0</b>	<b>0</b>	<b>0</b>	<b>0</b>	<b>0</b>	<b>0</b>	<b>0</b>	<b>0</b>
<b>PENDLETON</b>										
Falmouth Personal Care Home	8	2920	23	8395	2	730	0	0	33	12,045
The Front Gate	5	1825	8	2920	2	730	0	0	15	5,475
<b>PENDLETON County Total:</b>	<b>13</b>	<b>4,745</b>	<b>31</b>	<b>11,315</b>	<b>4</b>	<b>1,460</b>	<b>0</b>	<b>0</b>	<b>48</b>	<b>17,520</b>
<b>NorthKey CMHC Total:</b>	<b>17</b>	<b>6,205</b>	<b>83</b>	<b>28,425</b>	<b>40</b>	<b>12,782</b>	<b>0</b>	<b>0</b>	<b>140</b>	<b>47,412</b>
<b>Pathways</b>										
<b>BOYD</b>										
Genesis Health of Ashland	10	3650	13	4745	10	3650	0	0	33	12,045
Genesis II Health	12	4380	9	3285	9	3285	2	730	32	11,680
Kings Daughters and Sons Home	0	0	0	0	0	0	0	0	0	0
<b>BOYD County Total:</b>	<b>22</b>	<b>8,030</b>	<b>22</b>	<b>8,030</b>	<b>19</b>	<b>6,935</b>	<b>2</b>	<b>730</b>	<b>65</b>	<b>23,725</b>

CMHC - Community Mental Health Center  
 SMI - Serious Mental Illness  
 State Supp. - Supplementation for needy persons who are aged, blind or have a disability (KRS 205.245)

**2025 ANNUAL KENTUCKY LONG TERM CARE UTILIZATION AND SERVICE REPORT**

**Table 2CC - Personal Care Bed Census and Inpatient Days**

**Residents With SMI Receiving State Supplementation**

CMHC Region / County / Facility	18-34		35-64		65-84		85 and Older		Total	
	SMI State Supp. Census	SMI State Supp. Inpatient Days	SMI State Supp. Census	SMI State Supp. Inpatient Days	SMI State Supp. Census	SMI State Supp. Inpatient Days	SMI State Supp. Census	SMI State Supp. Inpatient Days	SMI and State Supp. Census	SMI and State Supp. Inpatient Days
<b>GREENUP</b>										
Frasures Personal Care Home	9	2037	48	11628	14	3049	1	365	72	17,079
Trinity Station Retirement Community	0	0	0	0	0	0	0	0	0	0
<b>GREENUP County Total:</b>	<b>9</b>	<b>2,037</b>	<b>48</b>	<b>11,628</b>	<b>14</b>	<b>3,049</b>	<b>1</b>	<b>365</b>	<b>72</b>	<b>17,079</b>
<b>MENIFEE</b>										
Meniffee Meadows Nursing and Rehab LLC	0	0	3	1095	0	0	0	0	3	1,095
<b>MENIFEE County Total:</b>	<b>0</b>	<b>0</b>	<b>3</b>	<b>1,095</b>	<b>0</b>	<b>0</b>	<b>0</b>	<b>0</b>	<b>3</b>	<b>1,095</b>
<b>MONTGOMERY</b>										
Mt. Sterling Personal Care, LLC	0	0	0	0	0	0	0	0	0	0
<b>MONTGOMERY County Total:</b>	<b>0</b>	<b>0</b>	<b>0</b>	<b>0</b>	<b>0</b>	<b>0</b>	<b>0</b>	<b>0</b>	<b>0</b>	<b>0</b>
<b>Pathways CMHC Total:</b>	<b>31</b>	<b>10,067</b>	<b>73</b>	<b>20,753</b>	<b>33</b>	<b>9,984</b>	<b>3</b>	<b>1,095</b>	<b>140</b>	<b>41,899</b>
<b>Pennyroyal</b>										
<b>CALDWELL</b>										
Highland Homes I LLC	4	1460	41	14965	16	5840	0	0	61	22,265
<b>CALDWELL County Total:</b>	<b>4</b>	<b>1,460</b>	<b>41</b>	<b>14,965</b>	<b>16</b>	<b>5,840</b>	<b>0</b>	<b>0</b>	<b>61</b>	<b>22,265</b>
<b>CHRISTIAN</b>										
Christian County Manor I LLC	50	730	40	730	0	0	0	0	90	1,460

CMHC - Community Mental Health Center  
 SMI - Serious Mental Illness  
 State Supp. - Supplementation for needy persons who are aged, blind or have a disability (KRS 205.245)

**2025 ANNUAL KENTUCKY LONG TERM CARE UTILIZATION AND SERVICE REPORT**

**Table 2CC - Personal Care Bed Census and Inpatient Days**

**Residents With SMI Receiving State Supplementation**

CMHC Region / County / Facility	18-34		35-64		65-84		85 and Older		Total	
	SMI State Supp. Census	SMI State Supp. Inpatient Days	SMI State Supp. Census	SMI State Supp. Inpatient Days	SMI State Supp. Census	SMI State Supp. Inpatient Days	SMI State Supp. Census	SMI State Supp. Inpatient Days	SMI and State Supp. Census	SMI and State Supp. Inpatient Days
Christian Health Center, Hopkinsville	0	0	0	0	0	0	0	0	0	0
Pennyryle I LLC	2	730	4	1460	0	0	0	0	6	2,190
<b>CHRISTIAN County Total:</b>	<b>52</b>	<b>1,460</b>	<b>44</b>	<b>2,190</b>	<b>0</b>	<b>0</b>	<b>0</b>	<b>0</b>	<b>96</b>	<b>3,650</b>
<b>CRITTENDEN</b>										
Crittenden County Health and Rehabilitation Center	0	0	0	0	0	0	0	0	0	0
<b>CRITTENDEN County Total:</b>	<b>0</b>	<b>0</b>	<b>0</b>	<b>0</b>	<b>0</b>	<b>0</b>	<b>0</b>	<b>0</b>	<b>0</b>	<b>0</b>
<b>HOPKINS</b>										
Madisonville Rest Home I LLC	14	730	33	730	3	365	0	0	50	1,825
The Homestead	23	5755	28	7022	14	3511	9	2257	74	18,545
<b>HOPKINS County Total:</b>	<b>37</b>	<b>6,485</b>	<b>61</b>	<b>7,752</b>	<b>17</b>	<b>3,876</b>	<b>9</b>	<b>2,257</b>	<b>124</b>	<b>20,370</b>
<b>MUHLENBERG</b>										
Greenville Nursing and Rehabilitation	0	0	0	0	0	0	0	0	0	0
Sparks Nursing Center	6	1749	44	9824	13	4745	1	365	64	16,683
<b>MUHLENBERG County Total:</b>	<b>6</b>	<b>1,749</b>	<b>44</b>	<b>9,824</b>	<b>13</b>	<b>4,745</b>	<b>1</b>	<b>365</b>	<b>64</b>	<b>16,683</b>
<b>TRIGG</b>										
Better Senior Living I, LLC	9	3285	56	20440	17	6205	0	0	82	29,930
<b>TRIGG County Total:</b>	<b>9</b>	<b>3,285</b>	<b>56</b>	<b>20,440</b>	<b>17</b>	<b>6,205</b>	<b>0</b>	<b>0</b>	<b>82</b>	<b>29,930</b>
<b>Pennyroyal CMHC Total:</b>	<b>108</b>	<b>14,439</b>	<b>246</b>	<b>55,171</b>	<b>63</b>	<b>20,666</b>	<b>10</b>	<b>2,622</b>	<b>427</b>	<b>92,898</b>

CMHC - Community Mental Health Center  
 SMI - Serious Mental Illness  
 State Supp. - Supplementation for needy persons who are aged, blind or have a disability (KRS 205.245)

**2025 ANNUAL KENTUCKY LONG TERM CARE UTILIZATION AND SERVICE REPORT**

**Table 2CC - Personal Care Bed Census and Inpatient Days**

**Residents With SMI Receiving State Supplementation**

CMHC Region / County / Facility	18-34		35-64		65-84		85 and Older		Total	
	SMI State Supp. Census	SMI State Supp. Inpatient Days	SMI State Supp. Census	SMI State Supp. Inpatient Days	SMI State Supp. Census	SMI State Supp. Inpatient Days	SMI State Supp. Census	SMI State Supp. Inpatient Days	SMI and State Supp. Census	SMI and State Supp. Inpatient Days
River Valley										
<b>DAVIESS</b>										
Carmel Home	0	0	0	0	0	0	0	0	0	0
Chautauqua Health and Rehab	0	0	0	0	6	2190	1	365	7	2,555
Davco Rest Home	4	1264	49	14481	22	7148	0	0	75	22,893
Fern Terrace of Owensboro, LLC	0	0	16	4571	22	6401	0	0	38	10,972
<b>DAVIESS County Total:</b>	<b>4</b>	<b>1,264</b>	<b>65</b>	<b>19,052</b>	<b>50</b>	<b>15,739</b>	<b>1</b>	<b>365</b>	<b>120</b>	<b>36,420</b>
<b>HANCOCK</b>										
Lewisport Rest Home I LLC	26	9490	40	14600	4	1460	0	0	70	25,550
<b>HANCOCK County Total:</b>	<b>26</b>	<b>9,490</b>	<b>40</b>	<b>14,600</b>	<b>4</b>	<b>1,460</b>	<b>0</b>	<b>0</b>	<b>70</b>	<b>25,550</b>
<b>HENDERSON</b>										
Henderson Manor	11	4015	32	11680	5	1825	0	0	48	17,520
<b>HENDERSON County Total:</b>	<b>11</b>	<b>4,015</b>	<b>32</b>	<b>11,680</b>	<b>5</b>	<b>1,825</b>	<b>0</b>	<b>0</b>	<b>48</b>	<b>17,520</b>
<b>OHIO</b>										
Beaver Dam Nursing and Rehab Center	0	0	1	365	3	770	1	36	5	1,171
<b>OHIO County Total:</b>	<b>0</b>	<b>0</b>	<b>1</b>	<b>365</b>	<b>3</b>	<b>770</b>	<b>1</b>	<b>36</b>	<b>5</b>	<b>1,171</b>
<b>River Valley CMHC Total:</b>	<b>41</b>	<b>14,769</b>	<b>138</b>	<b>45,697</b>	<b>62</b>	<b>19,794</b>	<b>2</b>	<b>401</b>	<b>243</b>	<b>80,661</b>

CMHC - Community Mental Health Center  
 SMI - Serious Mental Illness  
 State Supp. - Supplementation for needy persons who are aged, blind or have a disability (KRS 205.245)

**2025 ANNUAL KENTUCKY LONG TERM CARE UTILIZATION AND SERVICE REPORT**

**Table 2CC - Personal Care Bed Census and Inpatient Days**

**Residents With SMI Receiving State Supplementation**

CMHC Region / County / Facility	18-34		35-64		65-84		85 and Older		Total	
	SMI State Supp. Census	SMI State Supp. Inpatient Days	SMI State Supp. Census	SMI State Supp. Inpatient Days	SMI State Supp. Census	SMI State Supp. Inpatient Days	SMI State Supp. Census	SMI State Supp. Inpatient Days	SMI and State Supp. Census	SMI and State Supp. Inpatient Days
Seven Counties										
<b>BULLITT</b>										
Colonial House of Shepherdsville	4	1460	44	16060	11	4015	0	0	59	21,535
<b>BULLITT County Total:</b>	<b>4</b>	<b>1,460</b>	<b>44</b>	<b>16,060</b>	<b>11</b>	<b>4,015</b>	<b>0</b>	<b>0</b>	<b>59</b>	<b>21,535</b>
<b>JEFFERSON</b>										
Barton House of Louisville 1	0	0	0	0	0	0	0	0	0	0
Crescent Grove Memory and Personal Care Community and Sam Swope Center	0	0	0	0	1	365	0	0	1	365
Eastern Star Home in KY	0	0	0	0	0	0	0	0	0	0
Glen Ridge Health Campus	0	0	0	0	0	0	0	0	0	0
Hallmark House Louisville II	0	0	0	0	0	0	0	0	0	0
Little Sisters of the Poor	0	0	0	0	0	0	0	0	0	0
Louisville Protestant Altenheim	0	0	0	0	0	0	0	0	0	0
Nazareth Home	0	0	0	0	0	0	0	0	0	0
Nazareth Home Clifton	0	0	0	0	0	0	0	0	0	0
The Pinnacle of Louisville	0	0	0	0	0	0	0	0	0	0
The Springs at Stony Brook	0	0	0	0	0	0	0	0	0	0
Treyton Oaks Towers	0	0	0	0	0	0	0	0	0	0

CMHC - Community Mental Health Center  
 SMI - Serious Mental Illness  
 State Supp. - Supplementation for needy persons who are aged, blind or have a disability (KRS 205.245)

**2025 ANNUAL KENTUCKY LONG TERM CARE UTILIZATION AND SERVICE REPORT**

**Table 2CC - Personal Care Bed Census and Inpatient Days**

**Residents With SMI Receiving State Supplementation**

CMHC Region / County / Facility	18-34		35-64		65-84		85 and Older		Total	
	SMI State Supp. Census	SMI State Supp. Inpatient Days	SMI State Supp. Census	SMI State Supp. Inpatient Days	SMI State Supp. Census	SMI State Supp. Inpatient Days	SMI State Supp. Census	SMI State Supp. Inpatient Days	SMI and State Supp. Census	SMI and State Supp. Inpatient Days
Wesley Manor	0	0	0	0	0	0	0	0	0	0
<b>JEFFERSON County Total:</b>	<b>0</b>	<b>0</b>	<b>0</b>	<b>0</b>	<b>1</b>	<b>365</b>	<b>0</b>	<b>0</b>	<b>1</b>	<b>365</b>
<b>SHELBY</b>										
Colonial Manor	10	730	45	730	2	365	0	0	57	1,825
Maple Grove Senior Living LLC	0	0	0	0	0	0	0	0	0	0
<b>SHELBY County Total:</b>	<b>10</b>	<b>730</b>	<b>45</b>	<b>730</b>	<b>2</b>	<b>365</b>	<b>0</b>	<b>0</b>	<b>57</b>	<b>1,825</b>
<b>Seven Counties CMHC Total:</b>	<b>14</b>	<b>2,190</b>	<b>89</b>	<b>16,790</b>	<b>14</b>	<b>4,745</b>	<b>0</b>	<b>0</b>	<b>117</b>	<b>23,725</b>
<b>State Total</b>	<b>329</b>	<b>87,255</b>	<b>1,021</b>	<b>278,915</b>	<b>392</b>	<b>128,191</b>	<b>23</b>	<b>6,989</b>	<b>1,765</b>	<b>501,350</b>

CMHC - Community Mental Health Center

SMI - Serious Mental Illness

State Supp. - Supplementation for needy persons who are aged, blind or have a disability (KRS 205.245)

## 2025 ANNUAL KENTUCKY LONG TERM CARE UTILIZATION AND SERVICE REPORT

### Table 2D - Personal Care Bed Census With SMI by Gender and Ages 18 - 64

CMHC Region / County / Facility	18-34				35-64			
	Male SMI Census	Male SMI Inpatient Days	Female SMI Census	Female SMI Inpatient Days	Male SMI Census	Male SMI Inpatient Days	Female SMI Census	Female SMI Inpatient Days
<b>Adanta</b>								
MCCREARY								
Cumberland Manor Rest Home I LLC	1	365	1	365	26	9490	15	5475
<b>MCCREARY County Total:</b>	<b>1</b>	<b>365</b>	<b>1</b>	<b>365</b>	<b>26</b>	<b>9,490</b>	<b>15</b>	<b>5,475</b>
TAYLOR								
Bluegrass Way	0	0	0	0	0	0	0	0
<b>TAYLOR County Total:</b>	<b>0</b>	<b>0</b>	<b>0</b>	<b>0</b>	<b>0</b>	<b>0</b>	<b>0</b>	<b>0</b>
WAYNE								
Dishman Personal Care Home	3	1095	2	730	37	7130	33	6950
Mountain Ridge Health and Rehabilitation	0	0	0	0	0	0	0	0
<b>WAYNE County Total:</b>	<b>3</b>	<b>1,095</b>	<b>2</b>	<b>730</b>	<b>37</b>	<b>7,130</b>	<b>33</b>	<b>6,950</b>
<b>Adanta CMHC Total:</b>	<b>4</b>	<b>1,460</b>	<b>3</b>	<b>1,095</b>	<b>63</b>	<b>16,620</b>	<b>48</b>	<b>12,425</b>
<b>Bluegrass</b>								
BOURBON								
Bourbon Heights	0	0	0	0	0	0	0	0
<b>BOURBON County Total:</b>	<b>0</b>	<b>0</b>	<b>0</b>	<b>0</b>	<b>0</b>	<b>0</b>	<b>0</b>	<b>0</b>

CMHC - Community Mental Health Center  
 SMI - Serious Mental Illness

## 2025 ANNUAL KENTUCKY LONG TERM CARE UTILIZATION AND SERVICE REPORT

### Table 2D - Personal Care Bed Census With SMI by Gender and Ages 18 - 64

CMHC Region / County / Facility	18-34				35-64			
	Male SMI Census	Male SMI Inpatient Days	Female SMI Census	Female SMI Inpatient Days	Male SMI Census	Male SMI Inpatient Days	Female SMI Census	Female SMI Inpatient Days
<b>ESTILL</b>								
Irvine Nursing and Rehabilitation	0	0	0	0	0	0	1	174
<b>ESTILL County Total:</b>	<b>0</b>	<b>0</b>	<b>0</b>	<b>0</b>	<b>0</b>	<b>0</b>	<b>1</b>	<b>174</b>
<b>FAYETTE</b>								
Central Ky Recovery Center Unit 1	0	0	0	0	0	0	0	0
Central KY Recovery Center Unit 2	7	925	5	765	11	1775	8	1016
Richmond Place Senior Living	0	0	0	0	0	0	0	0
The Willows at Hamburg	0	0	0	0	0	0	0	0
<b>FAYETTE County Total:</b>	<b>7</b>	<b>925</b>	<b>5</b>	<b>765</b>	<b>11</b>	<b>1,775</b>	<b>8</b>	<b>1,016</b>
<b>HARRISON</b>								
Parkside Manor	25	9125	10	3650	10	3650	15	5110
Shady Lawn	0	0	0	0	0	0	0	0
<b>HARRISON County Total:</b>	<b>25</b>	<b>9,125</b>	<b>10</b>	<b>3,650</b>	<b>10</b>	<b>3,650</b>	<b>15</b>	<b>5,110</b>
<b>JESSAMINE</b>								
Rose Terrace, LLC	3	1060	1	286	9	3169	8	2575

CMHC - Community Mental Health Center  
 SMI - Serious Mental Illness

## 2025 ANNUAL KENTUCKY LONG TERM CARE UTILIZATION AND SERVICE REPORT

### Table 2D - Personal Care Bed Census With SMI by Gender and Ages 18 - 64

CMHC Region / County / Facility	18-34				35-64			
	Male SMI Census	Male SMI Inpatient Days	Female SMI Census	Female SMI Inpatient Days	Male SMI Census	Male SMI Inpatient Days	Female SMI Census	Female SMI Inpatient Days
Wesley Village	0	0	0	0	0	0	0	0
<b>JESSAMINE County Total:</b>	<b>3</b>	<b>1,060</b>	<b>1</b>	<b>286</b>	<b>9</b>	<b>3,169</b>	<b>8</b>	<b>2,575</b>
LINCOLN								
Waynesburg Manor	2	730	0	0	15	4450	9	2270
<b>LINCOLN County Total:</b>	<b>2</b>	<b>730</b>	<b>0</b>	<b>0</b>	<b>15</b>	<b>4,450</b>	<b>9</b>	<b>2,270</b>
MADISON								
Telford Terrace	0	0	0	0	0	0	0	0
<b>MADISON County Total:</b>	<b>0</b>	<b>0</b>	<b>0</b>	<b>0</b>	<b>0</b>	<b>0</b>	<b>0</b>	<b>0</b>
MERCER								
The Willows at Harrodsburg	0	0	0	0	0	0	0	0
<b>MERCER County Total:</b>	<b>0</b>	<b>0</b>	<b>0</b>	<b>0</b>	<b>0</b>	<b>0</b>	<b>0</b>	<b>0</b>
POWELL								
Stanton Nursing and Rehabilitation Center	0	0	0	0	0	0	0	0
<b>POWELL County Total:</b>	<b>0</b>	<b>0</b>	<b>0</b>	<b>0</b>	<b>0</b>	<b>0</b>	<b>0</b>	<b>0</b>
WOODFORD								
Taylor Manor Nursing Home	0	0	0	0	0	0	0	0
<b>WOODFORD County Total:</b>	<b>0</b>	<b>0</b>	<b>0</b>	<b>0</b>	<b>0</b>	<b>0</b>	<b>0</b>	<b>0</b>

CMHC - Community Mental Health Center  
 SMI - Serious Mental Illness

## 2025 ANNUAL KENTUCKY LONG TERM CARE UTILIZATION AND SERVICE REPORT

### Table 2D - Personal Care Bed Census With SMI by Gender and Ages 18 - 64

CMHC Region / County / Facility	18-34				35-64			
	Male SMI Census	Male SMI Inpatient Days	Female SMI Census	Female SMI Inpatient Days	Male SMI Census	Male SMI Inpatient Days	Female SMI Census	Female SMI Inpatient Days
<b>Bluegrass CMHC Total:</b>	<b>37</b>	<b>11,840</b>	<b>16</b>	<b>4,701</b>	<b>45</b>	<b>13,044</b>	<b>41</b>	<b>11,145</b>
<b>Communicare</b>								
<b>HARDIN</b>								
Helmwood Healthcare Ctr. and Elizabeth Sanford Swope Personal Care	0	0	0	0	0	0	0	0
Peridot Senior Living	0	0	0	0	0	0	0	0
Signature Healthcare at North Hardin Rehab	0	0	0	0	0	0	0	0
<b>HARDIN County Total:</b>	<b>0</b>	<b>0</b>	<b>0</b>	<b>0</b>	<b>0</b>	<b>0</b>	<b>0</b>	<b>0</b>
<b>MARION</b>								
Loretto Living Ctr. at Loretto Motherhouse Infirmary, Inc.	0	0	0	0	0	0	0	0
Village of Lebanon	0	0	0	0	0	0	0	0
<b>MARION County Total:</b>	<b>0</b>	<b>0</b>	<b>0</b>	<b>0</b>	<b>0</b>	<b>0</b>	<b>0</b>	<b>0</b>
<b>WASHINGTON</b>								
Sansbury Care Center	0	0	0	0	0	0	0	0
<b>WASHINGTON County Total:</b>	<b>0</b>	<b>0</b>	<b>0</b>	<b>0</b>	<b>0</b>	<b>0</b>	<b>0</b>	<b>0</b>
<b>Communicare CMHC Total:</b>	<b>0</b>	<b>0</b>	<b>0</b>	<b>0</b>	<b>0</b>	<b>0</b>	<b>0</b>	<b>0</b>

CMHC - Community Mental Health Center  
 SMI - Serious Mental Illness

## 2025 ANNUAL KENTUCKY LONG TERM CARE UTILIZATION AND SERVICE REPORT

### Table 2D - Personal Care Bed Census With SMI by Gender and Ages 18 - 64

CMHC Region / County / Facility	18-34				35-64			
	Male SMI Census	Male SMI Inpatient Days	Female SMI Census	Female SMI Inpatient Days	Male SMI Census	Male SMI Inpatient Days	Female SMI Census	Female SMI Inpatient Days
<b>Cumberland River</b>								
BELL								
Generations Center of Middlesboro	5	1825	3	1095	17	6205	17	6205
<b>BELL County Total:</b>	<b>5</b>	<b>1,825</b>	<b>3</b>	<b>1,095</b>	<b>17</b>	<b>6,205</b>	<b>17</b>	<b>6,205</b>
HARLAN								
The Laurels	0	0	0	0	14	5110	23	8395
<b>HARLAN County Total:</b>	<b>0</b>	<b>0</b>	<b>0</b>	<b>0</b>	<b>14</b>	<b>5,110</b>	<b>23</b>	<b>8,395</b>
KNOX								
Christian Health Center - Corbin	0	0	0	0	0	0	0	0
<b>KNOX County Total:</b>	<b>0</b>	<b>0</b>	<b>0</b>	<b>0</b>	<b>0</b>	<b>0</b>	<b>0</b>	<b>0</b>
<b>Cumberland River CMHC Total:</b>	<b>5</b>	<b>1,825</b>	<b>3</b>	<b>1,095</b>	<b>31</b>	<b>11,315</b>	<b>40</b>	<b>14,600</b>
<b>Four Rivers</b>								
CARLISLE								
Countryside Center	0	0	0	0	0	0	0	0
<b>CARLISLE County Total:</b>	<b>0</b>	<b>0</b>	<b>0</b>	<b>0</b>	<b>0</b>	<b>0</b>	<b>0</b>	<b>0</b>

CMHC - Community Mental Health Center  
 SMI - Serious Mental Illness

## 2025 ANNUAL KENTUCKY LONG TERM CARE UTILIZATION AND SERVICE REPORT

### Table 2D - Personal Care Bed Census With SMI by Gender and Ages 18 - 64

CMHC Region / County / Facility	18-34				35-64			
	Male SMI Census	Male SMI Inpatient Days	Female SMI Census	Female SMI Inpatient Days	Male SMI Census	Male SMI Inpatient Days	Female SMI Census	Female SMI Inpatient Days
<b>GRAVES</b>								
Fern Terrace of Mayfield	16	5760	25	9000	36	12960	19	6840
<b>GRAVES County Total:</b>	<b>16</b>	<b>5,760</b>	<b>25</b>	<b>9,000</b>	<b>36</b>	<b>12,960</b>	<b>19</b>	<b>6,840</b>
<b>HICKMAN</b>								
Clinton Hickman County Nursing Facility	0	0	0	0	0	0	0	0
Clinton Place	0	0	0	0	1	20	0	0
<b>HICKMAN County Total:</b>	<b>0</b>	<b>0</b>	<b>0</b>	<b>0</b>	<b>1</b>	<b>20</b>	<b>0</b>	<b>0</b>
<b>Four Rivers CMHC Total:</b>	<b>16</b>	<b>5,760</b>	<b>25</b>	<b>9,000</b>	<b>37</b>	<b>12,980</b>	<b>19</b>	<b>6,840</b>
<b>Kentucky River</b>								
<b>KNOTT</b>								
Golden Years Rest Home	28	365	17	365	36	365	29	365
<b>KNOTT County Total:</b>	<b>28</b>	<b>365</b>	<b>17</b>	<b>365</b>	<b>36</b>	<b>365</b>	<b>29</b>	<b>365</b>
<b>Kentucky River CMHC Total:</b>	<b>28</b>	<b>365</b>	<b>17</b>	<b>365</b>	<b>36</b>	<b>365</b>	<b>29</b>	<b>365</b>
<b>LifeSkills</b>								
<b>ALLEN</b>								
Cornerstone Manor	5	1825	1	365	14	4745	7	2555

CMHC - Community Mental Health Center  
 SMI - Serious Mental Illness

## 2025 ANNUAL KENTUCKY LONG TERM CARE UTILIZATION AND SERVICE REPORT

### Table 2D - Personal Care Bed Census With SMI by Gender and Ages 18 - 64

CMHC Region / County / Facility	18-34				35-64			
	Male SMI Census	Male SMI Inpatient Days	Female SMI Census	Female SMI Inpatient Days	Male SMI Census	Male SMI Inpatient Days	Female SMI Census	Female SMI Inpatient Days
Scottsville Manor	2	455	1	365	14	3978	17	4323
<b>ALLEN County Total:</b>	<b>7</b>	<b>2,280</b>	<b>2</b>	<b>730</b>	<b>28</b>	<b>8,723</b>	<b>24</b>	<b>6,878</b>
BARREN								
NHC HealthCare, Glasgow	0	0	0	0	0	0	0	0
<b>BARREN County Total:</b>	<b>0</b>	<b>0</b>	<b>0</b>	<b>0</b>	<b>0</b>	<b>0</b>	<b>0</b>	<b>0</b>
METCALFE								
Harpers Home for the Aged	0	0	0	0	0	0	0	0
Metcalfe Health Care Center	0	0	0	0	0	0	0	0
<b>METCALFE County Total:</b>	<b>0</b>	<b>0</b>	<b>0</b>	<b>0</b>	<b>0</b>	<b>0</b>	<b>0</b>	<b>0</b>
WARREN								
Christian Health Center of Bowling Green	0	0	0	0	0	0	0	0
<b>WARREN County Total:</b>	<b>0</b>	<b>0</b>	<b>0</b>	<b>0</b>	<b>0</b>	<b>0</b>	<b>0</b>	<b>0</b>
<b>LifeSkills CMHC Total:</b>	<b>7</b>	<b>2,280</b>	<b>2</b>	<b>730</b>	<b>28</b>	<b>8,723</b>	<b>24</b>	<b>6,878</b>
<b>Mountain</b>								
MAGOFFIN								
Salyersville Nursing and Rehabilitation Center	0	0	0	0	0	0	0	0
<b>MAGOFFIN County Total:</b>	<b>0</b>	<b>0</b>	<b>0</b>	<b>0</b>	<b>0</b>	<b>0</b>	<b>0</b>	<b>0</b>

CMHC - Community Mental Health Center  
 SMI - Serious Mental Illness

## 2025 ANNUAL KENTUCKY LONG TERM CARE UTILIZATION AND SERVICE REPORT

### Table 2D - Personal Care Bed Census With SMI by Gender and Ages 18 - 64

CMHC Region / County / Facility	18-34				35-64			
	Male SMI Census	Male SMI Inpatient Days	Female SMI Census	Female SMI Inpatient Days	Male SMI Census	Male SMI Inpatient Days	Female SMI Census	Female SMI Inpatient Days
<b>PIKE</b>								
Good Shepherd Community Nursing Center	0	0	0	0	0	0	0	0
<b>PIKE County Total:</b>	<b>0</b>	<b>0</b>	<b>0</b>	<b>0</b>	<b>0</b>	<b>0</b>	<b>0</b>	<b>0</b>
<b>Mountain CMHC Total:</b>	<b>0</b>	<b>0</b>	<b>0</b>	<b>0</b>	<b>0</b>	<b>0</b>	<b>0</b>	<b>0</b>
<b>NorthKey</b>								
<b>CAMPBELL</b>								
Carmel Manor	0	0	0	0	0	0	0	0
<b>CAMPBELL County Total:</b>	<b>0</b>	<b>0</b>	<b>0</b>	<b>0</b>	<b>0</b>	<b>0</b>	<b>0</b>	<b>0</b>
<b>CARROLL</b>								
Carrollton Manor	2	730	0	0	14	4014	8	2146
Valley Haven Rest Home	2	730	0	0	32	11680	0	0
<b>CARROLL County Total:</b>	<b>4</b>	<b>1,460</b>	<b>0</b>	<b>0</b>	<b>46</b>	<b>15,694</b>	<b>8</b>	<b>2,146</b>
<b>KENTON</b>								
Ivy Knoll	0	0	0	0	0	0	0	0
Regency Manor	0	0	0	0	0	0	0	0

CMHC - Community Mental Health Center  
 SMI - Serious Mental Illness

## 2025 ANNUAL KENTUCKY LONG TERM CARE UTILIZATION AND SERVICE REPORT

### Table 2D - Personal Care Bed Census With SMI by Gender and Ages 18 - 64

CMHC Region / County / Facility	18-34				35-64			
	Male SMI Census	Male SMI Inpatient Days	Female SMI Census	Female SMI Inpatient Days	Male SMI Census	Male SMI Inpatient Days	Female SMI Census	Female SMI Inpatient Days
Regency Manor North	0	0	0	0	0	0	0	0
<b>KENTON County Total:</b>	<b>0</b>	<b>0</b>	<b>0</b>	<b>0</b>	<b>0</b>	<b>0</b>	<b>0</b>	<b>0</b>
<b>PENDLETON</b>								
Falmouth Personal Care Home	7	2555	1	365	17	6205	6	2190
The Front Gate	0	0	6	2190	8	2920	8	2920
<b>PENDLETON County Total:</b>	<b>7</b>	<b>2,555</b>	<b>7</b>	<b>2,555</b>	<b>25</b>	<b>9,125</b>	<b>14</b>	<b>5,110</b>
<b>NorthKey CMHC Total:</b>	<b>11</b>	<b>4,015</b>	<b>7</b>	<b>2,555</b>	<b>71</b>	<b>24,819</b>	<b>22</b>	<b>7,256</b>
<b>Pathways</b>								
<b>BOYD</b>								
Genesis Health of Ashland	5	1825	5	1825	5	1825	8	2920
Genesis II Health	5	1825	7	2555	5	1825	4	1460
Kings Daughters and Sons Home	0	0	0	0	0	0	0	0
<b>BOYD County Total:</b>	<b>10</b>	<b>3,650</b>	<b>12</b>	<b>4,380</b>	<b>10</b>	<b>3,650</b>	<b>12</b>	<b>4,380</b>
<b>GREENUP</b>								
Frasures Personal Care Home	7	1601	2	436	31	7518	17	4110

CMHC - Community Mental Health Center  
 SMI - Serious Mental Illness

## 2025 ANNUAL KENTUCKY LONG TERM CARE UTILIZATION AND SERVICE REPORT

### Table 2D - Personal Care Bed Census With SMI by Gender and Ages 18 - 64

CMHC Region / County / Facility	18-34				35-64			
	Male SMI Census	Male SMI Inpatient Days	Female SMI Census	Female SMI Inpatient Days	Male SMI Census	Male SMI Inpatient Days	Female SMI Census	Female SMI Inpatient Days
Trinity Station Retirement Community	0	0	0	0	0	0	0	0
<b>GREENUP County Total:</b>	<b>7</b>	<b>1,601</b>	<b>2</b>	<b>436</b>	<b>31</b>	<b>7,518</b>	<b>17</b>	<b>4,110</b>
<b>MENIFEE</b>								
Menifee Meadows Nursing and Rehab LLC	0	0	0	0	2	730	1	365
<b>MENIFEE County Total:</b>	<b>0</b>	<b>0</b>	<b>0</b>	<b>0</b>	<b>2</b>	<b>730</b>	<b>1</b>	<b>365</b>
<b>MONTGOMERY</b>								
Mt. Sterling Personal Care, LLC	0	0	0	0	0	0	0	0
<b>MONTGOMERY County Total:</b>	<b>0</b>	<b>0</b>	<b>0</b>	<b>0</b>	<b>0</b>	<b>0</b>	<b>0</b>	<b>0</b>
<b>Pathways CMHC Total:</b>	<b>17</b>	<b>5,251</b>	<b>14</b>	<b>4,816</b>	<b>43</b>	<b>11,898</b>	<b>30</b>	<b>8,855</b>
<b>Pennyroyal</b>								
<b>CALDWELL</b>								
Highland Homes I LLC	1	365	3	1095	27	9855	14	5110
<b>CALDWELL County Total:</b>	<b>1</b>	<b>365</b>	<b>3</b>	<b>1,095</b>	<b>27</b>	<b>9,855</b>	<b>14</b>	<b>5,110</b>
<b>CHRISTIAN</b>								
Christian County Manor I LLC	30	365	20	365	22	365	18	365
Christian Health Center, Hopkinsville	0	0	0	0	0	0	0	0

CMHC - Community Mental Health Center  
 SMI - Serious Mental Illness

## 2025 ANNUAL KENTUCKY LONG TERM CARE UTILIZATION AND SERVICE REPORT

### Table 2D - Personal Care Bed Census With SMI by Gender and Ages 18 - 64

CMHC Region / County / Facility	18-34				35-64			
	Male SMI Census	Male SMI Inpatient Days	Female SMI Census	Female SMI Inpatient Days	Male SMI Census	Male SMI Inpatient Days	Female SMI Census	Female SMI Inpatient Days
Pennyrile I LLC	3	1095	0	0	0	0	4	1460
<b>CHRISTIAN County Total:</b>	<b>33</b>	<b>1,460</b>	<b>20</b>	<b>365</b>	<b>22</b>	<b>365</b>	<b>22</b>	<b>1,825</b>
<b>CRITTENDEN</b>								
Crittenden County Health and Rehabilitation Center	0	0	0	0	0	0	0	0
<b>CRITTENDEN County Total:</b>	<b>0</b>	<b>0</b>	<b>0</b>	<b>0</b>	<b>0</b>	<b>0</b>	<b>0</b>	<b>0</b>
<b>HOPKINS</b>								
Madisonville Rest Home I LLC	9	365	5	365	22	365	12	365
The Homestead	13	3247	10	2508	18	4514	10	2508
<b>HOPKINS County Total:</b>	<b>22</b>	<b>3,612</b>	<b>15</b>	<b>2,873</b>	<b>40</b>	<b>4,879</b>	<b>22</b>	<b>2,873</b>
<b>MUHLENBERG</b>								
Greenville Nursing and Rehabilitation	0	0	0	0	0	0	0	0
Sparks Nursing Center	3	767	3	982	36	7342	13	3393
<b>MUHLENBERG County Total:</b>	<b>3</b>	<b>767</b>	<b>3</b>	<b>982</b>	<b>36</b>	<b>7,342</b>	<b>13</b>	<b>3,393</b>
<b>TRIGG</b>								
Better Senior Living I, LLC	6	2190	3	1095	32	11680	24	8760
<b>TRIGG County Total:</b>	<b>6</b>	<b>2,190</b>	<b>3</b>	<b>1,095</b>	<b>32</b>	<b>11,680</b>	<b>24</b>	<b>8,760</b>

CMHC - Community Mental Health Center  
 SMI - Serious Mental Illness

## 2025 ANNUAL KENTUCKY LONG TERM CARE UTILIZATION AND SERVICE REPORT

### Table 2D - Personal Care Bed Census With SMI by Gender and Ages 18 - 64

CMHC Region / County / Facility	18-34				35-64			
	Male SMI Census	Male SMI Inpatient Days	Female SMI Census	Female SMI Inpatient Days	Male SMI Census	Male SMI Inpatient Days	Female SMI Census	Female SMI Inpatient Days
<b>Pennyroyal CMHC Total:</b>	<b>65</b>	<b>8,394</b>	<b>44</b>	<b>6,410</b>	<b>157</b>	<b>34,121</b>	<b>95</b>	<b>21,961</b>
<b>River Valley</b>								
<b>DAVIESS</b>								
Carmel Home	0	0	0	0	0	0	0	0
Chautauqua Health and Rehab	0	0	0	0	3	1095	4	1460
Davco Rest Home	2	516	3	899	30	9350	26	7318
Fern Terrace of Owensboro, LLC	0	0	0	0	16	4189	8	1870
<b>DAVIESS County Total:</b>	<b>2</b>	<b>516</b>	<b>3</b>	<b>899</b>	<b>49</b>	<b>14,634</b>	<b>38</b>	<b>10,648</b>
<b>HANCOCK</b>								
Lewisport Rest Home I LLC	15	5475	11	4015	40	14600	0	0
<b>HANCOCK County Total:</b>	<b>15</b>	<b>5,475</b>	<b>11</b>	<b>4,015</b>	<b>40</b>	<b>14,600</b>	<b>0</b>	<b>0</b>
<b>HENDERSON</b>								
Henderson Manor	9	3285	2	730	10	3650	23	8030
<b>HENDERSON County Total:</b>	<b>9</b>	<b>3,285</b>	<b>2</b>	<b>730</b>	<b>10</b>	<b>3,650</b>	<b>23</b>	<b>8,030</b>
<b>OHIO</b>								
Beaver Dam Nursing and Rehab Center	0	0	0	0	1	365	0	0
<b>OHIO County Total:</b>	<b>0</b>	<b>0</b>	<b>0</b>	<b>0</b>	<b>1</b>	<b>365</b>	<b>0</b>	<b>0</b>

CMHC - Community Mental Health Center  
 SMI - Serious Mental Illness

## 2025 ANNUAL KENTUCKY LONG TERM CARE UTILIZATION AND SERVICE REPORT

### Table 2D - Personal Care Bed Census With SMI by Gender and Ages 18 - 64

CMHC Region / County / Facility	18-34				35-64			
	Male SMI Census	Male SMI Inpatient Days	Female SMI Census	Female SMI Inpatient Days	Male SMI Census	Male SMI Inpatient Days	Female SMI Census	Female SMI Inpatient Days
<b>River Valley CMHC Total:</b>	<b>26</b>	<b>9,276</b>	<b>16</b>	<b>5,644</b>	<b>100</b>	<b>33,249</b>	<b>61</b>	<b>18,678</b>

#### Seven Counties

##### BULLITT

Colonial House of Shepherdsville	3	1095	1	365	34	12410	16	5840
<b>BULLITT County Total:</b>	<b>3</b>	<b>1,095</b>	<b>1</b>	<b>365</b>	<b>34</b>	<b>12,410</b>	<b>16</b>	<b>5,840</b>

##### JEFFERSON

Barton House of Louisville 1	0	0	0	0	0	0	0	0
Crescent Grove Memory and Personal Care Community and Sam Swope Center	0	0	0	0	0	0	0	0
Eastern Star Home in KY	0	0	0	0	0	0	0	0
Glen Ridge Health Campus	0	0	0	0	0	0	0	0
Hallmark House Louisville II	0	0	0	0	0	0	0	0
Little Sisters of the Poor	0	0	0	0	0	0	0	0
Louisville Protestant Altenheim	0	0	0	0	0	0	0	0
Nazareth Home	0	0	0	0	0	0	0	0
Nazareth Home Clifton	0	0	0	0	0	0	0	0
The Pinnacle of Louisville	0	0	0	0	0	0	0	0

CMHC - Community Mental Health Center  
SMI - Serious Mental Illness

## 2025 ANNUAL KENTUCKY LONG TERM CARE UTILIZATION AND SERVICE REPORT

### Table 2D - Personal Care Bed Census With SMI by Gender and Ages 18 - 64

CMHC Region / County / Facility	18-34				35-64			
	Male SMI Census	Male SMI Inpatient Days	Female SMI Census	Female SMI Inpatient Days	Male SMI Census	Male SMI Inpatient Days	Female SMI Census	Female SMI Inpatient Days
The Springs at Stony Brook	0	0	0	0	0	0	0	0
Treyton Oaks Towers	0	0	0	0	0	0	0	0
Wesley Manor	0	0	0	0	0	0	0	0
<b>JEFFERSON County Total:</b>	<b>0</b>	<b>0</b>	<b>0</b>	<b>0</b>	<b>0</b>	<b>0</b>	<b>0</b>	<b>0</b>
<b>SHELBY</b>								
Colonial Manor	5	365	5	365	25	365	20	365
Maple Grove Senior Living LLC	0	0	0	0	0	0	0	0
<b>SHELBY County Total:</b>	<b>5</b>	<b>365</b>	<b>5</b>	<b>365</b>	<b>25</b>	<b>365</b>	<b>20</b>	<b>365</b>
<b>Seven Counties CMHC Total:</b>	<b>8</b>	<b>1,460</b>	<b>6</b>	<b>730</b>	<b>59</b>	<b>12,775</b>	<b>36</b>	<b>6,205</b>
<b>Statewide Total</b>	<b>224</b>	<b>51,926</b>	<b>153</b>	<b>37,141</b>	<b>670</b>	<b>179,909</b>	<b>445</b>	<b>115,208</b>

CMHC - Community Mental Health Center  
 SMI - Serious Mental Illness

**2025 ANNUAL KENTUCKY LONG TERM CARE UTILIZATION AND SERVICE REPORT**

**Table 2DD - Personal Care Bed Census by Gender and Ages 18 - 64**

**Patients With SMI Receiving State Supplementation**

CMHC Region / County / Facility	18-34				35-64			
	Male SMI State Supp. Census	Male SMI State Supp. Inpatient Days	Female SMI State Supp. Census	Female SMI State Supp. Inpatient Days	Male SMI State Supp. Census	Male SMI State Supp. Inpatient Days	Female SMI State Supp. Census	Female SMI State Supp. Inpatient Days
<b>Adanta</b>								
<b>MCCREARY</b>								
Cumberland Manor Rest Home I LLC	1	365	1	365	26	9490	15	5475
<b>MCCREARY County Total:</b>	<b>1</b>	<b>365</b>	<b>1</b>	<b>365</b>	<b>26</b>	<b>9,490</b>	<b>15</b>	<b>5,475</b>
<b>TAYLOR</b>								
Bluegrass Way	0	0	0	0	0	0	0	0
<b>TAYLOR County Total:</b>	<b>0</b>	<b>0</b>	<b>0</b>	<b>0</b>	<b>0</b>	<b>0</b>	<b>0</b>	<b>0</b>
<b>WAYNE</b>								
Dishman Personal Care Home	3	1095	2	730	37	7130	30	6950
Mountain Ridge Health and Rehabilitation	0	0	0	0	0	0	0	0
<b>WAYNE County Total:</b>	<b>3</b>	<b>1,095</b>	<b>2</b>	<b>730</b>	<b>37</b>	<b>7,130</b>	<b>30</b>	<b>6,950</b>
<b>Adanta CMHC Total:</b>	<b>4</b>	<b>1,460</b>	<b>3</b>	<b>1,095</b>	<b>63</b>	<b>16,620</b>	<b>45</b>	<b>12,425</b>
<b>Bluegrass</b>								
<b>BOURBON</b>								
Bourbon Heights	0	0	0	0	0	0	0	0
<b>BOURBON County Total:</b>	<b>0</b>	<b>0</b>	<b>0</b>	<b>0</b>	<b>0</b>	<b>0</b>	<b>0</b>	<b>0</b>

CMHC - Community Mental Health Center  
 SMI - Serious Mental Illness  
 State Supp. - Supplementation for needy persons who are aged, blind or have a disability (KRS 205.245)

**2025 ANNUAL KENTUCKY LONG TERM CARE UTILIZATION AND SERVICE REPORT**

**Table 2DD - Personal Care Bed Census by Gender and Ages 18 - 64**

**Patients With SMI Receiving State Supplementation**

CMHC Region / County / Facility	18-34				35-64			
	Male SMI State Supp. Census	Male SMI State Supp. Inpatient Days	Female SMI State Supp. Census	Female SMI State Supp. Inpatient Days	Male SMI State Supp. Census	Male SMI State Supp. Inpatient Days	Female SMI State Supp. Census	Female SMI State Supp. Inpatient Days
<b>ESTILL</b>								
Irvine Nursing and Rehabilitation	0	0	0	0	0	0	1	174
<b>ESTILL County Total:</b>	<b>0</b>	<b>0</b>	<b>0</b>	<b>0</b>	<b>0</b>	<b>0</b>	<b>1</b>	<b>174</b>
<b>FAYETTE</b>								
Central Ky Recovery Center Unit 1	0	0	0	0	0	0	0	0
Central KY Recovery Center Unit 2	2	381	3	378	9	1740	8	1016
Richmond Place Senior Living	0	0	0	0	0	0	0	0
The Willows at Hamburg	0	0	0	0	0	0	0	0
<b>FAYETTE County Total:</b>	<b>2</b>	<b>381</b>	<b>3</b>	<b>378</b>	<b>9</b>	<b>1,740</b>	<b>8</b>	<b>1,016</b>
<b>HARRISON</b>								
Parkside Manor	25	9125	10	3650	10	3650	14	5110
Shady Lawn	0	0	0	0	0	0	0	0
<b>HARRISON County Total:</b>	<b>25</b>	<b>9,125</b>	<b>10</b>	<b>3,650</b>	<b>10</b>	<b>3,650</b>	<b>14</b>	<b>5,110</b>
<b>JESSAMINE</b>								
Rose Terrace, LLC	3	1060	1	286	9	3169	8	2575
Wesley Village	0	0	0	0	0	0	0	0
<b>JESSAMINE County Total:</b>	<b>3</b>	<b>1,060</b>	<b>1</b>	<b>286</b>	<b>9</b>	<b>3,169</b>	<b>8</b>	<b>2,575</b>

CMHC - Community Mental Health Center

SMI - Serious Mental Illness

State Supp. - Supplementation for needy persons who are aged, blind or have a disability (KRS 205.245)

**2025 ANNUAL KENTUCKY LONG TERM CARE UTILIZATION AND SERVICE REPORT**

**Table 2DD - Personal Care Bed Census by Gender and Ages 18 - 64**

**Patients With SMI Receiving State Supplementation**

CMHC Region / County / Facility	18-34				35-64			
	Male SMI State Supp. Census	Male SMI State Supp. Inpatient Days	Female SMI State Supp. Census	Female SMI State Supp. Inpatient Days	Male SMI State Supp. Census	Male SMI State Supp. Inpatient Days	Female SMI State Supp. Census	Female SMI State Supp. Inpatient Days
<b>LINCOLN</b>								
Waynesburg Manor	2	730	0	0	14	4085	9	2270
<b>LINCOLN County Total:</b>	<b>2</b>	<b>730</b>	<b>0</b>	<b>0</b>	<b>14</b>	<b>4,085</b>	<b>9</b>	<b>2,270</b>
<b>MADISON</b>								
Telford Terrace	0	0	0	0	0	0	0	0
<b>MADISON County Total:</b>	<b>0</b>	<b>0</b>	<b>0</b>	<b>0</b>	<b>0</b>	<b>0</b>	<b>0</b>	<b>0</b>
<b>MERCER</b>								
The Willows at Harrodsburg	0	0	0	0	0	0	0	0
<b>MERCER County Total:</b>	<b>0</b>	<b>0</b>	<b>0</b>	<b>0</b>	<b>0</b>	<b>0</b>	<b>0</b>	<b>0</b>
<b>POWELL</b>								
Stanton Nursing and Rehabilitation Center	0	0	0	0	0	0	0	0
<b>POWELL County Total:</b>	<b>0</b>	<b>0</b>	<b>0</b>	<b>0</b>	<b>0</b>	<b>0</b>	<b>0</b>	<b>0</b>
<b>WOODFORD</b>								
Taylor Manor Nursing Home	0	0	0	0	0	0	0	0
<b>WOODFORD County Total:</b>	<b>0</b>	<b>0</b>	<b>0</b>	<b>0</b>	<b>0</b>	<b>0</b>	<b>0</b>	<b>0</b>
<b>Bluegrass CMHC Total:</b>	<b>32</b>	<b>11,296</b>	<b>14</b>	<b>4,314</b>	<b>42</b>	<b>12,644</b>	<b>40</b>	<b>11,145</b>

CMHC - Community Mental Health Center

SMI - Serious Mental Illness

State Supp. - Supplementation for needy persons who are aged, blind or have a disability (KRS 205.245)

**2025 ANNUAL KENTUCKY LONG TERM CARE UTILIZATION AND SERVICE REPORT**

**Table 2DD - Personal Care Bed Census by Gender and Ages 18 - 64**

**Patients With SMI Receiving State Supplementation**

CMHC Region / County / Facility	18-34				35-64			
	Male SMI State Supp. Census	Male SMI State Supp. Inpatient Days	Female SMI State Supp. Census	Female SMI State Supp. Inpatient Days	Male SMI State Supp. Census	Male SMI State Supp. Inpatient Days	Female SMI State Supp. Census	Female SMI State Supp. Inpatient Days
<b>Communicare</b>								
<b>HARDIN</b>								
Helmwood Healthcare Ctr. and Elizabeth Sanford Swope Personal Care	0	0	0	0	0	0	0	0
Peridot Senior Living	0	0	0	0	0	0	0	0
Signature Healthcare at North Hardin Rehab	0	0	0	0	0	0	0	0
<b>HARDIN County Total:</b>	<b>0</b>	<b>0</b>	<b>0</b>	<b>0</b>	<b>0</b>	<b>0</b>	<b>0</b>	<b>0</b>
<b>MARION</b>								
Loretto Living Ctr. at Loretto Motherhouse Infirmary, Inc.	0	0	0	0	0	0	0	0
Village of Lebanon	0	0	0	0	0	0	0	0
<b>MARION County Total:</b>	<b>0</b>	<b>0</b>	<b>0</b>	<b>0</b>	<b>0</b>	<b>0</b>	<b>0</b>	<b>0</b>
<b>WASHINGTON</b>								
Sansbury Care Center	0	0	0	0	0	0	0	0
<b>WASHINGTON County Total:</b>	<b>0</b>	<b>0</b>	<b>0</b>	<b>0</b>	<b>0</b>	<b>0</b>	<b>0</b>	<b>0</b>
<b>Communicare CMHC Total:</b>	<b>0</b>	<b>0</b>	<b>0</b>	<b>0</b>	<b>0</b>	<b>0</b>	<b>0</b>	<b>0</b>

CMHC - Community Mental Health Center

SMI - Serious Mental Illness

State Supp. - Supplementation for needy persons who are aged, blind or have a disability (KRS 205.245)

**2025 ANNUAL KENTUCKY LONG TERM CARE UTILIZATION AND SERVICE REPORT**

**Table 2DD - Personal Care Bed Census by Gender and Ages 18 - 64**

**Patients With SMI Receiving State Supplementation**

CMHC Region / County / Facility	18-34				35-64			
	Male SMI State Supp. Census	Male SMI State Supp. Inpatient Days	Female SMI State Supp. Census	Female SMI State Supp. Inpatient Days	Male SMI State Supp. Census	Male SMI State Supp. Inpatient Days	Female SMI State Supp. Census	Female SMI State Supp. Inpatient Days
<b>Cumberland River</b>								
<b>BELL</b>								
Generations Center of Middlesboro	5	1825	3	1095	17	6205	17	6205
<b>BELL County Total:</b>	<b>5</b>	<b>1,825</b>	<b>3</b>	<b>1,095</b>	<b>17</b>	<b>6,205</b>	<b>17</b>	<b>6,205</b>
<b>HARLAN</b>								
The Laurels	0	0	0	0	14	5110	23	8395
<b>HARLAN County Total:</b>	<b>0</b>	<b>0</b>	<b>0</b>	<b>0</b>	<b>14</b>	<b>5,110</b>	<b>23</b>	<b>8,395</b>
<b>KNOX</b>								
Christian Health Center - Corbin	0	0	0	0	0	0	0	0
<b>KNOX County Total:</b>	<b>0</b>	<b>0</b>	<b>0</b>	<b>0</b>	<b>0</b>	<b>0</b>	<b>0</b>	<b>0</b>
<b>Cumberland River CMHC Total:</b>	<b>5</b>	<b>1,825</b>	<b>3</b>	<b>1,095</b>	<b>31</b>	<b>11,315</b>	<b>40</b>	<b>14,600</b>
<b>Four Rivers</b>								
<b>CARLISLE</b>								
Countryside Center	0	0	0	0	0	0	0	0
<b>CARLISLE County Total:</b>	<b>0</b>	<b>0</b>	<b>0</b>	<b>0</b>	<b>0</b>	<b>0</b>	<b>0</b>	<b>0</b>
<b>GRAVES</b>								
Fern Terrace of Mayfield	16	5760	25	9000	33	11880	17	6120
<b>GRAVES County Total:</b>	<b>16</b>	<b>5,760</b>	<b>25</b>	<b>9,000</b>	<b>33</b>	<b>11,880</b>	<b>17</b>	<b>6,120</b>

CMHC - Community Mental Health Center  
 SMI - Serious Mental Illness  
 State Supp. - Supplementation for needy persons who are aged, blind or have a disability (KRS 205.245)

**2025 ANNUAL KENTUCKY LONG TERM CARE UTILIZATION AND SERVICE REPORT**

**Table 2DD - Personal Care Bed Census by Gender and Ages 18 - 64**

**Patients With SMI Receiving State Supplementation**

CMHC Region / County / Facility	18-34				35-64			
	Male SMI State Supp. Census	Male SMI State Supp. Inpatient Days	Female SMI State Supp. Census	Female SMI State Supp. Inpatient Days	Male SMI State Supp. Census	Male SMI State Supp. Inpatient Days	Female SMI State Supp. Census	Female SMI State Supp. Inpatient Days
<b>HICKMAN</b>								
Clinton Hickman County Nursing Facility	0	0	0	0	0	0	0	0
Clinton Place	0	0	0	0	1	20	0	0
<b>HICKMAN County Total:</b>	<b>0</b>	<b>0</b>	<b>0</b>	<b>0</b>	<b>1</b>	<b>20</b>	<b>0</b>	<b>0</b>
<b>Four Rivers CMHC Total:</b>	<b>16</b>	<b>5,760</b>	<b>25</b>	<b>9,000</b>	<b>34</b>	<b>11,900</b>	<b>17</b>	<b>6,120</b>
Kentucky River								
<b>KNOTT</b>								
Golden Years Rest Home	4	365	3	365	5	365	31	365
<b>KNOTT County Total:</b>	<b>4</b>	<b>365</b>	<b>3</b>	<b>365</b>	<b>5</b>	<b>365</b>	<b>31</b>	<b>365</b>
<b>Kentucky River CMHC Total:</b>	<b>4</b>	<b>365</b>	<b>3</b>	<b>365</b>	<b>5</b>	<b>365</b>	<b>31</b>	<b>365</b>
LifeSkills								
<b>ALLEN</b>								
Cornerstone Manor	5	1825	1	365	14	4745	7	2555
Scottsville Manor	2	455	1	365	10	3223	13	4057
<b>ALLEN County Total:</b>	<b>7</b>	<b>2,280</b>	<b>2</b>	<b>730</b>	<b>24</b>	<b>7,968</b>	<b>20</b>	<b>6,612</b>
<b>BARREN</b>								
NHC HealthCare, Glasgow	0	0	0	0	0	0	0	0
<b>BARREN County Total:</b>	<b>0</b>	<b>0</b>	<b>0</b>	<b>0</b>	<b>0</b>	<b>0</b>	<b>0</b>	<b>0</b>

CMHC - Community Mental Health Center

SMI - Serious Mental Illness

State Supp. - Supplementation for needy persons who are aged, blind or have a disability (KRS 205.245)

**2025 ANNUAL KENTUCKY LONG TERM CARE UTILIZATION AND SERVICE REPORT**

**Table 2DD - Personal Care Bed Census by Gender and Ages 18 - 64**

**Patients With SMI Receiving State Supplementation**

CMHC Region / County / Facility	18-34				35-64			
	Male SMI State Supp. Census	Male SMI State Supp. Inpatient Days	Female SMI State Supp. Census	Female SMI State Supp. Inpatient Days	Male SMI State Supp. Census	Male SMI State Supp. Inpatient Days	Female SMI State Supp. Census	Female SMI State Supp. Inpatient Days
<b>METCALFE</b>								
Harpers Home for the Aged	0	0	0	0	0	0	0	0
Metcalfe Health Care Center	0	0	0	0	0	0	0	0
<b>METCALFE County Total:</b>	<b>0</b>	<b>0</b>	<b>0</b>	<b>0</b>	<b>0</b>	<b>0</b>	<b>0</b>	<b>0</b>
<b>WARREN</b>								
Christian Health Center of Bowling Green	0	0	0	0	0	0	0	0
<b>WARREN County Total:</b>	<b>0</b>	<b>0</b>	<b>0</b>	<b>0</b>	<b>0</b>	<b>0</b>	<b>0</b>	<b>0</b>
<b>LifeSkills CMHC Total:</b>	<b>7</b>	<b>2,280</b>	<b>2</b>	<b>730</b>	<b>24</b>	<b>7,968</b>	<b>20</b>	<b>6,612</b>
Mountain								
<b>MAGOFFIN</b>								
Salyersville Nursing and Rehabilitation Center	0	0	0	0	0	0	0	0
<b>MAGOFFIN County Total:</b>	<b>0</b>	<b>0</b>	<b>0</b>	<b>0</b>	<b>0</b>	<b>0</b>	<b>0</b>	<b>0</b>
<b>PIKE</b>								
Good Shepherd Community Nursing Center	0	0	0	0	0	0	0	0
<b>PIKE County Total:</b>	<b>0</b>	<b>0</b>	<b>0</b>	<b>0</b>	<b>0</b>	<b>0</b>	<b>0</b>	<b>0</b>
<b>Mountain CMHC Total:</b>	<b>0</b>	<b>0</b>	<b>0</b>	<b>0</b>	<b>0</b>	<b>0</b>	<b>0</b>	<b>0</b>

CMHC - Community Mental Health Center

SMI - Serious Mental Illness

State Supp. - Supplementation for needy persons who are aged, blind or have a disability (KRS 205.245)

**2025 ANNUAL KENTUCKY LONG TERM CARE UTILIZATION AND SERVICE REPORT**

**Table 2DD - Personal Care Bed Census by Gender and Ages 18 - 64**

**Patients With SMI Receiving State Supplementation**

CMHC Region / County / Facility	18-34				35-64			
	Male SMI State Supp. Census	Male SMI State Supp. Inpatient Days	Female SMI State Supp. Census	Female SMI State Supp. Inpatient Days	Male SMI State Supp. Census	Male SMI State Supp. Inpatient Days	Female SMI State Supp. Census	Female SMI State Supp. Inpatient Days
<b>NorthKey</b>								
<b>CAMPBELL</b>								
Carmel Manor	0	0	0	0	0	0	0	0
<b>CAMPBELL County Total:</b>	<b>0</b>	<b>0</b>	<b>0</b>	<b>0</b>	<b>0</b>	<b>0</b>	<b>0</b>	<b>0</b>
<b>CARROLL</b>								
Carrollton Manor	2	730	0	0	13	3649	7	1781
Valley Haven Rest Home	2	730	0	0	32	11680	0	0
<b>CARROLL County Total:</b>	<b>4</b>	<b>1,460</b>	<b>0</b>	<b>0</b>	<b>45</b>	<b>15,329</b>	<b>7</b>	<b>1,781</b>
<b>KENTON</b>								
Ivy Knoll	0	0	0	0	0	0	0	0
Regency Manor	0	0	0	0	0	0	0	0
Regency Manor North	0	0	0	0	0	0	0	0
<b>KENTON County Total:</b>	<b>0</b>	<b>0</b>	<b>0</b>	<b>0</b>	<b>0</b>	<b>0</b>	<b>0</b>	<b>0</b>
<b>PENDLETON</b>								
Falmouth Personal Care Home	7	2555	1	365	17	6205	6	2190
The Front Gate	0	0	5	1825	3	1095	5	1825
<b>PENDLETON County Total:</b>	<b>7</b>	<b>2,555</b>	<b>6</b>	<b>2,190</b>	<b>20</b>	<b>7,300</b>	<b>11</b>	<b>4,015</b>
<b>NorthKey CMHC Total:</b>	<b>11</b>	<b>4,015</b>	<b>6</b>	<b>2,190</b>	<b>65</b>	<b>22,629</b>	<b>18</b>	<b>5,796</b>

CMHC - Community Mental Health Center

SMI - Serious Mental Illness

State Supp. - Supplementation for needy persons who are aged, blind or have a disability (KRS 205.245)

**2025 ANNUAL KENTUCKY LONG TERM CARE UTILIZATION AND SERVICE REPORT**

**Table 2DD - Personal Care Bed Census by Gender and Ages 18 - 64**

**Patients With SMI Receiving State Supplementation**

CMHC Region / County / Facility	18-34				35-64			
	Male SMI State Supp. Census	Male SMI State Supp. Inpatient Days	Female SMI State Supp. Census	Female SMI State Supp. Inpatient Days	Male SMI State Supp. Census	Male SMI State Supp. Inpatient Days	Female SMI State Supp. Census	Female SMI State Supp. Inpatient Days
<b>Pathways</b>								
<b>BOYD</b>								
Genesis Health of Ashland	5	1825	5	1825	5	1825	8	2920
Genesis II Health	5	1825	7	2555	5	1825	4	1460
Kings Daughters and Sons Home	0	0	0	0	0	0	0	0
<b>BOYD County Total:</b>	<b>10</b>	<b>3,650</b>	<b>12</b>	<b>4,380</b>	<b>10</b>	<b>3,650</b>	<b>12</b>	<b>4,380</b>
<b>GREENUP</b>								
Frasures Personal Care Home	7	1601	2	436	31	7518	17	4110
Trinity Station Retirement Community	0	0	0	0	0	0	0	0
<b>GREENUP County Total:</b>	<b>7</b>	<b>1,601</b>	<b>2</b>	<b>436</b>	<b>31</b>	<b>7,518</b>	<b>17</b>	<b>4,110</b>
<b>MENIFEE</b>								
Menifee Meadows Nursing and Rehab LLC	0	0	0	0	2	730	1	365
<b>MENIFEE County Total:</b>	<b>0</b>	<b>0</b>	<b>0</b>	<b>0</b>	<b>2</b>	<b>730</b>	<b>1</b>	<b>365</b>
<b>MONTGOMERY</b>								
Mt. Sterling Personal Care, LLC	0	0	0	0	0	0	0	0
<b>MONTGOMERY County Total:</b>	<b>0</b>	<b>0</b>	<b>0</b>	<b>0</b>	<b>0</b>	<b>0</b>	<b>0</b>	<b>0</b>
<b>Pathways CMHC Total:</b>	<b>17</b>	<b>5,251</b>	<b>14</b>	<b>4,816</b>	<b>43</b>	<b>11,898</b>	<b>30</b>	<b>8,855</b>

CMHC - Community Mental Health Center

SMI - Serious Mental Illness

State Supp. - Supplementation for needy persons who are aged, blind or have a disability (KRS 205.245)

**2025 ANNUAL KENTUCKY LONG TERM CARE UTILIZATION AND SERVICE REPORT**

**Table 2DD - Personal Care Bed Census by Gender and Ages 18 - 64**

**Patients With SMI Receiving State Supplementation**

CMHC Region / County / Facility	18-34				35-64			
	Male SMI State Supp. Census	Male SMI State Supp. Inpatient Days	Female SMI State Supp. Census	Female SMI State Supp. Inpatient Days	Male SMI State Supp. Census	Male SMI State Supp. Inpatient Days	Female SMI State Supp. Census	Female SMI State Supp. Inpatient Days
<b>Pennyroyal</b>								
<b>CALDWELL</b>								
Highland Homes I LLC	1	365	3	1095	27	9855	14	5110
<b>CALDWELL County Total:</b>	<b>1</b>	<b>365</b>	<b>3</b>	<b>1,095</b>	<b>27</b>	<b>9,855</b>	<b>14</b>	<b>5,110</b>
<b>CHRISTIAN</b>								
Christian County Manor I LLC	30	365	20	365	22	365	18	365
Christian Health Center, Hopkinsville	0	0	0	0	0	0	0	0
Pennyrile I LLC	2	730	0	0	0	0	4	1460
<b>CHRISTIAN County Total:</b>	<b>32</b>	<b>1,095</b>	<b>20</b>	<b>365</b>	<b>22</b>	<b>365</b>	<b>22</b>	<b>1,825</b>
<b>CRITTENDEN</b>								
Crittenden County Health and Rehabilitation Center	0	0	0	0	0	0	0	0
<b>CRITTENDEN County Total:</b>	<b>0</b>	<b>0</b>	<b>0</b>	<b>0</b>	<b>0</b>	<b>0</b>	<b>0</b>	<b>0</b>
<b>HOPKINS</b>								
Madisonville Rest Home I LLC	9	365	5	365	21	365	12	365
The Homestead	13	3247	10	2508	18	4514	10	2508
<b>HOPKINS County Total:</b>	<b>22</b>	<b>3,612</b>	<b>15</b>	<b>2,873</b>	<b>39</b>	<b>4,879</b>	<b>22</b>	<b>2,873</b>

CMHC - Community Mental Health Center

SMI - Serious Mental Illness

State Supp. - Supplementation for needy persons who are aged, blind or have a disability (KRS 205.245)

**2025 ANNUAL KENTUCKY LONG TERM CARE UTILIZATION AND SERVICE REPORT**

**Table 2DD - Personal Care Bed Census by Gender and Ages 18 - 64**

**Patients With SMI Receiving State Supplementation**

CMHC Region / County / Facility	18-34				35-64			
	Male SMI State Supp. Census	Male SMI State Supp. Inpatient Days	Female SMI State Supp. Census	Female SMI State Supp. Inpatient Days	Male SMI State Supp. Census	Male SMI State Supp. Inpatient Days	Female SMI State Supp. Census	Female SMI State Supp. Inpatient Days
<b>MUHLENBERG</b>								
Greenville Nursing and Rehabilitation	0	0	0	0	0	0	0	0
Sparks Nursing Center	3	767	3	982	33	6826	11	2998
<b>MUHLENBERG County Total:</b>	<b>3</b>	<b>767</b>	<b>3</b>	<b>982</b>	<b>33</b>	<b>6,826</b>	<b>11</b>	<b>2,998</b>
<b>TRIGG</b>								
Better Senior Living I, LLC	6	2190	3	1095	32	11680	24	8760
<b>TRIGG County Total:</b>	<b>6</b>	<b>2,190</b>	<b>3</b>	<b>1,095</b>	<b>32</b>	<b>11,680</b>	<b>24</b>	<b>8,760</b>
<b>Pennyroyal CMHC Total:</b>	<b>64</b>	<b>8,029</b>	<b>44</b>	<b>6,410</b>	<b>153</b>	<b>33,605</b>	<b>93</b>	<b>21,566</b>
<b>River Valley</b>								
<b>DAVIESS</b>								
Carmel Home	0	0	0	0	0	0	0	0
Chautauqua Health and Rehab	0	0	0	0	0	0	0	0
Davco Rest Home	1	365	3	899	27	8255	22	6226
Fern Terrace of Owensboro, LLC	0	0	0	0	10	3094	6	1477
<b>DAVIESS County Total:</b>	<b>1</b>	<b>365</b>	<b>3</b>	<b>899</b>	<b>37</b>	<b>11,349</b>	<b>28</b>	<b>7,703</b>
<b>HANCOCK</b>								
Lewisport Rest Home I LLC	15	5475	11	4015	40	14600	0	0
<b>HANCOCK County Total:</b>	<b>15</b>	<b>5,475</b>	<b>11</b>	<b>4,015</b>	<b>40</b>	<b>14,600</b>	<b>0</b>	<b>0</b>

CMHC - Community Mental Health Center  
 SMI - Serious Mental Illness  
 State Supp. - Supplementation for needy persons who are aged, blind or have a disability (KRS 205.245)

**2025 ANNUAL KENTUCKY LONG TERM CARE UTILIZATION AND SERVICE REPORT**

**Table 2DD - Personal Care Bed Census by Gender and Ages 18 - 64**

**Patients With SMI Receiving State Supplementation**

CMHC Region / County / Facility	18-34				35-64			
	Male SMI State Supp. Census	Male SMI State Supp. Inpatient Days	Female SMI State Supp. Census	Female SMI State Supp. Inpatient Days	Male SMI State Supp. Census	Male SMI State Supp. Inpatient Days	Female SMI State Supp. Census	Female SMI State Supp. Inpatient Days
<b>HENDERSON</b>								
Henderson Manor	9	3285	2	730	10	3650	22	8030
<b>HENDERSON County Total:</b>	<b>9</b>	<b>3,285</b>	<b>2</b>	<b>730</b>	<b>10</b>	<b>3,650</b>	<b>22</b>	<b>8,030</b>
<b>OHIO</b>								
Beaver Dam Nursing and Rehab Center	0	0	0	0	1	365	0	0
<b>OHIO County Total:</b>	<b>0</b>	<b>0</b>	<b>0</b>	<b>0</b>	<b>1</b>	<b>365</b>	<b>0</b>	<b>0</b>
<b>River Valley CMHC Total:</b>	<b>25</b>	<b>9,125</b>	<b>16</b>	<b>5,644</b>	<b>88</b>	<b>29,964</b>	<b>50</b>	<b>15,733</b>
<b>Seven Counties</b>								
<b>BULLITT</b>								
Colonial House of Shepherdsville	3	1095	1	365	29	10585	15	5475
<b>BULLITT County Total:</b>	<b>3</b>	<b>1,095</b>	<b>1</b>	<b>365</b>	<b>29</b>	<b>10,585</b>	<b>15</b>	<b>5,475</b>
<b>JEFFERSON</b>								
Barton House of Louisville 1	0	0	0	0	0	0	0	0
Crescent Grove Memory and Personal Care Community and Sam Swope Center	0	0	0	0	0	0	0	0
Eastern Star Home in KY	0	0	0	0	0	0	0	0
Glen Ridge Health Campus	0	0	0	0	0	0	0	0

CMHC - Community Mental Health Center

SMI - Serious Mental Illness

State Supp. - Supplementation for needy persons who are aged, blind or have a disability (KRS 205.245)

**2025 ANNUAL KENTUCKY LONG TERM CARE UTILIZATION AND SERVICE REPORT**

**Table 2DD - Personal Care Bed Census by Gender and Ages 18 - 64**

**Patients With SMI Receiving State Supplementation**

CMHC Region / County / Facility	18-34				35-64			
	Male SMI State Supp. Census	Male SMI State Supp. Inpatient Days	Female SMI State Supp. Census	Female SMI State Supp. Inpatient Days	Male SMI State Supp. Census	Male SMI State Supp. Inpatient Days	Female SMI State Supp. Census	Female SMI State Supp. Inpatient Days
Hallmark House Louisville II	0	0	0	0	0	0	0	0
Little Sisters of the Poor	0	0	0	0	0	0	0	0
Louisville Protestant Altenheim	0	0	0	0	0	0	0	0
Nazareth Home	0	0	0	0	0	0	0	0
Nazareth Home Clifton	0	0	0	0	0	0	0	0
The Pinnacle of Louisville	0	0	0	0	0	0	0	0
The Springs at Stony Brook	0	0	0	0	0	0	0	0
Treyton Oaks Towers	0	0	0	0	0	0	0	0
Wesley Manor	0	0	0	0	0	0	0	0
<b>JEFFERSON County Total:</b>	<b>0</b>	<b>0</b>	<b>0</b>	<b>0</b>	<b>0</b>	<b>0</b>	<b>0</b>	<b>0</b>
<b>SHELBY</b>								
Colonial Manor	5	365	5	365	25	365	20	365
Maple Grove Senior Living LLC	0	0	0	0	0	0	0	0
<b>SHELBY County Total:</b>	<b>5</b>	<b>365</b>	<b>5</b>	<b>365</b>	<b>25</b>	<b>365</b>	<b>20</b>	<b>365</b>
<b>Seven Counties CMHC Total:</b>	<b>8</b>	<b>1,460</b>	<b>6</b>	<b>730</b>	<b>54</b>	<b>10,950</b>	<b>35</b>	<b>5,840</b>
<b>State Total</b>	<b>193</b>	<b>50,866</b>	<b>136</b>	<b>36,389</b>	<b>602</b>	<b>169,858</b>	<b>419</b>	<b>109,057</b>

CMHC - Community Mental Health Center

SMI - Serious Mental Illness

State Supp. - Supplementation for needy persons who are aged, blind or have a disability (KRS 205.245)

## 2025 ANNUAL KENTUCKY LONG TERM CARE UTILIZATION AND SERVICE REPORT

### Table 2E - Personal Care Bed Census With SMI by Gender and Ages 65 and Older

CMHC Region / County / Facility	65-84				85 and Older			
	Male SMI Census	Male SMI Inpatient Days	Female SMI Census	Female SMI Inpatient Days	Male SMI Census	Male SMI Inpatient Days	Female SMI Census	Female SMI Inpatient Days
<b>Adanta</b>								
<b>MCCREARY</b>								
Cumberland Manor Rest Home I LLC	9	3285	10	3650	0	0	0	0
<b>MCCREARY County Total:</b>	<b>9</b>	<b>3,285</b>	<b>10</b>	<b>3,650</b>	<b>0</b>	<b>0</b>	<b>0</b>	<b>0</b>
<b>TAYLOR</b>								
Bluegrass Way	0	0	0	0	0	0	0	0
<b>TAYLOR County Total:</b>	<b>0</b>	<b>0</b>	<b>0</b>	<b>0</b>	<b>0</b>	<b>0</b>	<b>0</b>	<b>0</b>
<b>WAYNE</b>								
Dishman Personal Care Home	2	730	3	1095	0	0	0	0
Mountain Ridge Health and Rehabilitation	0	0	0	0	0	0	0	0
<b>WAYNE County Total:</b>	<b>2</b>	<b>730</b>	<b>3</b>	<b>1,095</b>	<b>0</b>	<b>0</b>	<b>0</b>	<b>0</b>
<b>Adanta CMHC Total:</b>	<b>11</b>	<b>4,015</b>	<b>13</b>	<b>4,745</b>	<b>0</b>	<b>0</b>	<b>0</b>	<b>0</b>
<b>Bluegrass</b>								
<b>BOURBON</b>								
Bourbon Heights	0	0	0	0	0	0	0	0
<b>BOURBON County Total:</b>	<b>0</b>	<b>0</b>	<b>0</b>	<b>0</b>	<b>0</b>	<b>0</b>	<b>0</b>	<b>0</b>
<b>ESTILL</b>								
Irvine Nursing and Rehabilitation	0	0	1	365	0	0	0	0
<b>ESTILL County Total:</b>	<b>0</b>	<b>0</b>	<b>1</b>	<b>365</b>	<b>0</b>	<b>0</b>	<b>0</b>	<b>0</b>

CMHC - Community Mental Health Center  
 SMI - Serious Mental Illness

## 2025 ANNUAL KENTUCKY LONG TERM CARE UTILIZATION AND SERVICE REPORT

### Table 2E - Personal Care Bed Census With SMI by Gender and Ages 65 and Older

CMHC Region / County / Facility	65-84				85 and Older			
	Male SMI Census	Male SMI Inpatient Days	Female SMI Census	Female SMI Inpatient Days	Male SMI Census	Male SMI Inpatient Days	Female SMI Census	Female SMI Inpatient Days
<b>FAYETTE</b>								
Central Ky Recovery Center Unit 1	0	0	0	0	0	0	0	0
Central KY Recovery Center Unit 2	1	251	1	36	0	0	0	0
Richmond Place Senior Living	2	595	3	1095	0	0	1	365
The Willows at Hamburg	0	0	0	0	0	0	0	0
<b>FAYETTE County Total:</b>	<b>3</b>	<b>846</b>	<b>4</b>	<b>1,131</b>	<b>0</b>	<b>0</b>	<b>1</b>	<b>365</b>
<b>HARRISON</b>								
Parkside Manor	3	1095	2	730	0	0	0	0
Shady Lawn	0	0	0	0	0	0	0	0
<b>HARRISON County Total:</b>	<b>3</b>	<b>1,095</b>	<b>2</b>	<b>730</b>	<b>0</b>	<b>0</b>	<b>0</b>	<b>0</b>
<b>JESSAMINE</b>								
Rose Terrace, LLC	8	2920	11	3469	1	316	0	0
Wesley Village	0	0	0	0	0	0	0	0
<b>JESSAMINE County Total:</b>	<b>8</b>	<b>2,920</b>	<b>11</b>	<b>3,469</b>	<b>1</b>	<b>316</b>	<b>0</b>	<b>0</b>
<b>LINCOLN</b>								
Waynesburg Manor	5	1325	5	1405	0	0	0	0
<b>LINCOLN County Total:</b>	<b>5</b>	<b>1,325</b>	<b>5</b>	<b>1,405</b>	<b>0</b>	<b>0</b>	<b>0</b>	<b>0</b>
<b>MADISON</b>								
Telford Terrace	0	0	0	0	0	0	0	0
<b>MADISON County Total:</b>	<b>0</b>	<b>0</b>	<b>0</b>	<b>0</b>	<b>0</b>	<b>0</b>	<b>0</b>	<b>0</b>

CMHC - Community Mental Health Center  
 SMI - Serious Mental Illness

## 2025 ANNUAL KENTUCKY LONG TERM CARE UTILIZATION AND SERVICE REPORT

### Table 2E - Personal Care Bed Census With SMI by Gender and Ages 65 and Older

CMHC Region / County / Facility	65-84				85 and Older			
	Male SMI Census	Male SMI Inpatient Days	Female SMI Census	Female SMI Inpatient Days	Male SMI Census	Male SMI Inpatient Days	Female SMI Census	Female SMI Inpatient Days
<b>MERCER</b>								
The Willows at Harrodsburg	0	0	0	0	0	0	0	0
<b>MERCER County Total:</b>	<b>0</b>	<b>0</b>	<b>0</b>	<b>0</b>	<b>0</b>	<b>0</b>	<b>0</b>	<b>0</b>
<b>POWELL</b>								
Stanton Nursing and Rehabilitation Center	0	0	0	0	0	0	0	0
<b>POWELL County Total:</b>	<b>0</b>	<b>0</b>	<b>0</b>	<b>0</b>	<b>0</b>	<b>0</b>	<b>0</b>	<b>0</b>
<b>WOODFORD</b>								
Taylor Manor Nursing Home	0	0	0	0	0	0	0	0
<b>WOODFORD County Total:</b>	<b>0</b>	<b>0</b>	<b>0</b>	<b>0</b>	<b>0</b>	<b>0</b>	<b>0</b>	<b>0</b>
<b>Bluegrass CMHC Total:</b>	<b>19</b>	<b>6,186</b>	<b>23</b>	<b>7,100</b>	<b>1</b>	<b>316</b>	<b>1</b>	<b>365</b>
<b>Communicare</b>								
<b>HARDIN</b>								
Helmwood Healthcare Ctr. and Elizabeth Sanford Swope Personal Care	0	0	0	0	0	0	0	0
Peridot Senior Living	0	0	0	0	0	0	0	0
Signature Healthcare at North Hardin Rehab	0	0	0	0	0	0	0	0
<b>HARDIN County Total:</b>	<b>0</b>	<b>0</b>	<b>0</b>	<b>0</b>	<b>0</b>	<b>0</b>	<b>0</b>	<b>0</b>

CMHC - Community Mental Health Center  
 SMI - Serious Mental Illness

## 2025 ANNUAL KENTUCKY LONG TERM CARE UTILIZATION AND SERVICE REPORT

### Table 2E - Personal Care Bed Census With SMI by Gender and Ages 65 and Older

CMHC Region / County / Facility	65-84				85 and Older			
	Male SMI Census	Male SMI Inpatient Days	Female SMI Census	Female SMI Inpatient Days	Male SMI Census	Male SMI Inpatient Days	Female SMI Census	Female SMI Inpatient Days
<b>MARION</b>								
Loretto Living Ctr. at Loretto Motherhouse Infirmery, Inc.	0	0	0	0	0	0	0	0
Village of Lebanon	0	0	0	0	0	0	0	0
<b>MARION County Total:</b>	<b>0</b>	<b>0</b>	<b>0</b>	<b>0</b>	<b>0</b>	<b>0</b>	<b>0</b>	<b>0</b>
<b>WASHINGTON</b>								
Sansbury Care Center	0	0	0	0	0	0	0	0
<b>WASHINGTON County Total:</b>	<b>0</b>	<b>0</b>	<b>0</b>	<b>0</b>	<b>0</b>	<b>0</b>	<b>0</b>	<b>0</b>
<b>Communicare CMHC Total:</b>	<b>0</b>	<b>0</b>	<b>0</b>	<b>0</b>	<b>0</b>	<b>0</b>	<b>0</b>	<b>0</b>
<b>Cumberland River</b>								
<b>BELL</b>								
Generations Center of Middlesboro	19	6935	18	6570	1	365	1	365
<b>BELL County Total:</b>	<b>19</b>	<b>6,935</b>	<b>18</b>	<b>6,570</b>	<b>1</b>	<b>365</b>	<b>1</b>	<b>365</b>
<b>HARLAN</b>								
The Laurels	16	5840	24	8760	1	365	2	730
<b>HARLAN County Total:</b>	<b>16</b>	<b>5,840</b>	<b>24</b>	<b>8,760</b>	<b>1</b>	<b>365</b>	<b>2</b>	<b>730</b>
<b>KNOX</b>								
Christian Health Center - Corbin	0	0	0	0	0	0	0	0
<b>KNOX County Total:</b>	<b>0</b>	<b>0</b>	<b>0</b>	<b>0</b>	<b>0</b>	<b>0</b>	<b>0</b>	<b>0</b>
<b>Cumberland River CMHC Total:</b>	<b>35</b>	<b>12,775</b>	<b>42</b>	<b>15,330</b>	<b>2</b>	<b>730</b>	<b>3</b>	<b>1,095</b>

CMHC - Community Mental Health Center  
 SMI - Serious Mental Illness

## 2025 ANNUAL KENTUCKY LONG TERM CARE UTILIZATION AND SERVICE REPORT

### Table 2E - Personal Care Bed Census With SMI by Gender and Ages 65 and Older

CMHC Region / County / Facility	65-84				85 and Older			
	Male SMI Census	Male SMI Inpatient Days	Female SMI Census	Female SMI Inpatient Days	Male SMI Census	Male SMI Inpatient Days	Female SMI Census	Female SMI Inpatient Days
<b>Four Rivers</b>								
<b>CARLISLE</b>								
Countryside Center	0	0	0	0	0	0	0	0
<b>CARLISLE County Total:</b>	<b>0</b>	<b>0</b>	<b>0</b>	<b>0</b>	<b>0</b>	<b>0</b>	<b>0</b>	<b>0</b>
<b>GRAVES</b>								
Fern Terrace of Mayfield	9	3240	9	3240	0	0	0	0
<b>GRAVES County Total:</b>	<b>9</b>	<b>3,240</b>	<b>9</b>	<b>3,240</b>	<b>0</b>	<b>0</b>	<b>0</b>	<b>0</b>
<b>HICKMAN</b>								
Clinton Hickman County Nursing Facility	0	0	0	0	0	0	0	0
Clinton Place	1	365	2	727	1	365	0	0
<b>HICKMAN County Total:</b>	<b>1</b>	<b>365</b>	<b>2</b>	<b>727</b>	<b>1</b>	<b>365</b>	<b>0</b>	<b>0</b>
<b>Four Rivers CMHC Total:</b>	<b>10</b>	<b>3,605</b>	<b>11</b>	<b>3,967</b>	<b>1</b>	<b>365</b>	<b>0</b>	<b>0</b>
<b>Kentucky River</b>								
<b>KNOTT</b>								
Golden Years Rest Home	4	365	7	365	0	0	0	0
<b>KNOTT County Total:</b>	<b>4</b>	<b>365</b>	<b>7</b>	<b>365</b>	<b>0</b>	<b>0</b>	<b>0</b>	<b>0</b>
<b>Kentucky River CMHC Total:</b>	<b>4</b>	<b>365</b>	<b>7</b>	<b>365</b>	<b>0</b>	<b>0</b>	<b>0</b>	<b>0</b>
<b>LifeSkills</b>								
<b>ALLEN</b>								
Cornerstone Manor	8	2920	3	1095	0	0	0	0

CMHC - Community Mental Health Center  
 SMI - Serious Mental Illness

## 2025 ANNUAL KENTUCKY LONG TERM CARE UTILIZATION AND SERVICE REPORT

### Table 2E - Personal Care Bed Census With SMI by Gender and Ages 65 and Older

CMHC Region / County / Facility	65-84				85 and Older			
	Male SMI Census	Male SMI Inpatient Days	Female SMI Census	Female SMI Inpatient Days	Male SMI Census	Male SMI Inpatient Days	Female SMI Census	Female SMI Inpatient Days
Scottsville Manor	8	2034	8	1219	0	0	0	0
<b>ALLEN County Total:</b>	<b>16</b>	<b>4,954</b>	<b>11</b>	<b>2,314</b>	<b>0</b>	<b>0</b>	<b>0</b>	<b>0</b>
<b>BARREN</b>								
NHC HealthCare, Glasgow	0	0	0	0	0	0	0	0
<b>BARREN County Total:</b>	<b>0</b>	<b>0</b>	<b>0</b>	<b>0</b>	<b>0</b>	<b>0</b>	<b>0</b>	<b>0</b>
<b>METCALFE</b>								
Harpers Home for the Aged	0	0	0	0	0	0	0	0
Metcalfe Health Care Center	1	29	4	939	0	0	1	365
<b>METCALFE County Total:</b>	<b>1</b>	<b>29</b>	<b>4</b>	<b>939</b>	<b>0</b>	<b>0</b>	<b>1</b>	<b>365</b>
<b>WARREN</b>								
Christian Health Center of Bowling Green	0	0	0	0	0	0	0	0
<b>WARREN County Total:</b>	<b>0</b>	<b>0</b>	<b>0</b>	<b>0</b>	<b>0</b>	<b>0</b>	<b>0</b>	<b>0</b>
<b>LifeSkills CMHC Total:</b>	<b>17</b>	<b>4,983</b>	<b>15</b>	<b>3,253</b>	<b>0</b>	<b>0</b>	<b>1</b>	<b>365</b>
<b>Mountain</b>								
<b>MAGOFFIN</b>								
Salyersville Nursing and Rehabilitation Center	0	0	0	0	0	0	0	0
<b>MAGOFFIN County Total:</b>	<b>0</b>	<b>0</b>	<b>0</b>	<b>0</b>	<b>0</b>	<b>0</b>	<b>0</b>	<b>0</b>

CMHC - Community Mental Health Center  
 SMI - Serious Mental Illness

## 2025 ANNUAL KENTUCKY LONG TERM CARE UTILIZATION AND SERVICE REPORT

### Table 2E - Personal Care Bed Census With SMI by Gender and Ages 65 and Older

CMHC Region / County / Facility	65-84				85 and Older			
	Male SMI Census	Male SMI Inpatient Days	Female SMI Census	Female SMI Inpatient Days	Male SMI Census	Male SMI Inpatient Days	Female SMI Census	Female SMI Inpatient Days
<b>PIKE</b>								
Good Shepherd Community Nursing Center	0	0	0	0	0	0	0	0
<b>PIKE County Total:</b>	<b>0</b>	<b>0</b>	<b>0</b>	<b>0</b>	<b>0</b>	<b>0</b>	<b>0</b>	<b>0</b>
<b>Mountain CMHC Total:</b>	<b>0</b>	<b>0</b>	<b>0</b>	<b>0</b>	<b>0</b>	<b>0</b>	<b>0</b>	<b>0</b>
<b>NorthKey</b>								
<b>CAMPBELL</b>								
Carmel Manor	5	9	2	3	0	0	0	0
<b>CAMPBELL County Total:</b>	<b>5</b>	<b>9</b>	<b>2</b>	<b>3</b>	<b>0</b>	<b>0</b>	<b>0</b>	<b>0</b>
<b>CARROLL</b>								
Carrollton Manor	9	3285	4	1460	0	0	0	0
Valley Haven Rest Home	22	8030	0	0	0	0	0	0
<b>CARROLL County Total:</b>	<b>31</b>	<b>11,315</b>	<b>4</b>	<b>1,460</b>	<b>0</b>	<b>0</b>	<b>0</b>	<b>0</b>
<b>KENTON</b>								
Ivy Knoll	3	1095	4	1460	0	0	0	0
Regency Manor	0	0	0	0	0	0	0	0
Regency Manor North	0	0	0	0	0	0	0	0
<b>KENTON County Total:</b>	<b>3</b>	<b>1,095</b>	<b>4</b>	<b>1,460</b>	<b>0</b>	<b>0</b>	<b>0</b>	<b>0</b>

CMHC - Community Mental Health Center  
 SMI - Serious Mental Illness

## 2025 ANNUAL KENTUCKY LONG TERM CARE UTILIZATION AND SERVICE REPORT

### Table 2E - Personal Care Bed Census With SMI by Gender and Ages 65 and Older

CMHC Region / County / Facility	65-84				85 and Older			
	Male SMI Census	Male SMI Inpatient Days	Female SMI Census	Female SMI Inpatient Days	Male SMI Census	Male SMI Inpatient Days	Female SMI Census	Female SMI Inpatient Days
<b>PENDLETON</b>								
Falmouth Personal Care Home	1	365	1	365	0	0	0	0
The Front Gate	5	1825	2	730	0	0	0	0
<b>PENDLETON County Total:</b>	<b>6</b>	<b>2,190</b>	<b>3</b>	<b>1,095</b>	<b>0</b>	<b>0</b>	<b>0</b>	<b>0</b>
<b>NorthKey CMHC Total:</b>	<b>45</b>	<b>14,609</b>	<b>13</b>	<b>4,018</b>	<b>0</b>	<b>0</b>	<b>0</b>	<b>0</b>
<b>Pathways</b>								
<b>BOYD</b>								
Genesis Health of Ashland	5	1825	5	1825	0	0	0	0
Genesis II Health	5	1825	4	1460	2	730	0	0
Kings Daughters and Sons Home	0	0	0	0	0	0	0	0
<b>BOYD County Total:</b>	<b>10</b>	<b>3,650</b>	<b>9</b>	<b>3,285</b>	<b>2</b>	<b>730</b>	<b>0</b>	<b>0</b>
<b>GREENUP</b>								
Frasures Personal Care Home	9	2082	7	1681	1	365	0	0
Trinity Station Retirement Community	0	0	0	0	0	0	0	0
<b>GREENUP County Total:</b>	<b>9</b>	<b>2,082</b>	<b>7</b>	<b>1,681</b>	<b>1</b>	<b>365</b>	<b>0</b>	<b>0</b>
<b>MENIFEE</b>								
Menifee Meadows Nursing and Rehab LLC	0	0	0	0	0	0	0	0
<b>MENIFEE County Total:</b>	<b>0</b>	<b>0</b>	<b>0</b>	<b>0</b>	<b>0</b>	<b>0</b>	<b>0</b>	<b>0</b>

CMHC - Community Mental Health Center  
 SMI - Serious Mental Illness

## 2025 ANNUAL KENTUCKY LONG TERM CARE UTILIZATION AND SERVICE REPORT

### Table 2E - Personal Care Bed Census With SMI by Gender and Ages 65 and Older

CMHC Region / County / Facility	65-84				85 and Older			
	Male SMI Census	Male SMI Inpatient Days	Female SMI Census	Female SMI Inpatient Days	Male SMI Census	Male SMI Inpatient Days	Female SMI Census	Female SMI Inpatient Days
<b>MONTGOMERY</b>								
Mt. Sterling Personal Care, LLC	0	0	0	0	0	0	0	0
<b>MONTGOMERY County Total:</b>	<b>0</b>	<b>0</b>	<b>0</b>	<b>0</b>	<b>0</b>	<b>0</b>	<b>0</b>	<b>0</b>
<b>Pathways CMHC Total:</b>	<b>19</b>	<b>5,732</b>	<b>16</b>	<b>4,966</b>	<b>3</b>	<b>1,095</b>	<b>0</b>	<b>0</b>
<b>Pennyroyal</b>								
<b>CALDWELL</b>								
Highland Homes I LLC	13	4745	3	1095	0	0	0	0
<b>CALDWELL County Total:</b>	<b>13</b>	<b>4,745</b>	<b>3</b>	<b>1,095</b>	<b>0</b>	<b>0</b>	<b>0</b>	<b>0</b>
<b>CHRISTIAN</b>								
Christian County Manor I LLC	0	0	0	0	0	0	0	0
Christian Health Center, Hopkinsville	0	0	0	0	0	0	0	0
Pennyryle I LLC	0	0	0	0	0	0	0	0
<b>CHRISTIAN County Total:</b>	<b>0</b>	<b>0</b>	<b>0</b>	<b>0</b>	<b>0</b>	<b>0</b>	<b>0</b>	<b>0</b>
<b>CRITTENDEN</b>								
Crittenden County Health and Rehabilitation Center	0	0	0	0	0	0	0	0
<b>CRITTENDEN County Total:</b>	<b>0</b>	<b>0</b>	<b>0</b>	<b>0</b>	<b>0</b>	<b>0</b>	<b>0</b>	<b>0</b>
<b>HOPKINS</b>								
Madisonville Rest Home I LLC	3	365	0	0	0	0	0	0

CMHC - Community Mental Health Center  
SMI - Serious Mental Illness

## 2025 ANNUAL KENTUCKY LONG TERM CARE UTILIZATION AND SERVICE REPORT

### Table 2E - Personal Care Bed Census With SMI by Gender and Ages 65 and Older

CMHC Region / County / Facility	65-84				85 and Older			
	Male SMI Census	Male SMI Inpatient Days	Female SMI Census	Female SMI Inpatient Days	Male SMI Census	Male SMI Inpatient Days	Female SMI Census	Female SMI Inpatient Days
The Homestead	11	2759	3	752	5	1254	4	1003
<b>HOPKINS County Total:</b>	<b>14</b>	<b>3,124</b>	<b>3</b>	<b>752</b>	<b>5</b>	<b>1,254</b>	<b>4</b>	<b>1,003</b>
<b>MUHLENBERG</b>								
Greenville Nursing and Rehabilitation	0	0	0	0	0	0	0	0
Sparks Nursing Center	8	2718	14	4493	1	365	1	6
<b>MUHLENBERG County Total:</b>	<b>8</b>	<b>2,718</b>	<b>14</b>	<b>4,493</b>	<b>1</b>	<b>365</b>	<b>1</b>	<b>6</b>
<b>TRIGG</b>								
Better Senior Living I, LLC	11	4015	6	2190	0	0	0	0
<b>TRIGG County Total:</b>	<b>11</b>	<b>4,015</b>	<b>6</b>	<b>2,190</b>	<b>0</b>	<b>0</b>	<b>0</b>	<b>0</b>
<b>Pennyroyal CMHC Total:</b>	<b>46</b>	<b>14,602</b>	<b>26</b>	<b>8,530</b>	<b>6</b>	<b>1,619</b>	<b>5</b>	<b>1,009</b>
<b>River Valley</b>								
<b>DAVIESS</b>								
Carmel Home	0	0	0	0	0	0	0	0
Chautauqua Health and Rehab	3	1095	3	1095	1	365	3	1095
Davco Rest Home	19	6355	10	3167	0	0	0	0
Fern Terrace of Owensboro, LLC	12	3305	19	5489	0	0	1	211
<b>DAVIESS County Total:</b>	<b>34</b>	<b>10,755</b>	<b>32</b>	<b>9,751</b>	<b>1</b>	<b>365</b>	<b>4</b>	<b>1,306</b>

CMHC - Community Mental Health Center  
 SMI - Serious Mental Illness

## 2025 ANNUAL KENTUCKY LONG TERM CARE UTILIZATION AND SERVICE REPORT

### Table 2E - Personal Care Bed Census With SMI by Gender and Ages 65 and Older

CMHC Region / County / Facility	65-84				85 and Older			
	Male SMI Census	Male SMI Inpatient Days	Female SMI Census	Female SMI Inpatient Days	Male SMI Census	Male SMI Inpatient Days	Female SMI Census	Female SMI Inpatient Days
<b>HANCOCK</b>								
Lewisport Rest Home I LLC	4	1460	0	0	0	0	0	0
<b>HANCOCK County Total:</b>	<b>4</b>	<b>1,460</b>	<b>0</b>	<b>0</b>	<b>0</b>	<b>0</b>	<b>0</b>	<b>0</b>
<b>HENDERSON</b>								
Henderson Manor	5	1825	0	0	0	0	0	0
<b>HENDERSON County Total:</b>	<b>5</b>	<b>1,825</b>	<b>0</b>	<b>0</b>	<b>0</b>	<b>0</b>	<b>0</b>	<b>0</b>
<b>OHIO</b>								
Beaver Dam Nursing and Rehab Center	2	730	1	40	1	36	0	0
<b>OHIO County Total:</b>	<b>2</b>	<b>730</b>	<b>1</b>	<b>40</b>	<b>1</b>	<b>36</b>	<b>0</b>	<b>0</b>
<b>River Valley CMHC Total:</b>	<b>45</b>	<b>14,770</b>	<b>33</b>	<b>9,791</b>	<b>2</b>	<b>401</b>	<b>4</b>	<b>1,306</b>
<b>Seven Counties</b>								
<b>BULLITT</b>								
Colonial House of Shepherdsville	5	1825	6	2190	0	0	0	0
<b>BULLITT County Total:</b>	<b>5</b>	<b>1,825</b>	<b>6</b>	<b>2,190</b>	<b>0</b>	<b>0</b>	<b>0</b>	<b>0</b>
<b>JEFFERSON</b>								
Barton House of Louisville 1	0	0	0	0	0	0	0	0
Crescent Grove Memory and Personal Care Community and Sam Swope Center	0	0	1	365	0	0	0	0
Eastern Star Home in KY	0	0	1	110	0	0	0	0

CMHC - Community Mental Health Center  
 SMI - Serious Mental Illness

## 2025 ANNUAL KENTUCKY LONG TERM CARE UTILIZATION AND SERVICE REPORT

### Table 2E - Personal Care Bed Census With SMI by Gender and Ages 65 and Older

CMHC Region / County / Facility	65-84				85 and Older			
	Male SMI Census	Male SMI Inpatient Days	Female SMI Census	Female SMI Inpatient Days	Male SMI Census	Male SMI Inpatient Days	Female SMI Census	Female SMI Inpatient Days
Glen Ridge Health Campus	0	0	0	0	0	0	0	0
Hallmark House Louisville II	0	0	0	0	0	0	0	0
Little Sisters of the Poor	0	0	0	0	0	0	0	0
Louisville Protestant Altenheim	0	0	0	0	0	0	0	0
Nazareth Home	5	5	16	16	2	2	11	11
Nazareth Home Clifton	0	0	0	0	0	0	0	0
The Pinnacle of Louisville	0	0	0	0	0	0	0	0
The Springs at Stony Brook	0	0	0	0	0	0	0	0
Treyton Oaks Towers	1	142	5	862	5	1494	3	911
Wesley Manor	0	0	0	0	0	0	0	0
<b>JEFFERSON County Total:</b>	<b>6</b>	<b>147</b>	<b>23</b>	<b>1,353</b>	<b>7</b>	<b>1,496</b>	<b>14</b>	<b>922</b>
<b>SHELBY</b>								
Colonial Manor	2	365	0	0	0	0	0	0
Maple Grove Senior Living LLC	0	0	0	0	0	0	0	0
<b>SHELBY County Total:</b>	<b>2</b>	<b>365</b>	<b>0</b>	<b>0</b>	<b>0</b>	<b>0</b>	<b>0</b>	<b>0</b>
<b>Seven Counties CMHC Total:</b>	<b>13</b>	<b>2,337</b>	<b>29</b>	<b>3,543</b>	<b>7</b>	<b>1,496</b>	<b>14</b>	<b>922</b>
<b>State Total</b>	<b>264</b>	<b>83,979</b>	<b>228</b>	<b>65,608</b>	<b>22</b>	<b>6,022</b>	<b>28</b>	<b>5,062</b>

CMHC - Community Mental Health Center  
 SMI - Serious Mental Illness

## 2025 KENTUCKY ANNUAL LONG TERM CARE UTILIZATION AND SERVICE REPORT

### Table 2EE - Personal Care Bed Census by Gender and Ages 65 and Older

#### Patients With SMI Receiving State Supplementation

CMHC Region / County / Facility	65-84				85 and Older			
	Male SMI State Supp. Census	Male SMI State Supp. Inpatient Days	Female SMI State Supp. Census	Female SMI State Supp. Inpatient Days	Male SMI State Supp. Census	Male SMI State Supp. Inpatient Days	Female SMI State Supp. Census	Female SMI State Supp. Inpatient Days
<b>Adanta</b>								
<b>MCCREARY</b>								
Cumberland Manor Rest Home I LLC	9	3285	9	3285	0	0	0	0
<b>MCCREARY County Total:</b>	<b>9</b>	<b>3,285</b>	<b>9</b>	<b>3,285</b>	<b>0</b>	<b>0</b>	<b>0</b>	<b>0</b>
<b>TAYLOR</b>								
Bluegrass Way	0	0	0	0	0	0	0	0
<b>TAYLOR County Total:</b>	<b>0</b>	<b>0</b>	<b>0</b>	<b>0</b>	<b>0</b>	<b>0</b>	<b>0</b>	<b>0</b>
<b>WAYNE</b>								
Dishman Personal Care Home	2	730	3	1095	0	0	0	0
Mountain Ridge Health and Rehabilitation	0	0	0	0	0	0	0	0
<b>WAYNE County Total:</b>	<b>2</b>	<b>730</b>	<b>3</b>	<b>1,095</b>	<b>0</b>	<b>0</b>	<b>0</b>	<b>0</b>
<b>Adanta CMHC Total:</b>	<b>11</b>	<b>4,015</b>	<b>12</b>	<b>4,380</b>	<b>0</b>	<b>0</b>	<b>0</b>	<b>0</b>
<b>Bluegrass</b>								
<b>BOURBON</b>								
Bourbon Heights	0	0	0	0	0	0	0	0
<b>BOURBON County Total:</b>	<b>0</b>	<b>0</b>	<b>0</b>	<b>0</b>	<b>0</b>	<b>0</b>	<b>0</b>	<b>0</b>

CMHC - Community Mental Health Center

SMI - Serious Mental Illness

State Supp. - Supplementation for needy persons who are aged, blind or have a disability (KRS 205.245)

## 2025 KENTUCKY ANNUAL LONG TERM CARE UTILIZATION AND SERVICE REPORT

### Table 2EE - Personal Care Bed Census by Gender and Ages 65 and Older

#### Patients With SMI Receiving State Supplementation

CMHC Region / County / Facility	65-84				85 and Older			
	Male SMI State Supp. Census	Male SMI State Supp. Inpatient Days	Female SMI State Supp. Census	Female SMI State Supp. Inpatient Days	Male SMI State Supp. Census	Male SMI State Supp. Inpatient Days	Female SMI State Supp. Census	Female SMI State Supp. Inpatient Days
<b>ESTILL</b>								
Irvine Nursing and Rehabilitation	0	0	1	365	0	0	0	0
<b>ESTILL County Total:</b>	<b>0</b>	<b>0</b>	<b>1</b>	<b>365</b>	<b>0</b>	<b>0</b>	<b>0</b>	<b>0</b>
<b>FAYETTE</b>								
Central Ky Recovery Center Unit 1	0	0	0	0	0	0	0	0
Central KY Recovery Center Unit 2	0	0	0	0	0	0	0	0
Richmond Place Senior Living	0	0	0	0	0	0	0	0
The Willows at Hamburg	0	0	0	0	0	0	0	0
<b>FAYETTE County Total:</b>	<b>0</b>	<b>0</b>	<b>0</b>	<b>0</b>	<b>0</b>	<b>0</b>	<b>0</b>	<b>0</b>
<b>HARRISON</b>								
Parkside Manor	2	730	2	730	0	0	0	0
Shady Lawn	0	0	0	0	0	0	0	0
<b>HARRISON County Total:</b>	<b>2</b>	<b>730</b>	<b>2</b>	<b>730</b>	<b>0</b>	<b>0</b>	<b>0</b>	<b>0</b>
<b>JESSAMINE</b>								
Rose Terrace, LLC	8	2920	11	3469	1	316	0	0
Wesley Village	0	0	0	0	0	0	0	0
<b>JESSAMINE County Total:</b>	<b>8</b>	<b>2,920</b>	<b>11</b>	<b>3,469</b>	<b>1</b>	<b>316</b>	<b>0</b>	<b>0</b>

CMHC - Community Mental Health Center

SMI - Serious Mental Illness

State Supp. - Supplementation for needy persons who are aged, blind or have a disability (KRS 205.245)

## 2025 KENTUCKY ANNUAL LONG TERM CARE UTILIZATION AND SERVICE REPORT

### Table 2EE - Personal Care Bed Census by Gender and Ages 65 and Older

#### Patients With SMI Receiving State Supplementation

CMHC Region / County / Facility	65-84				85 and Older			
	Male SMI State Supp. Census	Male SMI State Supp. Inpatient Days	Female SMI State Supp. Census	Female SMI State Supp. Inpatient Days	Male SMI State Supp. Census	Male SMI State Supp. Inpatient Days	Female SMI State Supp. Census	Female SMI State Supp. Inpatient Days
<b>LINCOLN</b>								
Waynesburg Manor	5	1325	5	1405	0	0	0	0
<b>LINCOLN County Total:</b>	<b>5</b>	<b>1,325</b>	<b>5</b>	<b>1,405</b>	<b>0</b>	<b>0</b>	<b>0</b>	<b>0</b>
<b>MADISON</b>								
Telford Terrace	0	0	0	0	0	0	0	0
<b>MADISON County Total:</b>	<b>0</b>	<b>0</b>	<b>0</b>	<b>0</b>	<b>0</b>	<b>0</b>	<b>0</b>	<b>0</b>
<b>MERCER</b>								
The Willows at Harrodsburg	0	0	0	0	0	0	0	0
<b>MERCER County Total:</b>	<b>0</b>	<b>0</b>	<b>0</b>	<b>0</b>	<b>0</b>	<b>0</b>	<b>0</b>	<b>0</b>
<b>POWELL</b>								
Stanton Nursing and Rehabilitation Center	0	0	0	0	0	0	0	0
<b>POWELL County Total:</b>	<b>0</b>	<b>0</b>	<b>0</b>	<b>0</b>	<b>0</b>	<b>0</b>	<b>0</b>	<b>0</b>
<b>WOODFORD</b>								
Taylor Manor Nursing Home	0	0	0	0	0	0	0	0
<b>WOODFORD County Total:</b>	<b>0</b>	<b>0</b>	<b>0</b>	<b>0</b>	<b>0</b>	<b>0</b>	<b>0</b>	<b>0</b>
<b>Bluegrass CMHC Total:</b>	<b>15</b>	<b>4,975</b>	<b>19</b>	<b>5,969</b>	<b>1</b>	<b>316</b>	<b>0</b>	<b>0</b>

CMHC - Community Mental Health Center

SMI - Serious Mental Illness

State Supp. - Supplementation for needy persons who are aged, blind or have a disability (KRS 205.245)

## 2025 KENTUCKY ANNUAL LONG TERM CARE UTILIZATION AND SERVICE REPORT

### Table 2EE - Personal Care Bed Census by Gender and Ages 65 and Older

#### Patients With SMI Receiving State Supplementation

CMHC Region / County / Facility	65-84				85 and Older			
	Male SMI State Supp. Census	Male SMI State Supp. Inpatient Days	Female SMI State Supp. Census	Female SMI State Supp. Inpatient Days	Male SMI State Supp. Census	Male SMI State Supp. Inpatient Days	Female SMI State Supp. Census	Female SMI State Supp. Inpatient Days
Communicare								
HARDIN								
Helmwood Healthcare Ctr. and Elizabeth Sanford Swope Personal Care	0	0	0	0	0	0	0	0
Peridot Senior Living	0	0	0	0	0	0	0	0
Signature Healthcare at North Hardin Rehab	0	0	0	0	0	0	0	0
<b>HARDIN County Total:</b>	<b>0</b>	<b>0</b>	<b>0</b>	<b>0</b>	<b>0</b>	<b>0</b>	<b>0</b>	<b>0</b>
MARION								
Loretto Living Ctr. at Loretto Motherhouse Infirmary, Inc.	0	0	0	0	0	0	0	0
Village of Lebanon	0	0	0	0	0	0	0	0
<b>MARION County Total:</b>	<b>0</b>	<b>0</b>	<b>0</b>	<b>0</b>	<b>0</b>	<b>0</b>	<b>0</b>	<b>0</b>
WASHINGTON								
Sansbury Care Center	0	0	0	0	0	0	0	0
<b>WASHINGTON County Total:</b>	<b>0</b>	<b>0</b>	<b>0</b>	<b>0</b>	<b>0</b>	<b>0</b>	<b>0</b>	<b>0</b>
<b>Communicare CMHC Total:</b>	<b>0</b>	<b>0</b>	<b>0</b>	<b>0</b>	<b>0</b>	<b>0</b>	<b>0</b>	<b>0</b>

CMHC - Community Mental Health Center

SMI - Serious Mental Illness

State Supp. - Supplementation for needy persons who are aged, blind or have a disability (KRS 205.245)

## 2025 KENTUCKY ANNUAL LONG TERM CARE UTILIZATION AND SERVICE REPORT

### Table 2EE - Personal Care Bed Census by Gender and Ages 65 and Older

#### Patients With SMI Receiving State Supplementation

CMHC Region / County / Facility	65-84				85 and Older			
	Male SMI State Supp. Census	Male SMI State Supp. Inpatient Days	Female SMI State Supp. Census	Female SMI State Supp. Inpatient Days	Male SMI State Supp. Census	Male SMI State Supp. Inpatient Days	Female SMI State Supp. Census	Female SMI State Supp. Inpatient Days
<b>Cumberland River</b>								
<b>BELL</b>								
Generations Center of Middlesboro	19	6935	18	6570	1	365	1	365
<b>BELL County Total:</b>	<b>19</b>	<b>6,935</b>	<b>18</b>	<b>6,570</b>	<b>1</b>	<b>365</b>	<b>1</b>	<b>365</b>
<b>HARLAN</b>								
The Laurels	14	5110	23	8395	1	365	2	730
<b>HARLAN County Total:</b>	<b>14</b>	<b>5,110</b>	<b>23</b>	<b>8,395</b>	<b>1</b>	<b>365</b>	<b>2</b>	<b>730</b>
<b>KNOX</b>								
Christian Health Center - Corbin	0	0	0	0	0	0	0	0
<b>KNOX County Total:</b>	<b>0</b>	<b>0</b>	<b>0</b>	<b>0</b>	<b>0</b>	<b>0</b>	<b>0</b>	<b>0</b>
<b>Cumberland River CMHC Total:</b>	<b>33</b>	<b>12,045</b>	<b>41</b>	<b>14,965</b>	<b>2</b>	<b>730</b>	<b>3</b>	<b>1,095</b>
<b>Four Rivers</b>								
<b>CARLISLE</b>								
Countryside Center	0	0	0	0	0	0	0	0
<b>CARLISLE County Total:</b>	<b>0</b>	<b>0</b>	<b>0</b>	<b>0</b>	<b>0</b>	<b>0</b>	<b>0</b>	<b>0</b>
<b>GRAVES</b>								
Fern Terrace of Mayfield	8	2880	7	2520	0	0	0	0
<b>GRAVES County Total:</b>	<b>8</b>	<b>2,880</b>	<b>7</b>	<b>2,520</b>	<b>0</b>	<b>0</b>	<b>0</b>	<b>0</b>

CMHC - Community Mental Health Center

SMI - Serious Mental Illness

State Supp. - Supplementation for needy persons who are aged, blind or have a disability (KRS 205.245)

## 2025 KENTUCKY ANNUAL LONG TERM CARE UTILIZATION AND SERVICE REPORT

### Table 2EE - Personal Care Bed Census by Gender and Ages 65 and Older

#### Patients With SMI Receiving State Supplementation

CMHC Region / County / Facility	65-84				85 and Older			
	Male SMI State Supp. Census	Male SMI State Supp. Inpatient Days	Female SMI State Supp. Census	Female SMI State Supp. Inpatient Days	Male SMI State Supp. Census	Male SMI State Supp. Inpatient Days	Female SMI State Supp. Census	Female SMI State Supp. Inpatient Days
<b>HICKMAN</b>								
Clinton Hickman County Nursing Facility	0	0	0	0	0	0	0	0
Clinton Place	1	365	0	0	1	365	0	0
<b>HICKMAN County Total:</b>	<b>1</b>	<b>365</b>	<b>0</b>	<b>0</b>	<b>1</b>	<b>365</b>	<b>0</b>	<b>0</b>
<b>Four Rivers CMHC Total:</b>	<b>9</b>	<b>3,245</b>	<b>7</b>	<b>2,520</b>	<b>1</b>	<b>365</b>	<b>0</b>	<b>0</b>
<b>Kentucky River</b>								
<b>KNOTT</b>								
Golden Years Rest Home	1	365	4	365	0	0	0	0
<b>KNOTT County Total:</b>	<b>1</b>	<b>365</b>	<b>4</b>	<b>365</b>	<b>0</b>	<b>0</b>	<b>0</b>	<b>0</b>
<b>Kentucky River CMHC Total:</b>	<b>1</b>	<b>365</b>	<b>4</b>	<b>365</b>	<b>0</b>	<b>0</b>	<b>0</b>	<b>0</b>
<b>LifeSkills</b>								
<b>ALLEN</b>								
Cornerstone Manor	8	2920	3	1095	0	0	0	0
Scottsville Manor	6	1659	6	734	0	0	0	0
<b>ALLEN County Total:</b>	<b>14</b>	<b>4,579</b>	<b>9</b>	<b>1,829</b>	<b>0</b>	<b>0</b>	<b>0</b>	<b>0</b>
<b>BARREN</b>								
NHC HealthCare, Glasgow	0	0	0	0	0	0	0	0
<b>BARREN County Total:</b>	<b>0</b>	<b>0</b>	<b>0</b>	<b>0</b>	<b>0</b>	<b>0</b>	<b>0</b>	<b>0</b>

CMHC - Community Mental Health Center

SMI - Serious Mental Illness

State Supp. - Supplementation for needy persons who are aged, blind or have a disability (KRS 205.245)

## 2025 KENTUCKY ANNUAL LONG TERM CARE UTILIZATION AND SERVICE REPORT

### Table 2EE - Personal Care Bed Census by Gender and Ages 65 and Older

#### Patients With SMI Receiving State Supplementation

CMHC Region / County / Facility	65-84				85 and Older			
	Male SMI State Supp. Census	Male SMI State Supp. Inpatient Days	Female SMI State Supp. Census	Female SMI State Supp. Inpatient Days	Male SMI State Supp. Census	Male SMI State Supp. Inpatient Days	Female SMI State Supp. Census	Female SMI State Supp. Inpatient Days
<b>METCALFE</b>								
Harpers Home for the Aged	0	0	0	0	0	0	0	0
Metcalfe Health Care Center	1	29	4	939	0	0	1	365
<b>METCALFE County Total:</b>	<b>1</b>	<b>29</b>	<b>4</b>	<b>939</b>	<b>0</b>	<b>0</b>	<b>1</b>	<b>365</b>
<b>WARREN</b>								
Christian Health Center of Bowling Green	0	0	0	0	0	0	0	0
<b>WARREN County Total:</b>	<b>0</b>	<b>0</b>	<b>0</b>	<b>0</b>	<b>0</b>	<b>0</b>	<b>0</b>	<b>0</b>
<b>LifeSkills CMHC Total:</b>	<b>15</b>	<b>4,608</b>	<b>13</b>	<b>2,768</b>	<b>0</b>	<b>0</b>	<b>1</b>	<b>365</b>
<b>Mountain</b>								
<b>MAGOFFIN</b>								
Salyersville Nursing and Rehabilitation Center	0	0	0	0	0	0	0	0
<b>MAGOFFIN County Total:</b>	<b>0</b>	<b>0</b>	<b>0</b>	<b>0</b>	<b>0</b>	<b>0</b>	<b>0</b>	<b>0</b>
<b>PIKE</b>								
Good Shepherd Community Nursing Center	0	0	0	0	0	0	0	0
<b>PIKE County Total:</b>	<b>0</b>	<b>0</b>	<b>0</b>	<b>0</b>	<b>0</b>	<b>0</b>	<b>0</b>	<b>0</b>
<b>Mountain CMHC Total:</b>	<b>0</b>	<b>0</b>	<b>0</b>	<b>0</b>	<b>0</b>	<b>0</b>	<b>0</b>	<b>0</b>

CMHC - Community Mental Health Center

SMI - Serious Mental Illness

State Supp. - Supplementation for needy persons who are aged, blind or have a disability (KRS 205.245)

## 2025 KENTUCKY ANNUAL LONG TERM CARE UTILIZATION AND SERVICE REPORT

### Table 2EE - Personal Care Bed Census by Gender and Ages 65 and Older

#### Patients With SMI Receiving State Supplementation

CMHC Region / County / Facility	65-84				85 and Older			
	Male SMI State Supp. Census	Male SMI State Supp. Inpatient Days	Female SMI State Supp. Census	Female SMI State Supp. Inpatient Days	Male SMI State Supp. Census	Male SMI State Supp. Inpatient Days	Female SMI State Supp. Census	Female SMI State Supp. Inpatient Days
NorthKey								
CAMPBELL								
Carmel Manor	4	5	1	2	0	0	0	0
<b>CAMPBELL County Total:</b>	<b>4</b>	<b>5</b>	<b>1</b>	<b>2</b>	<b>0</b>	<b>0</b>	<b>0</b>	<b>0</b>
CARROLL								
Carrollton Manor	8	2920	3	1095	0	0	0	0
Valley Haven Rest Home	20	7300	0	0	0	0	0	0
<b>CARROLL County Total:</b>	<b>28</b>	<b>10,220</b>	<b>3</b>	<b>1,095</b>	<b>0</b>	<b>0</b>	<b>0</b>	<b>0</b>
KENTON								
Ivy Knoll	0	0	0	0	0	0	0	0
Regency Manor	0	0	0	0	0	0	0	0
Regency Manor North	0	0	0	0	0	0	0	0
<b>KENTON County Total:</b>	<b>0</b>	<b>0</b>	<b>0</b>	<b>0</b>	<b>0</b>	<b>0</b>	<b>0</b>	<b>0</b>
PENDLETON								
Falmouth Personal Care Home	1	365	1	365	0	0	0	0
The Front Gate	1	365	1	365	0	0	0	0
<b>PENDLETON County Total:</b>	<b>2</b>	<b>730</b>	<b>2</b>	<b>730</b>	<b>0</b>	<b>0</b>	<b>0</b>	<b>0</b>
<b>NorthKey CMHC Total:</b>	<b>34</b>	<b>10,955</b>	<b>6</b>	<b>1,827</b>	<b>0</b>	<b>0</b>	<b>0</b>	<b>0</b>

CMHC - Community Mental Health Center

SMI - Serious Mental Illness

State Supp. - Supplementation for needy persons who are aged, blind or have a disability (KRS 205.245)

## 2025 KENTUCKY ANNUAL LONG TERM CARE UTILIZATION AND SERVICE REPORT

### Table 2EE - Personal Care Bed Census by Gender and Ages 65 and Older

#### Patients With SMI Receiving State Supplementation

CMHC Region / County / Facility	65-84				85 and Older			
	Male SMI State Supp. Census	Male SMI State Supp. Inpatient Days	Female SMI State Supp. Census	Female SMI State Supp. Inpatient Days	Male SMI State Supp. Census	Male SMI State Supp. Inpatient Days	Female SMI State Supp. Census	Female SMI State Supp. Inpatient Days
<b>Pathways</b>								
<b>BOYD</b>								
Genesis Health of Ashland	5	1825	5	1825	0	0	0	0
Genesis II Health	5	1825	4	1460	2	730	0	0
Kings Daughters and Sons Home	0	0	0	0	0	0	0	0
<b>BOYD County Total:</b>	<b>10</b>	<b>3,650</b>	<b>9</b>	<b>3,285</b>	<b>2</b>	<b>730</b>	<b>0</b>	<b>0</b>
<b>GREENUP</b>								
Frasures Personal Care Home	7	1368	7	1681	1	365	0	0
Trinity Station Retirement Community	0	0	0	0	0	0	0	0
<b>GREENUP County Total:</b>	<b>7</b>	<b>1,368</b>	<b>7</b>	<b>1,681</b>	<b>1</b>	<b>365</b>	<b>0</b>	<b>0</b>
<b>MENIFEE</b>								
Meniffee Meadows Nursing and Rehab LLC	0	0	0	0	0	0	0	0
<b>MENIFEE County Total:</b>	<b>0</b>	<b>0</b>	<b>0</b>	<b>0</b>	<b>0</b>	<b>0</b>	<b>0</b>	<b>0</b>
<b>MONTGOMERY</b>								
Mt. Sterling Personal Care, LLC	0	0	0	0	0	0	0	0
<b>MONTGOMERY County Total:</b>	<b>0</b>	<b>0</b>	<b>0</b>	<b>0</b>	<b>0</b>	<b>0</b>	<b>0</b>	<b>0</b>
<b>Pathways CMHC Total:</b>	<b>17</b>	<b>5,018</b>	<b>16</b>	<b>4,966</b>	<b>3</b>	<b>1,095</b>	<b>0</b>	<b>0</b>

CMHC - Community Mental Health Center

SMI - Serious Mental Illness

State Supp. - Supplementation for needy persons who are aged, blind or have a disability (KRS 205.245)

**2025 KENTUCKY ANNUAL LONG TERM CARE UTILIZATION AND SERVICE REPORT**

**Table 2EE - Personal Care Bed Census by Gender and Ages 65 and Older**

**Patients With SMI Receiving State Supplementation**

CMHC Region / County / Facility	65-84				85 and Older			
	Male SMI State Supp. Census	Male SMI State Supp. Inpatient Days	Female SMI State Supp. Census	Female SMI State Supp. Inpatient Days	Male SMI State Supp. Census	Male SMI State Supp. Inpatient Days	Female SMI State Supp. Census	Female SMI State Supp. Inpatient Days
Pennyroyal								
CALDWELL								
Highland Homes I LLC	13	4745	3	1095	0	0	0	0
<b>CALDWELL County Total:</b>	<b>13</b>	<b>4,745</b>	<b>3</b>	<b>1,095</b>	<b>0</b>	<b>0</b>	<b>0</b>	<b>0</b>
CHRISTIAN								
Christian County Manor I LLC	0	0	0	0	0	0	0	0
Christian Health Center, Hopkinsville	0	0	0	0	0	0	0	0
Pennyrile I LLC	0	0	0	0	0	0	0	0
<b>CHRISTIAN County Total:</b>	<b>0</b>	<b>0</b>	<b>0</b>	<b>0</b>	<b>0</b>	<b>0</b>	<b>0</b>	<b>0</b>
CRITTENDEN								
Crittenden County Health and Rehabilitation Center	0	0	0	0	0	0	0	0
<b>CRITTENDEN County Total:</b>	<b>0</b>	<b>0</b>	<b>0</b>	<b>0</b>	<b>0</b>	<b>0</b>	<b>0</b>	<b>0</b>
HOPKINS								
Madisonville Rest Home I LLC	3	365	0	0	0	0	0	0
The Homestead	11	2759	3	752	5	1254	4	1003
<b>HOPKINS County Total:</b>	<b>14</b>	<b>3,124</b>	<b>3</b>	<b>752</b>	<b>5</b>	<b>1,254</b>	<b>4</b>	<b>1,003</b>
MUHLENBERG								
Greenville Nursing and Rehabilitation	0	0	0	0	0	0	0	0

CMHC - Community Mental Health Center

SMI - Serious Mental Illness

State Supp. - Supplementation for needy persons who are aged, blind or have a disability (KRS 205.245)

## 2025 KENTUCKY ANNUAL LONG TERM CARE UTILIZATION AND SERVICE REPORT

### Table 2EE - Personal Care Bed Census by Gender and Ages 65 and Older

#### Patients With SMI Receiving State Supplementation

CMHC Region / County / Facility	65-84				85 and Older			
	Male SMI State Supp. Census	Male SMI State Supp. Inpatient Days	Female SMI State Supp. Census	Female SMI State Supp. Inpatient Days	Male SMI State Supp. Census	Male SMI State Supp. Inpatient Days	Female SMI State Supp. Census	Female SMI State Supp. Inpatient Days
Sparks Nursing Center	6	2190	7	2555	1	365	0	0
<b>MUHLENBERG County Total:</b>	<b>6</b>	<b>2,190</b>	<b>7</b>	<b>2,555</b>	<b>1</b>	<b>365</b>	<b>0</b>	<b>0</b>
TRIGG								
Better Senior Living I, LLC	11	4015	6	2190	0	0	0	0
<b>TRIGG County Total:</b>	<b>11</b>	<b>4,015</b>	<b>6</b>	<b>2,190</b>	<b>0</b>	<b>0</b>	<b>0</b>	<b>0</b>
<b>Pennyroyal CMHC Total:</b>	<b>44</b>	<b>14,074</b>	<b>19</b>	<b>6,592</b>	<b>6</b>	<b>1,619</b>	<b>4</b>	<b>1,003</b>
River Valley								
DAVIESS								
Carmel Home	0	0	0	0	0	0	0	0
Chautauqua Health and Rehab	3	1095	3	1095	1	365	0	0
Davco Rest Home	15	4895	7	2253	0	0	0	0
Fern Terrace of Owensboro, LLC	6	1676	16	4725	0	0	0	0
<b>DAVIESS County Total:</b>	<b>24</b>	<b>7,666</b>	<b>26</b>	<b>8,073</b>	<b>1</b>	<b>365</b>	<b>0</b>	<b>0</b>
HANCOCK								
Lewisport Rest Home I LLC	4	1460	0	0	0	0	0	0
<b>HANCOCK County Total:</b>	<b>4</b>	<b>1,460</b>	<b>0</b>	<b>0</b>	<b>0</b>	<b>0</b>	<b>0</b>	<b>0</b>

CMHC - Community Mental Health Center

SMI - Serious Mental Illness

State Supp. - Supplementation for needy persons who are aged, blind or have a disability (KRS 205.245)

## 2025 KENTUCKY ANNUAL LONG TERM CARE UTILIZATION AND SERVICE REPORT

### Table 2EE - Personal Care Bed Census by Gender and Ages 65 and Older

#### Patients With SMI Receiving State Supplementation

CMHC Region / County / Facility	65-84				85 and Older			
	Male SMI State Supp. Census	Male SMI State Supp. Inpatient Days	Female SMI State Supp. Census	Female SMI State Supp. Inpatient Days	Male SMI State Supp. Census	Male SMI State Supp. Inpatient Days	Female SMI State Supp. Census	Female SMI State Supp. Inpatient Days
<b>HENDERSON</b>								
Henderson Manor	5	1825	0	0	0	0	0	0
<b>HENDERSON County Total:</b>	<b>5</b>	<b>1,825</b>	<b>0</b>	<b>0</b>	<b>0</b>	<b>0</b>	<b>0</b>	<b>0</b>
<b>OHIO</b>								
Beaver Dam Nursing and Rehab Center	2	730	1	40	1	36	0	0
<b>OHIO County Total:</b>	<b>2</b>	<b>730</b>	<b>1</b>	<b>40</b>	<b>1</b>	<b>36</b>	<b>0</b>	<b>0</b>
<b>River Valley CMHC Total:</b>	<b>35</b>	<b>11,681</b>	<b>27</b>	<b>8,113</b>	<b>2</b>	<b>401</b>	<b>0</b>	<b>0</b>
<b>Seven Counties</b>								
<b>BULLITT</b>								
Colonial House of Shepherdsville	5	1825	6	2190	0	0	0	0
<b>BULLITT County Total:</b>	<b>5</b>	<b>1,825</b>	<b>6</b>	<b>2,190</b>	<b>0</b>	<b>0</b>	<b>0</b>	<b>0</b>
<b>JEFFERSON</b>								
Barton House of Louisville 1	0	0	0	0	0	0	0	0
Crescent Grove Memory and Personal Care Community and Sam Swope Center	0	0	1	365	0	0	0	0
Eastern Star Home in KY	0	0	0	0	0	0	0	0
Glen Ridge Health Campus	0	0	0	0	0	0	0	0

CMHC - Community Mental Health Center

SMI - Serious Mental Illness

State Supp. - Supplementation for needy persons who are aged, blind or have a disability (KRS 205.245)

## 2025 KENTUCKY ANNUAL LONG TERM CARE UTILIZATION AND SERVICE REPORT

### Table 2EE - Personal Care Bed Census by Gender and Ages 65 and Older

#### Patients With SMI Receiving State Supplementation

CMHC Region / County / Facility	65-84				85 and Older			
	Male SMI State Supp. Census	Male SMI State Supp. Inpatient Days	Female SMI State Supp. Census	Female SMI State Supp. Inpatient Days	Male SMI State Supp. Census	Male SMI State Supp. Inpatient Days	Female SMI State Supp. Census	Female SMI State Supp. Inpatient Days
Hallmark House Louisville II	0	0	0	0	0	0	0	0
Little Sisters of the Poor	0	0	0	0	0	0	0	0
Louisville Protestant Altenheim	0	0	0	0	0	0	0	0
Nazareth Home	0	0	0	0	0	0	0	0
Nazareth Home Clifton	0	0	0	0	0	0	0	0
The Pinnacle of Louisville	0	0	0	0	0	0	0	0
The Springs at Stony Brook	0	0	0	0	0	0	0	0
Treyton Oaks Towers	0	0	0	0	0	0	0	0
Wesley Manor	0	0	0	0	0	0	0	0
<b>JEFFERSON County Total:</b>	<b>0</b>	<b>0</b>	<b>1</b>	<b>365</b>	<b>0</b>	<b>0</b>	<b>0</b>	<b>0</b>
SHELBY								
Colonial Manor	2	365	0	0	0	0	0	0
Maple Grove Senior Living LLC	0	0	0	0	0	0	0	0
<b>SHELBY County Total:</b>	<b>2</b>	<b>365</b>	<b>0</b>	<b>0</b>	<b>0</b>	<b>0</b>	<b>0</b>	<b>0</b>
<b>Seven Counties CMHC Total:</b>	<b>7</b>	<b>2,190</b>	<b>7</b>	<b>2,555</b>	<b>0</b>	<b>0</b>	<b>0</b>	<b>0</b>
<b>State Total</b>	<b>221</b>	<b>73,171</b>	<b>171</b>	<b>55,020</b>	<b>15</b>	<b>4,526</b>	<b>8</b>	<b>2,463</b>

CMHC - Community Mental Health Center

SMI - Serious Mental Illness

State Supp. - Supplementation for needy persons who are aged, blind or have a disability (KRS 205.245)

## 2025 ANNUAL KENTUCKY LONG TERM CARE UTILIZATION AND SERVICE REPORT

### Table 3 - Census Data- Nursing Home (CCRC) Beds

ADD / Facility	Licensed Beds	Beds In Operation	Beginning Census	Admissions	Discharges	Deaths	Ending Census	Total Patient Days	Occupancy Percentage	Potential Patient Days
<b>ADD:2</b>										
CHRISTIAN										
Christian Health Center, Hopkinsville	2	2	2	0	0	1	1	661	90.55%	730
<b>CHRISTIAN County Total:</b>	<b>2</b>	<b>2</b>	<b>2</b>	<b>0</b>	<b>0</b>	<b>1</b>	<b>1</b>	<b>661</b>	<b>90.55%</b>	<b>730</b>
LYON										
Rivers Bend Retirement Community	1	1	6	3	8	0	1	294	80.55%	365
<b>LYON County Total:</b>	<b>1</b>	<b>1</b>	<b>6</b>	<b>3</b>	<b>8</b>	<b>0</b>	<b>1</b>	<b>294</b>	<b>80.55%</b>	<b>365</b>
<b>ADD: 2 Total</b>	<b>3</b>	<b>3</b>	<b>8</b>	<b>3</b>	<b>8</b>	<b>1</b>	<b>2</b>	<b>955</b>	<b>87.21%</b>	<b>1,095</b>
<b>ADD:3</b>										
UNION										
Breckinridge Place	8	8	8	6	3	3	8	2,851	97.64%	2,920
<b>UNION County Total:</b>	<b>8</b>	<b>8</b>	<b>8</b>	<b>6</b>	<b>3</b>	<b>3</b>	<b>8</b>	<b>2,851</b>	<b>97.64%</b>	<b>2,920</b>
<b>ADD: 3 Total</b>	<b>8</b>	<b>8</b>	<b>8</b>	<b>6</b>	<b>3</b>	<b>3</b>	<b>8</b>	<b>2,851</b>	<b>97.64%</b>	<b>2,920</b>
<b>ADD:4</b>										
WARREN										
Christian Health Center of Bowling Green	23	23	20	28	9	18	21	6,935	82.61%	8,395
<b>WARREN County Total:</b>	<b>23</b>	<b>23</b>	<b>20</b>	<b>28</b>	<b>9</b>	<b>18</b>	<b>21</b>	<b>6,935</b>	<b>82.61%</b>	<b>8,395</b>
<b>ADD: 4 Total</b>	<b>23</b>	<b>23</b>	<b>20</b>	<b>28</b>	<b>9</b>	<b>18</b>	<b>21</b>	<b>6,935</b>	<b>82.61%</b>	<b>8,395</b>

CCRC – Continuing Care Retirement Community

**2025 ANNUAL KENTUCKY LONG TERM CARE UTILIZATION AND SERVICE REPORT**

**Table 3 - Census Data- Nursing Home (CCRC) Beds**

<b>ADD / Facility</b>	<b>Licensed Beds</b>	<b>Beds In Operation</b>	<b>Beginning Census</b>	<b>Admissions</b>	<b>Discharges</b>	<b>Deaths</b>	<b>Ending Census</b>	<b>Total Patient Days</b>	<b>Occupancy Percentage</b>	<b>Potential Patient Days</b>
<b>ADD:5</b>										
<b>MARION</b>										
Village of Lebanon	10	10	4	8	5	0	7	1,859	50.93%	3,650
<b>MARION County Total:</b>	<b>10</b>	<b>10</b>	<b>4</b>	<b>8</b>	<b>5</b>	<b>0</b>	<b>7</b>	<b>1,859</b>	<b>50.93%</b>	<b>3,650</b>
<b>ADD: 5 Total</b>	<b>10</b>	<b>10</b>	<b>4</b>	<b>8</b>	<b>5</b>	<b>0</b>	<b>7</b>	<b>1,859</b>	<b>50.93%</b>	<b>3,650</b>
<b>ADD:6</b>										
<b>JEFFERSON</b>										
Louisville Protestant Altenheim	8	8	4	2	0	2	4	1,460	50.00%	2,920
River Oaks Health and Rehabilitation	4	4	4	4	5	0	3	452	30.96%	1,460
The Springs at Stony Brook	15	15	15	30	16	14	15	5,445	99.45%	5,475
Wesley Manor	10	0	0	0	0	0	0	0	0.00%	3,650
<b>JEFFERSON County Total:</b>	<b>37</b>	<b>27</b>	<b>23</b>	<b>36</b>	<b>21</b>	<b>16</b>	<b>22</b>	<b>7,357</b>	<b>54.48%</b>	<b>13,505</b>
<b>ADD: 6 Total</b>	<b>37</b>	<b>27</b>	<b>23</b>	<b>36</b>	<b>21</b>	<b>16</b>	<b>22</b>	<b>7,357</b>	<b>54.48%</b>	<b>13,505</b>
<b>ADD:7</b>										
<b>KENTON</b>										
Madonna Manor	1	1	1	0	0	0	1	365	100.00%	365
<b>KENTON County Total:</b>	<b>1</b>	<b>1</b>	<b>1</b>	<b>0</b>	<b>0</b>	<b>0</b>	<b>1</b>	<b>365</b>	<b>100.00%</b>	<b>365</b>
<b>ADD: 7 Total</b>	<b>1</b>	<b>1</b>	<b>1</b>	<b>0</b>	<b>0</b>	<b>0</b>	<b>1</b>	<b>365</b>	<b>100.00%</b>	<b>365</b>
<b>ADD:10</b>										
<b>GREENUP</b>										
Trinity Station Retirement Community	17	17	6	18	6	7	11	3,652	58.86%	6,205
<b>GREENUP County Total:</b>	<b>17</b>	<b>17</b>	<b>6</b>	<b>18</b>	<b>6</b>	<b>7</b>	<b>11</b>	<b>3,652</b>	<b>58.86%</b>	<b>6,205</b>
<b>ADD: 10 Total</b>	<b>17</b>	<b>17</b>	<b>6</b>	<b>18</b>	<b>6</b>	<b>7</b>	<b>11</b>	<b>3,652</b>	<b>58.86%</b>	<b>6,205</b>

CCRC – Continuing Care Retirement Community

## 2025 ANNUAL KENTUCKY LONG TERM CARE UTILIZATION AND SERVICE REPORT

### Table 3 - Census Data- Nursing Home (CCRC) Beds

ADD / Facility	Licensed Beds	Beds In Operation	Beginning Census	Admissions	Discharges	Deaths	Ending Census	Total Patient Days	Occupancy Percentage	Potential Patient Days
<b>ADD:13</b>										
KNOX										
Christian Health Center - Corbin	4	4	1	2	2	0	1	52	3.56%	1,460
<b>KNOX County Total:</b>	<b>4</b>	<b>4</b>	<b>1</b>	<b>2</b>	<b>2</b>	<b>0</b>	<b>1</b>	<b>52</b>	<b>3.56%</b>	<b>1,460</b>
LAUREL										
Laurel Heights Home for the Elderly	17	17	17	7	4	3	17	6,119	98.61%	6,205
<b>LAUREL County Total:</b>	<b>17</b>	<b>17</b>	<b>17</b>	<b>7</b>	<b>4</b>	<b>3</b>	<b>17</b>	<b>6,119</b>	<b>98.61%</b>	<b>6,205</b>
<b>ADD: 13 Total</b>	<b>21</b>	<b>21</b>	<b>18</b>	<b>9</b>	<b>6</b>	<b>3</b>	<b>18</b>	<b>6,171</b>	<b>80.51%</b>	<b>7,665</b>
<b>ADD:14</b>										
PULASKI										
The Neighborhood Nursing Facility	12	12	12	6	2	5	11	4,267	97.42%	4,380
<b>PULASKI County Total:</b>	<b>12</b>	<b>12</b>	<b>12</b>	<b>6</b>	<b>2</b>	<b>5</b>	<b>11</b>	<b>4,267</b>	<b>97.42%</b>	<b>4,380</b>
<b>ADD: 14 Total</b>	<b>12</b>	<b>12</b>	<b>12</b>	<b>6</b>	<b>2</b>	<b>5</b>	<b>11</b>	<b>4,267</b>	<b>97.42%</b>	<b>4,380</b>
<b>ADD:15</b>										
FAYETTE										
Sayre Christian Village Nursing Home	11	11	12	11	10	2	11	4,015	100.00%	4,015
The Willows at Citation	2	2	2	0	0	0	2	730	100.00%	730
The Willows at Hamburg	10	10	9	51	49	1	10	3,396	93.04%	3,650
<b>FAYETTE County Total:</b>	<b>23</b>	<b>23</b>	<b>23</b>	<b>62</b>	<b>59</b>	<b>3</b>	<b>23</b>	<b>8,141</b>	<b>96.97%</b>	<b>8,395</b>
HARRISON										
Cedar Ridge Health Campus	5	5	4	35	31	3	5	1,643	90.03%	1,825
<b>HARRISON County Total:</b>	<b>5</b>	<b>5</b>	<b>4</b>	<b>35</b>	<b>31</b>	<b>3</b>	<b>5</b>	<b>1,643</b>	<b>90.03%</b>	<b>1,825</b>

CCRC – Continuing Care Retirement Community

**2025 ANNUAL KENTUCKY LONG TERM CARE UTILIZATION AND SERVICE REPORT**

**Table 3 - Census Data- Nursing Home (CCRC) Beds**

<b>ADD / Facility</b>	<b>Licensed Beds</b>	<b>Beds In Operation</b>	<b>Beginning Census</b>	<b>Admissions</b>	<b>Discharges</b>	<b>Deaths</b>	<b>Ending Census</b>	<b>Total Patient Days</b>	<b>Occupancy Percentage</b>	<b>Potential Patient Days</b>
<b>JESSAMINE</b>										
Bridgepointe at Ashgrove Woods	4	4	4	6	1	5	4	1,460	100.00%	1,460
Wesley Village	36	31	27	14	2	16	23	9,855	75.00%	13,140
<b>JESSAMINE County Total:</b>	<b>40</b>	<b>35</b>	<b>31</b>	<b>20</b>	<b>3</b>	<b>21</b>	<b>27</b>	<b>11,315</b>	<b>77.50%</b>	<b>14,600</b>
<b>MADISON</b>										
Telford Terrace	1	1	1	7	6	1	1	255	69.86%	365
<b>MADISON County Total:</b>	<b>1</b>	<b>1</b>	<b>1</b>	<b>7</b>	<b>6</b>	<b>1</b>	<b>1</b>	<b>255</b>	<b>69.86%</b>	<b>365</b>
<b>MERCER</b>										
The Willows at Harrodsburg	9	9	8	29	28	0	9	3,285	100.00%	3,285
<b>MERCER County Total:</b>	<b>9</b>	<b>9</b>	<b>8</b>	<b>29</b>	<b>28</b>	<b>0</b>	<b>9</b>	<b>3,285</b>	<b>100.00%</b>	<b>3,285</b>
<b>WOODFORD</b>										
The Homeplace at Midway	5	5	5	4	4	1	4	1,476	80.88%	1,825
<b>WOODFORD County Total:</b>	<b>5</b>	<b>5</b>	<b>5</b>	<b>4</b>	<b>4</b>	<b>1</b>	<b>4</b>	<b>1,476</b>	<b>80.88%</b>	<b>1,825</b>
<b>ADD: 15 Total</b>	<b>83</b>	<b>78</b>	<b>72</b>	<b>157</b>	<b>131</b>	<b>29</b>	<b>69</b>	<b>26,115</b>	<b>86.20%</b>	<b>30,295</b>
<b>Statewide Total</b>	<b>215</b>	<b>200</b>	<b>172</b>	<b>271</b>	<b>191</b>	<b>82</b>	<b>170</b>	<b>60,527</b>	<b>77.13%</b>	<b>78,475</b>

CCRC – Continuing Care Retirement Community

2025 ANNUAL KENTUCKY LONG TERM CARE UTILIZATION AND SERVICE REPORT

Table 4 - Census Data- Nursing Home (Non-CCRC) Beds

ADD / Facility	Licensed Beds	Beds In Operation	Beginning Census	Admissions	Discharges	Deaths	Ending Census	Total Patient Days	Occupancy Percentage	Potential Patient Days
<b>ADD:3</b>										
<b>DAVISS</b>										
Hermitage Care and Rehabilitation Center	16	16	16	176	174	5	13	4,938	84.55%	5,840
<b>DAVISS County Total:</b>	<b>16</b>	<b>16</b>	<b>16</b>	<b>176</b>	<b>174</b>	<b>5</b>	<b>13</b>	<b>4,938</b>	<b>84.55%</b>	<b>5,840</b>
<b>WEBSTER</b>										
Shemwell Nursing Home	20	20	20	11	0	11	20	7,300	100.00%	7,300
<b>WEBSTER County Total:</b>	<b>20</b>	<b>20</b>	<b>20</b>	<b>11</b>	<b>0</b>	<b>11</b>	<b>20</b>	<b>7,300</b>	<b>100.00%</b>	<b>7,300</b>
<b>ADD: 3 Total</b>	<b>36</b>	<b>36</b>	<b>36</b>	<b>187</b>	<b>174</b>	<b>16</b>	<b>33</b>	<b>12,238</b>	<b>93.14%</b>	<b>13,140</b>
<b>ADD:15</b>										
<b>WOODFORD</b>										
Taylor Manor Nursing Home	40	25	19	19	5	16	17	6,770	46.37%	14,600
<b>WOODFORD County Total:</b>	<b>40</b>	<b>25</b>	<b>19</b>	<b>19</b>	<b>5</b>	<b>16</b>	<b>17</b>	<b>6,770</b>	<b>46.37%</b>	<b>14,600</b>
<b>ADD: 15 Total</b>	<b>40</b>	<b>25</b>	<b>19</b>	<b>19</b>	<b>5</b>	<b>16</b>	<b>17</b>	<b>6,770</b>	<b>46.37%</b>	<b>14,600</b>
<b>Statewide Total</b>	<b>76</b>	<b>61</b>	<b>55</b>	<b>206</b>	<b>179</b>	<b>32</b>	<b>50</b>	<b>19,008</b>	<b>68.52%</b>	<b>27,740</b>

CCRC – Continuing Care Retirement Community

## 2025 ANNUAL KENTUCKY LONG TERM CARE UTILIZATION AND SERVICE REPORT

### Table 5 - Census Data- Intermediate Care Beds

ADD / Facility	Licensed Beds	Beds In Operation	Beginning Census	Admissions	Discharges	Deaths	Ending Census	Total Patient Days	Occupancy Percentage	Potential Patient Days
<b>ADD:3</b>										
WEBSTER										
Shemwell Nursing Home	2	1	0	0	0	0	0	0	0.00%	730
<b>WEBSTER County Total:</b>	<b>2</b>	<b>1</b>	<b>0</b>	<b>0</b>	<b>0</b>	<b>0</b>	<b>0</b>	<b>0</b>	<b>0.00%</b>	<b>730</b>
<b>ADD: 3 Total</b>	<b>2</b>	<b>1</b>	<b>0</b>	<b>0</b>	<b>0</b>	<b>0</b>	<b>0</b>	<b>0</b>	<b>0.00%</b>	<b>730</b>
<b>ADD:4</b>										
WARREN										
Christian Health Center of Bowling Green	2	2	2	0	0	0	2	730	100.00%	730
<b>WARREN County Total:</b>	<b>2</b>	<b>2</b>	<b>2</b>	<b>0</b>	<b>0</b>	<b>0</b>	<b>2</b>	<b>730</b>	<b>100.00%</b>	<b>730</b>
<b>ADD: 4 Total</b>	<b>2</b>	<b>2</b>	<b>2</b>	<b>0</b>	<b>0</b>	<b>0</b>	<b>2</b>	<b>730</b>	<b>100.00%</b>	<b>730</b>
<b>ADD:6</b>										
JEFFERSON										
Eastern Star Home in KY	18	18	9	17	2	9	15	3,128	47.61%	6,570
Louisville Protestant Altenheim	24	24	11	22	7	14	12	4,885	55.76%	8,760
<b>JEFFERSON County Total:</b>	<b>42</b>	<b>42</b>	<b>20</b>	<b>39</b>	<b>9</b>	<b>23</b>	<b>27</b>	<b>8,013</b>	<b>52.27%</b>	<b>15,330</b>
<b>ADD: 6 Total</b>	<b>42</b>	<b>42</b>	<b>20</b>	<b>39</b>	<b>9</b>	<b>23</b>	<b>27</b>	<b>8,013</b>	<b>52.27%</b>	<b>15,330</b>
<b>ADD:15</b>										
HARRISON										
Cedar Ridge Health Campus	2	2	2	0	0	0	2	711	97.40%	730
<b>HARRISON County Total:</b>	<b>2</b>	<b>2</b>	<b>2</b>	<b>0</b>	<b>0</b>	<b>0</b>	<b>2</b>	<b>711</b>	<b>97.40%</b>	<b>730</b>
JESSAMINE										
Wesley Village	2	1	1	0	0	0	1	365	50.00%	730
<b>JESSAMINE County Total:</b>	<b>2</b>	<b>1</b>	<b>1</b>	<b>0</b>	<b>0</b>	<b>0</b>	<b>1</b>	<b>365</b>	<b>50.00%</b>	<b>730</b>
MADISON										
Telford Terrace	2	2	2	4	2	2	2	645	88.36%	730
<b>MADISON County Total:</b>	<b>2</b>	<b>2</b>	<b>2</b>	<b>4</b>	<b>2</b>	<b>2</b>	<b>2</b>	<b>645</b>	<b>88.36%</b>	<b>730</b>
WOODFORD										
Taylor Manor Nursing Home	18	7	5	10	6	4	5	1,352	20.58%	6,570
<b>WOODFORD County Total:</b>	<b>18</b>	<b>7</b>	<b>5</b>	<b>10</b>	<b>6</b>	<b>4</b>	<b>5</b>	<b>1,352</b>	<b>20.58%</b>	<b>6,570</b>
<b>ADD: 15 Total</b>	<b>24</b>	<b>12</b>	<b>10</b>	<b>14</b>	<b>8</b>	<b>6</b>	<b>10</b>	<b>3,073</b>	<b>35.08%</b>	<b>8,760</b>
<b>Statewide Total</b>	<b>70</b>	<b>57</b>	<b>32</b>	<b>53</b>	<b>17</b>	<b>29</b>	<b>39</b>	<b>11,816</b>	<b>46.25%</b>	<b>25,550</b>

## 2025 ANNUAL KENTUCKY LONG TERM CARE UTILIZATION AND SERVICE REPORT

### Table 6 - Census Data - Alzheimer Facility Beds

ADD / Facility	Licensed Beds	Beds In Operation	Beginning Census	Admissions	Discharges	Deaths	Ending Census	Total Patient Days	Occupancy Percentage	Potential Patient Days
<b>ADD:3</b>										
<b>DAVIESS</b>										
Wellington Parc of Owensboro	60	60	46	9	5	12	38	16,492	75.31%	21,900
<b>DAVIESS County Total:</b>	<b>60</b>	<b>60</b>	<b>46</b>	<b>9</b>	<b>5</b>	<b>12</b>	<b>38</b>	<b>16,492</b>	<b>75.31%</b>	<b>21,900</b>
<b>ADD: 3 Total</b>	<b>60</b>	<b>60</b>	<b>46</b>	<b>9</b>	<b>5</b>	<b>12</b>	<b>38</b>	<b>16,492</b>	<b>75.31%</b>	<b>21,900</b>
<b>ADD:4</b>										
<b>WARREN</b>										
Magnolia Village Nursing and Rehabilitation Center	60	60	59	99	63	38	57	21,098	96.34%	21,900
<b>WARREN County Total:</b>	<b>60</b>	<b>60</b>	<b>59</b>	<b>99</b>	<b>63</b>	<b>38</b>	<b>57</b>	<b>21,098</b>	<b>96.34%</b>	<b>21,900</b>
<b>ADD: 4 Total</b>	<b>60</b>	<b>60</b>	<b>59</b>	<b>99</b>	<b>63</b>	<b>38</b>	<b>57</b>	<b>21,098</b>	<b>96.34%</b>	<b>21,900</b>
<b>Statewide Total</b>	<b>120</b>	<b>120</b>	<b>105</b>	<b>108</b>	<b>68</b>	<b>50</b>	<b>95</b>	<b>37,590</b>	<b>85.82%</b>	<b>43,800</b>

## 2025 ANNUAL KENTUCKY LONG TERM CARE UTILIZATION AND SERVICE REPORT

### Table 7 - Census Data- ICF/IID Beds

ADD / Facility	Licensed Beds	Beds In Operation	Beginning Census	Admissions	Discharges	Deaths	Ending Census	Total Patient Days	Occupancy Percentage	Potential Patient Days
<b>ADD:2</b>										
<b>CHRISTIAN</b>										
Outwood ICF/IID	80	80	50	7	2	4	51	17,946	61.46%	29,200
<b>CHRISTIAN County Total:</b>	<b>80</b>	<b>80</b>	<b>50</b>	<b>7</b>	<b>2</b>	<b>4</b>	<b>51</b>	<b>17,946</b>	<b>61.46%</b>	<b>29,200</b>
<b>ADD: 2 Total</b>	<b>80</b>	<b>80</b>	<b>50</b>	<b>7</b>	<b>2</b>	<b>4</b>	<b>51</b>	<b>17,946</b>	<b>61.46%</b>	<b>29,200</b>
<b>ADD:3</b>										
<b>DAVISS</b>										
Wendell Fosters Campus for Dev. Disabilities	64	63	63	5	4	1	63	22,903	98.04%	23,360
<b>DAVISS County Total:</b>	<b>64</b>	<b>63</b>	<b>63</b>	<b>5</b>	<b>4</b>	<b>1</b>	<b>63</b>	<b>22,903</b>	<b>98.04%</b>	<b>23,360</b>
<b>ADD: 3 Total</b>	<b>64</b>	<b>63</b>	<b>63</b>	<b>5</b>	<b>4</b>	<b>1</b>	<b>63</b>	<b>22,903</b>	<b>98.04%</b>	<b>23,360</b>
<b>ADD:6</b>										
<b>BULLITT</b>										
Meadows ICF/IID	8	8	8	0	0	0	8	2,920	100.00%	2,920
<b>BULLITT County Total:</b>	<b>8</b>	<b>8</b>	<b>8</b>	<b>0</b>	<b>0</b>	<b>0</b>	<b>8</b>	<b>2,920</b>	<b>100.00%</b>	<b>2,920</b>
<b>HENRY</b>										
Cedar Lake Lodge Park Place I	8	8	8	0	0	1	7	2,821	96.61%	2,920
Cedar Lake Lodge Park Place II	8	8	8	1	0	1	8	2,858	97.88%	2,920
<b>HENRY County Total:</b>	<b>16</b>	<b>16</b>	<b>16</b>	<b>1</b>	<b>0</b>	<b>2</b>	<b>15</b>	<b>5,679</b>	<b>97.24%</b>	<b>5,840</b>
<b>JEFFERSON</b>										
Bingham Gardens	24	24	20	5	1	0	24	8,454	96.51%	8,760
Del Maria ICF/IID	8	8	8	0	0	0	8	2,920	100.00%	2,920
Hazelwood Center	201	48	46	4	5	5	40	14,913	20.33%	73,365
<b>JEFFERSON County Total:</b>	<b>233</b>	<b>80</b>	<b>74</b>	<b>9</b>	<b>6</b>	<b>5</b>	<b>72</b>	<b>26,287</b>	<b>30.91%</b>	<b>85,045</b>
<b>OLDHAM</b>										
Cedar Lake Lodge	63	63	63	6	0	6	63	22,864	99.43%	22,995
Cedar Lake Lodge Sycamore Run I	4	4	4	1	0	1	4	1,340	91.78%	1,460
Cedar Lake Lodge Sycamore Run II	4	4	4	0	0	0	4	1,433	98.15%	1,460
Windsong ICF/IID	8	8	8	0	0	0	8	2,920	100.00%	2,920
<b>OLDHAM County Total:</b>	<b>79</b>	<b>79</b>	<b>79</b>	<b>7</b>	<b>0</b>	<b>7</b>	<b>79</b>	<b>28,557</b>	<b>99.04%</b>	<b>28,835</b>
<b>ADD: 6 Total</b>	<b>336</b>	<b>183</b>	<b>177</b>	<b>17</b>	<b>6</b>	<b>14</b>	<b>174</b>	<b>63,443</b>	<b>51.73%</b>	<b>122,640</b>

**Table 7 - Census Data- ICF/IID Beds**

<b>ADD / Facility</b>	<b>Licensed Beds</b>	<b>Beds In Operation</b>	<b>Beginning Census</b>	<b>Admissions</b>	<b>Discharges</b>	<b>Deaths</b>	<b>Ending Census</b>	<b>Total Patient Days</b>	<b>Occupancy Percentage</b>	<b>Potential Patient Days</b>
<b>ADD:14</b>										
<b>PULASKI</b>										
Oakwood ICF/IID Unit 1	57	57	55	12	8	5	54	16,375	78.71%	20,805
Oakwood ICF/IID Unit 2	32	32	32	13	14	0	31	11,067	94.75%	11,680
Oakwood ICF/IID Unit 3	32	32	9	21	19	0	11	4,698	40.22%	11,680
Oakwood ICF/IID Unit 4	32	32	21	15	13	0	23	6,737	57.68%	11,680
<b>PULASKI County Total:</b>	<b>153</b>	<b>153</b>	<b>117</b>	<b>61</b>	<b>54</b>	<b>5</b>	<b>119</b>	<b>38,877</b>	<b>69.62%</b>	<b>55,845</b>
<b>ADD: 14 Total</b>	<b>153</b>	<b>153</b>	<b>117</b>	<b>61</b>	<b>54</b>	<b>5</b>	<b>119</b>	<b>38,877</b>	<b>69.62%</b>	<b>55,845</b>
<b>Statewide Total</b>	<b>633</b>	<b>479</b>	<b>407</b>	<b>90</b>	<b>66</b>	<b>24</b>	<b>407</b>	<b>143,169</b>	<b>61.97%</b>	<b>231,045</b>

**2025 ANNUAL KENTUCKY LONG TERM CARE UTILIZATION AND SERVICE REPORT**

**Table 7A - ICF/IID Bed Transition Status by CMHC Region**

CMHC Region / County / Facility	Licensed Beds	Individuals Served (Beginning Census + Admits)	Individuals Ready to Transition		Individuals Transitioned to Less Restrictive Placement		Individuals on Waiting List for Admission to ICF	Percent Transitioned
			Individuals	Resident Days	Individuals	Resident Days		
<b>Adanta</b>								
<b>PULASKI</b>								
Oakwood ICF/IID Unit 1	57	67	17	6205	0	0	0	0.00%
Oakwood ICF/IID Unit 2	32	45	11	4015	0	0	0	0.00%
Oakwood ICF/IID Unit 3	32	30	3	1095	0	0	0	0.00%
Oakwood ICF/IID Unit 4	32	36	4	542	0	0	0	0.00%
<b>PULASKI County Total:</b>	<b>153</b>	<b>178</b>	<b>35</b>	<b>11,857</b>	<b>0</b>	<b>0</b>	<b>0</b>	<b>0.00%</b>
<b>Adanta CMHC Region Total:</b>	<b>153</b>	<b>178</b>	<b>35</b>	<b>11,857</b>	<b>0</b>	<b>0</b>	<b>0</b>	<b>0.00%</b>
<b>Pennyroyal</b>								
<b>CHRISTIAN</b>								
Outwood ICF/IID	80	57	3	763	1	57	0	1.75%
<b>CHRISTIAN County Total:</b>	<b>80</b>	<b>57</b>	<b>3</b>	<b>763</b>	<b>1</b>	<b>57</b>	<b>0</b>	<b>1.75%</b>
<b>Pennyroyal CMHC Region Total:</b>	<b>80</b>	<b>57</b>	<b>3</b>	<b>763</b>	<b>1</b>	<b>57</b>	<b>0</b>	<b>1.75%</b>

CMHC – Community Mental Health Center.  
 Percent Transitioned – Individuals Transitioned divided by Individuals Served (Beginning Census + Admits).  
 ICF/IID - Intermediate Care Facility for Individuals with Intellectual Disability

**2025 ANNUAL KENTUCKY LONG TERM CARE UTILIZATION AND SERVICE REPORT**

**Table 7A - ICF/IID Bed Transition Status by CMHC Region**

CMHC Region / County / Facility	Licensed Beds	Individuals Served (Beginning Census + Admits)	Individuals Ready to Transition		Individuals Transitioned to Less Restrictive Placement		Individuals on Waiting List for Admission to ICF	Percent Transitioned
			Individuals	Resident Days	Individuals	Resident Days		
<b>River Valley</b>								
<b>DAVIESS</b>								
Wendell Fosters Campus for Dev. Disabilities	64	68	0	0	2	465	53	2.94%
<b>DAVIESS County Total:</b>	<b>64</b>	<b>68</b>	<b>0</b>	<b>0</b>	<b>2</b>	<b>465</b>	<b>53</b>	<b>2.94%</b>
<b>River Valley CMHC Region Total:</b>	<b>64</b>	<b>68</b>	<b>0</b>	<b>0</b>	<b>2</b>	<b>465</b>	<b>53</b>	<b>2.94%</b>
<b>Seven Counties</b>								
<b>BULLITT</b>								
Meadows ICF/IID	8	8	7	2555	0	0	0	0.00%
<b>BULLITT County Total:</b>	<b>8</b>	<b>8</b>	<b>7</b>	<b>2,555</b>	<b>0</b>	<b>0</b>	<b>0</b>	<b>0.00%</b>
<b>HENRY</b>								
Cedar Lake Lodge Park Place I	8	8	0	0	0	0	0	0.00%
Cedar Lake Lodge Park Place II	8	9	0	0	0	0	0	0.00%
<b>HENRY County Total:</b>	<b>16</b>	<b>17</b>	<b>0</b>	<b>0</b>	<b>0</b>	<b>0</b>	<b>0</b>	<b>0.00%</b>
<b>JEFFERSON</b>								
Bingham Gardens	24	25	0	0	0	0	0	0.00%
Del Maria ICF/IID	8	8	2	730	0	0	0	0.00%
Hazelwood Center	201	50	33	12045	0	0	0	0.00%
<b>JEFFERSON County Total:</b>	<b>233</b>	<b>83</b>	<b>35</b>	<b>12,775</b>	<b>0</b>	<b>0</b>	<b>0</b>	<b>0.00%</b>

CMHC – Community Mental Health Center.  
 Percent Transitioned – Individuals Transitioned divided by Individuals Served (Beginning Census + Admits).  
 ICF/IID - Intermediate Care Facility for Individuals with Intellectual Disability

**2025 ANNUAL KENTUCKY LONG TERM CARE UTILIZATION AND SERVICE REPORT**

**Table 7A - ICF/IID Bed Transition Status by CMHC Region**

CMHC Region / County / Facility	Licensed Beds	Individuals Served (Beginning Census + Admits)	Individuals Ready to Transition		Individuals Transitioned to Less Restrictive Placement		Individuals on Waiting List for Admission to ICF	Percent Transitioned
			Individuals	Resident Days	Individuals	Resident Days		
<b>OLDHAM</b>								
Cedar Lake Lodge	63	69	0	0	0	0	30	0.00%
Cedar Lake Lodge Sycamore Run I	4	5	0	0	0	0	0	0.00%
Cedar Lake Lodge Sycamore Run II	4	4	0	0	0	0	0	0.00%
Windsong ICF/IID	8	8	3	1095	0	0	0	0.00%
<b>OLDHAM County Total:</b>	<b>79</b>	<b>86</b>	<b>3</b>	<b>1,095</b>	<b>0</b>	<b>0</b>	<b>30</b>	<b>0.00%</b>
<b>Seven Counties CMHC Region Total:</b>	<b>336</b>	<b>194</b>	<b>45</b>	<b>16,425</b>	<b>0</b>	<b>0</b>	<b>30</b>	<b>0.00%</b>
<b>State Total</b>	<b>633</b>	<b>497</b>	<b>83</b>	<b>29,045</b>	<b>3</b>	<b>522</b>	<b>83</b>	<b>0.60%</b>

CMHC – Community Mental Health Center.  
 Percent Transitioned – Individuals Transitioned divided by Individuals Served (Beginning Census + Admits).  
 ICF/IID - Intermediate Care Facility for Individuals with Intellectual Disability

## 2025 ANNUAL KENTUCKY LONG TERM CARE UTILIZATION AND SERVICE REPORT

### Table 7B - ICF/IID Bed, Reasons Individuals Not Transitioned by CMHC Region

CMHC Region / County / Facility	Family / Guardian Objection	Waiver Slots Unavailable	Required Services Unavailable	Willing Provider Unavailable	Other Reason Not Transitioned	Totals
<b>Adanta</b>						
<b>ADAIR</b>						
Signature Healthcare at Summit Manor Rehab	0	0	0	0	0	0
<b>ADAIR County Total:</b>	<b>0</b>	<b>0</b>	<b>0</b>	<b>0</b>	<b>0</b>	<b>0</b>
<b>CASEY</b>						
Liberty Care and Rehabilitation Center	0	0	0	0	0	0
<b>CASEY County Total:</b>	<b>0</b>	<b>0</b>	<b>0</b>	<b>0</b>	<b>0</b>	<b>0</b>
<b>CUMBERLAND</b>						
Cumberland Valley Nursing and Rehabilitation Center	0	0	0	0	0	0
<b>CUMBERLAND County Total:</b>	<b>0</b>	<b>0</b>	<b>0</b>	<b>0</b>	<b>0</b>	<b>0</b>
<b>GREEN</b>						
Green River Trails	0	0	0	0	0	0
McDowell Skilled Nursing Facility	0	0	0	0	0	0
<b>GREEN County Total:</b>	<b>0</b>	<b>0</b>	<b>0</b>	<b>0</b>	<b>0</b>	<b>0</b>
<b>MCCREARY</b>						
Cumberland Manor Rest Home I LLC	0	0	0	0	0	0
Signature Healthcare of McCreary County Rehab	0	0	0	0	0	0
<b>MCCREARY County Total:</b>	<b>0</b>	<b>0</b>	<b>0</b>	<b>0</b>	<b>0</b>	<b>0</b>

## 2025 ANNUAL KENTUCKY LONG TERM CARE UTILIZATION AND SERVICE REPORT

### Table 7B - ICF/IID Bed, Reasons Individuals Not Transitioned by CMHC Region

CMHC Region / County / Facility	Family / Guardian Objection	Waiver Slots Unavailable	Required Services Unavailable	Willing Provider Unavailable	Other Reason Not Transitioned	Totals
<b>PULASKI</b>						
Cumberland Nursing and Rehabilitation Center	0	0	0	0	0	0
Lake Cumberland Regional Hospital SCU	0	0	0	0	0	0
Oakwood ICF/IID Unit 1	8	0	0	6	3	17
Oakwood ICF/IID Unit 2	1	0	5	4	1	11
Oakwood ICF/IID Unit 3	1	0	0	1	1	3
Oakwood ICF/IID Unit 4	0	0	1	3	0	4
Somerset Nursing and Rehabilitation Facility	0	0	0	0	0	0
The Neighborhood Nursing Facility	0	0	0	0	0	0
<b>PULASKI County Total:</b>	<b>10</b>	<b>0</b>	<b>6</b>	<b>14</b>	<b>5</b>	<b>35</b>
<b>RUSSELL</b>						
Fair Oaks Health Systems	0	0	0	0	0	0
<b>RUSSELL County Total:</b>	<b>0</b>	<b>0</b>	<b>0</b>	<b>0</b>	<b>0</b>	<b>0</b>
<b>TAYLOR</b>						
Bluegrass Way	0	0	0	0	0	0
Campbellsville Nursing and Rehabilitation	0	0	0	0	0	0
Grandview Nursing and Rehabilitation Facility	0	0	0	0	0	0
<b>TAYLOR County Total:</b>	<b>0</b>	<b>0</b>	<b>0</b>	<b>0</b>	<b>0</b>	<b>0</b>

CMHC – Community Mental Health Center  
 ICF/IID - Intermediate Care Facility for Individuals with Intellectual Disability

## 2025 ANNUAL KENTUCKY LONG TERM CARE UTILIZATION AND SERVICE REPORT

Table 7B - ICF/IID Bed, Reasons Individuals Not Transitioned by CMHC Region

CMHC Region / County / Facility	Family / Guardian Objection	Waiver Slots Unavailable	Required Services Unavailable	Willing Provider Unavailable	Other Reason Not Transitioned	Totals
<b>WAYNE</b>						
Dishman Personal Care Home	0	0	0	0	0	0
Mountain Ridge Health and Rehabilitation	0	0	0	0	0	0
<b>WAYNE County Total:</b>	<b>0</b>	<b>0</b>	<b>0</b>	<b>0</b>	<b>0</b>	<b>0</b>
<b>Adanta CMHC Total:</b>	<b>10</b>	<b>0</b>	<b>6</b>	<b>14</b>	<b>5</b>	<b>35</b>
<b>Bluegrass</b>						
<b>ANDERSON</b>						
Signature Healthcare at Heritage Hall Rehab	0	0	0	0	0	0
<b>ANDERSON County Total:</b>	<b>0</b>	<b>0</b>	<b>0</b>	<b>0</b>	<b>0</b>	<b>0</b>
<b>BOURBON</b>						
Bourbon Heights	0	0	0	0	0	0
<b>BOURBON County Total:</b>	<b>0</b>	<b>0</b>	<b>0</b>	<b>0</b>	<b>0</b>	<b>0</b>
<b>BOYLE</b>						
Danville Center for Health	0	0	0	0	0	0
Henson Park Health and Rehabilitation	0	0	0	0	0	0
<b>BOYLE County Total:</b>	<b>0</b>	<b>0</b>	<b>0</b>	<b>0</b>	<b>0</b>	<b>0</b>
<b>CLARK</b>						
Fountain Circle Care and Rehab Center	0	0	0	0	0	0
<b>CLARK County Total:</b>	<b>0</b>	<b>0</b>	<b>0</b>	<b>0</b>	<b>0</b>	<b>0</b>

CMHC – Community Mental Health Center  
 ICF/IID - Intermediate Care Facility for Individuals with Intellectual Disability

## 2025 ANNUAL KENTUCKY LONG TERM CARE UTILIZATION AND SERVICE REPORT

Table 7B - ICF/IID Bed, Reasons Individuals Not Transitioned by CMHC Region

CMHC Region / County / Facility	Family / Guardian Objection	Waiver Slots Unavailable	Required Services Unavailable	Willing Provider Unavailable	Other Reason Not Transitioned	Totals
ESTILL						
Irvine Nursing and Rehabilitation	0	0	0	0	0	0
<b>ESTILL County Total:</b>	<b>0</b>	<b>0</b>	<b>0</b>	<b>0</b>	<b>0</b>	<b>0</b>
FAYETTE						
Bluegrass Care and Rehabilitation Center	0	0	0	0	0	0
Cambridge Nursing and Rehabilitation Center	0	0	0	0	0	0
Cardinal Hill Rehab Unit	0	0	0	0	0	0
Central Ky Recovery Center Unit 1	0	0	0	0	0	0
Central KY Recovery Center Unit 2	0	0	0	0	0	0
Hartland Park Health and Rehabilitation	0	0	0	0	0	0
Homestead Post Acute	0	0	0	0	0	0
Lexington Premier Nursing and Rehab, LLC	0	0	0	0	0	0
Mayfair Manor	0	0	0	0	0	0
Richmond Place Senior Living	0	0	0	0	0	0
Sayre Christian Village Nursing Home	0	0	0	0	0	0
The Willows at Citation	0	0	0	0	0	0
The Willows at Fritz Farm	0	0	0	0	0	0

CMHC – Community Mental Health Center  
 ICF/IID - Intermediate Care Facility for Individuals with Intellectual Disability

**2025 ANNUAL KENTUCKY LONG TERM CARE UTILIZATION AND SERVICE REPORT**

**Table 7B - ICF/IID Bed, Reasons Individuals Not Transitioned by CMHC Region**

<b>CMHC Region / County / Facility</b>	<b>Family / Guardian Objection</b>	<b>Waiver Slots Unavailable</b>	<b>Required Services Unavailable</b>	<b>Willing Provider Unavailable</b>	<b>Other Reason Not Transitioned</b>	<b>Totals</b>
The Willows at Hamburg	0	0	0	0	0	0
<b>FAYETTE County Total:</b>	<b>0</b>	<b>0</b>	<b>0</b>	<b>0</b>	<b>0</b>	<b>0</b>
<b>FRANKLIN</b>						
Bradford Square Center	0	0	0	0	0	0
Frankfort Trails	0	0	0	0	0	0
<b>FRANKLIN County Total:</b>	<b>0</b>	<b>0</b>	<b>0</b>	<b>0</b>	<b>0</b>	<b>0</b>
<b>GARRARD</b>						
Landmark of Lancaster Rehabilitation and Nursing	0	0	0	0	0	0
<b>GARRARD County Total:</b>	<b>0</b>	<b>0</b>	<b>0</b>	<b>0</b>	<b>0</b>	<b>0</b>
<b>HARRISON</b>						
Cedar Ridge Health Campus	0	0	0	0	0	0
Edgemont Healthcare	0	0	0	0	0	0
Harrison Nursing and Rehabilitation Center	0	0	0	0	0	0
Parkside Manor	0	0	0	0	0	0
Shady Lawn	2	0	0	0	0	2
<b>HARRISON County Total:</b>	<b>2</b>	<b>0</b>	<b>0</b>	<b>0</b>	<b>0</b>	<b>2</b>
<b>JESSAMINE</b>						
Bridgepointe at Ashgrove Woods	0	0	0	0	0	0
Nicholasville Nursing and Rehabilitation	0	0	0	0	0	0

CMHC – Community Mental Health Center  
 ICF/IID - Intermediate Care Facility for Individuals with Intellectual Disability

## 2025 ANNUAL KENTUCKY LONG TERM CARE UTILIZATION AND SERVICE REPORT

### Table 7B - ICF/IID Bed, Reasons Individuals Not Transitioned by CMHC Region

CMHC Region / County / Facility	Family / Guardian Objection	Waiver Slots Unavailable	Required Services Unavailable	Willing Provider Unavailable	Other Reason Not Transitioned	Totals
Rose Terrace, LLC	0	0	0	0	0	0
Thomson Hood Veterans Center	0	0	0	0	0	0
Wesley Village	0	0	0	0	0	0
<b>JESSAMINE County Total:</b>	<b>0</b>	<b>0</b>	<b>0</b>	<b>0</b>	<b>0</b>	<b>0</b>
<b>LINCOLN</b>						
Stanford Crossing	0	0	0	0	0	0
Waynesburg Manor	0	0	0	0	0	0
<b>LINCOLN County Total:</b>	<b>0</b>	<b>0</b>	<b>0</b>	<b>0</b>	<b>0</b>	<b>0</b>
<b>MADISON</b>						
Berea Health and Rehabilitation	0	0	0	0	0	0
Kenwood Health and Rehabilitation Center	0	0	0	0	0	0
Madison Health and Rehabilitation Center	0	0	0	0	0	0
Telford Terrace	0	0	0	0	0	0
The Terrace Nursing and Rehabilitation	0	0	0	0	0	0
<b>MADISON County Total:</b>	<b>0</b>	<b>0</b>	<b>0</b>	<b>0</b>	<b>0</b>	<b>0</b>
<b>MERCER</b>						
Harrodsburg Health and Rehab Ctr.	0	0	0	0	0	0
The Willows at Harrodsburg	0	0	0	0	0	0
<b>MERCER County Total:</b>	<b>0</b>	<b>0</b>	<b>0</b>	<b>0</b>	<b>0</b>	<b>0</b>

CMHC – Community Mental Health Center  
 ICF/IID - Intermediate Care Facility for Individuals with Intellectual Disability

## 2025 ANNUAL KENTUCKY LONG TERM CARE UTILIZATION AND SERVICE REPORT

Table 7B - ICF/IID Bed, Reasons Individuals Not Transitioned by CMHC Region

CMHC Region / County / Facility	Family / Guardian Objection	Waiver Slots Unavailable	Required Services Unavailable	Willing Provider Unavailable	Other Reason Not Transitioned	Totals
<b>POWELL</b>						
Stanton Nursing and Rehabilitation Center	0	0	0	0	0	0
<b>POWELL County Total:</b>	<b>0</b>	<b>0</b>	<b>0</b>	<b>0</b>	<b>0</b>	<b>0</b>
<b>SCOTT</b>						
Dover Nursing and Rehabilitation	0	0	0	0	0	0
Signature Healthcare of Georgetown	0	0	0	0	0	0
<b>SCOTT County Total:</b>	<b>0</b>	<b>0</b>	<b>0</b>	<b>0</b>	<b>0</b>	<b>0</b>
<b>WOODFORD</b>						
Taylor Manor Nursing Home	0	0	0	0	0	0
The Homeplace at Midway	0	0	0	0	0	0
<b>WOODFORD County Total:</b>	<b>0</b>	<b>0</b>	<b>0</b>	<b>0</b>	<b>0</b>	<b>0</b>
<b>Bluegrass CMHC Total:</b>	<b>2</b>	<b>0</b>	<b>0</b>	<b>0</b>	<b>0</b>	<b>2</b>
<b>Communicare</b>						
<b>BRECKINRIDGE</b>						
Breckinridge Memorial Nursing Facility	0	0	0	0	0	0
Hardinsburg Nursing and Rehabilitation	0	0	0	0	0	0
<b>BRECKINRIDGE County Total:</b>	<b>0</b>	<b>0</b>	<b>0</b>	<b>0</b>	<b>0</b>	<b>0</b>
<b>GRAYSON</b>						
Grayson Nursing and Rehab Center	0	0	0	0	0	0

CMHC – Community Mental Health Center  
 ICF/IID - Intermediate Care Facility for Individuals with Intellectual Disability

## 2025 ANNUAL KENTUCKY LONG TERM CARE UTILIZATION AND SERVICE REPORT

### Table 7B - ICF/IID Bed, Reasons Individuals Not Transitioned by CMHC Region

CMHC Region / County / Facility	Family / Guardian Objection	Waiver Slots Unavailable	Required Services Unavailable	Willing Provider Unavailable	Other Reason Not Transitioned	Totals
Spring View Health and Rehab Center	0	0	0	0	0	0
<b>GRAYSON County Total:</b>	<b>0</b>	<b>0</b>	<b>0</b>	<b>0</b>	<b>0</b>	<b>0</b>
<b>HARDIN</b>						
Helmwood Healthcare Ctr. and Elizabeth Sanford Swope Personal Care	0	0	0	0	0	0
Kensington Nursing and Rehabilitation Center	0	0	0	0	0	0
Peridot Senior Living	0	0	0	0	0	0
Radcliff Veterans Center	0	0	0	0	0	0
Signature Healthcare at North Hardin Rehab	0	0	0	0	0	0
<b>HARDIN County Total:</b>	<b>0</b>	<b>0</b>	<b>0</b>	<b>0</b>	<b>0</b>	<b>0</b>
<b>MARION</b>						
Loretto Living Ctr. at Loretto Motherhouse Infirmary, Inc.	0	0	0	0	0	0
The Village of Lebanon II, LLC (NF)	0	0	0	0	0	0
Village of Lebanon	0	0	0	0	0	0
<b>MARION County Total:</b>	<b>0</b>	<b>0</b>	<b>0</b>	<b>0</b>	<b>0</b>	<b>0</b>
<b>MEADE</b>						
Brandenburg Nursing and Rehabilitation	0	0	0	0	0	0
<b>MEADE County Total:</b>	<b>0</b>	<b>0</b>	<b>0</b>	<b>0</b>	<b>0</b>	<b>0</b>

CMHC – Community Mental Health Center  
 ICF/IID - Intermediate Care Facility for Individuals with Intellectual Disability

## 2025 ANNUAL KENTUCKY LONG TERM CARE UTILIZATION AND SERVICE REPORT

### Table 7B - ICF/IID Bed, Reasons Individuals Not Transitioned by CMHC Region

CMHC Region / County / Facility	Family / Guardian Objection	Waiver Slots Unavailable	Required Services Unavailable	Willing Provider Unavailable	Other Reason Not Transitioned	Totals
<b>NELSON</b>						
Bardstown Health and Rehabilitation	0	0	0	0	0	0
Flaget Memorial Hospital NF	0	0	0	0	0	0
Signature Healthcare at Colonial Rehab	0	0	0	0	0	0
<b>NELSON County Total:</b>	<b>0</b>	<b>0</b>	<b>0</b>	<b>0</b>	<b>0</b>	<b>0</b>
<b>WASHINGTON</b>						
Sansbury Care Center	0	0	0	0	0	0
Springfield Nursing and Rehabilitation Center	0	0	0	0	0	0
<b>WASHINGTON County Total:</b>	<b>0</b>	<b>0</b>	<b>0</b>	<b>0</b>	<b>0</b>	<b>0</b>
<b>Communicare CMHC Total:</b>	<b>0</b>	<b>0</b>	<b>0</b>	<b>0</b>	<b>0</b>	<b>0</b>
<b>Comprehend</b>						
<b>BRACKEN</b>						
Perkins Country Manor	0	0	0	0	0	0
<b>BRACKEN County Total:</b>	<b>0</b>	<b>0</b>	<b>0</b>	<b>0</b>	<b>0</b>	<b>0</b>
<b>FLEMING</b>						
Pioneer Trace Nursing Home	0	0	0	0	0	0
<b>FLEMING County Total:</b>	<b>0</b>	<b>0</b>	<b>0</b>	<b>0</b>	<b>0</b>	<b>0</b>
<b>LEWIS</b>						
Vanceburg Hills	0	1	0	2	0	3
<b>LEWIS County Total:</b>	<b>0</b>	<b>1</b>	<b>0</b>	<b>2</b>	<b>0</b>	<b>3</b>

CMHC – Community Mental Health Center  
 ICF/IID - Intermediate Care Facility for Individuals with Intellectual Disability

## 2025 ANNUAL KENTUCKY LONG TERM CARE UTILIZATION AND SERVICE REPORT

### Table 7B - ICF/IID Bed, Reasons Individuals Not Transitioned by CMHC Region

CMHC Region / County / Facility	Family / Guardian Objection	Waiver Slots Unavailable	Required Services Unavailable	Willing Provider Unavailable	Other Reason Not Transitioned	Totals
<b>MASON</b>						
Maysville Nursing and Rehabilitation Facility	0	0	0	0	0	0
<b>MASON County Total:</b>	<b>0</b>	<b>0</b>	<b>0</b>	<b>0</b>	<b>0</b>	<b>0</b>
<b>ROBERTSON</b>						
Robertson County Health Care Facility	0	0	0	0	0	0
<b>ROBERTSON County Total:</b>	<b>0</b>	<b>0</b>	<b>0</b>	<b>0</b>	<b>0</b>	<b>0</b>
<b>Comprehend CMHC Total:</b>	<b>0</b>	<b>1</b>	<b>0</b>	<b>2</b>	<b>0</b>	<b>3</b>
<b>Cumberland River</b>						
<b>BELL</b>						
Generations Center of Middlesboro	0	0	0	0	0	0
Middlesboro Nursing and Rehab	0	0	0	0	0	0
Mountain View Rehabilitation and Healthcare Center	0	0	0	0	0	0
<b>BELL County Total:</b>	<b>0</b>	<b>0</b>	<b>0</b>	<b>0</b>	<b>0</b>	<b>0</b>
<b>CLAY</b>						
Landmark of Laurel Creek Rehab and Nursing	0	0	0	0	0	0
<b>CLAY County Total:</b>	<b>0</b>	<b>0</b>	<b>0</b>	<b>0</b>	<b>0</b>	<b>0</b>
<b>HARLAN</b>						
Harlan Health and Rehabilitation Center	0	0	0	0	0	0

CMHC – Community Mental Health Center  
 ICF/IID - Intermediate Care Facility for Individuals with Intellectual Disability

## 2025 ANNUAL KENTUCKY LONG TERM CARE UTILIZATION AND SERVICE REPORT

Table 7B - ICF/IID Bed, Reasons Individuals Not Transitioned by CMHC Region

CMHC Region / County / Facility	Family / Guardian Objection	Waiver Slots Unavailable	Required Services Unavailable	Willing Provider Unavailable	Other Reason Not Transitioned	Totals
The Laurels	0	0	0	0	0	0
<b>HARLAN County Total:</b>	<b>0</b>	<b>0</b>	<b>0</b>	<b>0</b>	<b>0</b>	<b>0</b>
JACKSON						
Signature HealthCare at Jackson Manor	0	0	0	0	0	0
<b>JACKSON County Total:</b>	<b>0</b>	<b>0</b>	<b>0</b>	<b>0</b>	<b>0</b>	<b>0</b>
KNOX						
Barbourville Health and Rehabilitation Center	0	0	0	0	0	0
Christian Health Center - Corbin	0	0	0	0	0	0
<b>KNOX County Total:</b>	<b>0</b>	<b>0</b>	<b>0</b>	<b>0</b>	<b>0</b>	<b>0</b>
LAUREL						
Hillcrest Health and Rehabilitation Center	0	0	0	0	0	0
Laurel Heights Home for the Elderly	0	0	0	0	0	0
<b>LAUREL County Total:</b>	<b>0</b>	<b>0</b>	<b>0</b>	<b>0</b>	<b>0</b>	<b>0</b>
ROCKCASTLE						
Rockcastle Health and Rehabilitation Center	0	0	0	0	0	0
Rockcastle Regional Hospital and Respiratory Care	0	0	0	0	0	0
<b>ROCKCASTLE County Total:</b>	<b>0</b>	<b>0</b>	<b>0</b>	<b>0</b>	<b>0</b>	<b>0</b>

CMHC – Community Mental Health Center  
 ICF/IID - Intermediate Care Facility for Individuals with Intellectual Disability

## 2025 ANNUAL KENTUCKY LONG TERM CARE UTILIZATION AND SERVICE REPORT

### Table 7B - ICF/IID Bed, Reasons Individuals Not Transitioned by CMHC Region

CMHC Region / County / Facility	Family / Guardian Objection	Waiver Slots Unavailable	Required Services Unavailable	Willing Provider Unavailable	Other Reason Not Transitioned	Totals
<b>WHITLEY</b>						
Corbin Health and Rehabilitation Center	0	0	0	0	0	0
The Heritage	0	0	0	0	0	0
Williamsburg Health and Rehabilitation Center	0	0	0	0	0	0
<b>WHITLEY County Total:</b>	<b>0</b>	<b>0</b>	<b>0</b>	<b>0</b>	<b>0</b>	<b>0</b>
<b>Cumberland River CMHC Total:</b>	<b>0</b>	<b>0</b>	<b>0</b>	<b>0</b>	<b>0</b>	<b>0</b>
<b>Four Rivers</b>						
<b>BALLARD</b>						
Life Care Center of LaCenter	0	0	0	0	0	0
<b>BALLARD County Total:</b>	<b>0</b>	<b>0</b>	<b>0</b>	<b>0</b>	<b>0</b>	<b>0</b>
<b>CARLISLE</b>						
Countryside Center	0	0	0	0	0	0
<b>CARLISLE County Total:</b>	<b>0</b>	<b>0</b>	<b>0</b>	<b>0</b>	<b>0</b>	<b>0</b>
<b>FULTON</b>						
Fulton Nursing and Rehab	0	0	0	0	0	0
<b>FULTON County Total:</b>	<b>0</b>	<b>0</b>	<b>0</b>	<b>0</b>	<b>0</b>	<b>0</b>
<b>GRAVES</b>						
Fern Terrace of Mayfield	0	0	0	0	0	0
Green Acres Health Care	0	0	0	0	0	0
Mayfield Health and Rehabilitation	0	0	0	0	0	0

CMHC – Community Mental Health Center  
 ICF/IID - Intermediate Care Facility for Individuals with Intellectual Disability

## 2025 ANNUAL KENTUCKY LONG TERM CARE UTILIZATION AND SERVICE REPORT

Table 7B - ICF/IID Bed, Reasons Individuals Not Transitioned by CMHC Region

CMHC Region / County / Facility	Family / Guardian Objection	Waiver Slots Unavailable	Required Services Unavailable	Willing Provider Unavailable	Other Reason Not Transitioned	Totals
Mills Nursing and Rehabilitation	0	0	0	0	0	0
<b>GRAVES County Total:</b>	<b>0</b>	<b>0</b>	<b>0</b>	<b>0</b>	<b>0</b>	<b>0</b>
HICKMAN						
Clinton Hickman County Nursing Facility	0	0	0	0	0	0
Clinton Place	0	0	0	0	0	0
<b>HICKMAN County Total:</b>	<b>0</b>	<b>0</b>	<b>0</b>	<b>0</b>	<b>0</b>	<b>0</b>
LIVINGSTON						
Salem Springlake Health and Rehabilitation Center	0	0	0	0	0	0
<b>LIVINGSTON County Total:</b>	<b>0</b>	<b>0</b>	<b>0</b>	<b>0</b>	<b>0</b>	<b>0</b>
MARSHALL						
Calvert City Convalescent Center	0	0	0	0	0	0
Lake Way Rehabilitation Healthcare Center	0	0	0	0	0	0
<b>MARSHALL County Total:</b>	<b>0</b>	<b>0</b>	<b>0</b>	<b>0</b>	<b>0</b>	<b>0</b>
MCCRACKEN						
Parkview Nursing and Rehabilitation Center	0	0	0	0	0	0
Providence Pointe Healthcare	0	0	0	0	0	0
River Haven Nursing and Rehab	0	0	0	0	0	0
Stonecreek Health and Rehab	0	0	0	0	0	0
<b>MCCRACKEN County Total:</b>	<b>0</b>	<b>0</b>	<b>0</b>	<b>0</b>	<b>0</b>	<b>0</b>

CMHC – Community Mental Health Center  
 ICF/IID - Intermediate Care Facility for Individuals with Intellectual Disability

## 2025 ANNUAL KENTUCKY LONG TERM CARE UTILIZATION AND SERVICE REPORT

### Table 7B - ICF/IID Bed, Reasons Individuals Not Transitioned by CMHC Region

CMHC Region / County / Facility	Family / Guardian Objection	Waiver Slots Unavailable	Required Services Unavailable	Willing Provider Unavailable	Other Reason Not Transitioned	Totals
<b>Four Rivers CMHC Total:</b>	<b>0</b>	<b>0</b>	<b>0</b>	<b>0</b>	<b>0</b>	<b>0</b>
<b>Kentucky River</b>						
<b>BREATHITT</b>						
Breathitt Health and Rehabilitation	0	0	0	0	0	0
<b>BREATHITT County Total:</b>	<b>0</b>	<b>0</b>	<b>0</b>	<b>0</b>	<b>0</b>	<b>0</b>
<b>KNOTT</b>						
Golden Years Rest Home	1	0	0	0	0	1
Knott County Health and Rehabilitation Center	0	0	0	0	0	0
<b>KNOTT County Total:</b>	<b>1</b>	<b>0</b>	<b>0</b>	<b>0</b>	<b>0</b>	<b>1</b>
<b>LEE</b>						
Lee County Care and Rehabilitation Center	0	0	0	0	0	0
<b>LEE County Total:</b>	<b>0</b>	<b>0</b>	<b>0</b>	<b>0</b>	<b>0</b>	<b>0</b>
<b>LESLIE</b>						
Hyden Health and Rehabilitation Center	0	0	0	0	0	0
<b>LESLIE County Total:</b>	<b>0</b>	<b>0</b>	<b>0</b>	<b>0</b>	<b>0</b>	<b>0</b>
<b>LETCHER</b>						
Letcher Manor	0	0	0	0	0	0
<b>LETCHER County Total:</b>	<b>0</b>	<b>0</b>	<b>0</b>	<b>0</b>	<b>0</b>	<b>0</b>

CMHC – Community Mental Health Center  
 ICF/IID - Intermediate Care Facility for Individuals with Intellectual Disability

## 2025 ANNUAL KENTUCKY LONG TERM CARE UTILIZATION AND SERVICE REPORT

Table 7B - ICF/IID Bed, Reasons Individuals Not Transitioned by CMHC Region

CMHC Region / County / Facility	Family / Guardian Objection	Waiver Slots Unavailable	Required Services Unavailable	Willing Provider Unavailable	Other Reason Not Transitioned	Totals
<b>OWSLEY</b>						
Owsley County Health Care Center	0	0	0	0	0	0
<b>OWSLEY County Total:</b>	<b>0</b>	<b>0</b>	<b>0</b>	<b>0</b>	<b>0</b>	<b>0</b>
<b>PERRY</b>						
Hazard Health and Rehabilitation Center	0	0	0	0	0	0
Paul E Patton Eastern Ky Veterans Center	0	0	0	0	0	0
<b>PERRY County Total:</b>	<b>0</b>	<b>0</b>	<b>0</b>	<b>0</b>	<b>0</b>	<b>0</b>
<b>Kentucky River CMHC Total:</b>	<b>1</b>	<b>0</b>	<b>0</b>	<b>0</b>	<b>0</b>	<b>1</b>
<b>LifeSkills</b>						
<b>ALLEN</b>						
Cal Turner Rehab and Specialty Care	0	0	0	0	0	0
Cornerstone Manor	0	0	0	0	0	0
Scottsville Manor	0	0	0	0	0	0
<b>ALLEN County Total:</b>	<b>0</b>	<b>0</b>	<b>0</b>	<b>0</b>	<b>0</b>	<b>0</b>
<b>BARREN</b>						
Barren County Nursing and Rehab	0	0	0	0	0	0
Glasgow State Nursing Facility	0	0	0	0	0	0
Glenview Health Care Facility	0	0	0	0	0	0
NHC HealthCare, Glasgow	0	0	0	0	0	0

CMHC – Community Mental Health Center  
 ICF/IID - Intermediate Care Facility for Individuals with Intellectual Disability

## 2025 ANNUAL KENTUCKY LONG TERM CARE UTILIZATION AND SERVICE REPORT

### Table 7B - ICF/IID Bed, Reasons Individuals Not Transitioned by CMHC Region

CMHC Region / County / Facility	Family / Guardian Objection	Waiver Slots Unavailable	Required Services Unavailable	Willing Provider Unavailable	Other Reason Not Transitioned	Totals
Signature Healthcare of Glasgow Rehab and Wellness Center	0	0	0	0	0	0
T.J. Samson Community Hospital Skilled Nursing Unit	0	0	0	0	0	0
<b>BARREN County Total:</b>	<b>0</b>	<b>0</b>	<b>0</b>	<b>0</b>	<b>0</b>	<b>0</b>
<b>BUTLER</b>						
Morgantown Care and Rehabilitation Center	0	0	0	0	0	0
<b>BUTLER County Total:</b>	<b>0</b>	<b>0</b>	<b>0</b>	<b>0</b>	<b>0</b>	<b>0</b>
<b>EDMONSON</b>						
Edmonson Nursing and Rehabilitation Center	0	0	0	0	0	0
<b>EDMONSON County Total:</b>	<b>0</b>	<b>0</b>	<b>0</b>	<b>0</b>	<b>0</b>	<b>0</b>
<b>HART</b>						
Signature Healthcare of Hart County	0	0	0	0	0	0
<b>HART County Total:</b>	<b>0</b>	<b>0</b>	<b>0</b>	<b>0</b>	<b>0</b>	<b>0</b>
<b>LOGAN</b>						
Auburn Nursing and Rehabilitation Center	0	0	0	0	0	0
Creekwood Place Nursing and Rehab Center	0	0	0	0	0	0
<b>LOGAN County Total:</b>	<b>0</b>	<b>0</b>	<b>0</b>	<b>0</b>	<b>0</b>	<b>0</b>
<b>METCALFE</b>						
Harpers Home for the Aged	0	0	0	0	0	0

CMHC – Community Mental Health Center  
 ICF/IID - Intermediate Care Facility for Individuals with Intellectual Disability

## 2025 ANNUAL KENTUCKY LONG TERM CARE UTILIZATION AND SERVICE REPORT

Table 7B - ICF/IID Bed, Reasons Individuals Not Transitioned by CMHC Region

CMHC Region / County / Facility	Family / Guardian Objection	Waiver Slots Unavailable	Required Services Unavailable	Willing Provider Unavailable	Other Reason Not Transitioned	Totals
Metcalfe Health Care Center	0	0	0	0	0	0
<b>METCALFE County Total:</b>	<b>0</b>	<b>0</b>	<b>0</b>	<b>0</b>	<b>0</b>	<b>0</b>
MONROE						
Signature HealthCare of Monroe County Rehab	0	0	0	0	0	0
<b>MONROE County Total:</b>	<b>0</b>	<b>0</b>	<b>0</b>	<b>0</b>	<b>0</b>	<b>0</b>
WARREN						
Bowling Green Nursing and Rehabilitation	0	0	0	0	0	0
Christian Health Center of Bowling Green	0	0	0	0	0	0
Colonial Nursing and Rehabilitation Center	0	0	0	0	0	0
Greenwood Rehabilitation and Healthcare Center	0	0	0	0	0	0
Hopkins Nursing and Rehabilitation Center	0	0	0	0	0	0
Magnolia Village Nursing and Rehabilitation Center	0	0	0	0	0	0
Signature Healthcare of Bowling Green	0	0	0	0	0	0
<b>WARREN County Total:</b>	<b>0</b>	<b>0</b>	<b>0</b>	<b>0</b>	<b>0</b>	<b>0</b>
<b>LifeSkills CMHC Total:</b>	<b>0</b>	<b>0</b>	<b>0</b>	<b>0</b>	<b>0</b>	<b>0</b>

CMHC – Community Mental Health Center  
 ICF/IID - Intermediate Care Facility for Individuals with Intellectual Disability

## 2025 ANNUAL KENTUCKY LONG TERM CARE UTILIZATION AND SERVICE REPORT

### Table 7B - ICF/IID Bed, Reasons Individuals Not Transitioned by CMHC Region

CMHC Region / County / Facility	Family / Guardian Objection	Waiver Slots Unavailable	Required Services Unavailable	Willing Provider Unavailable	Other Reason Not Transitioned	Totals
<b>Mountain</b>						
<b>FLOYD</b>						
Prestonsburg Health Care Center	0	0	0	0	0	0
Riverview Health Care Center	0	0	0	0	0	0
<b>FLOYD County Total:</b>	<b>0</b>	<b>0</b>	<b>0</b>	<b>0</b>	<b>0</b>	<b>0</b>
<b>JOHNSON</b>						
Mountain Manor of Paintsville	0	0	0	0	0	0
<b>JOHNSON County Total:</b>	<b>0</b>	<b>0</b>	<b>0</b>	<b>0</b>	<b>0</b>	<b>0</b>
<b>MAGOFFIN</b>						
Salyersville Nursing and Rehabilitation Center	0	0	0	0	0	0
<b>MAGOFFIN County Total:</b>	<b>0</b>	<b>0</b>	<b>0</b>	<b>0</b>	<b>0</b>	<b>0</b>
<b>MARTIN</b>						
Martin County Health Care Facility	0	0	0	0	0	0
<b>MARTIN County Total:</b>	<b>0</b>	<b>0</b>	<b>0</b>	<b>0</b>	<b>0</b>	<b>0</b>
<b>PIKE</b>						
Elkhorn Health and Rehabilitation	0	0	0	0	0	0
Good Shepherd Community Nursing Center	0	0	0	0	0	0
Tug Valley ARH Skilled Nursing Facility	0	0	0	0	0	0
<b>PIKE County Total:</b>	<b>0</b>	<b>0</b>	<b>0</b>	<b>0</b>	<b>0</b>	<b>0</b>
<b>Mountain CMHC Total:</b>	<b>0</b>	<b>0</b>	<b>0</b>	<b>0</b>	<b>0</b>	<b>0</b>

CMHC – Community Mental Health Center  
 ICF/IID - Intermediate Care Facility for Individuals with Intellectual Disability

## 2025 ANNUAL KENTUCKY LONG TERM CARE UTILIZATION AND SERVICE REPORT

### Table 7B - ICF/IID Bed, Reasons Individuals Not Transitioned by CMHC Region

CMHC Region / County / Facility	Family / Guardian Objection	Waiver Slots Unavailable	Required Services Unavailable	Willing Provider Unavailable	Other Reason Not Transitioned	Totals
<b>NorthKey</b>						
<b>BOONE</b>						
Belmont Terrace Nursing and Rehabilitation Center	0	0	0	0	0	0
Boonespring Transitional Care Center	0	0	0	0	0	0
Florence Park Care Center	0	0	0	0	0	0
<b>BOONE County Total:</b>	<b>0</b>	<b>0</b>	<b>0</b>	<b>0</b>	<b>0</b>	<b>0</b>
<b>CAMPBELL</b>						
Carmel Manor	0	0	0	0	0	0
Coldspring Transitional Care Center	0	0	0	0	0	0
Highlandspring of Ft. Thomas	0	0	0	0	0	0
St. Elizabeth Ft. Thomas SNF	0	0	0	0	0	0
The Seasons at Alexandria	0	0	0	0	0	0
<b>CAMPBELL County Total:</b>	<b>0</b>	<b>0</b>	<b>0</b>	<b>0</b>	<b>0</b>	<b>0</b>
<b>CARROLL</b>						
Carrollton Manor	0	0	0	0	0	0
Signature Healthcare of Carrollton Rehab	0	0	0	0	0	0
Valley Haven Rest Home	0	0	0	0	0	0
<b>CARROLL County Total:</b>	<b>0</b>	<b>0</b>	<b>0</b>	<b>0</b>	<b>0</b>	<b>0</b>

CMHC – Community Mental Health Center  
 ICF/IID - Intermediate Care Facility for Individuals with Intellectual Disability

## 2025 ANNUAL KENTUCKY LONG TERM CARE UTILIZATION AND SERVICE REPORT

### Table 7B - ICF/IID Bed, Reasons Individuals Not Transitioned by CMHC Region

CMHC Region / County / Facility	Family / Guardian Objection	Waiver Slots Unavailable	Required Services Unavailable	Willing Provider Unavailable	Other Reason Not Transitioned	Totals
<b>GALLATIN</b>						
Gallatin Nursing and Rehab	0	0	0	0	0	0
<b>GALLATIN County Total:</b>	<b>0</b>	<b>0</b>	<b>0</b>	<b>0</b>	<b>0</b>	<b>0</b>
<b>GRANT</b>						
Grant Healthcare and Rehabilitation	0	0	0	0	0	0
<b>GRANT County Total:</b>	<b>0</b>	<b>0</b>	<b>0</b>	<b>0</b>	<b>0</b>	<b>0</b>
<b>KENTON</b>						
Emerald Trace	0	0	0	0	0	0
Ivy Knoll	0	0	0	0	0	0
Madonna Manor	0	0	0	0	0	0
Regency Manor	0	0	0	0	0	0
Regency Manor North	0	0	0	0	0	0
Rosedale Green	0	0	0	0	0	0
St. Elizabeth Edgewood SNF	0	0	0	0	0	0
The Pavilion at Kenton	0	0	0	0	0	0
Village Care Center	0	0	0	0	0	0
Villaspring of Erlanger	0	0	0	0	0	0
Woodcrest Nursing and Rehabilitation Center	0	0	0	0	0	0
<b>KENTON County Total:</b>	<b>0</b>	<b>0</b>	<b>0</b>	<b>0</b>	<b>0</b>	<b>0</b>

CMHC – Community Mental Health Center  
 ICF/IID - Intermediate Care Facility for Individuals with Intellectual Disability

## 2025 ANNUAL KENTUCKY LONG TERM CARE UTILIZATION AND SERVICE REPORT

Table 7B - ICF/IID Bed, Reasons Individuals Not Transitioned by CMHC Region

CMHC Region / County / Facility	Family / Guardian Objection	Waiver Slots Unavailable	Required Services Unavailable	Willing Provider Unavailable	Other Reason Not Transitioned	Totals
<b>OWEN</b>						
Owenton Healthcare and Rehabilitation	0	0	0	0	0	0
<b>OWEN County Total:</b>	<b>0</b>	<b>0</b>	<b>0</b>	<b>0</b>	<b>0</b>	<b>0</b>
<b>PENDLETON</b>						
Falmouth Personal Care Home	0	0	0	0	0	0
The Front Gate	0	0	0	0	0	0
<b>PENDLETON County Total:</b>	<b>0</b>	<b>0</b>	<b>0</b>	<b>0</b>	<b>0</b>	<b>0</b>
<b>NorthKey CMHC Total:</b>	<b>0</b>	<b>0</b>	<b>0</b>	<b>0</b>	<b>0</b>	<b>0</b>
<b>Pathways</b>						
<b>BATH</b>						
Ridgeway Nursing and Rehabilitation	0	0	0	0	0	0
<b>BATH County Total:</b>	<b>0</b>	<b>0</b>	<b>0</b>	<b>0</b>	<b>0</b>	<b>0</b>
<b>BOYD</b>						
Boyd Nursing and Rehabilitation Center	0	0	0	0	0	0
Genesis Health of Ashland	0	0	0	0	0	0
Genesis II Health	0	0	0	0	0	0
Kings Daughters and Sons Home	0	0	0	0	0	0
Kings Daughters Rehab and Skilled Nursing Facility	0	0	0	0	0	0
Kingsbrook Lifecare Center	0	0	0	0	0	0

CMHC – Community Mental Health Center  
 ICF/IID - Intermediate Care Facility for Individuals with Intellectual Disability

## 2025 ANNUAL KENTUCKY LONG TERM CARE UTILIZATION AND SERVICE REPORT

### Table 7B - ICF/IID Bed, Reasons Individuals Not Transitioned by CMHC Region

CMHC Region / County / Facility	Family / Guardian Objection	Waiver Slots Unavailable	Required Services Unavailable	Willing Provider Unavailable	Other Reason Not Transitioned	Totals
Woodland Oaks	0	0	0	0	0	0
<b>BOYD County Total:</b>	<b>0</b>	<b>0</b>	<b>0</b>	<b>0</b>	<b>0</b>	<b>0</b>
ELLIOTT						
Elliott Nursing and Rehabilitation Center	0	0	0	0	0	0
<b>ELLIOTT County Total:</b>	<b>0</b>	<b>0</b>	<b>0</b>	<b>0</b>	<b>0</b>	<b>0</b>
GREENUP						
Frasures Personal Care Home	0	0	0	0	0	0
Oakmont Manor	0	0	0	0	0	0
South Shore Nursing and Rehabilitation Center	1	0	0	0	1	2
Trinity Station Retirement Community	0	0	0	0	0	0
Wurtland Nursing and Rehabilitation Center	0	0	0	0	0	0
<b>GREENUP County Total:</b>	<b>1</b>	<b>0</b>	<b>0</b>	<b>0</b>	<b>1</b>	<b>2</b>
MENIFEE						
Menifee Meadows Nursing and Rehab LLC	0	0	0	0	0	0
<b>MENIFEE County Total:</b>	<b>0</b>	<b>0</b>	<b>0</b>	<b>0</b>	<b>0</b>	<b>0</b>
MONTGOMERY						
Mt. Sterling Health & Rehab, LLC	0	0	0	0	0	0

## 2025 ANNUAL KENTUCKY LONG TERM CARE UTILIZATION AND SERVICE REPORT

### Table 7B - ICF/IID Bed, Reasons Individuals Not Transitioned by CMHC Region

CMHC Region / County / Facility	Family / Guardian Objection	Waiver Slots Unavailable	Required Services Unavailable	Willing Provider Unavailable	Other Reason Not Transitioned	Totals
Mt. Sterling Personal Care, LLC	0	0	0	0	0	0
<b>MONTGOMERY County Total:</b>	<b>0</b>	<b>0</b>	<b>0</b>	<b>0</b>	<b>0</b>	<b>0</b>
<b>ROWAN</b>						
Life Care Center of Morehead	0	0	0	0	0	0
<b>ROWAN County Total:</b>	<b>0</b>	<b>0</b>	<b>0</b>	<b>0</b>	<b>0</b>	<b>0</b>
<b>Pathways CMHC Total:</b>	<b>1</b>	<b>0</b>	<b>0</b>	<b>0</b>	<b>1</b>	<b>2</b>
<b>Pennyroyal</b>						
<b>CALDWELL</b>						
Highland Homes I LLC	0	0	0	0	0	0
Princeton Health and Rehab Center	0	0	0	0	0	0
<b>CALDWELL County Total:</b>	<b>0</b>	<b>0</b>	<b>0</b>	<b>0</b>	<b>0</b>	<b>0</b>
<b>CHRISTIAN</b>						
Bradford Heights Health and Rehab Center	0	0	0	0	0	0
Christian County Manor I LLC	0	0	0	0	0	0
Christian Health Center, Hopkinsville	0	0	0	0	0	0
Christian Heights Nursing and Rehabilitation Center	0	0	0	0	0	0
Outwood ICF/IID	0	0	0	0	3	3
Pennyrile I LLC	0	0	0	0	0	0

CMHC – Community Mental Health Center  
 ICF/IID - Intermediate Care Facility for Individuals with Intellectual Disability

**2025 ANNUAL KENTUCKY LONG TERM CARE UTILIZATION AND SERVICE REPORT**

**Table 7B - ICF/IID Bed, Reasons Individuals Not Transitioned by CMHC Region**

<b>CMHC Region / County / Facility</b>	<b>Family / Guardian Objection</b>	<b>Waiver Slots Unavailable</b>	<b>Required Services Unavailable</b>	<b>Willing Provider Unavailable</b>	<b>Other Reason Not Transitioned</b>	<b>Totals</b>
Western State Nursing Facility	0	0	0	0	0	0
<b>CHRISTIAN County Total:</b>	<b>0</b>	<b>0</b>	<b>0</b>	<b>0</b>	<b>3</b>	<b>3</b>
<b>CRITTENDEN</b>						
Crittenden County Health and Rehabilitation Center	0	0	0	0	0	0
<b>CRITTENDEN County Total:</b>	<b>0</b>	<b>0</b>	<b>0</b>	<b>0</b>	<b>0</b>	<b>0</b>
<b>HOPKINS</b>						
Baptist Health Deaconess Madisonville (LTC)	0	0	0	0	0	0
Brighton Cornerstone Health Care	0	0	0	0	0	0
Dawson Springs Health and Rehab Ctr	0	0	0	0	0	0
Joseph Eddie Ballard W. Kentucky Veterans Ctr.	0	0	0	0	0	0
Madisonville Health and Rehabilitation	0	0	0	0	0	0
Madisonville Rest Home I LLC	0	0	0	0	0	0
Park Grove Nursing and Rehabilitation Center	0	0	0	0	0	0
Ridgewood Terrace Nursing Home	0	0	0	0	0	0
The Homestead	0	0	0	0	0	0
Tradewater Pointe	0	0	0	0	0	0
<b>HOPKINS County Total:</b>	<b>0</b>	<b>0</b>	<b>0</b>	<b>0</b>	<b>0</b>	<b>0</b>

CMHC – Community Mental Health Center  
 ICF/IID - Intermediate Care Facility for Individuals with Intellectual Disability

## 2025 ANNUAL KENTUCKY LONG TERM CARE UTILIZATION AND SERVICE REPORT

Table 7B - ICF/IID Bed, Reasons Individuals Not Transitioned by CMHC Region

CMHC Region / County / Facility	Family / Guardian Objection	Waiver Slots Unavailable	Required Services Unavailable	Willing Provider Unavailable	Other Reason Not Transitioned	Totals
<b>LYON</b>						
Lake Barkley Health & Rehabilitation	0	0	0	0	0	0
Rivers Bend Retirement Community	0	0	0	0	0	0
<b>LYON County Total:</b>	<b>0</b>	<b>0</b>	<b>0</b>	<b>0</b>	<b>0</b>	<b>0</b>
<b>MUHLENBERG</b>						
Greenville Nursing and Rehabilitation	0	0	0	0	0	0
Maple Health and Rehabilitation	0	0	0	0	0	0
Owensboro Health Muhlenberg Community Hospital Long Term Care	0	0	0	0	0	0
Sparks Nursing Center	0	0	0	0	0	0
<b>MUHLENBERG County Total:</b>	<b>0</b>	<b>0</b>	<b>0</b>	<b>0</b>	<b>0</b>	<b>0</b>
<b>TODD</b>						
Elkton Nursing and Rehabilitation Center	0	0	0	0	0	0
<b>TODD County Total:</b>	<b>0</b>	<b>0</b>	<b>0</b>	<b>0</b>	<b>0</b>	<b>0</b>
<b>TRIGG</b>						
Better Senior Living I, LLC	0	0	0	0	0	0
Shady Lawn Nursing and Rehabilitation Center	0	0	0	0	0	0
<b>TRIGG County Total:</b>	<b>0</b>	<b>0</b>	<b>0</b>	<b>0</b>	<b>0</b>	<b>0</b>
<b>Pennyroyal CMHC Total:</b>	<b>0</b>	<b>0</b>	<b>0</b>	<b>0</b>	<b>3</b>	<b>3</b>

CMHC – Community Mental Health Center  
 ICF/IID - Intermediate Care Facility for Individuals with Intellectual Disability

**2025 ANNUAL KENTUCKY LONG TERM CARE UTILIZATION AND SERVICE REPORT**

**Table 7B - ICF/IID Bed, Reasons Individuals Not Transitioned by CMHC Region**

<b>CMHC Region / County / Facility</b>	<b>Family / Guardian Objection</b>	<b>Waiver Slots Unavailable</b>	<b>Required Services Unavailable</b>	<b>Willing Provider Unavailable</b>	<b>Other Reason Not Transitioned</b>	<b>Totals</b>
<b>River Valley</b>						
<b>DAVIESS</b>						
Carmel Home	0	0	0	0	0	0
Chautauqua Health and Rehab	0	0	0	0	0	0
Davco Rest Home	0	0	0	0	0	0
Fern Terrace of Owensboro, LLC	0	0	0	0	0	0
Hermitage Care and Rehabilitation Center	0	0	0	0	0	0
Signature Healthcare at Hillcrest	0	0	0	0	0	0
The Transitional Care Center of Owensboro	0	0	0	0	0	0
Twin Rivers Nursing and Rehab Center	0	0	0	0	0	0
Wellington Parc of Owensboro	0	0	0	0	0	0
Wendell Fosters Campus for Dev. Disabilities	0	0	0	0	0	0
<b>DAVIESS County Total:</b>	<b>0</b>	<b>0</b>	<b>0</b>	<b>0</b>	<b>0</b>	<b>0</b>
<b>HANCOCK</b>						
Heartland Villa Nursing and Rehabilitation Center	0	0	0	0	0	0
Lewisport Rest Home I LLC	0	0	0	0	0	0
<b>HANCOCK County Total:</b>	<b>0</b>	<b>0</b>	<b>0</b>	<b>0</b>	<b>0</b>	<b>0</b>
<b>HENDERSON</b>						
Henderson Manor	0	0	0	0	0	0

CMHC – Community Mental Health Center  
 ICF/IID - Intermediate Care Facility for Individuals with Intellectual Disability

## 2025 ANNUAL KENTUCKY LONG TERM CARE UTILIZATION AND SERVICE REPORT

### Table 7B - ICF/IID Bed, Reasons Individuals Not Transitioned by CMHC Region

CMHC Region / County / Facility	Family / Guardian Objection	Waiver Slots Unavailable	Required Services Unavailable	Willing Provider Unavailable	Other Reason Not Transitioned	Totals
Henderson Nursing and Rehabilitation Center	0	0	0	0	0	0
Redbanks	0	0	0	0	0	0
<b>HENDERSON County Total:</b>	<b>0</b>	<b>0</b>	<b>0</b>	<b>0</b>	<b>0</b>	<b>0</b>
MCLEAN						
Riverside Care and Rehab Ctr.	0	0	0	0	0	0
<b>MCLEAN County Total:</b>	<b>0</b>	<b>0</b>	<b>0</b>	<b>0</b>	<b>0</b>	<b>0</b>
OHIO						
Beaver Dam Nursing and Rehab Center	0	0	0	0	0	0
Signature Healthcare of Hartford Rehab and Wellness	0	0	0	0	0	0
<b>OHIO County Total:</b>	<b>0</b>	<b>0</b>	<b>0</b>	<b>0</b>	<b>0</b>	<b>0</b>
UNION						
Breckinridge Place	0	0	0	0	0	0
Morganfield Nursing and Rehabilitation Center	0	0	0	0	0	0
<b>UNION County Total:</b>	<b>0</b>	<b>0</b>	<b>0</b>	<b>0</b>	<b>0</b>	<b>0</b>
WEBSTER						
Redbanks Colonial Terrace	0	0	0	0	0	0
Shemwell Nursing Home	0	0	0	0	0	0
<b>WEBSTER County Total:</b>	<b>0</b>	<b>0</b>	<b>0</b>	<b>0</b>	<b>0</b>	<b>0</b>
<b>River Valley CMHC Total:</b>	<b>0</b>	<b>0</b>	<b>0</b>	<b>0</b>	<b>0</b>	<b>0</b>

CMHC – Community Mental Health Center  
 ICF/IID - Intermediate Care Facility for Individuals with Intellectual Disability

## 2025 ANNUAL KENTUCKY LONG TERM CARE UTILIZATION AND SERVICE REPORT

### Table 7B - ICF/IID Bed, Reasons Individuals Not Transitioned by CMHC Region

CMHC Region / County / Facility	Family / Guardian Objection	Waiver Slots Unavailable	Required Services Unavailable	Willing Provider Unavailable	Other Reason Not Transitioned	Totals
<b>Seven Counties</b>						
<b>BULLITT</b>						
Colonial House of Shepherdsville	0	0	0	0	0	0
Green Meadows Health and Rehabilitation	0	0	0	0	0	0
Meadows ICF/IID	7	0	0	0	0	7
Sanders Ridge Health Campus	0	0	0	0	0	0
<b>BULLITT County Total:</b>	<b>7</b>	<b>0</b>	<b>0</b>	<b>0</b>	<b>0</b>	<b>7</b>
<b>HENRY</b>						
Cedar Lake Lodge Park Place I	0	0	0	0	0	0
Cedar Lake Lodge Park Place II	0	0	0	0	0	0
New Castle Nursing and Rehab	0	0	0	0	0	0
<b>HENRY County Total:</b>	<b>0</b>	<b>0</b>	<b>0</b>	<b>0</b>	<b>0</b>	<b>0</b>
<b>JEFFERSON</b>						
Barton House of Louisville 1	0	0	0	0	0	0
Bingham Gardens	0	0	0	0	0	0
Cherokee Park Rehabilitation	0	0	0	0	0	0
Chestnut Ridge Health & Rehab	0	0	0	0	0	0
Clifton Heights	0	0	0	0	0	0
Crescent Grove Memory and Personal Care Community and Sam Swope Center	0	0	0	0	0	0
Del Maria ICF/IID	2	0	0	0	0	2

CMHC – Community Mental Health Center  
 ICF/IID - Intermediate Care Facility for Individuals with Intellectual Disability

**2025 ANNUAL KENTUCKY LONG TERM CARE UTILIZATION AND SERVICE REPORT**

**Table 7B - ICF/IID Bed, Reasons Individuals Not Transitioned by CMHC Region**

<b>CMHC Region / County / Facility</b>	<b>Family / Guardian Objection</b>	<b>Waiver Slots Unavailable</b>	<b>Required Services Unavailable</b>	<b>Willing Provider Unavailable</b>	<b>Other Reason Not Transitioned</b>	<b>Totals</b>
Eastern Star Home in KY	0	0	0	0	0	0
Eastway Health and Rehabilitation	0	0	0	0	0	0
Essex Rehabilitation and Healthcare Center	0	0	0	0	0	0
Forest Springs Health Campus	0	0	0	0	0	0
Franciscan Health Care Center	0	0	0	0	0	0
Glen Ridge Health Campus	0	0	0	0	0	0
Hallmark House Louisville II	0	0	0	0	0	0
Hazelwood Center	8	0	0	25	0	33
Highlands Nursing and Rehabilitation Center	0	0	0	0	3	3
Home of the Innocents	0	0	0	0	0	0
Jeffersontown Rehabilitation	0	0	0	0	0	0
Kindred Hospital - Louisville (SNF)	0	0	0	0	0	0
Klondike Nursing and Rehabilitation Center	0	0	0	0	0	0
Little Sisters of the Poor	0	0	0	0	0	0
Louisville East Post Acute	0	0	0	0	0	0
Louisville Protestant Altenheim	0	0	0	0	0	0
Lyndon Crossing	0	0	0	0	0	0
Nazareth Home	0	0	0	0	0	0
Nazareth Home Clifton	0	0	0	0	0	0
Park Terrace Health Campus	0	0	0	0	0	0

CMHC – Community Mental Health Center  
 ICF/IID - Intermediate Care Facility for Individuals with Intellectual Disability

**2025 ANNUAL KENTUCKY LONG TERM CARE UTILIZATION AND SERVICE REPORT**

**Table 7B - ICF/IID Bed, Reasons Individuals Not Transitioned by CMHC Region**

<b>CMHC Region / County / Facility</b>	<b>Family / Guardian Objection</b>	<b>Waiver Slots Unavailable</b>	<b>Required Services Unavailable</b>	<b>Willing Provider Unavailable</b>	<b>Other Reason Not Transitioned</b>	<b>Totals</b>
Parkwood Health and Rehabilitation	0	0	0	0	0	0
Regency Center	0	0	0	0	0	0
Regency Center	0	0	0	0	0	0
River Oaks Health and Rehabilitation	0	0	0	0	3	3
Seneca Place	0	0	0	0	0	0
Signature Healthcare at Jefferson Manor Rehab	0	0	0	0	0	0
Signature Healthcare at Jefferson Place Rehab	0	0	0	0	0	0
Signature Healthcare at Summerfield Rehab and Wellness	0	0	0	0	0	0
Signature Healthcare of East Louisville	0	0	0	0	0	0
Signature Healthcare of South Louisville	0	0	0	0	0	0
St. Matthews Transitional Care	0	0	0	0	0	0
Sycamore Heights Health and Rehab	0	0	0	0	0	0
The Episcopal Church Home	0	0	0	0	0	0
The Pinnacle of Louisville	0	0	0	0	0	0
The Springs at Stony Brook	0	0	0	0	0	0
The Willows at Springhurst	0	0	0	0	0	0
Treyton Oaks Towers	0	0	0	0	0	0
Valhalla Post Acute	0	0	0	0	0	0

CMHC – Community Mental Health Center  
 ICF/IID - Intermediate Care Facility for Individuals with Intellectual Disability

## 2025 ANNUAL KENTUCKY LONG TERM CARE UTILIZATION AND SERVICE REPORT

Table 7B - ICF/IID Bed, Reasons Individuals Not Transitioned by CMHC Region

CMHC Region / County / Facility	Family / Guardian Objection	Waiver Slots Unavailable	Required Services Unavailable	Willing Provider Unavailable	Other Reason Not Transitioned	Totals
Wesley Manor	0	0	0	0	0	0
Westport Place Health Campus	0	0	0	0	0	0
<b>JEFFERSON County Total:</b>	<b>10</b>	<b>0</b>	<b>0</b>	<b>25</b>	<b>6</b>	<b>41</b>
<b>OLDHAM</b>						
Cedar Lake Lodge	0	0	0	0	0	0
Cedar Lake Lodge Sycamore Run I	0	0	0	0	0	0
Cedar Lake Lodge Sycamore Run II	0	0	0	0	0	0
Richwood Nursing and Rehab	0	0	0	0	0	0
The Springs at Oldham Reserve	0	0	0	0	0	0
Windsong ICF/IID	3	0	0	0	0	3
<b>OLDHAM County Total:</b>	<b>3</b>	<b>0</b>	<b>0</b>	<b>0</b>	<b>0</b>	<b>3</b>
<b>SHELBY</b>						
Colonial Manor	0	0	0	0	4	4
Crestview Center	0	0	0	0	0	0
Maple Grove Senior Living LLC	0	0	0	0	0	0
<b>SHELBY County Total:</b>	<b>0</b>	<b>0</b>	<b>0</b>	<b>0</b>	<b>4</b>	<b>4</b>
<b>SPENCER</b>						
Signature Healthcare of Spencer County	0	0	0	0	0	0
<b>SPENCER County Total:</b>	<b>0</b>	<b>0</b>	<b>0</b>	<b>0</b>	<b>0</b>	<b>0</b>

CMHC – Community Mental Health Center  
 ICF/IID - Intermediate Care Facility for Individuals with Intellectual Disability

## 2025 ANNUAL KENTUCKY LONG TERM CARE UTILIZATION AND SERVICE REPORT

### Table 7B - ICF/IID Bed, Reasons Individuals Not Transitioned by CMHC Region

CMHC Region / County / Facility	Family / Guardian Objection	Waiver Slots Unavailable	Required Services Unavailable	Willing Provider Unavailable	Other Reason Not Transitioned	Totals
TRIMBLE						
Bedford Springs Health and Rehabilitation	0	0	0	0	0	0
<b>TRIMBLE County Total:</b>	<b>0</b>	<b>0</b>	<b>0</b>	<b>0</b>	<b>0</b>	<b>0</b>
<b>Seven Counties CMHC Total:</b>	<b>20</b>	<b>0</b>	<b>0</b>	<b>25</b>	<b>10</b>	<b>55</b>
<b>State Total</b>	<b>34</b>	<b>1</b>	<b>6</b>	<b>41</b>	<b>19</b>	<b>101</b>

**KENTUCKY ANNUAL  
LONG-TERM CARE SERVICES  
REPORT**



**KENTUCKY CABINET FOR  
HEALTH AND FAMILY SERVICES**

**SECTION II: PAYOR SOURCE DATA**

**2025 ANNUAL KENTUCKY LONG TERM CARE UTILIZATION AND SERVICE REPORT**

**Table 8 - Payor Source- Nursing Facility Beds**

**Number of Patient Days by Primary Payor Source**

<b>ADD / Facility</b>	<b>Medicare</b>	<b>Medicaid</b>	<b>Private</b>	<b>Other</b>	<b>Total</b>
<b>ADD:1</b>					
<b>BALLARD</b>					
Life Care Center of LaCenter	4,872	13,473	3,525	0	21,870
<b>BALLARD County Total:</b>	<b>4,872</b>	<b>13,473</b>	<b>3,525</b>	<b>0</b>	<b>21,870</b>
<b>CALLOWAY</b>					
Spring Creek Post Acute and Rehab	9,220	32,874	4,411	1,476	47,981
<b>CALLOWAY County Total:</b>	<b>9,220</b>	<b>32,874</b>	<b>4,411</b>	<b>1,476</b>	<b>47,981</b>
<b>CARLISLE</b>					
Countryside Center	2,418	14,842	661	0	17,921
<b>CARLISLE County Total:</b>	<b>2,418</b>	<b>14,842</b>	<b>661</b>	<b>0</b>	<b>17,921</b>
<b>FULTON</b>					
Fulton Nursing and Rehab	846	14,011	1,796	3,256	19,909
<b>FULTON County Total:</b>	<b>846</b>	<b>14,011</b>	<b>1,796</b>	<b>3,256</b>	<b>19,909</b>
<b>GRAVES</b>					
Green Acres Health Care	1,756	15,298	1,931	2,169	21,154
Mayfield Health and Rehabilitation	0	0	0	0	0
Mills Nursing and Rehabilitation	3,656	26,341	5,201	1,693	36,891
<b>GRAVES County Total:</b>	<b>5,412</b>	<b>41,639</b>	<b>7,132</b>	<b>3,862</b>	<b>58,045</b>
<b>HICKMAN</b>					
Clinton Hickman County Nursing Facility	1,429	7,125	2,927	876	12,357
Clinton Place	1,723	25,872	2,856	983	31,434
<b>HICKMAN County Total:</b>	<b>3,152</b>	<b>32,997</b>	<b>5,783</b>	<b>1,859</b>	<b>43,791</b>
<b>MARSHALL</b>					
Calvert City Convalescent Center	5,019	17,166	9,336	1,404	32,925
Lake Way Rehabilitation Healthcare Center	4,178	22,695	4,546	105	31,524

**2025 ANNUAL KENTUCKY LONG TERM CARE UTILIZATION AND SERVICE REPORT**

**Table 8 - Payor Source- Nursing Facility Beds**

**Number of Patient Days by Primary Payor Source**

<b>ADD / Facility</b>	<b>Medicare</b>	<b>Medicaid</b>	<b>Private</b>	<b>Other</b>	<b>Total</b>
Oakview Nursing and Rehabilitation Center	5,501	20,324	2,286	0	28,111
<b>MARSHALL County Total:</b>	<b>14,698</b>	<b>60,185</b>	<b>16,168</b>	<b>1,509</b>	<b>92,560</b>
<b>MCCRACKEN</b>					
Baptist Health Paducah (LTC)	0	0	0	0	0
Parkview Nursing and Rehabilitation Center	7,408	36,545	7,312	3,120	54,385
Providence Pointe Healthcare	9,358	18,121	5,195	3,971	36,645
River Haven Nursing and Rehab	1,417	23,876	893	2,347	28,533
Stonecreek Health and Rehab	6,705	21,225	3,825	0	31,755
<b>MCCRACKEN County Total:</b>	<b>24,888</b>	<b>99,767</b>	<b>17,225</b>	<b>9,438</b>	<b>151,318</b>
<b>ADD: 1 Total</b>	<b>65,506</b>	<b>309,788</b>	<b>56,701</b>	<b>21,400</b>	<b>453,395</b>
<b>ADD:2</b>					
<b>CALDWELL</b>					
Princeton Health and Rehab Center	2,305	17,491	3,009	12,919	35,724
<b>CALDWELL County Total:</b>	<b>2,305</b>	<b>17,491</b>	<b>3,009</b>	<b>12,919</b>	<b>35,724</b>
<b>CHRISTIAN</b>					
Bradford Heights Health and Rehab Center	4,334	26,024	2,176	1,103	33,637
Christian Health Center, Hopkinsville	5,966	21,727	1,355	9,095	38,143
Christian Heights Nursing and Rehabilitation Center	1,017	19,409	332	222	20,980
Covingtons Convalescent Center	0	0	0	0	0
Western State Nursing Facility	0	14,932	0	2,968	17,900
<b>CHRISTIAN County Total:</b>	<b>11,317</b>	<b>82,092</b>	<b>3,863</b>	<b>13,388</b>	<b>110,660</b>
<b>CRITTENDEN</b>					
Crittenden County Health and Rehabilitation Center	2,113	17,607	1,902	267	21,889
<b>CRITTENDEN County Total:</b>	<b>2,113</b>	<b>17,607</b>	<b>1,902</b>	<b>267</b>	<b>21,889</b>

**2025 ANNUAL KENTUCKY LONG TERM CARE UTILIZATION AND SERVICE REPORT**

**Table 8 - Payor Source- Nursing Facility Beds**

**Number of Patient Days by Primary Payor Source**

<b>ADD / Facility</b>	<b>Medicare</b>	<b>Medicaid</b>	<b>Private</b>	<b>Other</b>	<b>Total</b>
<b>HOPKINS</b>					
Baptist Health Deaconess Madisonville (LTC)	0	0	0	0	0
Brighton Cornerstone Health Care	1,109	10,144	1,125	107	12,485
Dawson Springs Health and Rehab Ctr	938	14,551	1,864	0	17,353
Joseph Eddie Ballard W. Kentucky Veterans Ctr.	373	11,266	8,894	9,138	29,671
Madisonville Health and Rehabilitation	4,254	24,469	1,411	440	30,574
Park Grove Nursing and Rehabilitation Center	3,534	15,524	2,114	0	21,172
Ridgewood Terrace Nursing Home	2,875	22,137	3,736	2,476	31,224
Tradewater Pointe	1,615	14,039	248	13	15,915
<b>HOPKINS County Total:</b>	<b>14,698</b>	<b>112,130</b>	<b>19,392</b>	<b>12,174</b>	<b>158,394</b>
<b>LIVINGSTON</b>					
Salem Springlake Health and Rehabilitation Center	1,349	13,327	3,787	1,247	19,710
<b>LIVINGSTON County Total:</b>	<b>1,349</b>	<b>13,327</b>	<b>3,787</b>	<b>1,247</b>	<b>19,710</b>
<b>LYON</b>					
Lake Barkley Health & Rehabilitation	2,133	14,055	1,912	0	18,100
Rivers Bend Retirement Community	2,238	7,014	3,431	479	13,162
<b>LYON County Total:</b>	<b>4,371</b>	<b>21,069</b>	<b>5,343</b>	<b>479</b>	<b>31,262</b>
<b>MUHLENBERG</b>					
Greenville Nursing and Rehabilitation	1,259	15,573	4,006	0	20,838
Maple Health and Rehabilitation	4,348	26,283	1,699	181	32,511
Owensboro Health Muhlenberg Community Hospital Long Term Care	1,858	8,722	2,016	0	12,596
<b>MUHLENBERG County Total:</b>	<b>7,465</b>	<b>50,578</b>	<b>7,721</b>	<b>181</b>	<b>65,945</b>

**2025 ANNUAL KENTUCKY LONG TERM CARE UTILIZATION AND SERVICE REPORT**

**Table 8 - Payor Source- Nursing Facility Beds**

**Number of Patient Days by Primary Payor Source**

<b>ADD / Facility</b>	<b>Medicare</b>	<b>Medicaid</b>	<b>Private</b>	<b>Other</b>	<b>Total</b>
<b>TODD</b>					
Elkton Nursing and Rehabilitation Center	2,104	17,091	294	30	19,519
<b>TODD County Total:</b>	<b>2,104</b>	<b>17,091</b>	<b>294</b>	<b>30</b>	<b>19,519</b>
<b>TRIGG</b>					
Shady Lawn Nursing and Rehabilitation Center	1,029	12,556	579	1,707	15,871
<b>TRIGG County Total:</b>	<b>1,029</b>	<b>12,556</b>	<b>579</b>	<b>1,707</b>	<b>15,871</b>
<b>ADD: 2 Total</b>	<b>46,751</b>	<b>343,941</b>	<b>45,890</b>	<b>42,392</b>	<b>478,974</b>
<b>ADD:3</b>					
<b>DAVIESS</b>					
Carmel Home	618	4,456	1,210	6,466	12,750
Chautauqua Health and Rehab	2,573	39,615	2,456	0	44,644
Hermitage Care and Rehabilitation Center	2,894	18,904	4,665	0	26,463
Signature Healthcare at Hillcrest	10,014	32,131	4,116	0	46,261
The Transitional Care Center of Owensboro	4,574	0	0	147	4,721
Twin Rivers Nursing and Rehab Center	2,234	32,772	902	396	36,304
Wellington Parc of Owensboro	460	13	4,591	1,774	6,838
<b>DAVIESS County Total:</b>	<b>23,367</b>	<b>127,891</b>	<b>17,940</b>	<b>8,783</b>	<b>177,981</b>
<b>HANCOCK</b>					
Heartland Villa Nursing and Rehabilitation Center	2,095	11,301	2,120	80	15,596
<b>HANCOCK County Total:</b>	<b>2,095</b>	<b>11,301</b>	<b>2,120</b>	<b>80</b>	<b>15,596</b>
<b>HENDERSON</b>					
Henderson Nursing and Rehabilitation Center	1,517	24,641	148	1,947	28,253
Redbanks	7,728	34,056	8,143	0	49,927
<b>HENDERSON County Total:</b>	<b>9,245</b>	<b>58,697</b>	<b>8,291</b>	<b>1,947</b>	<b>78,180</b>

**2025 ANNUAL KENTUCKY LONG TERM CARE UTILIZATION AND SERVICE REPORT**

**Table 8 - Payor Source- Nursing Facility Beds**

**Number of Patient Days by Primary Payor Source**

<b>ADD / Facility</b>	<b>Medicare</b>	<b>Medicaid</b>	<b>Private</b>	<b>Other</b>	<b>Total</b>
<b>MCLEAN</b>					
Riverside Care and Rehab Ctr.	2,906	20,754	1,819	0	25,479
<b>MCLEAN County Total:</b>	<b>2,906</b>	<b>20,754</b>	<b>1,819</b>	<b>0</b>	<b>25,479</b>
<b>OHIO</b>					
Beaver Dam Nursing and Rehab Center	2,110	16,596	1,275	136	20,117
Fordsville Nursing and Rehabilitation Center	539	20,613	497	270	21,919
Signature Healthcare of Hartford Rehab and Wellness	4,316	25,326	1,316	0	30,958
<b>OHIO County Total:</b>	<b>6,965</b>	<b>62,535</b>	<b>3,088</b>	<b>406</b>	<b>72,994</b>
<b>UNION</b>					
Breckinridge Place	378	3,456	1,752	66	5,652
Morganfield Nursing and Rehabilitation Center	1,190	16,582	622	512	18,906
<b>UNION County Total:</b>	<b>1,568</b>	<b>20,038</b>	<b>2,374</b>	<b>578</b>	<b>24,558</b>
<b>WEBSTER</b>					
Redbanks Colonial Terrace	1,589	21,529	2,974	1,168	27,260
<b>WEBSTER County Total:</b>	<b>1,589</b>	<b>21,529</b>	<b>2,974</b>	<b>1,168</b>	<b>27,260</b>
<b>ADD: 3 Total</b>	<b>47,735</b>	<b>322,745</b>	<b>38,606</b>	<b>12,962</b>	<b>422,048</b>
<b>ADD:4</b>					
<b>ALLEN</b>					
Cal Turner Rehab and Specialty Care	1,889	31,164	4,612	45	37,710
<b>ALLEN County Total:</b>	<b>1,889</b>	<b>31,164</b>	<b>4,612</b>	<b>45</b>	<b>37,710</b>
<b>BARREN</b>					
Barren County Nursing and Rehab	1,451	24,389	4,874	1,582	32,296
Glasgow State Nursing Facility	0	13,651	8,140	1,177	22,968
Glenview Health Care Facility	2,270	17,271	658	0	20,199

**2025 ANNUAL KENTUCKY LONG TERM CARE UTILIZATION AND SERVICE REPORT**

**Table 8 - Payor Source- Nursing Facility Beds**

**Number of Patient Days by Primary Payor Source**

<b>ADD / Facility</b>	<b>Medicare</b>	<b>Medicaid</b>	<b>Private</b>	<b>Other</b>	<b>Total</b>
NHC HealthCare, Glasgow	5,373	36,422	10,557	2,126	54,478
Signature Healthcare of Glasgow Rehab and Wellness Center	2,229	15,374	995	895	19,493
T.J. Samson Community Hospital Skilled Nursing Unit	2,440	0	0	160	2,600
<b>BARREN County Total:</b>	<b>13,763</b>	<b>107,107</b>	<b>25,224</b>	<b>5,940</b>	<b>152,034</b>
<b>BUTLER</b>					
Morgantown Care and Rehabilitation Center	3,653	36,944	1,123	485	42,205
<b>BUTLER County Total:</b>	<b>3,653</b>	<b>36,944</b>	<b>1,123</b>	<b>485</b>	<b>42,205</b>
<b>EDMONSON</b>					
Edmonson Nursing and Rehabilitation Center	2,232	21,132	2,663	0	26,027
<b>EDMONSON County Total:</b>	<b>2,232</b>	<b>21,132</b>	<b>2,663</b>	<b>0</b>	<b>26,027</b>
<b>HART</b>					
Signature Healthcare of Hart County	4,846	28,523	1,009	0	34,378
<b>HART County Total:</b>	<b>4,846</b>	<b>28,523</b>	<b>1,009</b>	<b>0</b>	<b>34,378</b>
<b>LOGAN</b>					
Auburn Nursing and Rehabilitation Center	1,456	15,921	1,473	413	19,263
Creekwood Place Nursing and Rehab Center	5,569	25,705	3,023	0	34,297
<b>LOGAN County Total:</b>	<b>7,025</b>	<b>41,626</b>	<b>4,496</b>	<b>413</b>	<b>53,560</b>
<b>METCALFE</b>					
Metcalfe Health Care Center	2,581	16,477	3,604	0	22,662
<b>METCALFE County Total:</b>	<b>2,581</b>	<b>16,477</b>	<b>3,604</b>	<b>0</b>	<b>22,662</b>
<b>MONROE</b>					
Signature HealthCare of Monroe County Rehab	5,040	21,525	1,106	0	27,671
<b>MONROE County Total:</b>	<b>5,040</b>	<b>21,525</b>	<b>1,106</b>	<b>0</b>	<b>27,671</b>

**2025 ANNUAL KENTUCKY LONG TERM CARE UTILIZATION AND SERVICE REPORT**

**Table 8 - Payor Source- Nursing Facility Beds**

**Number of Patient Days by Primary Payor Source**

<b>ADD / Facility</b>	<b>Medicare</b>	<b>Medicaid</b>	<b>Private</b>	<b>Other</b>	<b>Total</b>
<b>SIMPSON</b>					
Franklin-Simpson Nursing and Rehabilitation	1,067	25,743	2,001	279	29,090
<b>SIMPSON County Total:</b>	<b>1,067</b>	<b>25,743</b>	<b>2,001</b>	<b>279</b>	<b>29,090</b>
<b>WARREN</b>					
Bowling Green Nursing and Rehabilitation	3,234	15,712	1,234	1,071	21,251
Christian Health Center of Bowling Green	2,954	1,556	2,511	279	7,300
Colonial Nursing and Rehabilitation Center	87	1,004	206	168	1,465
Greenwood Rehabilitation and Healthcare Center	11,275	31,428	2,639	28	45,370
Hopkins Nursing and Rehabilitation Center	902	10,365	4,397	198	15,862
Signature Healthcare of Bowling Green	12,502	34,140	1,399	0	48,041
<b>WARREN County Total:</b>	<b>30,954</b>	<b>94,205</b>	<b>12,386</b>	<b>1,744</b>	<b>139,289</b>
<b>ADD: 4 Total</b>	<b>73,050</b>	<b>424,446</b>	<b>58,224</b>	<b>8,906</b>	<b>564,626</b>
<b>ADD:5</b>					
<b>BRECKINRIDGE</b>					
Breckinridge Memorial Nursing Facility	149	5,233	1,026	45	6,453
Hardinsburg Nursing and Rehabilitation	1,384	17,947	1,948	0	21,279
<b>BRECKINRIDGE County Total:</b>	<b>1,533</b>	<b>23,180</b>	<b>2,974</b>	<b>45</b>	<b>27,732</b>
<b>GRAYSON</b>					
Grayson Nursing and Rehab Center	3,119	19,803	2,196	118	25,236
Spring View Health and Rehab Center	9,628	11,539	2,011	1,268	24,446
<b>GRAYSON County Total:</b>	<b>12,747</b>	<b>31,342</b>	<b>4,207</b>	<b>1,386</b>	<b>49,682</b>
<b>HARDIN</b>					
Baptist Health Hardin (NF)	4,130	0	10	0	4,140
Elizabethtown Nursing and Rehab	2,397	17,358	387	0	20,142

**2025 ANNUAL KENTUCKY LONG TERM CARE UTILIZATION AND SERVICE REPORT**

**Table 8 - Payor Source- Nursing Facility Beds**

**Number of Patient Days by Primary Payor Source**

<b>ADD / Facility</b>	<b>Medicare</b>	<b>Medicaid</b>	<b>Private</b>	<b>Other</b>	<b>Total</b>
Helmwood Healthcare Ctr. and Elizabeth Sanford Swope Personal Care	1,373	12,569	4,308	0	18,250
Kensington Nursing and Rehabilitation Center	1,803	22,705	1,169	2,259	27,936
Radcliff Veterans Center	730	1,460	4,015	15,330	21,535
Signature Healthcare at North Hardin Rehab	4,851	29,707	2,185	7,317	44,060
Signature Healthcare of Elizabethtown	8,814	21,851	4,096	8,194	42,955
<b>HARDIN County Total:</b>	<b>24,098</b>	<b>105,650</b>	<b>16,170</b>	<b>33,100</b>	<b>179,018</b>
<b>LARUE</b>					
Sunrise Manor Nursing Home	5,153	37,145	3,948	0	46,246
<b>LARUE County Total:</b>	<b>5,153</b>	<b>37,145</b>	<b>3,948</b>	<b>0</b>	<b>46,246</b>
<b>MARION</b>					
Loretto Living Ctr. at Loretto Motherhouse Infirmary, Inc.	763	9,393	6,856	0	17,012
The Village of Lebanon II, LLC (NF)	1,861	11,633	3,017	83	16,594
<b>MARION County Total:</b>	<b>2,624</b>	<b>21,026</b>	<b>9,873</b>	<b>83</b>	<b>33,606</b>
<b>MEADE</b>					
Brandenburg Nursing and Rehabilitation	1,924	17,713	407	122	20,166
<b>MEADE County Total:</b>	<b>1,924</b>	<b>17,713</b>	<b>407</b>	<b>122</b>	<b>20,166</b>
<b>NELSON</b>					
Bardstown Health and Rehabilitation	960	16,234	129	2,191	19,514
Flaget Memorial Hospital NF	0	0	0	0	0
Signature Healthcare at Colonial Rehab	3,227	15,052	1,182	96	19,557
<b>NELSON County Total:</b>	<b>4,187</b>	<b>31,286</b>	<b>1,311</b>	<b>2,287</b>	<b>39,071</b>
<b>WASHINGTON</b>					
Sansbury Care Center	79	14,558	1,106	0	15,743
Springfield Nursing and Rehabilitation Center	1,746	20,271	1,202	5	23,224
<b>WASHINGTON County Total:</b>	<b>1,825</b>	<b>34,829</b>	<b>2,308</b>	<b>5</b>	<b>38,967</b>

**2025 ANNUAL KENTUCKY LONG TERM CARE UTILIZATION AND SERVICE REPORT**

**Table 8 - Payor Source- Nursing Facility Beds**

**Number of Patient Days by Primary Payor Source**

<b>ADD / Facility</b>	<b>Medicare</b>	<b>Medicaid</b>	<b>Private</b>	<b>Other</b>	<b>Total</b>
<b>ADD: 5 Total</b>	<b>54,091</b>	<b>302,171</b>	<b>41,198</b>	<b>37,028</b>	<b>434,488</b>
<b>ADD:6</b>					
<b>BULLITT</b>					
Green Meadows Health and Rehabilitation	6,073	23,709	4,718	41	34,541
Sanders Ridge Health Campus	4,458	7,750	4,734	1,673	18,615
<b>BULLITT County Total:</b>	<b>10,531</b>	<b>31,459</b>	<b>9,452</b>	<b>1,714</b>	<b>53,156</b>
<b>HENRY</b>					
New Castle Nursing and Rehab	1,301	15,886	920	764	18,871
<b>HENRY County Total:</b>	<b>1,301</b>	<b>15,886</b>	<b>920</b>	<b>764</b>	<b>18,871</b>
<b>JEFFERSON</b>					
Cherokee Park Rehabilitation	4,446	27,446	2,387	0	34,279
Chestnut Ridge Health & Rehab	1,141	25,649	623	0	27,413
Clifton Heights	1,200	29,225	1,193	4,463	36,081
Crescent Grove Memory and Personal Care Community and Sam Swope Center	5,594	17,732	20,048	3,437	46,811
Eastway Health and Rehabilitation	3,173	57,803	1,369	207	62,552
Essex Rehabilitation and Healthcare Center	6,397	32,856	2,479	0	41,732
Forest Springs Health Campus	8,206	4,448	5,466	1,256	19,376
Franciscan Health Care Center	15,005	11,313	4,676	31	31,025
Glen Ridge Health Campus	9,863	7,086	5,379	0	22,328
Highlands Nursing and Rehabilitation Center	1,412	48,850	2,671	851	53,784
Hillcreek Rehabilitation and Care	0	0	0	0	0
Home of the Innocents	0	27,072	0	0	27,072
Jeffersontown Rehabilitation	3,756	26,212	3,301	0	33,269
Kindred Hospital - Louisville (SNF)	785	12,734	1,825	0	15,344
Klondike Nursing and Rehabilitation Center	907	19,761	1,067	165	21,900
Little Sisters of the Poor	545	10,552	10	271	11,378

**2025 ANNUAL KENTUCKY LONG TERM CARE UTILIZATION AND SERVICE REPORT**

**Table 8 - Payor Source- Nursing Facility Beds**

**Number of Patient Days by Primary Payor Source**

<b>ADD / Facility</b>	<b>Medicare</b>	<b>Medicaid</b>	<b>Private</b>	<b>Other</b>	<b>Total</b>
Louisville East Post Acute	2,834	45,749	3,149	10,039	61,771
Lyndon Crossing	2,322	38,405	1,488	38	42,253
Nazareth Home	5,720	16,945	17,487	0	40,152
Nazareth Home Clifton	4,473	18,016	13,646	0	36,135
Park Terrace Health Campus	10,844	10,397	5,070	2,663	28,974
Parkwood Health and Rehabilitation	1,525	32,017	404	750	34,696
Regency Center	2,008	33,945	1,825	547	38,325
River Oaks Health and Rehabilitation	1,189	13,245	507	0	14,941
Rivers Edge Rehabilitation and Healthcare Center	1,853	29,547	2,431	5	33,836
Seneca Place	4,251	34,478	2,957	142	41,828
Signature Healthcare at Glenview	0	0	0	0	0
Signature Healthcare at Jefferson Manor Rehab	5,026	27,186	1,842	374	34,428
Signature Healthcare at Jefferson Place Rehab	11,422	8,978	7,775	2,758	30,933
Signature Healthcare at Meadowview Rehab	0	0	0	0	0
Signature Healthcare at Rockford Rehab	1,860	31,875	1,233	5,182	40,150
Signature Healthcare at Summerfield Rehab and Wellness	9,664	26,607	1,824	2,013	40,108
Signature Healthcare at U of L Mary and Elizabeth Hosp.	0	0	0	0	0
Signature Healthcare of East Louisville	8,434	31,569	1,928	0	41,931
Signature Healthcare of South Louisville	2,879	21,885	8,286	532	33,582
St. Matthews Transitional Care	0	0	0	0	0
Sycamore Heights Health and Rehab	2,037	16,857	448	10,495	29,837
The Episcopal Church Home	2,920	730	5,475	0	9,125
The Springs at Stony Brook	4,560	6,242	4,761	2,276	17,839
The Willows at Springhurst	8,049	9,000	749	0	17,798
Treyton Oaks Towers	2,798	10,283	4,852	14	17,947

**2025 ANNUAL KENTUCKY LONG TERM CARE UTILIZATION AND SERVICE REPORT**

**Table 8 - Payor Source- Nursing Facility Beds**

**Number of Patient Days by Primary Payor Source**

<b>ADD / Facility</b>	<b>Medicare</b>	<b>Medicaid</b>	<b>Private</b>	<b>Other</b>	<b>Total</b>
Valhalla Post Acute	9,656	40,503	5,513	0	55,672
Wesley Manor	316	19,174	3,131	36	22,657
Westminster Terrace	0	0	0	0	0
Westport Place Health Campus	12,418	2,469	5,383	10	20,280
<b>JEFFERSON County Total:</b>	<b>181,488</b>	<b>884,841</b>	<b>154,658</b>	<b>48,555</b>	<b>1,269,542</b>
<b>OLDHAM</b>					
Friendship Health and Rehab	0	0	0	0	0
Richwood Nursing and Rehab	2,902	32,333	1,740	2,899	39,874
The Springs at Oldham Reserve	7,539	3,056	5,877	0	16,472
<b>OLDHAM County Total:</b>	<b>10,441</b>	<b>35,389</b>	<b>7,617</b>	<b>2,899</b>	<b>56,346</b>
<b>SHELBY</b>					
Crestview Center	2,008	14,535	2,305	1,725	20,573
Maple Grove Senior Living LLC	2,437	18,615	5,236	2,129	28,417
<b>SHELBY County Total:</b>	<b>4,445</b>	<b>33,150</b>	<b>7,541</b>	<b>3,854</b>	<b>48,990</b>
<b>SPENCER</b>					
Signature Healthcare of Spencer County	1,708	25,968	5,133	146	32,955
<b>SPENCER County Total:</b>	<b>1,708</b>	<b>25,968</b>	<b>5,133</b>	<b>146</b>	<b>32,955</b>
<b>TRIMBLE</b>					
Bedford Springs Health and Rehabilitation	1,227	16,200	671	156	18,254
<b>TRIMBLE County Total:</b>	<b>1,227</b>	<b>16,200</b>	<b>671</b>	<b>156</b>	<b>18,254</b>
<b>ADD: 6 Total</b>	<b>211,141</b>	<b>1,042,893</b>	<b>185,992</b>	<b>58,088</b>	<b>1,498,114</b>

**ADD:7**

**BOONE**

Belmont Terrace Nursing and Rehabilitation Center	3,009	39,047	380	0	42,436
Boonespring Transitional Care Center	9,793	32,936	7,671	344	50,744

**2025 ANNUAL KENTUCKY LONG TERM CARE UTILIZATION AND SERVICE REPORT**

**Table 8 - Payor Source- Nursing Facility Beds**

**Number of Patient Days by Primary Payor Source**

<b>ADD / Facility</b>	<b>Medicare</b>	<b>Medicaid</b>	<b>Private</b>	<b>Other</b>	<b>Total</b>
Florence Park Care Center	1,095	43,800	1,825	365	47,085
<b>BOONE County Total:</b>	<b>13,897</b>	<b>115,783</b>	<b>9,876</b>	<b>709</b>	<b>140,265</b>
<b>CAMPBELL</b>					
Carmel Manor	3,679	22,075	2,453	2,453	30,660
Coldspring Transitional Care Center	4,258	32,165	6,309	7,585	50,317
Highlandspring of Ft. Thomas	2,790	31,229	9,464	5,427	48,910
St. Elizabeth Ft. Thomas SNF	1,789	0	3,321	0	5,110
The Seasons at Alexandria	7,419	18,063	12,446	0	37,928
<b>CAMPBELL County Total:</b>	<b>19,935</b>	<b>103,532</b>	<b>33,993</b>	<b>15,465</b>	<b>172,925</b>
<b>CARROLL</b>					
Signature Healthcare of Carrollton Rehab	1,746	21,727	1,332	0	24,805
<b>CARROLL County Total:</b>	<b>1,746</b>	<b>21,727</b>	<b>1,332</b>	<b>0</b>	<b>24,805</b>
<b>GALLATIN</b>					
Gallatin Nursing and Rehab	2,632	34,812	2,585	8	40,037
<b>GALLATIN County Total:</b>	<b>2,632</b>	<b>34,812</b>	<b>2,585</b>	<b>8</b>	<b>40,037</b>
<b>GRANT</b>					
Grant Healthcare and Rehabilitation	1,234	29,020	828	2,680	33,762
<b>GRANT County Total:</b>	<b>1,234</b>	<b>29,020</b>	<b>828</b>	<b>2,680</b>	<b>33,762</b>
<b>KENTON</b>					
Emerald Trace	9,249	0	7,708	0	16,957
Madonna Manor	5,750	6,527	7,706	194	20,177
Rosedale Green	1,298	44,720	13,752	0	59,770
St. Elizabeth Edgewood SNF	3,329	0	0	5,431	8,760
The Pavilion at Kenton	2,555	23,153	365	1,825	27,898
Village Care Center	2,643	25,246	4,219	0	32,108

**2025 ANNUAL KENTUCKY LONG TERM CARE UTILIZATION AND SERVICE REPORT**

**Table 8 - Payor Source- Nursing Facility Beds**

**Number of Patient Days by Primary Payor Source**

<b>ADD / Facility</b>	<b>Medicare</b>	<b>Medicaid</b>	<b>Private</b>	<b>Other</b>	<b>Total</b>
Villaspring of Erlanger	2,567	33,726	4,948	6,421	47,662
Woodcrest Nursing and Rehabilitation Center	2,202	34,572	1,512	3,594	41,880
<b>KENTON County Total:</b>	<b>29,593</b>	<b>167,944</b>	<b>40,210</b>	<b>17,465</b>	<b>255,212</b>
<b>OWEN</b>					
Owenton Healthcare and Rehabilitation	1,554	28,036	1,250	27	30,867
<b>OWEN County Total:</b>	<b>1,554</b>	<b>28,036</b>	<b>1,250</b>	<b>27</b>	<b>30,867</b>
<b>PENDLETON</b>					
River Valley Nursing Home	1,560	14,794	2,917	979	20,250
<b>PENDLETON County Total:</b>	<b>1,560</b>	<b>14,794</b>	<b>2,917</b>	<b>979</b>	<b>20,250</b>
<b>ADD: 7 Total</b>	<b>72,151</b>	<b>515,648</b>	<b>92,991</b>	<b>37,333</b>	<b>718,123</b>
<b>ADD:8</b>					
<b>BRACKEN</b>					
Perkins Country Manor	1,739	7,695	665	4	10,103
<b>BRACKEN County Total:</b>	<b>1,739</b>	<b>7,695</b>	<b>665</b>	<b>4</b>	<b>10,103</b>
<b>FLEMING</b>					
Pioneer Trace Nursing Home	2,426	24,816	1,741	0	28,983
<b>FLEMING County Total:</b>	<b>2,426</b>	<b>24,816</b>	<b>1,741</b>	<b>0</b>	<b>28,983</b>
<b>LEWIS</b>					
Vanceburg Hills	1,129	28,209	1,140	1,515	31,993
<b>LEWIS County Total:</b>	<b>1,129</b>	<b>28,209</b>	<b>1,140</b>	<b>1,515</b>	<b>31,993</b>
<b>MASON</b>					
Maysville Nursing and Rehabilitation Facility	2,987	31,680	4,595	4,235	43,497
<b>MASON County Total:</b>	<b>2,987</b>	<b>31,680</b>	<b>4,595</b>	<b>4,235</b>	<b>43,497</b>

**2025 ANNUAL KENTUCKY LONG TERM CARE UTILIZATION AND SERVICE REPORT**

**Table 8 - Payor Source- Nursing Facility Beds**

**Number of Patient Days by Primary Payor Source**

<b>ADD / Facility</b>	<b>Medicare</b>	<b>Medicaid</b>	<b>Private</b>	<b>Other</b>	<b>Total</b>
<b>ROBERTSON</b>					
Robertson County Health Care Facility	1,403	15,170	3,925	0	20,498
<b>ROBERTSON County Total:</b>	<b>1,403</b>	<b>15,170</b>	<b>3,925</b>	<b>0</b>	<b>20,498</b>
<b>ADD: 8 Total</b>	<b>9,684</b>	<b>107,570</b>	<b>12,066</b>	<b>5,754</b>	<b>135,074</b>
<b>ADD:9</b>					
<b>BATH</b>					
Ridgeway Nursing and Rehabilitation	3,264	26,025	3,138	273	32,700
<b>BATH County Total:</b>	<b>3,264</b>	<b>26,025</b>	<b>3,138</b>	<b>273</b>	<b>32,700</b>
<b>MENIFEE</b>					
Menifee Meadows Nursing and Rehab LLC	1,588	16,275	2,515	0	20,378
<b>MENIFEE County Total:</b>	<b>1,588</b>	<b>16,275</b>	<b>2,515</b>	<b>0</b>	<b>20,378</b>
<b>MONTGOMERY</b>					
Mt. Sterling Health & Rehab, LLC	7,478	30,237	7,085	0	44,800
<b>MONTGOMERY County Total:</b>	<b>7,478</b>	<b>30,237</b>	<b>7,085</b>	<b>0</b>	<b>44,800</b>
<b>MORGAN</b>					
West Liberty Nursing and Rehabilitation Center	1,583	14,148	1,128	661	17,520
<b>MORGAN County Total:</b>	<b>1,583</b>	<b>14,148</b>	<b>1,128</b>	<b>661</b>	<b>17,520</b>
<b>ROWAN</b>					
Life Care Center of Morehead	3,847	25,351	2,991	67	32,256
St. Claire Medical Center TCU	0	0	0	0	0
<b>ROWAN County Total:</b>	<b>3,847</b>	<b>25,351</b>	<b>2,991</b>	<b>67</b>	<b>32,256</b>
<b>ADD: 9 Total</b>	<b>17,760</b>	<b>112,036</b>	<b>16,857</b>	<b>1,001</b>	<b>147,654</b>

**2025 ANNUAL KENTUCKY LONG TERM CARE UTILIZATION AND SERVICE REPORT**

**Table 8 - Payor Source- Nursing Facility Beds**

**Number of Patient Days by Primary Payor Source**

<b>ADD / Facility</b>	<b>Medicare</b>	<b>Medicaid</b>	<b>Private</b>	<b>Other</b>	<b>Total</b>
<b>ADD:10</b>					
<b>BOYD</b>					
Boyd Nursing and Rehabilitation Center	741	17,018	714	2,204	20,677
Kings Daughters Rehab and Skilled Nursing Facility	0	0	0	0	0
Kingsbrook Lifecare Center	10,559	26,406	9,473	0	46,438
Woodland Oaks	7,880	25,844	5,216	87	39,027
<b>BOYD County Total:</b>	<b>19,180</b>	<b>69,268</b>	<b>15,403</b>	<b>2,291</b>	<b>106,142</b>
<b>CARTER</b>					
Carter Nursing and Rehabilitation Center	5,256	34,819	1,455	0	41,530
<b>CARTER County Total:</b>	<b>5,256</b>	<b>34,819</b>	<b>1,455</b>	<b>0</b>	<b>41,530</b>
<b>ELLIOTT</b>					
Elliott Nursing and Rehabilitation Center	904	22,641	1,812	1,173	26,530
<b>ELLIOTT County Total:</b>	<b>904</b>	<b>22,641</b>	<b>1,812</b>	<b>1,173</b>	<b>26,530</b>
<b>GREENUP</b>					
Oakmont Manor	7,703	20,247	1,596	231	29,777
South Shore Nursing and Rehabilitation Center	1,110	16,905	1,414	1,057	20,486
Wurtland Nursing and Rehabilitation Center	3,452	34,247	2,144	1,512	41,355
<b>GREENUP County Total:</b>	<b>12,265</b>	<b>71,399</b>	<b>5,154</b>	<b>2,800</b>	<b>91,618</b>
<b>LAWRENCE</b>					
Jordan Rehabilitation and Healthcare Center	1,720	26,074	2,174	1,595	31,563
<b>LAWRENCE County Total:</b>	<b>1,720</b>	<b>26,074</b>	<b>2,174</b>	<b>1,595</b>	<b>31,563</b>
<b>ADD: 10 Total</b>	<b>39,325</b>	<b>224,201</b>	<b>25,998</b>	<b>7,859</b>	<b>297,383</b>

**ADD:11**

<b>FLOYD</b>					
Highlands ARH Regional Medical Center (NF)	0	0	0	0	0

**2025 ANNUAL KENTUCKY LONG TERM CARE UTILIZATION AND SERVICE REPORT**

**Table 8 - Payor Source- Nursing Facility Beds**

**Number of Patient Days by Primary Payor Source**

<b>ADD / Facility</b>	<b>Medicare</b>	<b>Medicaid</b>	<b>Private</b>	<b>Other</b>	<b>Total</b>
Prestonsburg Health Care Center	1,223	10,281	944	5,752	18,200
Riverview Health Care Center	7,153	29,443	1,103	0	37,699
<b>FLOYD County Total:</b>	<b>8,376</b>	<b>39,724</b>	<b>2,047</b>	<b>5,752</b>	<b>55,899</b>
<b>JOHNSON</b>					
Mountain Manor of Paintsville	3,720	31,485	4,764	2,205	42,174
<b>JOHNSON County Total:</b>	<b>3,720</b>	<b>31,485</b>	<b>4,764</b>	<b>2,205</b>	<b>42,174</b>
<b>MAGOFFIN</b>					
Salyersville Nursing and Rehabilitation Center	2,180	37,991	446	0	40,617
<b>MAGOFFIN County Total:</b>	<b>2,180</b>	<b>37,991</b>	<b>446</b>	<b>0</b>	<b>40,617</b>
<b>MARTIN</b>					
Martin County Health Care Facility	2,084	17,240	2,085	661	22,070
<b>MARTIN County Total:</b>	<b>2,084</b>	<b>17,240</b>	<b>2,085</b>	<b>661</b>	<b>22,070</b>
<b>PIKE</b>					
Elkhorn Health and Rehabilitation	2,233	30,866	1,108	2,639	36,846
Good Shepherd Community Nursing Center	3,293	28,164	801	803	33,061
Parkview Post-Acute and Rehabilitation Center	0	0	0	0	0
Pikeville Nursing and Rehab Center	3,346	24,938	1,387	4,193	33,864
Tug Valley ARH Skilled Nursing Facility	1,249	6,001	29	0	7,279
<b>PIKE County Total:</b>	<b>10,121</b>	<b>89,969</b>	<b>3,325</b>	<b>7,635</b>	<b>111,050</b>
<b>ADD: 11 Total</b>	<b>26,481</b>	<b>216,409</b>	<b>12,667</b>	<b>16,253</b>	<b>271,810</b>
<b>ADD:12</b>					
<b>BREATHITT</b>					
Breathitt Health and Rehabilitation	1,600	20,309	911	231	23,051
<b>BREATHITT County Total:</b>	<b>1,600</b>	<b>20,309</b>	<b>911</b>	<b>231</b>	<b>23,051</b>

**2025 ANNUAL KENTUCKY LONG TERM CARE UTILIZATION AND SERVICE REPORT**

**Table 8 - Payor Source- Nursing Facility Beds**

**Number of Patient Days by Primary Payor Source**

<b>ADD / Facility</b>	<b>Medicare</b>	<b>Medicaid</b>	<b>Private</b>	<b>Other</b>	<b>Total</b>
<b>KNOTT</b>					
Knott County Health and Rehabilitation Center	1,569	26,865	2,522	976	31,932
<b>KNOTT County Total:</b>	<b>1,569</b>	<b>26,865</b>	<b>2,522</b>	<b>976</b>	<b>31,932</b>
<b>LEE</b>					
Lee County Care and Rehabilitation Center	3,451	33,649	753	0	37,853
<b>LEE County Total:</b>	<b>3,451</b>	<b>33,649</b>	<b>753</b>	<b>0</b>	<b>37,853</b>
<b>LESLIE</b>					
Hyden Health and Rehabilitation Center	1,272	28,468	1,347	832	31,919
<b>LESLIE County Total:</b>	<b>1,272</b>	<b>28,468</b>	<b>1,347</b>	<b>832</b>	<b>31,919</b>
<b>LETCHER</b>					
Letcher Manor	4,616	36,195	2,651	0	43,462
<b>LETCHER County Total:</b>	<b>4,616</b>	<b>36,195</b>	<b>2,651</b>	<b>0</b>	<b>43,462</b>
<b>OWSLEY</b>					
Owsley County Health Care Center	1,302	28,104	403	7	29,816
<b>OWSLEY County Total:</b>	<b>1,302</b>	<b>28,104</b>	<b>403</b>	<b>7</b>	<b>29,816</b>
<b>PERRY</b>					
Hazard Health and Rehabilitation Center	3,352	59,248	4,545	0	67,145
Paul E Patton Eastern Ky Veterans Center	70	11,512	9,652	13,587	34,821
<b>PERRY County Total:</b>	<b>3,422</b>	<b>70,760</b>	<b>14,197</b>	<b>13,587</b>	<b>101,966</b>
<b>WOLFE</b>					
Wolfe County Health and Rehabilitation Center	1,521	27,797	2,484	1,799	33,601
<b>WOLFE County Total:</b>	<b>1,521</b>	<b>27,797</b>	<b>2,484</b>	<b>1,799</b>	<b>33,601</b>
<b>ADD: 12 Total</b>	<b>18,753</b>	<b>272,147</b>	<b>25,268</b>	<b>17,432</b>	<b>333,600</b>

**2025 ANNUAL KENTUCKY LONG TERM CARE UTILIZATION AND SERVICE REPORT**

**Table 8 - Payor Source- Nursing Facility Beds**

**Number of Patient Days by Primary Payor Source**

<b>ADD / Facility</b>	<b>Medicare</b>	<b>Medicaid</b>	<b>Private</b>	<b>Other</b>	<b>Total</b>
<b>ADD:13</b>					
<b>BELL</b>					
Middlesboro Nursing and Rehab	4,283	25,094	4,342	0	33,719
Mountain View Rehabilitation and Healthcare Center	1,556	16,682	584	755	19,577
Pineville Community Hospital LTC	0	0	0	0	0
<b>BELL County Total:</b>	<b>5,839</b>	<b>41,776</b>	<b>4,926</b>	<b>755</b>	<b>53,296</b>
<b>CLAY</b>					
Landmark of Laurel Creek Rehab and Nursing	3,449	27,477	826	1,105	32,857
<b>CLAY County Total:</b>	<b>3,449</b>	<b>27,477</b>	<b>826</b>	<b>1,105</b>	<b>32,857</b>
<b>HARLAN</b>					
Harlan Health and Rehabilitation Center	2,714	40,965	1,825	0	45,504
Tri Cities Rehabilitation and Healthcare Center	3,327	18,091	1,681	49	23,148
<b>HARLAN County Total:</b>	<b>6,041</b>	<b>59,056</b>	<b>3,506</b>	<b>49</b>	<b>68,652</b>
<b>JACKSON</b>					
Signature HealthCare at Jackson Manor	3,415	13,807	264	124	17,610
<b>JACKSON County Total:</b>	<b>3,415</b>	<b>13,807</b>	<b>264</b>	<b>124</b>	<b>17,610</b>
<b>KNOX</b>					
Barbourville Health and Rehabilitation Center	1,825	37,109	2,540	1,092	42,566
Christian Health Center - Corbin	2,776	27,780	2,608	0	33,164
<b>KNOX County Total:</b>	<b>4,601</b>	<b>64,889</b>	<b>5,148</b>	<b>1,092</b>	<b>75,730</b>
<b>LAUREL</b>					
Hillcrest Health and Rehabilitation Center	3,152	30,316	2,179	0	35,647
Laurel Heights Home for the Elderly	1,743	40,687	6,670	1,966	51,066
<b>LAUREL County Total:</b>	<b>4,895</b>	<b>71,003</b>	<b>8,849</b>	<b>1,966</b>	<b>86,713</b>

## 2025 ANNUAL KENTUCKY LONG TERM CARE UTILIZATION AND SERVICE REPORT

### Table 8 - Payor Source- Nursing Facility Beds

Number of Patient Days by Primary Payor Source

ADD / Facility	Medicare	Medicaid	Private	Other	Total
<b>ROCKCASTLE</b>					
Rockcastle Health and Rehabilitation Center	4,348	28,204	1,783	44	34,379
Rockcastle Regional Hospital and Respiratory Care	3,191	37,956	21	766	41,934
<b>ROCKCASTLE County Total:</b>	<b>7,539</b>	<b>66,160</b>	<b>1,804</b>	<b>810</b>	<b>76,313</b>
<b>WHITLEY</b>					
Corbin Health and Rehabilitation Center	2,093	26,995	1,187	0	30,275
The Heritage	2,827	20,110	3,728	2,626	29,291
Williamsburg Health and Rehabilitation Center	2,080	27,759	6,819	1,405	38,063
<b>WHITLEY County Total:</b>	<b>7,000</b>	<b>74,864</b>	<b>11,734</b>	<b>4,031</b>	<b>97,629</b>
<b>ADD: 13 Total</b>	<b>42,779</b>	<b>419,032</b>	<b>37,057</b>	<b>9,932</b>	<b>508,800</b>
<b>ADD:14</b>					
<b>ADAIR</b>					
Signature Healthcare at Summit Manor Rehab	5,254	23,558	2,139	0	30,951
<b>ADAIR County Total:</b>	<b>5,254</b>	<b>23,558</b>	<b>2,139</b>	<b>0</b>	<b>30,951</b>
<b>CASEY</b>					
Liberty Care and Rehabilitation Center	3,987	25,001	1,499	75	30,562
<b>CASEY County Total:</b>	<b>3,987</b>	<b>25,001</b>	<b>1,499</b>	<b>75</b>	<b>30,562</b>
<b>CLINTON</b>					
Clinton County Care and Rehabilitation Center	2,405	13,938	908	1	17,252
<b>CLINTON County Total:</b>	<b>2,405</b>	<b>13,938</b>	<b>908</b>	<b>1</b>	<b>17,252</b>
<b>CUMBERLAND</b>					
Cumberland Valley Nursing and Rehabilitation Center	2,142	23,722	2,699	0	28,563
<b>CUMBERLAND County Total:</b>	<b>2,142</b>	<b>23,722</b>	<b>2,699</b>	<b>0</b>	<b>28,563</b>

**2025 ANNUAL KENTUCKY LONG TERM CARE UTILIZATION AND SERVICE REPORT**

**Table 8 - Payor Source- Nursing Facility Beds**

**Number of Patient Days by Primary Payor Source**

<b>ADD / Facility</b>	<b>Medicare</b>	<b>Medicaid</b>	<b>Private</b>	<b>Other</b>	<b>Total</b>
<b>GREEN</b>					
Green River Trails	2,322	33,500	1,411	291	37,524
McDowell Skilled Nursing Facility	0	0	0	0	0
<b>GREEN County Total:</b>	<b>2,322</b>	<b>33,500</b>	<b>1,411</b>	<b>291</b>	<b>37,524</b>
<b>MCCREARY</b>					
Signature Healthcare of McCreary County Rehab	4,127	13,945	1,158	85	19,315
<b>MCCREARY County Total:</b>	<b>4,127</b>	<b>13,945</b>	<b>1,158</b>	<b>85</b>	<b>19,315</b>
<b>PULASKI</b>					
Cumberland Nursing and Rehabilitation Center	1,947	25,269	5,233	0	32,449
Lake Cumberland Regional Hospital SCU	1,201	0	2,172	0	3,373
Somerset Nursing and Rehabilitation Facility	7,378	31,764	4,001	0	43,143
Somerwoods Rehabilitation and Healthcare Center	5,523	31,324	2,601	0	39,448
<b>PULASKI County Total:</b>	<b>16,049</b>	<b>88,357</b>	<b>14,007</b>	<b>0</b>	<b>118,413</b>
<b>RUSSELL</b>					
Fair Oaks Health Systems	8,501	23,529	4,378	0	36,408
<b>RUSSELL County Total:</b>	<b>8,501</b>	<b>23,529</b>	<b>4,378</b>	<b>0</b>	<b>36,408</b>
<b>TAYLOR</b>					
Campbellsville Nursing and Rehabilitation	2,161	17,722	1,253	1,125	22,261
Grandview Nursing and Rehabilitation Facility	6,060	18,237	3,075	1,215	28,587
<b>TAYLOR County Total:</b>	<b>8,221</b>	<b>35,959</b>	<b>4,328</b>	<b>2,340</b>	<b>50,848</b>
<b>WAYNE</b>					
Mountain Ridge Health and Rehabilitation	603	14,177	864	5,125	20,769
<b>WAYNE County Total:</b>	<b>603</b>	<b>14,177</b>	<b>864</b>	<b>5,125</b>	<b>20,769</b>
<b>ADD: 14 Total</b>	<b>53,611</b>	<b>295,686</b>	<b>33,391</b>	<b>7,917</b>	<b>390,605</b>

**2025 ANNUAL KENTUCKY LONG TERM CARE UTILIZATION AND SERVICE REPORT**

**Table 8 - Payor Source- Nursing Facility Beds**

**Number of Patient Days by Primary Payor Source**

<b>ADD / Facility</b>	<b>Medicare</b>	<b>Medicaid</b>	<b>Private</b>	<b>Other</b>	<b>Total</b>
<b>ADD:15</b>					
<b>ANDERSON</b>					
Signature Healthcare at Heritage Hall Rehab	3,314	22,264	3,042	1,913	30,533
<b>ANDERSON County Total:</b>	<b>3,314</b>	<b>22,264</b>	<b>3,042</b>	<b>1,913</b>	<b>30,533</b>
<b>BOURBON</b>					
Bourbon Heights	2,753	20,086	6,164	0	29,003
<b>BOURBON County Total:</b>	<b>2,753</b>	<b>20,086</b>	<b>6,164</b>	<b>0</b>	<b>29,003</b>
<b>BOYLE</b>					
Danville Center for Health	4,404	25,054	2,572	7	32,037
Henson Park Health and Rehabilitation	2,055	23,040	3,120	0	28,215
<b>BOYLE County Total:</b>	<b>6,459</b>	<b>48,094</b>	<b>5,692</b>	<b>7</b>	<b>60,252</b>
<b>CLARK</b>					
Clark Regional Medical Center Transitional Care Unit	0	0	0	0	0
Fountain Circle Care and Rehab Center	6,081	40,172	1,716	142	48,111
<b>CLARK County Total:</b>	<b>6,081</b>	<b>40,172</b>	<b>1,716</b>	<b>142</b>	<b>48,111</b>
<b>ESTILL</b>					
Irvine Nursing and Rehabilitation	3,378	25,012	1,242	88	29,720
<b>ESTILL County Total:</b>	<b>3,378</b>	<b>25,012</b>	<b>1,242</b>	<b>88</b>	<b>29,720</b>
<b>FAYETTE</b>					
Bluegrass Care and Rehabilitation Center	2,935	29,783	1,103	7,117	40,938
Cambridge Nursing and Rehabilitation Center	2,113	31,063	3,289	2,091	38,556
Cardinal Hill Rehab Unit	10,927	0	0	535	11,462
Hartland Park Health and Rehabilitation	3,741	36,953	6,661	3,380	50,735
Homestead Post Acute	5,089	35,075	831	5,601	46,596
Lexington Country Place	2,446	10,237	16,327	1,694	30,704

**2025 ANNUAL KENTUCKY LONG TERM CARE UTILIZATION AND SERVICE REPORT**

**Table 8 - Payor Source- Nursing Facility Beds**

**Number of Patient Days by Primary Payor Source**

<b>ADD / Facility</b>	<b>Medicare</b>	<b>Medicaid</b>	<b>Private</b>	<b>Other</b>	<b>Total</b>
Lexington Premier Nursing and Rehab, LLC	5,458	30,875	4,728	114	41,175
Mayfair Manor	8,941	17,958	3,574	88	30,561
Pine Meadows Post Acute	4,508	33,216	1,559	2,897	42,180
Sayre Christian Village Nursing Home	4,805	33,300	12,139	5,601	55,845
Signature Healthcare at Tanbark Rehab	0	0	0	0	0
The Willows at Citation	6,994	3,507	7,019	0	17,520
The Willows at Fritz Farm	6,907	3,363	7,912	21	18,203
The Willows at Hamburg	6,377	4,916	6,913	0	18,206
<b>FAYETTE County Total:</b>	<b>71,241</b>	<b>270,246</b>	<b>72,055</b>	<b>29,139</b>	<b>442,681</b>
<b>FRANKLIN</b>					
Bradford Square Center	2,460	27,481	1,397	2,022	0
Frankfort Trails	4,757	24,546	2,690	0	31,993
<b>FRANKLIN County Total:</b>	<b>7,217</b>	<b>52,027</b>	<b>4,087</b>	<b>2,022</b>	<b>31,993</b>
<b>GARRARD</b>					
Landmark of Lancaster Rehabilitation and Nursing	1,613	23,900	3,734	4,067	33,314
<b>GARRARD County Total:</b>	<b>1,613</b>	<b>23,900</b>	<b>3,734</b>	<b>4,067</b>	<b>33,314</b>
<b>HARRISON</b>					
Cedar Ridge Health Campus	4,433	7,350	4,675	18	16,476
Edgemont Healthcare	778	22,387	874	0	24,039
Harrison Nursing and Rehabilitation Center	695	14,869	1,229	1,175	17,968
<b>HARRISON County Total:</b>	<b>5,906</b>	<b>44,606</b>	<b>6,778</b>	<b>1,193</b>	<b>58,483</b>
<b>JESSAMINE</b>					
Nicholasville Nursing and Rehabilitation	799	18,565	3,567	1,428	24,359
Thomson Hood Veterans Center	490	12,953	24,486	13,662	51,591
<b>JESSAMINE County Total:</b>	<b>1,289</b>	<b>31,518</b>	<b>28,053</b>	<b>15,090</b>	<b>75,950</b>

**2025 ANNUAL KENTUCKY LONG TERM CARE UTILIZATION AND SERVICE REPORT**

**Table 8 - Payor Source- Nursing Facility Beds**

**Number of Patient Days by Primary Payor Source**

<b>ADD / Facility</b>	<b>Medicare</b>	<b>Medicaid</b>	<b>Private</b>	<b>Other</b>	<b>Total</b>
<b>LINCOLN</b>					
Stanford Crossing	2,380	32,916	2,552	4,898	42,746
<b>LINCOLN County Total:</b>	<b>2,380</b>	<b>32,916</b>	<b>2,552</b>	<b>4,898</b>	<b>42,746</b>
<b>MADISON</b>					
Berea Health and Rehabilitation	1,416	23,586	1,874	1,728	28,604
Kenwood Health and Rehabilitation Center	4,921	22,965	2,203	2,006	32,095
Madison Health and Rehabilitation Center	2,122	28,505	1,053	12	31,692
Telford Terrace	1,815	1,835	3,882	0	7,532
The Terrace Nursing and Rehabilitation	2,749	24,053	6,226	2,320	35,348
<b>MADISON County Total:</b>	<b>13,023</b>	<b>100,944</b>	<b>15,238</b>	<b>6,066</b>	<b>135,271</b>
<b>MERCER</b>					
Harrodsburg Health and Rehab Ctr.	3,095	27,774	1,674	1,437	33,980
The Willows at Harrodsburg	3,594	4,306	5,240	0	13,140
<b>MERCER County Total:</b>	<b>6,689</b>	<b>32,080</b>	<b>6,914</b>	<b>1,437</b>	<b>47,120</b>
<b>NICHOLAS</b>					
Willowbrook Healthcare	463	2,594	1,116	201	4,374
<b>NICHOLAS County Total:</b>	<b>463</b>	<b>2,594</b>	<b>1,116</b>	<b>201</b>	<b>4,374</b>
<b>POWELL</b>					
Stanton Nursing and Rehabilitation Center	1,807	23,350	2,271	94	27,522
<b>POWELL County Total:</b>	<b>1,807</b>	<b>23,350</b>	<b>2,271</b>	<b>94</b>	<b>27,522</b>
<b>SCOTT</b>					
Dover Nursing and Rehabilitation	1,682	24,911	1,797	0	28,390
Signature Healthcare of Georgetown	6,252	14,674	1,750	54	22,730
<b>SCOTT County Total:</b>	<b>7,934</b>	<b>39,585</b>	<b>3,547</b>	<b>54</b>	<b>51,120</b>

**2025 ANNUAL KENTUCKY LONG TERM CARE UTILIZATION AND SERVICE REPORT**

**Table 8 - Payor Source- Nursing Facility Beds**

**Number of Patient Days by Primary Payor Source**

<b>ADD / Facility</b>	<b>Medicare</b>	<b>Medicaid</b>	<b>Private</b>	<b>Other</b>	<b>Total</b>
WOODFORD					
The Homeplace at Midway	475	2,295	3,839	0	6,609
<b>WOODFORD County Total:</b>	<b>475</b>	<b>2,295</b>	<b>3,839</b>	<b>0</b>	<b>6,609</b>
<b>ADD: 15 Total</b>	<b>142,022</b>	<b>811,689</b>	<b>168,040</b>	<b>66,411</b>	<b>1,154,802</b>
<b>Statewide Total</b>	<b>920,840</b>	<b>5,720,402</b>	<b>850,946</b>	<b>350,668</b>	<b>7,809,496</b>

**2025 ANNUAL KENTUCKY LONG TERM CARE UTILIZATION AND SERVICE REPORT**

**Table 9 - Payor Source- Personal Care Beds**

**Number of Patient Days by Primary Payor Source**

<b>ADD / Facility</b>	<b>Private</b>	<b>Other</b>	<b>Total</b>
<b>ADD:1</b>			
<b>CARLISLE</b>			
Countryside Center	0	2,742	2,742
<b>CARLISLE County Total:</b>	<b>0</b>	<b>2,742</b>	<b>2,742</b>
<b>GRAVES</b>			
Fern Terrace of Mayfield	3	46,316	46,319
<b>GRAVES County Total:</b>	<b>3</b>	<b>46,316</b>	<b>46,319</b>
<b>HICKMAN</b>			
Clinton Hickman County Nursing Facility	899	649	1,548
Clinton Place	3,515	0	3,515
<b>HICKMAN County Total:</b>	<b>4,414</b>	<b>649</b>	<b>5,063</b>
<b>ADD: 1 Total</b>	<b>4,417</b>	<b>49,707</b>	<b>54,124</b>
<b>ADD:2</b>			
<b>CALDWELL</b>			
Highland Homes I LLC	0	15,695	15,695
<b>CALDWELL County Total:</b>	<b>0</b>	<b>15,695</b>	<b>15,695</b>
<b>CHRISTIAN</b>			
Christian County Manor I LLC	365	0	365
Christian Health Center, Hopkinsville	419	0	419
Pennyrile I LLC	17,155	17,155	34,310
<b>CHRISTIAN County Total:</b>	<b>17,939</b>	<b>17,155</b>	<b>35,094</b>
<b>CRITTENDEN</b>			
Crittenden County Health and Rehabilitation Center	0	0	0
<b>CRITTENDEN County Total:</b>	<b>0</b>	<b>0</b>	<b>0</b>
<b>HOPKINS</b>			
Madisonville Rest Home I LLC	1	364	365

**2025 ANNUAL KENTUCKY LONG TERM CARE UTILIZATION AND SERVICE REPORT**

**Table 9 - Payor Source- Personal Care Beds**

**Number of Patient Days by Primary Payor Source**

<b>ADD / Facility</b>	<b>Private</b>	<b>Other</b>	<b>Total</b>
The Homestead	908	17,901	18,809
<b>HOPKINS County Total:</b>	<b>909</b>	<b>18,265</b>	<b>19,174</b>
<b>MUHLENBERG</b>			
Greenville Nursing and Rehabilitation	0	0	0
Sparks Nursing Center	5,896	21,800	27,696
<b>MUHLENBERG County Total:</b>	<b>5,896</b>	<b>21,800</b>	<b>27,696</b>
<b>TRIGG</b>			
Better Senior Living I, LLC	24,470	350	24,820
<b>TRIGG County Total:</b>	<b>24,470</b>	<b>350</b>	<b>24,820</b>
<b>ADD: 2 Total</b>	<b>49,214</b>	<b>73,265</b>	<b>122,479</b>
<b>ADD:3</b>			
<b>DAVIESS</b>			
Carmel Home	25,434	730	26,164
Chautauqua Health and Rehab	4,745	0	4,745
Davco Rest Home	4,669	25,323	29,992
Fern Terrace of Owensboro, LLC	9,095	10,972	20,067
Rosedale Rest Home	0	0	0
<b>DAVIESS County Total:</b>	<b>43,943</b>	<b>37,025</b>	<b>80,968</b>
<b>HANCOCK</b>			
Lewisport Rest Home I LLC	0	19,345	19,345
<b>HANCOCK County Total:</b>	<b>0</b>	<b>19,345</b>	<b>19,345</b>
<b>HENDERSON</b>			
Henderson Manor	0	16,060	16,060
<b>HENDERSON County Total:</b>	<b>0</b>	<b>16,060</b>	<b>16,060</b>

**2025 ANNUAL KENTUCKY LONG TERM CARE UTILIZATION AND SERVICE REPORT**

**Table 9 - Payor Source- Personal Care Beds**

**Number of Patient Days by Primary Payor Source**

<b>ADD / Facility</b>	<b>Private</b>	<b>Other</b>	<b>Total</b>
<b>OHIO</b>			
Beaver Dam Nursing and Rehab Center	52	1,564	1,616
<b>OHIO County Total:</b>	<b>52</b>	<b>1,564</b>	<b>1,616</b>
<b>ADD: 3 Total</b>	<b>43,995</b>	<b>73,994</b>	<b>117,989</b>
<b>ADD:4</b>			
<b>ALLEN</b>			
Cornerstone Manor	0	11,680	11,680
Scottsville Manor	4,158	7,934	12,092
<b>ALLEN County Total:</b>	<b>4,158</b>	<b>19,614</b>	<b>23,772</b>
<b>BARREN</b>			
NHC HealthCare, Glasgow	0	0	0
<b>BARREN County Total:</b>	<b>0</b>	<b>0</b>	<b>0</b>
<b>METCALFE</b>			
Harpers Home for the Aged	1,095	4,745	5,840
Metcalfe Health Care Center	0	1,333	1,333
<b>METCALFE County Total:</b>	<b>1,095</b>	<b>6,078</b>	<b>7,173</b>
<b>WARREN</b>			
Christian Health Center of Bowling Green	0	0	0
Fern Terrace of Bowling Green	0	0	0
<b>WARREN County Total:</b>	<b>0</b>	<b>0</b>	<b>0</b>
<b>ADD: 4 Total</b>	<b>5,253</b>	<b>25,692</b>	<b>30,945</b>

**2025 ANNUAL KENTUCKY LONG TERM CARE UTILIZATION AND SERVICE REPORT**

**Table 9 - Payor Source- Personal Care Beds**

**Number of Patient Days by Primary Payor Source**

<b>ADD / Facility</b>	<b>Private</b>	<b>Other</b>	<b>Total</b>
<b>ADD:5</b>			
<b>HARDIN</b>			
Helmwood Healthcare Ctr. and Elizabeth Sanford Swope Personal Care	3,285	0	3,285
Peridot Senior Living	365	0	365
Signature Healthcare at North Hardin Rehab	0	0	0
<b>HARDIN County Total:</b>	<b>3,650</b>	<b>0</b>	<b>3,650</b>
<b>MARION</b>			
Loretto Living Ctr. at Loretto Motherhouse Infirmary, Inc.	1,334	1,004	2,338
Village of Lebanon	0	0	0
<b>MARION County Total:</b>	<b>1,334</b>	<b>1,004</b>	<b>2,338</b>
<b>WASHINGTON</b>			
Sansbury Care Center	380	1,132	1,512
<b>WASHINGTON County Total:</b>	<b>380</b>	<b>1,132</b>	<b>1,512</b>
<b>ADD: 5 Total</b>	<b>5,364</b>	<b>2,136</b>	<b>7,500</b>
<b>ADD:6</b>			
<b>BULLITT</b>			
Colonial House of Shepherdsville	2,190	19,710	21,900
<b>BULLITT County Total:</b>	<b>2,190</b>	<b>19,710</b>	<b>21,900</b>
<b>JEFFERSON</b>			
Barton House of Louisville 1	6,264	0	6,264
Crescent Grove Memory and Personal Care Community and Sam Swope Center	19,017	4,793	23,810
Eastern Star Home in KY	1,504	0	1,504
Glen Ridge Health Campus	7,275	0	7,275
Hallmark House Louisville II	11,680	0	11,680
Little Sisters of the Poor	3,423	0	3,423
Louisville Protestant Altenheim	3,825	0	3,825

**2025 ANNUAL KENTUCKY LONG TERM CARE UTILIZATION AND SERVICE REPORT**

**Table 9 - Payor Source- Personal Care Beds**

**Number of Patient Days by Primary Payor Source**

<b>ADD / Facility</b>	<b>Private</b>	<b>Other</b>	<b>Total</b>
Nazareth Home	15,834	0	15,834
Nazareth Home Clifton	0	0	0
The Pinnacle of Louisville	17,520	0	17,520
The Springs at Stony Brook	9,850	0	9,850
Treyton Oaks Towers	16,585	0	16,585
Wesley Manor	8,564	0	8,564
<b>JEFFERSON County Total:</b>	<b>121,341</b>	<b>4,793</b>	<b>126,134</b>
<b>SHELBY</b>			
Colonial Manor	47	34	81
Maple Grove Senior Living LLC	4,089	3,628	7,717
<b>SHELBY County Total:</b>	<b>4,136</b>	<b>3,662</b>	<b>7,798</b>
<b>ADD: 6 Total</b>	<b>127,667</b>	<b>28,165</b>	<b>155,832</b>
<b>ADD:7</b>			
<b>CAMPBELL</b>			
Carmel Manor	4,015	0	4,015
<b>CAMPBELL County Total:</b>	<b>4,015</b>	<b>0</b>	<b>4,015</b>
<b>CARROLL</b>			
Carrollton Manor	3,217	8,418	11,635
Valley Haven Rest Home	730	15,547	16,277
<b>CARROLL County Total:</b>	<b>3,947</b>	<b>23,965</b>	<b>27,912</b>
<b>KENTON</b>			
Ivy Knoll	11,315	0	11,315
Regency Manor	0	10,680	10,680
Regency Manor North	0	0	0
<b>KENTON County Total:</b>	<b>11,315</b>	<b>10,680</b>	<b>21,995</b>

**2025 ANNUAL KENTUCKY LONG TERM CARE UTILIZATION AND SERVICE REPORT**

**Table 9 - Payor Source- Personal Care Beds**

**Number of Patient Days by Primary Payor Source**

<b>ADD / Facility</b>	<b>Private</b>	<b>Other</b>	<b>Total</b>
<b>PENDLETON</b>			
Falmouth Personal Care Home	0	9,855	9,855
The Front Gate	365	6,333	6,698
<b>PENDLETON County Total:</b>	<b>365</b>	<b>16,188</b>	<b>16,553</b>
<b>ADD: 7 Total</b>	<b>19,642</b>	<b>50,833</b>	<b>70,475</b>
<b>ADD:9</b>			
<b>MENIFEE</b>			
Menifee Meadows Nursing and Rehab LLC	0	642	642
<b>MENIFEE County Total:</b>	<b>0</b>	<b>642</b>	<b>642</b>
<b>MONTGOMERY</b>			
Mt. Sterling Personal Care, LLC	7,630	0	7,630
<b>MONTGOMERY County Total:</b>	<b>7,630</b>	<b>0</b>	<b>7,630</b>
<b>MORGAN</b>			
West Liberty Nursing and Rehabilitation Center	0	0	0
<b>MORGAN County Total:</b>	<b>0</b>	<b>0</b>	<b>0</b>
<b>ADD: 9 Total</b>	<b>7,630</b>	<b>642</b>	<b>8,272</b>
<b>ADD:10</b>			
<b>BOYD</b>			
Genesis Health of Ashland	6,092	1,938	8,030
Genesis II Health	3,985	3,680	7,665
Kings Daughters and Sons Home	12,625	0	12,625
<b>BOYD County Total:</b>	<b>22,702</b>	<b>5,618</b>	<b>28,320</b>
<b>GREENUP</b>			
Frasures Personal Care Home	0	17,793	17,793
Trinity Station Retirement Community	8,220	0	8,220
<b>GREENUP County Total:</b>	<b>8,220</b>	<b>17,793</b>	<b>26,013</b>

**2025 ANNUAL KENTUCKY LONG TERM CARE UTILIZATION AND SERVICE REPORT**

**Table 9 - Payor Source- Personal Care Beds**

**Number of Patient Days by Primary Payor Source**

<b>ADD / Facility</b>	<b>Private</b>	<b>Other</b>	<b>Total</b>
<b>LAWRENCE</b>			
Jordan Rehabilitation and Healthcare Center	0	0	0
<b>LAWRENCE County Total:</b>	<b>0</b>	<b>0</b>	<b>0</b>
<b>ADD: 10 Total</b>	<b>30,922</b>	<b>23,411</b>	<b>54,333</b>
<b>ADD:11</b>			
<b>MAGOFFIN</b>			
Salyersville Nursing and Rehabilitation Center	0	0	0
<b>MAGOFFIN County Total:</b>	<b>0</b>	<b>0</b>	<b>0</b>
<b>PIKE</b>			
Good Shepherd Community Nursing Center	0	0	0
<b>PIKE County Total:</b>	<b>0</b>	<b>0</b>	<b>0</b>
<b>ADD: 11 Total</b>	<b>0</b>	<b>0</b>	<b>0</b>
<b>ADD:12</b>			
<b>KNOTT</b>			
Golden Years Rest Home	9,850	20,080	29,930
<b>KNOTT County Total:</b>	<b>9,850</b>	<b>20,080</b>	<b>29,930</b>
<b>ADD: 12 Total</b>	<b>9,850</b>	<b>20,080</b>	<b>29,930</b>
<b>ADD:13</b>			
<b>BELL</b>			
Generations Center of Middlesboro	730	22,630	23,360
<b>BELL County Total:</b>	<b>730</b>	<b>22,630</b>	<b>23,360</b>

**2025 ANNUAL KENTUCKY LONG TERM CARE UTILIZATION AND SERVICE REPORT**

**Table 9 - Payor Source- Personal Care Beds**

**Number of Patient Days by Primary Payor Source**

<b>ADD / Facility</b>	<b>Private</b>	<b>Other</b>	<b>Total</b>
<b>HARLAN</b>			
The Laurels	28,470	730	29,200
<b>HARLAN County Total:</b>	<b>28,470</b>	<b>730</b>	<b>29,200</b>
<b>KNOX</b>			
Christian Health Center - Corbin	365	0	365
<b>KNOX County Total:</b>	<b>365</b>	<b>0</b>	<b>365</b>
<b>ADD: 13 Total</b>	<b>29,565</b>	<b>23,360</b>	<b>52,925</b>
<b>ADD:14</b>			
<b>MCCREARY</b>			
Cumberland Manor Rest Home I LLC	16,060	365	16,425
<b>MCCREARY County Total:</b>	<b>16,060</b>	<b>365</b>	<b>16,425</b>
<b>TAYLOR</b>			
Bluegrass Way	7,150	0	7,150
<b>TAYLOR County Total:</b>	<b>7,150</b>	<b>0</b>	<b>7,150</b>
<b>WAYNE</b>			
Dishman Personal Care Home	17,730	0	17,730
Mountain Ridge Health and Rehabilitation	0	0	0
<b>WAYNE County Total:</b>	<b>17,730</b>	<b>0</b>	<b>17,730</b>
<b>ADD: 14 Total</b>	<b>40,940</b>	<b>365</b>	<b>41,305</b>
<b>ADD:15</b>			
<b>BOURBON</b>			
Bourbon Heights	363	0	363
<b>BOURBON County Total:</b>	<b>363</b>	<b>0</b>	<b>363</b>

**2025 ANNUAL KENTUCKY LONG TERM CARE UTILIZATION AND SERVICE REPORT**

**Table 9 - Payor Source- Personal Care Beds**

**Number of Patient Days by Primary Payor Source**

<b>ADD / Facility</b>	<b>Private</b>	<b>Other</b>	<b>Total</b>
<b>ESTILL</b>			
Irvine Nursing and Rehabilitation	0	539	539
<b>ESTILL County Total:</b>	<b>0</b>	<b>539</b>	<b>539</b>
<b>FAYETTE</b>			
Central Ky Recovery Center Unit 1	0	0	0
Central KY Recovery Center Unit 2	4,768	0	4,768
Richmond Place Senior Living	26,042	0	26,042
Signature Healthcare at Tanbark Rehab	0	0	0
The Willows at Hamburg	9,097	0	9,097
<b>FAYETTE County Total:</b>	<b>39,907</b>	<b>0</b>	<b>39,907</b>
<b>HARRISON</b>			
Parkside Manor	0	0	18,615
Shady Lawn	0	0	21,170
<b>HARRISON County Total:</b>	<b>0</b>	<b>0</b>	<b>39,785</b>
<b>JESSAMINE</b>			
Rose Terrace, LLC	752	13,308	14,060
Wesley Village	8,212	0	8,212
<b>JESSAMINE County Total:</b>	<b>8,964</b>	<b>13,308</b>	<b>22,272</b>
<b>LINCOLN</b>			
Waynesburg Manor	10,180	0	10,180
<b>LINCOLN County Total:</b>	<b>10,180</b>	<b>0</b>	<b>10,180</b>
<b>MADISON</b>			
Telford Terrace	4,932	0	4,932
<b>MADISON County Total:</b>	<b>4,932</b>	<b>0</b>	<b>4,932</b>

**2025 ANNUAL KENTUCKY LONG TERM CARE UTILIZATION AND SERVICE REPORT**

**Table 9 - Payor Source- Personal Care Beds**

**Number of Patient Days by Primary Payor Source**

<b>ADD / Facility</b>	<b>Private</b>	<b>Other</b>	<b>Total</b>
<b>MERCER</b>			
The Willows at Harrodsburg	13,140	0	13,140
<b>MERCER County Total:</b>	<b>13,140</b>	<b>0</b>	<b>13,140</b>
<b>POWELL</b>			
Stanton Nursing and Rehabilitation Center	0	90	90
<b>POWELL County Total:</b>	<b>0</b>	<b>90</b>	<b>90</b>
<b>WOODFORD</b>			
Taylor Manor Nursing Home	1,378	0	1,378
<b>WOODFORD County Total:</b>	<b>1,378</b>	<b>0</b>	<b>1,378</b>
<b>ADD: 15 Total</b>	<b>78,864</b>	<b>13,937</b>	<b>132,586</b>
<b>Statewide Total</b>	<b>453,323</b>	<b>385,587</b>	<b>878,695</b>

## 2025 ANNUAL KENTUCKY LONG TERM CARE UTILIZATION AND SERVICE REPORT

### Table 10 - Payor Source- Nursing Home (CCRC) Beds

Number of Patient Days by Primary Payor Source

ADD / Facility	Medicare	Medicaid	Private	Other	Total
<b>ADD:2</b>					
CHRISTIAN					
Christian Health Center, Hopkinsville	0	0	661	0	661
<b>CHRISTIAN County Total:</b>	<b>0</b>	<b>0</b>	<b>661</b>	<b>0</b>	<b>661</b>
LYON					
Rivers Bend Retirement Community	165	0	47	82	294
<b>LYON County Total:</b>	<b>165</b>	<b>0</b>	<b>47</b>	<b>82</b>	<b>294</b>
<b>ADD: 2 Total</b>	<b>165</b>	<b>0</b>	<b>708</b>	<b>82</b>	<b>955</b>
<b>ADD:3</b>					
UNION					
Breckinridge Place	197	0	2,602	52	2,851
<b>UNION County Total:</b>	<b>197</b>	<b>0</b>	<b>2,602</b>	<b>52</b>	<b>2,851</b>
<b>ADD: 3 Total</b>	<b>197</b>	<b>0</b>	<b>2,602</b>	<b>52</b>	<b>2,851</b>
<b>ADD:4</b>					
WARREN					
Christian Health Center of Bowling Green	0	0	6,052	883	6,935
<b>WARREN County Total:</b>	<b>0</b>	<b>0</b>	<b>6,052</b>	<b>883</b>	<b>6,935</b>
<b>ADD: 4 Total</b>	<b>0</b>	<b>0</b>	<b>6,052</b>	<b>883</b>	<b>6,935</b>

CCRC – Continuing Care Retirement Community

## 2025 ANNUAL KENTUCKY LONG TERM CARE UTILIZATION AND SERVICE REPORT

### Table 10 - Payor Source- Nursing Home (CCRC) Beds

Number of Patient Days by Primary Payor Source

ADD / Facility	Medicare	Medicaid	Private	Other	Total
<b>ADD:5</b>					
MARION					
Village of Lebanon	268	0	1,591	0	1,859
<b>MARION County Total:</b>	<b>268</b>	<b>0</b>	<b>1,591</b>	<b>0</b>	<b>1,859</b>
<b>ADD: 5 Total</b>	<b>268</b>	<b>0</b>	<b>1,591</b>	<b>0</b>	<b>1,859</b>
<b>ADD:6</b>					
JEFFERSON					
Louisville Protestant Altenheim	0	0	1,460	0	1,460
River Oaks Health and Rehabilitation	89	363	0	0	452
The Springs at Stony Brook	0	2,861	2,584	0	5,445
Wesley Manor	0	0	0	0	0
<b>JEFFERSON County Total:</b>	<b>89</b>	<b>3,224</b>	<b>4,044</b>	<b>0</b>	<b>7,357</b>
<b>ADD: 6 Total</b>	<b>89</b>	<b>3,224</b>	<b>4,044</b>	<b>0</b>	<b>7,357</b>
<b>ADD:7</b>					
KENTON					
Madonna Manor	2	0	363	0	365
<b>KENTON County Total:</b>	<b>2</b>	<b>0</b>	<b>363</b>	<b>0</b>	<b>365</b>
<b>ADD: 7 Total</b>	<b>2</b>	<b>0</b>	<b>363</b>	<b>0</b>	<b>365</b>

CCRC – Continuing Care Retirement Community

# 2025 ANNUAL KENTUCKY LONG TERM CARE UTILIZATION AND SERVICE REPORT

## Table 10 - Payor Source- Nursing Home (CCRC) Beds

Number of Patient Days by Primary Payor Source

ADD / Facility	Medicare	Medicaid	Private	Other	Total
<b>ADD:10</b>					
GREENUP					
Trinity Station Retirement Community	0	0	3,652	0	3,652
<b>GREENUP County Total:</b>	<b>0</b>	<b>0</b>	<b>3,652</b>	<b>0</b>	<b>3,652</b>
<b>ADD: 10 Total</b>	<b>0</b>	<b>0</b>	<b>3,652</b>	<b>0</b>	<b>3,652</b>
<b>ADD:13</b>					
KNOX					
Christian Health Center - Corbin	52	0	0	0	52
<b>KNOX County Total:</b>	<b>52</b>	<b>0</b>	<b>0</b>	<b>0</b>	<b>52</b>
LAUREL					
Laurel Heights Home for the Elderly	222	0	2,448	3,449	6,119
<b>LAUREL County Total:</b>	<b>222</b>	<b>0</b>	<b>2,448</b>	<b>3,449</b>	<b>6,119</b>
<b>ADD: 13 Total</b>	<b>274</b>	<b>0</b>	<b>2,448</b>	<b>3,449</b>	<b>6,171</b>
<b>ADD:14</b>					
PULASKI					
The Neighborhood Nursing Facility	0	0	4,267	0	4,267
<b>PULASKI County Total:</b>	<b>0</b>	<b>0</b>	<b>4,267</b>	<b>0</b>	<b>4,267</b>
<b>ADD: 14 Total</b>	<b>0</b>	<b>0</b>	<b>4,267</b>	<b>0</b>	<b>4,267</b>
<b>ADD:15</b>					
FAYETTE					
Sayre Christian Village Nursing Home	367	0	3,080	568	4,015

CCRC – Continuing Care Retirement Community

## 2025 ANNUAL KENTUCKY LONG TERM CARE UTILIZATION AND SERVICE REPORT

### Table 10 - Payor Source- Nursing Home (CCRC) Beds

#### Number of Patient Days by Primary Payor Source

ADD / Facility	Medicare	Medicaid	Private	Other	Total
The Willows at Citation	0	0	730	0	730
The Willows at Hamburg	1,349	0	2,047	0	3,396
<b>FAYETTE County Total:</b>	<b>1,716</b>	<b>0</b>	<b>5,857</b>	<b>568</b>	<b>8,141</b>
<b>HARRISON</b>					
Cedar Ridge Health Campus	903	0	740	0	1,643
<b>HARRISON County Total:</b>	<b>903</b>	<b>0</b>	<b>740</b>	<b>0</b>	<b>1,643</b>
<b>JESSAMINE</b>					
Bridgepointe at Ashgrove Woods	0	0	1,460	0	1,460
Wesley Village	0	0	9,855	0	9,855
<b>JESSAMINE County Total:</b>	<b>0</b>	<b>0</b>	<b>11,315</b>	<b>0</b>	<b>11,315</b>
<b>MADISON</b>					
Telford Terrace	225	0	30	0	255
<b>MADISON County Total:</b>	<b>225</b>	<b>0</b>	<b>30</b>	<b>0</b>	<b>255</b>
<b>MERCER</b>					
The Willows at Harrodsburg	547	0	1,484	1,254	3,285
<b>MERCER County Total:</b>	<b>547</b>	<b>0</b>	<b>1,484</b>	<b>1,254</b>	<b>3,285</b>
<b>WOODFORD</b>					
The Homeplace at Midway	104	0	1,372	0	1,476
<b>WOODFORD County Total:</b>	<b>104</b>	<b>0</b>	<b>1,372</b>	<b>0</b>	<b>1,476</b>
<b>ADD: 15 Total</b>	<b>3,495</b>	<b>0</b>	<b>20,798</b>	<b>1,822</b>	<b>26,115</b>
<b>Statewide Total</b>	<b>4,490</b>	<b>3,224</b>	<b>46,525</b>	<b>6,288</b>	<b>60,527</b>

CCRC – Continuing Care Retirement Community

**2025 ANNUAL KENTUCKY LONG TERM CARE UTILIZATION AND SERVICE REPORT**

**Table 11 - Payor Source- Nursing Home (Non-CCRC) Beds**

**Number of Patient Days by Primary Payor Source**

<b>ADD / Facility</b>	<b>Medicare</b>	<b>Medicaid</b>	<b>Private</b>	<b>Other</b>	<b>Total</b>
<b>ADD:3</b>					
<b>DAVIESS</b>					
Hermitage Care and Rehabilitation Center	3,837	0	1,101	0	4,938
<b>DAVIESS County Total:</b>	<b>3,837</b>	<b>0</b>	<b>1,101</b>	<b>0</b>	<b>4,938</b>
<b>WEBSTER</b>					
Shemwell Nursing Home	0	0	7,300	0	7,300
<b>WEBSTER County Total:</b>	<b>0</b>	<b>0</b>	<b>7,300</b>	<b>0</b>	<b>7,300</b>
<b>ADD: 3 Total</b>	<b>3,837</b>	<b>0</b>	<b>8,401</b>	<b>0</b>	<b>12,238</b>
<b>ADD:15</b>					
<b>WOODFORD</b>					
Taylor Manor Nursing Home	0	0	6,770	0	6,770
<b>WOODFORD County Total:</b>	<b>0</b>	<b>0</b>	<b>6,770</b>	<b>0</b>	<b>6,770</b>
<b>ADD: 15 Total</b>	<b>0</b>	<b>0</b>	<b>6,770</b>	<b>0</b>	<b>6,770</b>
<b>Statewide Total</b>	<b>3,837</b>	<b>0</b>	<b>15,171</b>	<b>0</b>	<b>19,008</b>

**2025 ANNUAL KENTUCKY LONG TERM CARE UTILIZATION AND SERVICE REPORT**

**Table 12 - Payor Source- Intermediate Care Beds**

**Number of Patient Days by Primary Payor Source**

<b>ADD / Facility</b>	<b>Medicare</b>	<b>Medicaid</b>	<b>Private</b>	<b>Other</b>	<b>Total</b>
<b>ADD:3</b>					
<b>WEBSTER</b>					
Shemwell Nursing Home	0	0	0	0	0
<b>WEBSTER County Total:</b>	<b>0</b>	<b>0</b>	<b>0</b>	<b>0</b>	<b>0</b>
<b>ADD: 3 Total</b>	<b>0</b>	<b>0</b>	<b>0</b>	<b>0</b>	<b>0</b>
<b>ADD:4</b>					
<b>WARREN</b>					
Christian Health Center of Bowling Green	0	0	730	0	730
<b>WARREN County Total:</b>	<b>0</b>	<b>0</b>	<b>730</b>	<b>0</b>	<b>730</b>
<b>ADD: 4 Total</b>	<b>0</b>	<b>0</b>	<b>730</b>	<b>0</b>	<b>730</b>
<b>ADD:6</b>					
<b>JEFFERSON</b>					
Eastern Star Home in KY	0	0	3,128	0	3,128
Louisville Protestant Altenheim	0	0	4,885	0	4,885
<b>JEFFERSON County Total:</b>	<b>0</b>	<b>0</b>	<b>8,013</b>	<b>0</b>	<b>8,013</b>
<b>ADD: 6 Total</b>	<b>0</b>	<b>0</b>	<b>8,013</b>	<b>0</b>	<b>8,013</b>
<b>ADD:15</b>					
<b>HARRISON</b>					
Cedar Ridge Health Campus	0	0	711	0	711
<b>HARRISON County Total:</b>	<b>0</b>	<b>0</b>	<b>711</b>	<b>0</b>	<b>711</b>
<b>JESSAMINE</b>					
Wesley Village	0	0	365	0	365
<b>JESSAMINE County Total:</b>	<b>0</b>	<b>0</b>	<b>365</b>	<b>0</b>	<b>365</b>
<b>MADISON</b>					
Telford Terrace	0	0	645	0	645
<b>MADISON County Total:</b>	<b>0</b>	<b>0</b>	<b>645</b>	<b>0</b>	<b>645</b>

2025 ANNUAL KENTUCKY LONG TERM CARE UTILIZATION AND SERVICE REPORT

Table 12 - Payor Source- Intermediate Care Beds

Number of Patient Days by Primary Payor Source

ADD / Facility	Medicare	Medicaid	Private	Other	Total
WOODFORD					
Taylor Manor Nursing Home	0	0	1,352	0	1,352
<b>WOODFORD County Total:</b>	<b>0</b>	<b>0</b>	<b>1,352</b>	<b>0</b>	<b>1,352</b>
<b>ADD: 15 Total</b>	<b>0</b>	<b>0</b>	<b>3,073</b>	<b>0</b>	<b>3,073</b>
<b>Statewide Total</b>	<b>0</b>	<b>0</b>	<b>11,816</b>	<b>0</b>	<b>11,816</b>

2025 ANNUAL KENTUCKY LONG TERM CARE UTILIZATION AND SERVICE REPORT

Table 13 - Payor Source- Alzheimer Facility Beds

Number of Patient Days by Primary Payor Source

ADD / Facility	Medicare	Medicaid	Private	Other	Total
ADD:3					
DAVIESS					
Wellington Parc of Owensboro	75	4,348	5,543	6,526	16,492
<b>DAVIESS County Total:</b>	<b>75</b>	<b>4,348</b>	<b>5,543</b>	<b>6,526</b>	<b>16,492</b>
<b>ADD: 3 Total</b>	<b>75</b>	<b>4,348</b>	<b>5,543</b>	<b>6,526</b>	<b>16,492</b>
ADD:4					
WARREN					
Magnolia Village Nursing and Rehabilitation Center	2,677	12,354	3,385	2,682	21,098
<b>WARREN County Total:</b>	<b>2,677</b>	<b>12,354</b>	<b>3,385</b>	<b>2,682</b>	<b>21,098</b>
<b>ADD: 4 Total</b>	<b>2,677</b>	<b>12,354</b>	<b>3,385</b>	<b>2,682</b>	<b>21,098</b>
<b>Statewide Total</b>	<b>2,752</b>	<b>16,702</b>	<b>8,928</b>	<b>9,208</b>	<b>37,590</b>

**2025 ANNUAL KENTUCKY LONG TERM CARE UTILIZATION AND SERVICE REPORT**

**Table 14 - Payor Source- ICF/IID Beds**

**Number of Patient Days by Primary Payor Source**

<b>ADD / Facility</b>	<b>Medicare</b>	<b>Medicaid</b>	<b>Private</b>	<b>Other</b>	<b>Total</b>
<b>ADD:2</b>					
<b>CHRISTIAN</b>					
Outwood ICF/IID	0	17,946	0	0	17,946
<b>CHRISTIAN County Total:</b>	<b>0</b>	<b>17,946</b>	<b>0</b>	<b>0</b>	<b>17,946</b>
<b>ADD: 2 Total</b>	<b>0</b>	<b>17,946</b>	<b>0</b>	<b>0</b>	<b>17,946</b>
<b>ADD:3</b>					
<b>DAVIESS</b>					
Wendell Fosters Campus for Dev. Disabilities	0	22,866	37	0	22,903
<b>DAVIESS County Total:</b>	<b>0</b>	<b>22,866</b>	<b>37</b>	<b>0</b>	<b>22,903</b>
<b>ADD: 3 Total</b>	<b>0</b>	<b>22,866</b>	<b>37</b>	<b>0</b>	<b>22,903</b>
<b>ADD:6</b>					
<b>BULLITT</b>					
Meadows ICF/IID	0	2,920	0	0	2,920
<b>BULLITT County Total:</b>	<b>0</b>	<b>2,920</b>	<b>0</b>	<b>0</b>	<b>2,920</b>
<b>HENRY</b>					
Cedar Lake Lodge Park Place I	0	2,821	0	0	2,821
Cedar Lake Lodge Park Place II	0	2,858	0	0	2,858
<b>HENRY County Total:</b>	<b>0</b>	<b>5,679</b>	<b>0</b>	<b>0</b>	<b>5,679</b>
<b>JEFFERSON</b>					
Bingham Gardens	0	8,454	0	0	8,454
Del Maria ICF/IID	0	2,920	0	0	2,920

ICF/IID - Intermediate Care Facility for Individuals with Intellectual Disability

**2025 ANNUAL KENTUCKY LONG TERM CARE UTILIZATION AND SERVICE REPORT**

**Table 14 - Payor Source- ICF/IID Beds**

**Number of Patient Days by Primary Payor Source**

<b>ADD / Facility</b>	<b>Medicare</b>	<b>Medicaid</b>	<b>Private</b>	<b>Other</b>	<b>Total</b>
Hazelwood Center	0	14,913	0	0	14,913
<b>JEFFERSON County Total:</b>	<b>0</b>	<b>26,287</b>	<b>0</b>	<b>0</b>	<b>26,287</b>
<b>OLDHAM</b>					
Cedar Lake Lodge	0	22,864	0	0	22,864
Cedar Lake Lodge Sycamore Run I	0	1,340	0	0	1,340
Cedar Lake Lodge Sycamore Run II	0	1,433	0	0	1,433
Windsong ICF/IID	0	2,920	0	0	2,920
<b>OLDHAM County Total:</b>	<b>0</b>	<b>28,557</b>	<b>0</b>	<b>0</b>	<b>28,557</b>
<b>ADD: 6 Total</b>	<b>0</b>	<b>63,443</b>	<b>0</b>	<b>0</b>	<b>63,443</b>
<b>ADD:14</b>					
<b>PULASKI</b>					
Oakwood ICF/IID Unit 1	0	16,375	0	0	16,375
Oakwood ICF/IID Unit 2	0	11,067	0	0	11,067
Oakwood ICF/IID Unit 3	0	4,698	0	0	4,698
Oakwood ICF/IID Unit 4	0	6,737	0	0	6,737
<b>PULASKI County Total:</b>	<b>0</b>	<b>38,877</b>	<b>0</b>	<b>0</b>	<b>38,877</b>
<b>ADD: 14 Total</b>	<b>0</b>	<b>38,877</b>	<b>0</b>	<b>0</b>	<b>38,877</b>
<b>Statewide Total</b>	<b>0</b>	<b>143,132</b>	<b>37</b>	<b>0</b>	<b>143,169</b>

ICF/IID - Intermediate Care Facility for Individuals with Intellectual Disability

# KENTUCKY ANNUAL LONG-TERM CARE SERVICES REPORT



KENTUCKY CABINET FOR  
HEALTH AND FAMILY SERVICES

SECTION III: PATIENT AGE  
DISTRIBUTION DATA

**2025 ANNUAL KENTUCKY LONG TERM CARE UTILIZATION AND SERVICE REPORT**

**Table 15 - Facility Resident Age Distribution- Nursing Facility Beds**

<b>ADD / Facility</b>	<b>Under 65</b>	<b>65-74</b>	<b>75-84</b>	<b>Over 85</b>	<b>Unknown</b>	<b>Total</b>
<b>ADD:1</b>						
<b>BALLARD</b>						
Life Care Center of LaCenter	2	4	24	27	0	57
<b>BALLARD County Total:</b>	<b>2</b>	<b>4</b>	<b>24</b>	<b>27</b>	<b>0</b>	<b>57</b>
<b>CALLOWAY</b>						
Spring Creek Post Acute and Rehab	14	27	42	45	0	128
<b>CALLOWAY County Total:</b>	<b>14</b>	<b>27</b>	<b>42</b>	<b>45</b>	<b>0</b>	<b>128</b>
<b>CARLISLE</b>						
Countryside Center	21	18	7	4	0	50
<b>CARLISLE County Total:</b>	<b>21</b>	<b>18</b>	<b>7</b>	<b>4</b>	<b>0</b>	<b>50</b>
<b>FULTON</b>						
Fulton Nursing and Rehab	18	9	15	10	0	52
<b>FULTON County Total:</b>	<b>18</b>	<b>9</b>	<b>15</b>	<b>10</b>	<b>0</b>	<b>52</b>
<b>GRAVES</b>						
Green Acres Health Care	8	12	22	15	0	57
Mayfield Health and Rehabilitation	0	0	0	0	0	0
Mills Nursing and Rehabilitation	13	22	32	36	0	103
<b>GRAVES County Total:</b>	<b>21</b>	<b>34</b>	<b>54</b>	<b>51</b>	<b>0</b>	<b>160</b>
<b>HICKMAN</b>						
Clinton Hickman County Nursing Facility	2	4	13	20	0	39
Clinton Place	13	26	25	22	0	86
<b>HICKMAN County Total:</b>	<b>15</b>	<b>30</b>	<b>38</b>	<b>42</b>	<b>0</b>	<b>125</b>
<b>MARSHALL</b>						
Calvert City Convalescent Center	3	7	27	53	0	90
Lake Way Rehabilitation Healthcare Center	0	0	0	0	85	85

**2025 ANNUAL KENTUCKY LONG TERM CARE UTILIZATION AND SERVICE REPORT**

**Table 15 - Facility Resident Age Distribution- Nursing Facility Beds**

<b>ADD / Facility</b>	<b>Under 65</b>	<b>65-74</b>	<b>75-84</b>	<b>Over 85</b>	<b>Unknown</b>	<b>Total</b>
Oakview Nursing and Rehabilitation Center	9	21	30	18	0	78
<b>MARSHALL County Total:</b>	<b>12</b>	<b>28</b>	<b>57</b>	<b>71</b>	<b>85</b>	<b>253</b>
<b>MCCRACKEN</b>						
Baptist Health Paducah (LTC)	0	0	0	0	0	0
Parkview Nursing and Rehabilitation Center	14	29	51	55	0	149
Providence Pointe Healthcare	4	13	40	46	0	103
River Haven Nursing and Rehab	36	23	16	1	0	76
Stonecreek Health and Rehab	25	31	24	9	0	89
<b>MCCRACKEN County Total:</b>	<b>79</b>	<b>96</b>	<b>131</b>	<b>111</b>	<b>0</b>	<b>417</b>
<b>ADD: 1 Total</b>	<b>182</b>	<b>246</b>	<b>368</b>	<b>361</b>	<b>85</b>	<b>1,242</b>
<b>ADD:2</b>						
<b>CALDWELL</b>						
Princeton Health and Rehab Center	13	14	36	34	0	97
<b>CALDWELL County Total:</b>	<b>13</b>	<b>14</b>	<b>36</b>	<b>34</b>	<b>0</b>	<b>97</b>
<b>CHRISTIAN</b>						
Bradford Heights Health and Rehab Center	18	28	26	21	0	93
Christian Health Center, Hopkinsville	2	15	39	50	0	106
Christian Heights Nursing and Rehabilitation Center	15	17	18	5	0	55
Covingtons Convalescent Center	0	0	0	0	0	0
Western State Nursing Facility	6	17	17	8	0	48
<b>CHRISTIAN County Total:</b>	<b>41</b>	<b>77</b>	<b>100</b>	<b>84</b>	<b>0</b>	<b>302</b>

**2025 ANNUAL KENTUCKY LONG TERM CARE UTILIZATION AND SERVICE REPORT**

**Table 15 - Facility Resident Age Distribution- Nursing Facility Beds**

<b>ADD / Facility</b>	<b>Under 65</b>	<b>65-74</b>	<b>75-84</b>	<b>Over 85</b>	<b>Unknown</b>	<b>Total</b>
<b>CRITTENDEN</b>						
Crittenden County Health and Rehabilitation Center	18	18	15	7	0	58
<b>CRITTENDEN County Total:</b>	<b>18</b>	<b>18</b>	<b>15</b>	<b>7</b>	<b>0</b>	<b>58</b>
<b>HOPKINS</b>						
Baptist Health Deaconess Madisonville (LTC)	0	0	0	0	0	0
Brighton Cornerstone Health Care	10	8	7	8	0	33
Dawson Springs Health and Rehab Ctr	10	9	18	9	0	46
Joseph Eddie Ballard W. Kentucky Veterans Ctr.	0	8	36	38	0	82
Madisonville Health and Rehabilitation	37	10	18	12	0	77
Park Grove Nursing and Rehabilitation Center	18	17	22	10	0	67
Ridgewood Terrace Nursing Home	3	13	36	40	0	92
Tradewater Pointe	6	7	12	14	0	39
<b>HOPKINS County Total:</b>	<b>84</b>	<b>72</b>	<b>149</b>	<b>131</b>	<b>0</b>	<b>436</b>
<b>LIVINGSTON</b>						
Salem Springlake Health and Rehabilitation Center	17	9	17	11	0	54
<b>LIVINGSTON County Total:</b>	<b>17</b>	<b>9</b>	<b>17</b>	<b>11</b>	<b>0</b>	<b>54</b>
<b>LYON</b>						
Lake Barkley Health & Rehabilitation	17	12	19	12	0	60
Rivers Bend Retirement Community	0	6	14	13	0	33
<b>LYON County Total:</b>	<b>17</b>	<b>18</b>	<b>33</b>	<b>25</b>	<b>0</b>	<b>93</b>
<b>MUHLENBERG</b>						
Greenville Nursing and Rehabilitation	5	16	14	20	0	55

**2025 ANNUAL KENTUCKY LONG TERM CARE UTILIZATION AND SERVICE REPORT**

**Table 15 - Facility Resident Age Distribution- Nursing Facility Beds**

<b>ADD / Facility</b>	<b>Under 65</b>	<b>65-74</b>	<b>75-84</b>	<b>Over 85</b>	<b>Unknown</b>	<b>Total</b>
Maple Health and Rehabilitation	18	20	25	24	0	87
Owensboro Health Muhlenberg Community Hospital Long Term Care	2	5	12	20	0	39
<b>MUHLENBERG County Total:</b>	<b>25</b>	<b>41</b>	<b>51</b>	<b>64</b>	<b>0</b>	<b>181</b>
<b>TODD</b>						
Elkton Nursing and Rehabilitation Center	13	23	14	9	0	59
<b>TODD County Total:</b>	<b>13</b>	<b>23</b>	<b>14</b>	<b>9</b>	<b>0</b>	<b>59</b>
<b>TRIGG</b>						
Shady Lawn Nursing and Rehabilitation Center	7	8	20	11	0	46
<b>TRIGG County Total:</b>	<b>7</b>	<b>8</b>	<b>20</b>	<b>11</b>	<b>0</b>	<b>46</b>
<b>ADD: 2 Total</b>	<b>235</b>	<b>280</b>	<b>435</b>	<b>376</b>	<b>0</b>	<b>1,326</b>
<b>ADD:3</b>						
<b>DAVIESS</b>						
Carmel Home	0	1	10	23	0	34
Chautauqua Health and Rehab	29	24	49	18	0	120
Hermitage Care and Rehabilitation Center	3	16	27	28	0	74
Signature Healthcare at Hillcrest	9	26	48	41	0	124
The Transitional Care Center of Owensboro	0	3	6	5	0	14
Twin Rivers Nursing and Rehab Center	27	34	19	8	0	88
Wellington Parc of Owensboro	0	1	9	8	0	18
<b>DAVIESS County Total:</b>	<b>68</b>	<b>105</b>	<b>168</b>	<b>131</b>	<b>0</b>	<b>472</b>
<b>HANCOCK</b>						
Heartland Villa Nursing and Rehabilitation Center	5	5	9	23	0	42
<b>HANCOCK County Total:</b>	<b>5</b>	<b>5</b>	<b>9</b>	<b>23</b>	<b>0</b>	<b>42</b>

**2025 ANNUAL KENTUCKY LONG TERM CARE UTILIZATION AND SERVICE REPORT**

**Table 15 - Facility Resident Age Distribution- Nursing Facility Beds**

<b>ADD / Facility</b>	<b>Under 65</b>	<b>65-74</b>	<b>75-84</b>	<b>Over 85</b>	<b>Unknown</b>	<b>Total</b>
<b>HENDERSON</b>						
Henderson Nursing and Rehabilitation Center	19	35	25	4	0	83
Redbanks	8	28	51	49	0	136
<b>HENDERSON County Total:</b>	<b>27</b>	<b>63</b>	<b>76</b>	<b>53</b>	<b>0</b>	<b>219</b>
<b>MCLEAN</b>						
Riverside Care and Rehab Ctr.	13	15	18	29	0	75
<b>MCLEAN County Total:</b>	<b>13</b>	<b>15</b>	<b>18</b>	<b>29</b>	<b>0</b>	<b>75</b>
<b>OHIO</b>						
Beaver Dam Nursing and Rehab Center	3	5	18	28	0	54
Fordsville Nursing and Rehabilitation Center	18	23	13	8	0	62
Signature Healthcare of Hartford Rehab and Wellness	18	18	20	30	0	86
<b>OHIO County Total:</b>	<b>39</b>	<b>46</b>	<b>51</b>	<b>66</b>	<b>0</b>	<b>202</b>
<b>UNION</b>						
Breckinridge Place	0	1	6	7	0	14
Morganfield Nursing and Rehabilitation Center	7	20	15	6	0	48
<b>UNION County Total:</b>	<b>7</b>	<b>21</b>	<b>21</b>	<b>13</b>	<b>0</b>	<b>62</b>
<b>WEBSTER</b>						
Redbanks Colonial Terrace	7	19	21	32	0	79
<b>WEBSTER County Total:</b>	<b>7</b>	<b>19</b>	<b>21</b>	<b>32</b>	<b>0</b>	<b>79</b>
<b>ADD: 3 Total</b>	<b>166</b>	<b>274</b>	<b>364</b>	<b>347</b>	<b>0</b>	<b>1,151</b>

**2025 ANNUAL KENTUCKY LONG TERM CARE UTILIZATION AND SERVICE REPORT**

**Table 15 - Facility Resident Age Distribution- Nursing Facility Beds**

<b>ADD / Facility</b>	<b>Under 65</b>	<b>65-74</b>	<b>75-84</b>	<b>Over 85</b>	<b>Unknown</b>	<b>Total</b>
<b>ADD:4</b>						
<b>ALLEN</b>						
Cal Turner Rehab and Specialty Care	10	25	32	36	0	103
<b>ALLEN County Total:</b>	<b>10</b>	<b>25</b>	<b>32</b>	<b>36</b>	<b>0</b>	<b>103</b>
<b>BARREN</b>						
Barren County Nursing and Rehab	28	19	23	23	0	93
Glasgow State Nursing Facility	10	26	27	3	0	66
Glenview Health Care Facility	11	15	19	12	0	57
NHC HealthCare, Glasgow	12	27	56	57	0	152
Signature Healthcare of Glasgow Rehab and Wellness Center	10	15	16	16	0	57
T.J. Samson Community Hospital Skilled Nursing Unit	0	0	0	0	0	0
<b>BARREN County Total:</b>	<b>71</b>	<b>102</b>	<b>141</b>	<b>111</b>	<b>0</b>	<b>425</b>
<b>BUTLER</b>						
Morgantown Care and Rehabilitation Center	15	30	50	25	0	120
<b>BUTLER County Total:</b>	<b>15</b>	<b>30</b>	<b>50</b>	<b>25</b>	<b>0</b>	<b>120</b>
<b>EDMONSON</b>						
Edmonson Nursing and Rehabilitation Center	6	22	21	19	0	68
<b>EDMONSON County Total:</b>	<b>6</b>	<b>22</b>	<b>21</b>	<b>19</b>	<b>0</b>	<b>68</b>
<b>HART</b>						
Signature Healthcare of Hart County	22	21	30	22	0	95
<b>HART County Total:</b>	<b>22</b>	<b>21</b>	<b>30</b>	<b>22</b>	<b>0</b>	<b>95</b>
<b>LOGAN</b>						
Auburn Nursing and Rehabilitation Center	16	28	11	5	0	60

**2025 ANNUAL KENTUCKY LONG TERM CARE UTILIZATION AND SERVICE REPORT**

**Table 15 - Facility Resident Age Distribution- Nursing Facility Beds**

<b>ADD / Facility</b>	<b>Under 65</b>	<b>65-74</b>	<b>75-84</b>	<b>Over 85</b>	<b>Unknown</b>	<b>Total</b>
Creekwood Place Nursing and Rehab Center	12	13	33	35	0	93
<b>LOGAN County Total:</b>	<b>28</b>	<b>41</b>	<b>44</b>	<b>40</b>	<b>0</b>	<b>153</b>
<b>METCALFE</b>						
Metcalfe Health Care Center	11	18	19	20	0	68
<b>METCALFE County Total:</b>	<b>11</b>	<b>18</b>	<b>19</b>	<b>20</b>	<b>0</b>	<b>68</b>
<b>MONROE</b>						
Signature HealthCare of Monroe County Rehab	12	13	22	30	0	77
<b>MONROE County Total:</b>	<b>12</b>	<b>13</b>	<b>22</b>	<b>30</b>	<b>0</b>	<b>77</b>
<b>SIMPSON</b>						
Franklin-Simpson Nursing and Rehabilitation	28	18	18	14	0	78
<b>SIMPSON County Total:</b>	<b>28</b>	<b>18</b>	<b>18</b>	<b>14</b>	<b>0</b>	<b>78</b>
<b>WARREN</b>						
Bowling Green Nursing and Rehabilitation	14	19	16	8	0	57
Christian Health Center of Bowling Green	0	5	6	8	0	19
Colonial Nursing and Rehabilitation Center	11	5	20	10	0	46
Greenwood Rehabilitation and Healthcare Center	0	0	0	0	119	119
Hopkins Nursing and Rehabilitation Center	5	11	13	13	0	42
Signature Healthcare of Bowling Green	22	39	57	28	0	146
<b>WARREN County Total:</b>	<b>52</b>	<b>79</b>	<b>112</b>	<b>67</b>	<b>119</b>	<b>429</b>
<b>ADD: 4 Total</b>	<b>255</b>	<b>369</b>	<b>489</b>	<b>384</b>	<b>119</b>	<b>1,616</b>

**2025 ANNUAL KENTUCKY LONG TERM CARE UTILIZATION AND SERVICE REPORT**

**Table 15 - Facility Resident Age Distribution- Nursing Facility Beds**

<b>ADD / Facility</b>	<b>Under 65</b>	<b>65-74</b>	<b>75-84</b>	<b>Over 85</b>	<b>Unknown</b>	<b>Total</b>
<b>ADD:5</b>						
<b>BRECKINRIDGE</b>						
Breckinridge Memorial Nursing Facility	2	0	3	13	0	18
Hardinsburg Nursing and Rehabilitation	12	17	14	17	0	60
<b>BRECKINRIDGE County Total:</b>	<b>14</b>	<b>17</b>	<b>17</b>	<b>30</b>	<b>0</b>	<b>78</b>
<b>GRAYSON</b>						
Grayson Nursing and Rehab Center	4	10	31	27	0	72
Spring View Health and Rehab Center	10	22	19	16	4	71
<b>GRAYSON County Total:</b>	<b>14</b>	<b>32</b>	<b>50</b>	<b>43</b>	<b>4</b>	<b>143</b>
<b>HARDIN</b>						
Baptist Health Hardin (NF)	0	3	3	5	0	11
Elizabethtown Nursing and Rehab	22	18	11	5	0	56
Helmwood Healthcare Ctr. and Elizabeth Sanford Swope Personal Care	3	7	13	31	0	54
Kensington Nursing and Rehabilitation Center	14	26	20	17	0	77
Radcliff Veterans Center	0	8	26	25	0	59
Signature Healthcare at North Hardin Rehab	20	33	42	23	0	118
Signature Healthcare of Elizabethtown	11	33	48	30	0	122
<b>HARDIN County Total:</b>	<b>70</b>	<b>128</b>	<b>163</b>	<b>136</b>	<b>0</b>	<b>497</b>
<b>LARUE</b>						
Sunrise Manor Nursing Home	11	26	48	41	0	126
<b>LARUE County Total:</b>	<b>11</b>	<b>26</b>	<b>48</b>	<b>41</b>	<b>0</b>	<b>126</b>
<b>MARION</b>						
Loretto Living Ctr. at Loretto Motherhouse Infirmary, Inc.	0	2	8	37	0	47

2025 ANNUAL KENTUCKY LONG TERM CARE UTILIZATION AND SERVICE REPORT

Table 15 - Facility Resident Age Distribution- Nursing Facility Beds

ADD / Facility	Under 65	65-74	75-84	Over 85	Unknown	Total
The Village of Lebanon II, LLC (NF)	1	11	10	25	0	47
<b>MARION County Total:</b>	<b>1</b>	<b>13</b>	<b>18</b>	<b>62</b>	<b>0</b>	<b>94</b>
MEADE						
Brandenburg Nursing and Rehabilitation	17	10	12	15	0	54
<b>MEADE County Total:</b>	<b>17</b>	<b>10</b>	<b>12</b>	<b>15</b>	<b>0</b>	<b>54</b>
NELSON						
Bardstown Health and Rehabilitation	7	11	13	18	0	49
Flaget Memorial Hospital NF	0	0	0	0	0	0
Signature Healthcare at Colonial Rehab	8	13	18	16	0	55
<b>NELSON County Total:</b>	<b>15</b>	<b>24</b>	<b>31</b>	<b>34</b>	<b>0</b>	<b>104</b>
WASHINGTON						
Sansbury Care Center	0	0	7	32	0	39
Springfield Nursing and Rehabilitation Center	20	16	21	7	0	64
<b>WASHINGTON County Total:</b>	<b>20</b>	<b>16</b>	<b>28</b>	<b>39</b>	<b>0</b>	<b>103</b>
<b>ADD: 5 Total</b>	<b>162</b>	<b>266</b>	<b>367</b>	<b>400</b>	<b>4</b>	<b>1,199</b>
ADD:6						
BULLITT						
Green Meadows Health and Rehabilitation	6	19	29	45	0	99
Sanders Ridge Health Campus	2	4	21	24	0	51
<b>BULLITT County Total:</b>	<b>8</b>	<b>23</b>	<b>50</b>	<b>69</b>	<b>0</b>	<b>150</b>
HENRY						
New Castle Nursing and Rehab	10	11	16	19	0	56
<b>HENRY County Total:</b>	<b>10</b>	<b>11</b>	<b>16</b>	<b>19</b>	<b>0</b>	<b>56</b>

**2025 ANNUAL KENTUCKY LONG TERM CARE UTILIZATION AND SERVICE REPORT**

**Table 15 - Facility Resident Age Distribution- Nursing Facility Beds**

<b>ADD / Facility</b>	<b>Under 65</b>	<b>65-74</b>	<b>75-84</b>	<b>Over 85</b>	<b>Unknown</b>	<b>Total</b>
<b>JEFFERSON</b>						
Cherokee Park Rehabilitation	15	28	29	25	0	97
Chestnut Ridge Health & Rehab	29	23	13	5	0	70
Clifton Heights	40	27	15	4	0	86
Crescent Grove Memory and Personal Care Community and Sam Swope Center	7	17	37	70	0	131
Eastway Health and Rehabilitation	55	56	25	22	0	158
Essex Rehabilitation and Healthcare Center	6	34	45	30	0	115
Forest Springs Health Campus	2	3	20	28	0	53
Franciscan Health Care Center	3	16	25	33	0	77
Glen Ridge Health Campus	1	11	27	26	0	65
Highlands Nursing and Rehabilitation Center	21	31	55	34	2	143
Hillcreek Rehabilitation and Care	0	0	0	0	0	0
Home of the Innocents	72	0	0	0	0	72
Jeffersontown Rehabilitation	17	25	25	24	0	91
Kindred Hospital - Louisville (SNF)	27	9	5	0	0	41
Klondike Nursing and Rehabilitation Center	14	24	20	4	0	62
Little Sisters of the Poor	0	2	6	22	0	30
Louisville East Post Acute	50	30	40	43	0	163
Lyndon Crossing	50	35	28	14	0	127
Nazareth Home	2	7	42	58	0	109
Nazareth Home Clifton	3	21	31	48	0	103
Park Terrace Health Campus	3	18	24	35	0	80
Parkwood Health and Rehabilitation	15	12	23	14	0	64
Regency Center	38	30	24	17	0	109
River Oaks Health and Rehabilitation	14	24	35	19	0	92

**2025 ANNUAL KENTUCKY LONG TERM CARE UTILIZATION AND SERVICE REPORT**

**Table 15 - Facility Resident Age Distribution- Nursing Facility Beds**

<b>ADD / Facility</b>	<b>Under 65</b>	<b>65-74</b>	<b>75-84</b>	<b>Over 85</b>	<b>Unknown</b>	<b>Total</b>
Rivers Edge Rehabilitation and Healthcare Center	0	0	0	0	94	94
Seneca Place	23	46	26	16	0	111
Signature Healthcare at Glenview	0	0	0	0	0	0
Signature Healthcare at Jefferson Manor Rehab	14	21	35	21	0	91
Signature Healthcare at Jefferson Place Rehab	7	12	37	24	0	80
Signature Healthcare at Meadowview Rehab	0	0	0	0	0	0
Signature Healthcare at Rockford Rehab	24	36	21	16	0	97
Signature Healthcare at Summerfield Rehab and Wellness	18	27	35	22	0	102
Signature Healthcare at U of L Mary and Elizabeth Hosp.	0	0	0	0	0	0
Signature Healthcare of East Louisville	25	49	33	14	0	121
Signature Healthcare of South Louisville	14	34	35	14	0	97
St. Matthews Transitional Care	0	0	0	0	0	0
Sycamore Heights Health and Rehab	17	31	31	12	0	91
The Episcopal Church Home	0	0	7	18	0	25
The Springs at Stony Brook	1	5	18	24	0	48
The Willows at Springhurst	2	8	21	18	0	49
Treyton Oaks Towers	1	7	18	30	0	56
Valhalla Post Acute	44	37	45	35	0	161
Wesley Manor	1	5	22	29	0	57
Westminster Terrace	0	0	0	0	0	0
Westport Place Health Campus	1	9	13	33	0	56
<b>JEFFERSON County Total:</b>	<b>676</b>	<b>810</b>	<b>991</b>	<b>901</b>	<b>96</b>	<b>3,474</b>

**OLDHAM**

Friendship Health and Rehab	0	0	0	0	0	0
-----------------------------	---	---	---	---	---	---

## 2025 ANNUAL KENTUCKY LONG TERM CARE UTILIZATION AND SERVICE REPORT

### Table 15 - Facility Resident Age Distribution- Nursing Facility Beds

ADD / Facility	Under 65	65-74	75-84	Over 85	Unknown	Total
Richwood Nursing and Rehab	6	24	53	20	0	103
The Springs at Oldham Reserve	0	4	20	25	0	49
<b>OLDHAM County Total:</b>	<b>6</b>	<b>28</b>	<b>73</b>	<b>45</b>	<b>0</b>	<b>152</b>
<b>SHELBY</b>						
Crestview Center	1	6	14	35	0	56
Maple Grove Senior Living LLC	2	11	23	35	0	71
<b>SHELBY County Total:</b>	<b>3</b>	<b>17</b>	<b>37</b>	<b>70</b>	<b>0</b>	<b>127</b>
<b>SPENCER</b>						
Signature Healthcare of Spencer County	12	32	31	21	0	96
<b>SPENCER County Total:</b>	<b>12</b>	<b>32</b>	<b>31</b>	<b>21</b>	<b>0</b>	<b>96</b>
<b>TRIMBLE</b>						
Bedford Springs Health and Rehabilitation	18	8	15	10	0	51
<b>TRIMBLE County Total:</b>	<b>18</b>	<b>8</b>	<b>15</b>	<b>10</b>	<b>0</b>	<b>51</b>
<b>ADD: 6 Total</b>	<b>733</b>	<b>929</b>	<b>1,213</b>	<b>1,135</b>	<b>96</b>	<b>4,106</b>
<b>ADD:7</b>						
<b>BOONE</b>						
Belmont Terrace Nursing and Rehabilitation Center	39	50	32	6	0	127
Boonespring Transitional Care Center	9	34	47	52	0	142
Florence Park Care Center	25	40	45	19	0	129
<b>BOONE County Total:</b>	<b>73</b>	<b>124</b>	<b>124</b>	<b>77</b>	<b>0</b>	<b>398</b>
<b>CAMPBELL</b>						
Carmel Manor	3	15	43	23	0	84
Coldspring Transitional Care Center	7	37	52	31	0	127
Highlandspring of Ft. Thomas	6	32	49	51	1	139
St. Elizabeth Ft. Thomas SNF	0	6	4	4	0	14

2025 ANNUAL KENTUCKY LONG TERM CARE UTILIZATION AND SERVICE REPORT

Table 15 - Facility Resident Age Distribution- Nursing Facility Beds

ADD / Facility	Under 65	65-74	75-84	Over 85	Unknown	Total
The Seasons at Alexandria	10	13	24	53	0	100
<b>CAMPBELL County Total:</b>	<b>26</b>	<b>103</b>	<b>172</b>	<b>162</b>	<b>1</b>	<b>464</b>
CARROLL						
Signature Healthcare of Carrollton Rehab	13	20	17	13	0	63
<b>CARROLL County Total:</b>	<b>13</b>	<b>20</b>	<b>17</b>	<b>13</b>	<b>0</b>	<b>63</b>
GALLATIN						
Gallatin Nursing and Rehab	20	28	36	18	0	102
<b>GALLATIN County Total:</b>	<b>20</b>	<b>28</b>	<b>36</b>	<b>18</b>	<b>0</b>	<b>102</b>
GRANT						
Grant Healthcare and Rehabilitation	19	22	25	25	0	91
<b>GRANT County Total:</b>	<b>19</b>	<b>22</b>	<b>25</b>	<b>25</b>	<b>0</b>	<b>91</b>
KENTON						
Emerald Trace	1	4	14	20	0	39
Madonna Manor	1	8	14	32	0	55
Rosedale Green	1	22	52	97	0	172
St. Elizabeth Edgewood SNF	3	2	9	10	0	24
The Pavilion at Kenton	30	27	18	2	0	77
Village Care Center	12	10	36	31	0	89
Villaspring of Erlanger	8	22	63	36	0	129
Woodcrest Nursing and Rehabilitation Center	30	27	39	20	0	116
<b>KENTON County Total:</b>	<b>86</b>	<b>122</b>	<b>245</b>	<b>248</b>	<b>0</b>	<b>701</b>
OWEN						
Owenton Healthcare and Rehabilitation	31	24	19	10	0	84
<b>OWEN County Total:</b>	<b>31</b>	<b>24</b>	<b>19</b>	<b>10</b>	<b>0</b>	<b>84</b>

**2025 ANNUAL KENTUCKY LONG TERM CARE UTILIZATION AND SERVICE REPORT**

**Table 15 - Facility Resident Age Distribution- Nursing Facility Beds**

<b>ADD / Facility</b>	<b>Under 65</b>	<b>65-74</b>	<b>75-84</b>	<b>Over 85</b>	<b>Unknown</b>	<b>Total</b>
<b>PENDLETON</b>						
River Valley Nursing Home	8	9	14	28	0	59
<b>PENDLETON County Total:</b>	<b>8</b>	<b>9</b>	<b>14</b>	<b>28</b>	<b>0</b>	<b>59</b>
<b>ADD: 7 Total</b>	<b>276</b>	<b>452</b>	<b>652</b>	<b>581</b>	<b>1</b>	<b>1,962</b>
<b>ADD:8</b>						
<b>BRACKEN</b>						
Perkins Country Manor	6	12	11	2	0	31
<b>BRACKEN County Total:</b>	<b>6</b>	<b>12</b>	<b>11</b>	<b>2</b>	<b>0</b>	<b>31</b>
<b>FLEMING</b>						
Pioneer Trace Nursing Home	15	24	20	20	0	79
<b>FLEMING County Total:</b>	<b>15</b>	<b>24</b>	<b>20</b>	<b>20</b>	<b>0</b>	<b>79</b>
<b>LEWIS</b>						
Vanceburg Hills	31	22	20	11	0	84
<b>LEWIS County Total:</b>	<b>31</b>	<b>22</b>	<b>20</b>	<b>11</b>	<b>0</b>	<b>84</b>
<b>MASON</b>						
Maysville Nursing and Rehabilitation Facility	16	27	36	37	0	116
<b>MASON County Total:</b>	<b>16</b>	<b>27</b>	<b>36</b>	<b>37</b>	<b>0</b>	<b>116</b>
<b>ROBERTSON</b>						
Robertson County Health Care Facility	5	9	15	22	0	51
<b>ROBERTSON County Total:</b>	<b>5</b>	<b>9</b>	<b>15</b>	<b>22</b>	<b>0</b>	<b>51</b>
<b>ADD: 8 Total</b>	<b>73</b>	<b>94</b>	<b>102</b>	<b>92</b>	<b>0</b>	<b>361</b>

## 2025 ANNUAL KENTUCKY LONG TERM CARE UTILIZATION AND SERVICE REPORT

### Table 15 - Facility Resident Age Distribution- Nursing Facility Beds

ADD / Facility	Under 65	65-74	75-84	Over 85	Unknown	Total
<b>ADD:9</b>						
<b>BATH</b>						
Ridgeway Nursing and Rehabilitation	14	26	27	28	0	95
<b>BATH County Total:</b>	<b>14</b>	<b>26</b>	<b>27</b>	<b>28</b>	<b>0</b>	<b>95</b>
<b>MENIFEE</b>						
Menifee Meadows Nursing and Rehab LLC	5	10	18	20	0	53
<b>MENIFEE County Total:</b>	<b>5</b>	<b>10</b>	<b>18</b>	<b>20</b>	<b>0</b>	<b>53</b>
<b>MONTGOMERY</b>						
Mt. Sterling Health & Rehab, LLC	2	30	41	48	0	121
<b>MONTGOMERY County Total:</b>	<b>2</b>	<b>30</b>	<b>41</b>	<b>48</b>	<b>0</b>	<b>121</b>
<b>MORGAN</b>						
West Liberty Nursing and Rehabilitation Center	8	8	16	13	0	45
<b>MORGAN County Total:</b>	<b>8</b>	<b>8</b>	<b>16</b>	<b>13</b>	<b>0</b>	<b>45</b>
<b>ROWAN</b>						
Life Care Center of Morehead	17	24	29	17	0	87
St. Claire Medical Center TCU	0	0	0	0	0	0
<b>ROWAN County Total:</b>	<b>17</b>	<b>24</b>	<b>29</b>	<b>17</b>	<b>0</b>	<b>87</b>
<b>ADD: 9 Total</b>	<b>46</b>	<b>98</b>	<b>131</b>	<b>126</b>	<b>0</b>	<b>401</b>
<b>ADD:10</b>						
<b>BOYD</b>						
Boyd Nursing and Rehabilitation Center	16	17	15	10	0	58
Kings Daughters Rehab and Skilled Nursing Facility	0	0	0	0	0	0
Kingsbrook Lifecare Center	7	20	49	52	0	128

**2025 ANNUAL KENTUCKY LONG TERM CARE UTILIZATION AND SERVICE REPORT**

**Table 15 - Facility Resident Age Distribution- Nursing Facility Beds**

<b>ADD / Facility</b>	<b>Under 65</b>	<b>65-74</b>	<b>75-84</b>	<b>Over 85</b>	<b>Unknown</b>	<b>Total</b>
Woodland Oaks	3	16	44	41	0	104
<b>BOYD County Total:</b>	<b>26</b>	<b>53</b>	<b>108</b>	<b>103</b>	<b>0</b>	<b>290</b>
<b>CARTER</b>						
Carter Nursing and Rehabilitation Center	24	26	36	28	0	114
<b>CARTER County Total:</b>	<b>24</b>	<b>26</b>	<b>36</b>	<b>28</b>	<b>0</b>	<b>114</b>
<b>ELLIOTT</b>						
Elliott Nursing and Rehabilitation Center	8	20	23	17	0	68
<b>ELLIOTT County Total:</b>	<b>8</b>	<b>20</b>	<b>23</b>	<b>17</b>	<b>0</b>	<b>68</b>
<b>GREENUP</b>						
Oakmont Manor	5	22	27	24	0	78
South Shore Nursing and Rehabilitation Center	9	10	14	14	0	47
Wurtland Nursing and Rehabilitation Center	36	42	19	13	0	110
<b>GREENUP County Total:</b>	<b>50</b>	<b>74</b>	<b>60</b>	<b>51</b>	<b>0</b>	<b>235</b>
<b>LAWRENCE</b>						
Jordan Rehabilitation and Healthcare Center	0	0	0	0	98	98
<b>LAWRENCE County Total:</b>	<b>0</b>	<b>0</b>	<b>0</b>	<b>0</b>	<b>98</b>	<b>98</b>
<b>ADD: 10 Total</b>	<b>108</b>	<b>173</b>	<b>227</b>	<b>199</b>	<b>98</b>	<b>805</b>
<b>ADD:11</b>						
<b>FLOYD</b>						
Highlands ARH Regional Medical Center (NF)	0	0	0	0	0	0
Prestonsburg Health Care Center	4	14	32	1	0	51

**2025 ANNUAL KENTUCKY LONG TERM CARE UTILIZATION AND SERVICE REPORT**

**Table 15 - Facility Resident Age Distribution- Nursing Facility Beds**

<b>ADD / Facility</b>	<b>Under 65</b>	<b>65-74</b>	<b>75-84</b>	<b>Over 85</b>	<b>Unknown</b>	<b>Total</b>
Riverview Health Care Center	17	32	36	21	0	106
<b>FLOYD County Total:</b>	<b>21</b>	<b>46</b>	<b>68</b>	<b>22</b>	<b>0</b>	<b>157</b>
<b>JOHNSON</b>						
Mountain Manor of Paintsville	14	14	34	50	0	112
<b>JOHNSON County Total:</b>	<b>14</b>	<b>14</b>	<b>34</b>	<b>50</b>	<b>0</b>	<b>112</b>
<b>MAGOFFIN</b>						
Salyersville Nursing and Rehabilitation Center	47	29	23	8	0	107
<b>MAGOFFIN County Total:</b>	<b>47</b>	<b>29</b>	<b>23</b>	<b>8</b>	<b>0</b>	<b>107</b>
<b>MARTIN</b>						
Martin County Health Care Facility	9	12	27	11	0	59
<b>MARTIN County Total:</b>	<b>9</b>	<b>12</b>	<b>27</b>	<b>11</b>	<b>0</b>	<b>59</b>
<b>PIKE</b>						
Elkhorn Health and Rehabilitation	16	19	34	31	0	100
Good Shepherd Community Nursing Center	22	30	24	14	0	90
Parkview Post-Acute and Rehabilitation Center	0	0	0	0	0	0
Pikeville Nursing and Rehab Center	13	22	34	24	0	93
Tug Valley ARH Skilled Nursing Facility	3	4	6	4	0	17
<b>PIKE County Total:</b>	<b>54</b>	<b>75</b>	<b>98</b>	<b>73</b>	<b>0</b>	<b>300</b>
<b>ADD: 11 Total</b>	<b>145</b>	<b>176</b>	<b>250</b>	<b>164</b>	<b>0</b>	<b>735</b>
<b>ADD:12</b>						
<b>BREATHITT</b>						
Breathitt Health and Rehabilitation	20	22	20	9	0	71
<b>BREATHITT County Total:</b>	<b>20</b>	<b>22</b>	<b>20</b>	<b>9</b>	<b>0</b>	<b>71</b>

**2025 ANNUAL KENTUCKY LONG TERM CARE UTILIZATION AND SERVICE REPORT**

**Table 15 - Facility Resident Age Distribution- Nursing Facility Beds**

<b>ADD / Facility</b>	<b>Under 65</b>	<b>65-74</b>	<b>75-84</b>	<b>Over 85</b>	<b>Unknown</b>	<b>Total</b>
<b>KNOTT</b>						
Knott County Health and Rehabilitation Center	15	20	31	18	0	84
<b>KNOTT County Total:</b>	<b>15</b>	<b>20</b>	<b>31</b>	<b>18</b>	<b>0</b>	<b>84</b>
<b>LEE</b>						
Lee County Care and Rehabilitation Center	27	38	25	17	0	107
<b>LEE County Total:</b>	<b>27</b>	<b>38</b>	<b>25</b>	<b>17</b>	<b>0</b>	<b>107</b>
<b>LESLIE</b>						
Hyden Health and Rehabilitation Center	22	15	23	26	0	86
<b>LESLIE County Total:</b>	<b>22</b>	<b>15</b>	<b>23</b>	<b>26</b>	<b>0</b>	<b>86</b>
<b>LETCHER</b>						
Letcher Manor	31	35	26	23	0	115
<b>LETCHER County Total:</b>	<b>31</b>	<b>35</b>	<b>26</b>	<b>23</b>	<b>0</b>	<b>115</b>
<b>OWSLEY</b>						
Owsley County Health Care Center	10	20	28	19	0	77
<b>OWSLEY County Total:</b>	<b>10</b>	<b>20</b>	<b>28</b>	<b>19</b>	<b>0</b>	<b>77</b>
<b>PERRY</b>						
Hazard Health and Rehabilitation Center	35	53	58	40	0	186
Paul E Patton Eastern Ky Veterans Center	5	10	50	33	0	98
<b>PERRY County Total:</b>	<b>40</b>	<b>63</b>	<b>108</b>	<b>73</b>	<b>0</b>	<b>284</b>
<b>WOLFE</b>						
Wolfe County Health and Rehabilitation Center	15	17	25	27	0	84
<b>WOLFE County Total:</b>	<b>15</b>	<b>17</b>	<b>25</b>	<b>27</b>	<b>0</b>	<b>84</b>

**2025 ANNUAL KENTUCKY LONG TERM CARE UTILIZATION AND SERVICE REPORT**

**Table 15 - Facility Resident Age Distribution- Nursing Facility Beds**

<b>ADD / Facility</b>	<b>Under 65</b>	<b>65-74</b>	<b>75-84</b>	<b>Over 85</b>	<b>Unknown</b>	<b>Total</b>
<b>ADD: 12 Total</b>	<b>180</b>	<b>230</b>	<b>286</b>	<b>212</b>	<b>0</b>	<b>908</b>
<b>ADD:13</b>						
<b>BELL</b>						
Middlesboro Nursing and Rehab	7	9	31	43	0	90
Mountain View Rehabilitation and Healthcare Center	13	17	18	5	0	53
Pineville Community Hospital LTC	0	0	0	0	0	0
<b>BELL County Total:</b>	<b>20</b>	<b>26</b>	<b>49</b>	<b>48</b>	<b>0</b>	<b>143</b>
<b>CLAY</b>						
Landmark of Laurel Creek Rehab and Nursing	10	29	38	23	0	100
<b>CLAY County Total:</b>	<b>10</b>	<b>29</b>	<b>38</b>	<b>23</b>	<b>0</b>	<b>100</b>
<b>HARLAN</b>						
Harlan Health and Rehabilitation Center	31	40	31	19	0	121
Tri Cities Rehabilitation and Healthcare Center	0	0	0	0	60	60
<b>HARLAN County Total:</b>	<b>31</b>	<b>40</b>	<b>31</b>	<b>19</b>	<b>60</b>	<b>181</b>
<b>JACKSON</b>						
Signature HealthCare at Jackson Manor	7	15	17	12	0	51
<b>JACKSON County Total:</b>	<b>7</b>	<b>15</b>	<b>17</b>	<b>12</b>	<b>0</b>	<b>51</b>
<b>KNOX</b>						
Barbourville Health and Rehabilitation Center	9	26	35	43	0	113
Christian Health Center - Corbin	3	10	40	41	0	94
<b>KNOX County Total:</b>	<b>12</b>	<b>36</b>	<b>75</b>	<b>84</b>	<b>0</b>	<b>207</b>
<b>LAUREL</b>						
Hillcrest Health and Rehabilitation Center	13	34	32	24	0	103

**2025 ANNUAL KENTUCKY LONG TERM CARE UTILIZATION AND SERVICE REPORT**

**Table 15 - Facility Resident Age Distribution- Nursing Facility Beds**

<b>ADD / Facility</b>	<b>Under 65</b>	<b>65-74</b>	<b>75-84</b>	<b>Over 85</b>	<b>Unknown</b>	<b>Total</b>
Laurel Heights Home for the Elderly	6	22	54	61	0	143
<b>LAUREL County Total:</b>	<b>19</b>	<b>56</b>	<b>86</b>	<b>85</b>	<b>0</b>	<b>246</b>
<b>ROCKCASTLE</b>						
Rockcastle Health and Rehabilitation Center	26	34	22	15	0	97
Rockcastle Regional Hospital and Respiratory Care	81	22	7	3	0	113
<b>ROCKCASTLE County Total:</b>	<b>107</b>	<b>56</b>	<b>29</b>	<b>18</b>	<b>0</b>	<b>210</b>
<b>WHITLEY</b>						
Corbin Health and Rehabilitation Center	14	26	37	13	0	90
The Heritage	7	16	20	41	0	84
Williamsburg Health and Rehabilitation Center	5	16	44	32	0	97
<b>WHITLEY County Total:</b>	<b>26</b>	<b>58</b>	<b>101</b>	<b>86</b>	<b>0</b>	<b>271</b>
<b>ADD: 13 Total</b>	<b>232</b>	<b>316</b>	<b>426</b>	<b>375</b>	<b>60</b>	<b>1,409</b>
<b>ADD:14</b>						
<b>ADAIR</b>						
Signature Healthcare at Summit Manor Rehab	11	23	30	23	0	87
<b>ADAIR County Total:</b>	<b>11</b>	<b>23</b>	<b>30</b>	<b>23</b>	<b>0</b>	<b>87</b>
<b>CASEY</b>						
Liberty Care and Rehabilitation Center	15	18	27	29	0	89
<b>CASEY County Total:</b>	<b>15</b>	<b>18</b>	<b>27</b>	<b>29</b>	<b>0</b>	<b>89</b>
<b>CLINTON</b>						
Clinton County Care and Rehabilitation Center	1	7	20	20	0	48
<b>CLINTON County Total:</b>	<b>1</b>	<b>7</b>	<b>20</b>	<b>20</b>	<b>0</b>	<b>48</b>

**2025 ANNUAL KENTUCKY LONG TERM CARE UTILIZATION AND SERVICE REPORT**

**Table 15 - Facility Resident Age Distribution- Nursing Facility Beds**

<b>ADD / Facility</b>	<b>Under 65</b>	<b>65-74</b>	<b>75-84</b>	<b>Over 85</b>	<b>Unknown</b>	<b>Total</b>
<b>CUMBERLAND</b>						
Cumberland Valley Nursing and Rehabilitation Center	13	17	29	24	0	83
<b>CUMBERLAND County Total:</b>	<b>13</b>	<b>17</b>	<b>29</b>	<b>24</b>	<b>0</b>	<b>83</b>
<b>GREEN</b>						
Green River Trails	24	23	26	34	0	107
McDowell Skilled Nursing Facility	0	0	0	0	0	0
<b>GREEN County Total:</b>	<b>24</b>	<b>23</b>	<b>26</b>	<b>34</b>	<b>0</b>	<b>107</b>
<b>MCCREARY</b>						
Signature Healthcare of McCreary County Rehab	5	20	18	14	0	57
<b>MCCREARY County Total:</b>	<b>5</b>	<b>20</b>	<b>18</b>	<b>14</b>	<b>0</b>	<b>57</b>
<b>PULASKI</b>						
Cumberland Nursing and Rehabilitation Center	14	14	30	28	0	86
Lake Cumberland Regional Hospital SCU	0	2	5	3	0	10
Somerset Nursing and Rehabilitation Facility	5	17	33	61	0	116
Somerwoods Rehabilitation and Healthcare Center	0	0	0	0	104	104
<b>PULASKI County Total:</b>	<b>19</b>	<b>33</b>	<b>68</b>	<b>92</b>	<b>104</b>	<b>316</b>
<b>RUSSELL</b>						
Fair Oaks Health Systems	12	18	34	34	0	98
<b>RUSSELL County Total:</b>	<b>12</b>	<b>18</b>	<b>34</b>	<b>34</b>	<b>0</b>	<b>98</b>
<b>TAYLOR</b>						
Campbellsville Nursing and Rehabilitation	8	12	24	16	0	60

**2025 ANNUAL KENTUCKY LONG TERM CARE UTILIZATION AND SERVICE REPORT**

**Table 15 - Facility Resident Age Distribution- Nursing Facility Beds**

<b>ADD / Facility</b>	<b>Under 65</b>	<b>65-74</b>	<b>75-84</b>	<b>Over 85</b>	<b>Unknown</b>	<b>Total</b>
Grandview Nursing and Rehabilitation Facility	6	7	25	37	0	75
<b>TAYLOR County Total:</b>	<b>14</b>	<b>19</b>	<b>49</b>	<b>53</b>	<b>0</b>	<b>135</b>
<b>WAYNE</b>						
Mountain Ridge Health and Rehabilitation	11	15	11	19	0	56
<b>WAYNE County Total:</b>	<b>11</b>	<b>15</b>	<b>11</b>	<b>19</b>	<b>0</b>	<b>56</b>
<b>ADD: 14 Total</b>	<b>125</b>	<b>193</b>	<b>312</b>	<b>342</b>	<b>104</b>	<b>1,076</b>
<b>ADD:15</b>						
<b>ANDERSON</b>						
Signature Healthcare at Heritage Hall Rehab	8	14	38	25	0	85
<b>ANDERSON County Total:</b>	<b>8</b>	<b>14</b>	<b>38</b>	<b>25</b>	<b>0</b>	<b>85</b>
<b>BOURBON</b>						
Bourbon Heights	5	9	30	38	0	82
<b>BOURBON County Total:</b>	<b>5</b>	<b>9</b>	<b>30</b>	<b>38</b>	<b>0</b>	<b>82</b>
<b>BOYLE</b>						
Danville Center for Health	10	27	30	23	0	90
Henson Park Health and Rehabilitation	12	19	21	24	0	76
<b>BOYLE County Total:</b>	<b>22</b>	<b>46</b>	<b>51</b>	<b>47</b>	<b>0</b>	<b>166</b>
<b>CLARK</b>						
Clark Regional Medical Center Transitional Care Unit	0	0	0	0	0	0
Fountain Circle Care and Rehab Center	27	44	39	27	0	137
<b>CLARK County Total:</b>	<b>27</b>	<b>44</b>	<b>39</b>	<b>27</b>	<b>0</b>	<b>137</b>

**2025 ANNUAL KENTUCKY LONG TERM CARE UTILIZATION AND SERVICE REPORT**

**Table 15 - Facility Resident Age Distribution- Nursing Facility Beds**

<b>ADD / Facility</b>	<b>Under 65</b>	<b>65-74</b>	<b>75-84</b>	<b>Over 85</b>	<b>Unknown</b>	<b>Total</b>
<b>ESTILL</b>						
Irvine Nursing and Rehabilitation	20	21	21	17	0	79
<b>ESTILL County Total:</b>	<b>20</b>	<b>21</b>	<b>21</b>	<b>17</b>	<b>0</b>	<b>79</b>
<b>FAYETTE</b>						
Bluegrass Care and Rehabilitation Center	17	32	44	21	0	114
Cambridge Nursing and Rehabilitation Center	15	29	35	27	0	106
Cardinal Hill Rehab Unit	0	0	0	0	0	0
Hartland Park Health and Rehabilitation	11	37	48	42	0	138
Homestead Post Acute	7	32	69	24	0	132
Lexington Country Place	2	5	14	67	0	88
Lexington Premier Nursing and Rehab, LLC	22	28	36	26	0	112
Mayfair Manor	8	27	29	26	0	90
Pine Meadows Post Acute	17	27	54	18	0	116
Sayre Christian Village Nursing Home	3	56	45	32	0	136
Signature Healthcare at Tanbark Rehab	0	0	0	0	0	0
The Willows at Citation	0	8	17	23	0	48
The Willows at Fritz Farm	0	5	21	25	0	51
The Willows at Hamburg	1	5	14	29	0	49
<b>FAYETTE County Total:</b>	<b>103</b>	<b>291</b>	<b>426</b>	<b>360</b>	<b>0</b>	<b>1,180</b>
<b>FRANKLIN</b>						
Bradford Square Center	17	28	37	11	0	93
Frankfort Trails	39	23	18	7	0	87
<b>FRANKLIN County Total:</b>	<b>56</b>	<b>51</b>	<b>55</b>	<b>18</b>	<b>0</b>	<b>180</b>

**2025 ANNUAL KENTUCKY LONG TERM CARE UTILIZATION AND SERVICE REPORT**

**Table 15 - Facility Resident Age Distribution- Nursing Facility Beds**

<b>ADD / Facility</b>	<b>Under 65</b>	<b>65-74</b>	<b>75-84</b>	<b>Over 85</b>	<b>Unknown</b>	<b>Total</b>
<b>GARRARD</b>						
Landmark of Lancaster Rehabilitation and Nursing	16	19	30	27	0	92
<b>GARRARD County Total:</b>	<b>16</b>	<b>19</b>	<b>30</b>	<b>27</b>	<b>0</b>	<b>92</b>
<b>HARRISON</b>						
Cedar Ridge Health Campus	2	3	14	26	0	45
Edgemont Healthcare	9	23	25	9	0	66
Harrison Nursing and Rehabilitation Center	13	14	17	6	0	50
<b>HARRISON County Total:</b>	<b>24</b>	<b>40</b>	<b>56</b>	<b>41</b>	<b>0</b>	<b>161</b>
<b>JESSAMINE</b>						
Nicholasville Nursing and Rehabilitation	7	17	27	17	0	68
Thomson Hood Veterans Center	4	12	49	77	0	142
<b>JESSAMINE County Total:</b>	<b>11</b>	<b>29</b>	<b>76</b>	<b>94</b>	<b>0</b>	<b>210</b>
<b>LINCOLN</b>						
Stanford Crossing	36	23	35	16	7	117
<b>LINCOLN County Total:</b>	<b>36</b>	<b>23</b>	<b>35</b>	<b>16</b>	<b>7</b>	<b>117</b>
<b>MADISON</b>						
Berea Health and Rehabilitation	6	18	38	19	0	81
Kenwood Health and Rehabilitation Center	13	10	42	24	0	89
Madison Health and Rehabilitation Center	22	20	28	12	0	82
Telford Terrace	0	0	2	18	0	20
The Terrace Nursing and Rehabilitation	7	17	35	40	0	99
<b>MADISON County Total:</b>	<b>48</b>	<b>65</b>	<b>145</b>	<b>113</b>	<b>0</b>	<b>371</b>

**2025 ANNUAL KENTUCKY LONG TERM CARE UTILIZATION AND SERVICE REPORT**

**Table 15 - Facility Resident Age Distribution- Nursing Facility Beds**

<b>ADD / Facility</b>	<b>Under 65</b>	<b>65-74</b>	<b>75-84</b>	<b>Over 85</b>	<b>Unknown</b>	<b>Total</b>
<b>MERCER</b>						
Harrodsburg Health and Rehab Ctr.	16	26	33	23	0	98
The Willows at Harrodsburg	3	4	13	16	0	36
<b>MERCER County Total:</b>	<b>19</b>	<b>30</b>	<b>46</b>	<b>39</b>	<b>0</b>	<b>134</b>
<b>NICHOLAS</b>						
Willowbrook Healthcare	3	12	13	12	0	40
<b>NICHOLAS County Total:</b>	<b>3</b>	<b>12</b>	<b>13</b>	<b>12</b>	<b>0</b>	<b>40</b>
<b>POWELL</b>						
Stanton Nursing and Rehabilitation Center	16	20	23	16	0	75
<b>POWELL County Total:</b>	<b>16</b>	<b>20</b>	<b>23</b>	<b>16</b>	<b>0</b>	<b>75</b>
<b>SCOTT</b>						
Dover Nursing and Rehabilitation	11	23	26	17	0	77
Signature Healthcare of Georgetown	8	9	28	20	0	65
<b>SCOTT County Total:</b>	<b>19</b>	<b>32</b>	<b>54</b>	<b>37</b>	<b>0</b>	<b>142</b>
<b>WOODFORD</b>						
The Homeplace at Midway	0	0	11	12	0	23
<b>WOODFORD County Total:</b>	<b>0</b>	<b>0</b>	<b>11</b>	<b>12</b>	<b>0</b>	<b>23</b>
<b>ADD: 15 Total</b>	<b>433</b>	<b>746</b>	<b>1,149</b>	<b>939</b>	<b>7</b>	<b>3,274</b>
<b>Statewide Total</b>	<b>3,351</b>	<b>4,842</b>	<b>6,771</b>	<b>6,033</b>	<b>574</b>	<b>21,571</b>

**2025 ANNUAL KENTUCKY LONG TERM CARE UTILIZATION AND SERVICE REPORT**

**Table 16 - Facility Resident Age Distribution- Personal Care Beds**

<b>ADD / Facility</b>	<b>Under 65</b>	<b>65-74</b>	<b>75-84</b>	<b>Over 85</b>	<b>Unknown</b>	<b>Total</b>
<b>ADD:1</b>						
<b>CARLISLE</b>						
Countryside Center	5	2	0	0	0	7
<b>CARLISLE County Total:</b>	<b>5</b>	<b>2</b>	<b>0</b>	<b>0</b>	<b>0</b>	<b>7</b>
<b>GRAVES</b>						
Fern Terrace of Mayfield	106	15	3	2	0	126
<b>GRAVES County Total:</b>	<b>106</b>	<b>15</b>	<b>3</b>	<b>2</b>	<b>0</b>	<b>126</b>
<b>HICKMAN</b>						
Clinton Hickman County Nursing Facility	0	0	2	2	0	4
Clinton Place	3	2	4	1	0	10
<b>HICKMAN County Total:</b>	<b>3</b>	<b>2</b>	<b>6</b>	<b>3</b>	<b>0</b>	<b>14</b>
<b>ADD: 1 Total</b>	<b>114</b>	<b>19</b>	<b>9</b>	<b>5</b>	<b>0</b>	<b>147</b>
<b>ADD:2</b>						
<b>CALDWELL</b>						
Highland Homes I LLC	32	7	4	0	0	43
<b>CALDWELL County Total:</b>	<b>32</b>	<b>7</b>	<b>4</b>	<b>0</b>	<b>0</b>	<b>43</b>
<b>CHRISTIAN</b>						
Christian County Manor I LLC	32	9	0	0	0	41
Christian Health Center, Hopkinsville	0	0	0	2	0	2
Pennyryle I LLC	45	39	2	0	8	94
<b>CHRISTIAN County Total:</b>	<b>77</b>	<b>48</b>	<b>2</b>	<b>2</b>	<b>8</b>	<b>137</b>
<b>CRITTENDEN</b>						
Crittenden County Health and Rehabilitation Center	0	0	0	0	0	0
<b>CRITTENDEN County Total:</b>	<b>0</b>	<b>0</b>	<b>0</b>	<b>0</b>	<b>0</b>	<b>0</b>
<b>HOPKINS</b>						
Madisonville Rest Home I LLC	47	3	0	0	0	50

**2025 ANNUAL KENTUCKY LONG TERM CARE UTILIZATION AND SERVICE REPORT**

**Table 16 - Facility Resident Age Distribution- Personal Care Beds**

<b>ADD / Facility</b>	<b>Under 65</b>	<b>65-74</b>	<b>75-84</b>	<b>Over 85</b>	<b>Unknown</b>	<b>Total</b>
The Homestead	27	9	4	2	0	42
<b>HOPKINS County Total:</b>	<b>74</b>	<b>12</b>	<b>4</b>	<b>2</b>	<b>0</b>	<b>92</b>
<b>MUHLENBERG</b>						
Greenville Nursing and Rehabilitation	0	0	0	0	0	0
Sparks Nursing Center	43	17	13	3	0	76
<b>MUHLENBERG County Total:</b>	<b>43</b>	<b>17</b>	<b>13</b>	<b>3</b>	<b>0</b>	<b>76</b>
<b>TRIGG</b>						
Better Senior Living I, LLC	43	10	2	0	0	55
<b>TRIGG County Total:</b>	<b>43</b>	<b>10</b>	<b>2</b>	<b>0</b>	<b>0</b>	<b>55</b>
<b>ADD: 2 Total</b>	<b>269</b>	<b>94</b>	<b>25</b>	<b>7</b>	<b>8</b>	<b>403</b>
<b>ADD:3</b>						
<b>DAVISS</b>						
Carmel Home	0	3	8	61	0	72
Chautauqua Health and Rehab	2	5	4	2	0	13
Davco Rest Home	50	20	5	1	0	76
Fern Terrace of Owensboro, LLC	23	20	9	4	0	56
Rosedale Rest Home	0	0	0	0	0	0
<b>DAVISS County Total:</b>	<b>75</b>	<b>48</b>	<b>26</b>	<b>68</b>	<b>0</b>	<b>217</b>
<b>HANCOCK</b>						
Lewisport Rest Home I LLC	47	4	2	0	0	53
<b>HANCOCK County Total:</b>	<b>47</b>	<b>4</b>	<b>2</b>	<b>0</b>	<b>0</b>	<b>53</b>
<b>HENDERSON</b>						
Henderson Manor	40	4	0	0	0	44
<b>HENDERSON County Total:</b>	<b>40</b>	<b>4</b>	<b>0</b>	<b>0</b>	<b>0</b>	<b>44</b>

**2025 ANNUAL KENTUCKY LONG TERM CARE UTILIZATION AND SERVICE REPORT**

**Table 16 - Facility Resident Age Distribution- Personal Care Beds**

<b>ADD / Facility</b>	<b>Under 65</b>	<b>65-74</b>	<b>75-84</b>	<b>Over 85</b>	<b>Unknown</b>	<b>Total</b>
<b>OHIO</b>						
Beaver Dam Nursing and Rehab Center	1	2	2	1	0	6
<b>OHIO County Total:</b>	<b>1</b>	<b>2</b>	<b>2</b>	<b>1</b>	<b>0</b>	<b>6</b>
<b>ADD: 3 Total</b>	<b>163</b>	<b>58</b>	<b>30</b>	<b>69</b>	<b>0</b>	<b>320</b>
<b>ADD:4</b>						
<b>ALLEN</b>						
Cornerstone Manor	22	10	1	0	0	33
Scottsville Manor	28	6	4	0	0	38
<b>ALLEN County Total:</b>	<b>50</b>	<b>16</b>	<b>5</b>	<b>0</b>	<b>0</b>	<b>71</b>
<b>BARREN</b>						
NHC HealthCare, Glasgow	0	0	0	0	0	0
<b>BARREN County Total:</b>	<b>0</b>	<b>0</b>	<b>0</b>	<b>0</b>	<b>0</b>	<b>0</b>
<b>METCALFE</b>						
Harpers Home for the Aged	13	2	1	0	0	16
Metcalfe Health Care Center	0	1	0	1	0	2
<b>METCALFE County Total:</b>	<b>13</b>	<b>3</b>	<b>1</b>	<b>1</b>	<b>0</b>	<b>18</b>
<b>WARREN</b>						
Christian Health Center of Bowling Green	0	0	0	0	0	0
Fern Terrace of Bowling Green	0	0	0	0	0	0
<b>WARREN County Total:</b>	<b>0</b>	<b>0</b>	<b>0</b>	<b>0</b>	<b>0</b>	<b>0</b>
<b>ADD: 4 Total</b>	<b>63</b>	<b>19</b>	<b>6</b>	<b>1</b>	<b>0</b>	<b>89</b>
<b>ADD:5</b>						
<b>HARDIN</b>						
Helmwood Healthcare Ctr. and Elizabeth Sanford Swope Personal Care	0	0	0	8	0	8

**2025 ANNUAL KENTUCKY LONG TERM CARE UTILIZATION AND SERVICE REPORT**

**Table 16 - Facility Resident Age Distribution- Personal Care Beds**

<b>ADD / Facility</b>	<b>Under 65</b>	<b>65-74</b>	<b>75-84</b>	<b>Over 85</b>	<b>Unknown</b>	<b>Total</b>
Peridot Senior Living	0	3	1	18	0	22
Signature Healthcare at North Hardin Rehab	0	0	0	0	0	0
<b>HARDIN County Total:</b>	<b>0</b>	<b>3</b>	<b>1</b>	<b>26</b>	<b>0</b>	<b>30</b>
<b>MARION</b>						
Loretto Living Ctr. at Loretto Motherhouse Infirmary, Inc.	0	0	2	5	0	7
Village of Lebanon	0	0	0	0	0	0
<b>MARION County Total:</b>	<b>0</b>	<b>0</b>	<b>2</b>	<b>5</b>	<b>0</b>	<b>7</b>
<b>WASHINGTON</b>						
Sansbury Care Center	0	0	0	4	0	4
<b>WASHINGTON County Total:</b>	<b>0</b>	<b>0</b>	<b>0</b>	<b>4</b>	<b>0</b>	<b>4</b>
<b>ADD: 5 Total</b>	<b>0</b>	<b>3</b>	<b>3</b>	<b>35</b>	<b>0</b>	<b>41</b>
<b>ADD:6</b>						
<b>BULLITT</b>						
Colonial House of Shepherdsville	34	23	3	0	0	60
<b>BULLITT County Total:</b>	<b>34</b>	<b>23</b>	<b>3</b>	<b>0</b>	<b>0</b>	<b>60</b>
<b>JEFFERSON</b>						
Barton House of Louisville 1	1	1	8	7	0	17
Crescent Grove Memory and Personal Care Community and Sam Swope Center	0	5	16	35	0	56
Eastern Star Home in KY	0	0	0	5	0	5
Glen Ridge Health Campus	0	1	8	12	0	21
Hallmark House Louisville II	0	0	7	12	0	19
Little Sisters of the Poor	0	1	3	5	0	9
Louisville Protestant Altenheim	0	1	2	8	0	11
Nazareth Home	0	2	13	31	0	46
Nazareth Home Clifton	0	0	0	0	0	0

**2025 ANNUAL KENTUCKY LONG TERM CARE UTILIZATION AND SERVICE REPORT**

**Table 16 - Facility Resident Age Distribution- Personal Care Beds**

<b>ADD / Facility</b>	<b>Under 65</b>	<b>65-74</b>	<b>75-84</b>	<b>Over 85</b>	<b>Unknown</b>	<b>Total</b>
The Pinnacle of Louisville	1	5	13	27	0	46
The Springs at Stony Brook	0	1	11	13	0	25
Treyton Oaks Towers	0	1	13	30	0	44
Wesley Manor	0	1	8	14	0	23
<b>JEFFERSON County Total:</b>	<b>2</b>	<b>19</b>	<b>102</b>	<b>199</b>	<b>0</b>	<b>322</b>
<b>SHELBY</b>						
Colonial Manor	10	20	4	0	0	34
Maple Grove Senior Living LLC	3	3	7	10	0	23
<b>SHELBY County Total:</b>	<b>13</b>	<b>23</b>	<b>11</b>	<b>10</b>	<b>0</b>	<b>57</b>
<b>ADD: 6 Total</b>	<b>49</b>	<b>65</b>	<b>116</b>	<b>209</b>	<b>0</b>	<b>439</b>
<b>ADD:7</b>						
<b>CAMPBELL</b>						
Carmel Manor	0	8	3	0	0	11
<b>CAMPBELL County Total:</b>	<b>0</b>	<b>8</b>	<b>3</b>	<b>0</b>	<b>0</b>	<b>11</b>
<b>CARROLL</b>						
Carrollton Manor	19	11	2	0	0	32
Valley Haven Rest Home	21	20	1	0	0	42
<b>CARROLL County Total:</b>	<b>40</b>	<b>31</b>	<b>3</b>	<b>0</b>	<b>0</b>	<b>74</b>
<b>KENTON</b>						
Ivy Knoll	1	4	12	10	0	27
Regency Manor	10	19	1	0	0	30
Regency Manor North	0	0	0	0	0	0
<b>KENTON County Total:</b>	<b>11</b>	<b>23</b>	<b>13</b>	<b>10</b>	<b>0</b>	<b>57</b>
<b>PENDLETON</b>						
Falmouth Personal Care Home	25	2	0	0	0	27

**2025 ANNUAL KENTUCKY LONG TERM CARE UTILIZATION AND SERVICE REPORT**

**Table 16 - Facility Resident Age Distribution- Personal Care Beds**

<b>ADD / Facility</b>	<b>Under 65</b>	<b>65-74</b>	<b>75-84</b>	<b>Over 85</b>	<b>Unknown</b>	<b>Total</b>
The Front Gate	8	10	1	0	0	19
<b>PENDLETON County Total:</b>	<b>33</b>	<b>12</b>	<b>1</b>	<b>0</b>	<b>0</b>	<b>46</b>
<b>ADD: 7 Total</b>	<b>84</b>	<b>74</b>	<b>20</b>	<b>10</b>	<b>0</b>	<b>188</b>
<b>ADD:9</b>						
<b>MENIFEE</b>						
Menifee Meadows Nursing and Rehab LLC	3	0	0	0	0	3
<b>MENIFEE County Total:</b>	<b>3</b>	<b>0</b>	<b>0</b>	<b>0</b>	<b>0</b>	<b>3</b>
<b>MONTGOMERY</b>						
Mt. Sterling Personal Care, LLC	0	1	5	13	0	19
<b>MONTGOMERY County Total:</b>	<b>0</b>	<b>1</b>	<b>5</b>	<b>13</b>	<b>0</b>	<b>19</b>
<b>MORGAN</b>						
West Liberty Nursing and Rehabilitation Center	0	0	0	0	0	0
<b>MORGAN County Total:</b>	<b>0</b>	<b>0</b>	<b>0</b>	<b>0</b>	<b>0</b>	<b>0</b>
<b>ADD: 9 Total</b>	<b>3</b>	<b>1</b>	<b>5</b>	<b>13</b>	<b>0</b>	<b>22</b>
<b>ADD:10</b>						
<b>BOYD</b>						
Genesis Health of Ashland	14	2	0	0	11	27
Genesis II Health	15	7	5	0	0	27
Kings Daughters and Sons Home	1	3	14	16	0	34
<b>BOYD County Total:</b>	<b>30</b>	<b>12</b>	<b>19</b>	<b>16</b>	<b>11</b>	<b>88</b>
<b>GREENUP</b>						
Frasures Personal Care Home	43	7	3	1	0	54

**2025 ANNUAL KENTUCKY LONG TERM CARE UTILIZATION AND SERVICE REPORT**

**Table 16 - Facility Resident Age Distribution- Personal Care Beds**

<b>ADD / Facility</b>	<b>Under 65</b>	<b>65-74</b>	<b>75-84</b>	<b>Over 85</b>	<b>Unknown</b>	<b>Total</b>
Trinity Station Retirement Community	0	0	10	13	0	23
<b>GREENUP County Total:</b>	<b>43</b>	<b>7</b>	<b>13</b>	<b>14</b>	<b>0</b>	<b>77</b>
<b>LAWRENCE</b>						
Jordan Rehabilitation and Healthcare Center	0	0	0	0	0	0
<b>LAWRENCE County Total:</b>	<b>0</b>	<b>0</b>	<b>0</b>	<b>0</b>	<b>0</b>	<b>0</b>
<b>ADD: 10 Total</b>	<b>73</b>	<b>19</b>	<b>32</b>	<b>30</b>	<b>11</b>	<b>165</b>
<b>ADD:11</b>						
<b>MAGOFFIN</b>						
Salyersville Nursing and Rehabilitation Center	0	0	0	0	0	0
<b>MAGOFFIN County Total:</b>	<b>0</b>	<b>0</b>	<b>0</b>	<b>0</b>	<b>0</b>	<b>0</b>
<b>PIKE</b>						
Good Shepherd Community Nursing Center	0	0	0	0	0	0
<b>PIKE County Total:</b>	<b>0</b>	<b>0</b>	<b>0</b>	<b>0</b>	<b>0</b>	<b>0</b>
<b>ADD: 11 Total</b>	<b>0</b>	<b>0</b>	<b>0</b>	<b>0</b>	<b>0</b>	<b>0</b>
<b>ADD:12</b>						
<b>KNOTT</b>						
Golden Years Rest Home	41	29	12	0	0	82
<b>KNOTT County Total:</b>	<b>41</b>	<b>29</b>	<b>12</b>	<b>0</b>	<b>0</b>	<b>82</b>
<b>ADD: 12 Total</b>	<b>41</b>	<b>29</b>	<b>12</b>	<b>0</b>	<b>0</b>	<b>82</b>
<b>ADD:13</b>						
<b>BELL</b>						
Generations Center of Middlesboro	19	21	16	2	0	58
<b>BELL County Total:</b>	<b>19</b>	<b>21</b>	<b>16</b>	<b>2</b>	<b>0</b>	<b>58</b>

## 2025 ANNUAL KENTUCKY LONG TERM CARE UTILIZATION AND SERVICE REPORT

### Table 16 - Facility Resident Age Distribution- Personal Care Beds

ADD / Facility	Under 65	65-74	75-84	Over 85	Unknown	Total
<b>HARLAN</b>						
The Laurels	29	26	11	2	0	68
<b>HARLAN County Total:</b>	<b>29</b>	<b>26</b>	<b>11</b>	<b>2</b>	<b>0</b>	<b>68</b>
<b>KNOX</b>						
Christian Health Center - Corbin	0	1	0	0	0	1
<b>KNOX County Total:</b>	<b>0</b>	<b>1</b>	<b>0</b>	<b>0</b>	<b>0</b>	<b>1</b>
<b>ADD: 13 Total</b>	<b>48</b>	<b>48</b>	<b>27</b>	<b>4</b>	<b>0</b>	<b>127</b>
<b>ADD:14</b>						
<b>MCCREARY</b>						
Cumberland Manor Rest Home I LLC	33	11	2	0	0	46
<b>MCCREARY County Total:</b>	<b>33</b>	<b>11</b>	<b>2</b>	<b>0</b>	<b>0</b>	<b>46</b>
<b>TAYLOR</b>						
Bluegrass Way	2	1	4	13	0	20
<b>TAYLOR County Total:</b>	<b>2</b>	<b>1</b>	<b>4</b>	<b>13</b>	<b>0</b>	<b>20</b>
<b>WAYNE</b>						
Dishman Personal Care Home	40	9	0	0	0	49
Mountain Ridge Health and Rehabilitation	0	0	0	0	0	0
<b>WAYNE County Total:</b>	<b>40</b>	<b>9</b>	<b>0</b>	<b>0</b>	<b>0</b>	<b>49</b>
<b>ADD: 14 Total</b>	<b>75</b>	<b>21</b>	<b>6</b>	<b>13</b>	<b>0</b>	<b>115</b>
<b>ADD:15</b>						
<b>BOURBON</b>						
Bourbon Heights	0	1	0	1	0	2
<b>BOURBON County Total:</b>	<b>0</b>	<b>1</b>	<b>0</b>	<b>1</b>	<b>0</b>	<b>2</b>

**2025 ANNUAL KENTUCKY LONG TERM CARE UTILIZATION AND SERVICE REPORT**

**Table 16 - Facility Resident Age Distribution- Personal Care Beds**

<b>ADD / Facility</b>	<b>Under 65</b>	<b>65-74</b>	<b>75-84</b>	<b>Over 85</b>	<b>Unknown</b>	<b>Total</b>
<b>ESTILL</b>						
Irvine Nursing and Rehabilitation	0	1	0	0	0	1
<b>ESTILL County Total:</b>	<b>0</b>	<b>1</b>	<b>0</b>	<b>0</b>	<b>0</b>	<b>1</b>
<b>FAYETTE</b>						
Central Ky Recovery Center Unit 1	0	0	0	0	0	0
Central KY Recovery Center Unit 2	12	1	0	0	0	13
Richmond Place Senior Living	2	5	20	44	0	71
Signature Healthcare at Tanbark Rehab	0	0	0	0	0	0
The Willows at Hamburg	0	2	8	15	0	25
<b>FAYETTE County Total:</b>	<b>14</b>	<b>8</b>	<b>28</b>	<b>59</b>	<b>0</b>	<b>109</b>
<b>HARRISON</b>						
Parkside Manor	25	15	5	0	0	45
Shady Lawn	45	13	0	0	0	58
<b>HARRISON County Total:</b>	<b>70</b>	<b>28</b>	<b>5</b>	<b>0</b>	<b>0</b>	<b>103</b>
<b>JESSAMINE</b>						
Rose Terrace, LLC	20	12	3	1	0	36
Wesley Village	0	0	2	20	0	22
<b>JESSAMINE County Total:</b>	<b>20</b>	<b>12</b>	<b>5</b>	<b>21</b>	<b>0</b>	<b>58</b>
<b>LINCOLN</b>						
Waynesburg Manor	15	10	3	0	0	28
<b>LINCOLN County Total:</b>	<b>15</b>	<b>10</b>	<b>3</b>	<b>0</b>	<b>0</b>	<b>28</b>
<b>MADISON</b>						
Telford Terrace	0	1	1	11	0	13
<b>MADISON County Total:</b>	<b>0</b>	<b>1</b>	<b>1</b>	<b>11</b>	<b>0</b>	<b>13</b>

**2025 ANNUAL KENTUCKY LONG TERM CARE UTILIZATION AND SERVICE REPORT**

**Table 16 - Facility Resident Age Distribution- Personal Care Beds**

<b>ADD / Facility</b>	<b>Under 65</b>	<b>65-74</b>	<b>75-84</b>	<b>Over 85</b>	<b>Unknown</b>	<b>Total</b>
<b>MERCER</b>						
The Willows at Harrodsburg	0	0	9	18	0	27
<b>MERCER County Total:</b>	<b>0</b>	<b>0</b>	<b>9</b>	<b>18</b>	<b>0</b>	<b>27</b>
<b>POWELL</b>						
Stanton Nursing and Rehabilitation Center	0	0	0	0	0	0
<b>POWELL County Total:</b>	<b>0</b>	<b>0</b>	<b>0</b>	<b>0</b>	<b>0</b>	<b>0</b>
<b>WOODFORD</b>						
Taylor Manor Nursing Home	0	0	2	3	0	5
<b>WOODFORD County Total:</b>	<b>0</b>	<b>0</b>	<b>2</b>	<b>3</b>	<b>0</b>	<b>5</b>
<b>ADD: 15 Total</b>	<b>119</b>	<b>61</b>	<b>53</b>	<b>113</b>	<b>0</b>	<b>346</b>
<b>Statewide Total</b>	<b>1,101</b>	<b>511</b>	<b>344</b>	<b>509</b>	<b>19</b>	<b>2,484</b>

**2025 ANNUAL KENTUCKY LONG TERM CARE UTILIZATION AND SERVICE REPORT**

**Table 17 - Facility Resident Age Distribution- Nursing Home (CCRC) Beds**

<b>ADD / Facility</b>	<b>Under 65</b>	<b>65-74</b>	<b>75-84</b>	<b>Over 85</b>	<b>Unknown</b>	<b>Total</b>
<b>ADD:2</b>						
<b>CHRISTIAN</b>						
Christian Health Center, Hopkinsville	0	0	1	0	0	1
<b>CHRISTIAN County Total:</b>	<b>0</b>	<b>0</b>	<b>1</b>	<b>0</b>	<b>0</b>	<b>1</b>
<b>LYON</b>						
Rivers Bend Retirement Community	0	1	0	0	0	1
<b>LYON County Total:</b>	<b>0</b>	<b>1</b>	<b>0</b>	<b>0</b>	<b>0</b>	<b>1</b>
<b>ADD: 2 Total</b>	<b>0</b>	<b>1</b>	<b>1</b>	<b>0</b>	<b>0</b>	<b>2</b>
<b>ADD:3</b>						
<b>UNION</b>						
Breckinridge Place	0	1	2	5	0	8
<b>UNION County Total:</b>	<b>0</b>	<b>1</b>	<b>2</b>	<b>5</b>	<b>0</b>	<b>8</b>
<b>ADD: 3 Total</b>	<b>0</b>	<b>1</b>	<b>2</b>	<b>5</b>	<b>0</b>	<b>8</b>
<b>ADD:4</b>						
<b>WARREN</b>						
Christian Health Center of Bowling Green	0	0	7	14	0	21
<b>WARREN County Total:</b>	<b>0</b>	<b>0</b>	<b>7</b>	<b>14</b>	<b>0</b>	<b>21</b>
<b>ADD: 4 Total</b>	<b>0</b>	<b>0</b>	<b>7</b>	<b>14</b>	<b>0</b>	<b>21</b>

CCRC – Continuing Care Retirement Community

**2025 ANNUAL KENTUCKY LONG TERM CARE UTILIZATION AND SERVICE REPORT**

**Table 17 - Facility Resident Age Distribution- Nursing Home (CCRC) Beds**

<b>ADD / Facility</b>	<b>Under 65</b>	<b>65-74</b>	<b>75-84</b>	<b>Over 85</b>	<b>Unknown</b>	<b>Total</b>
<b>ADD:5</b>						
<b>MARION</b>						
Village of Lebanon	1	0	1	5	0	7
<b>MARION County Total:</b>	<b>1</b>	<b>0</b>	<b>1</b>	<b>5</b>	<b>0</b>	<b>7</b>
<b>ADD: 5 Total</b>	<b>1</b>	<b>0</b>	<b>1</b>	<b>5</b>	<b>0</b>	<b>7</b>
<b>ADD:6</b>						
<b>JEFFERSON</b>						
Louisville Protestant Altenheim	0	0	2	2	0	4
River Oaks Health and Rehabilitation	0	2	1	0	0	3
The Springs at Stony Brook	0	3	6	6	0	15
Wesley Manor	0	0	0	0	0	0
<b>JEFFERSON County Total:</b>	<b>0</b>	<b>5</b>	<b>9</b>	<b>8</b>	<b>0</b>	<b>22</b>
<b>ADD: 6 Total</b>	<b>0</b>	<b>5</b>	<b>9</b>	<b>8</b>	<b>0</b>	<b>22</b>
<b>ADD:7</b>						
<b>KENTON</b>						
Madonna Manor	0	0	1	0	0	1
<b>KENTON County Total:</b>	<b>0</b>	<b>0</b>	<b>1</b>	<b>0</b>	<b>0</b>	<b>1</b>
<b>ADD: 7 Total</b>	<b>0</b>	<b>0</b>	<b>1</b>	<b>0</b>	<b>0</b>	<b>1</b>

CCRC – Continuing Care Retirement Community

**2025 ANNUAL KENTUCKY LONG TERM CARE UTILIZATION AND SERVICE REPORT**

**Table 17 - Facility Resident Age Distribution- Nursing Home (CCRC) Beds**

<b>ADD / Facility</b>	<b>Under 65</b>	<b>65-74</b>	<b>75-84</b>	<b>Over 85</b>	<b>Unknown</b>	<b>Total</b>
<b>ADD:10</b>						
<b>GREENUP</b>						
Trinity Station Retirement Community	0	0	2	9	0	11
<b>GREENUP County Total:</b>	<b>0</b>	<b>0</b>	<b>2</b>	<b>9</b>	<b>0</b>	<b>11</b>
<b>ADD: 10 Total</b>	<b>0</b>	<b>0</b>	<b>2</b>	<b>9</b>	<b>0</b>	<b>11</b>
<b>ADD:13</b>						
<b>KNOX</b>						
Christian Health Center - Corbin	0	0	1	0	0	1
<b>KNOX County Total:</b>	<b>0</b>	<b>0</b>	<b>1</b>	<b>0</b>	<b>0</b>	<b>1</b>
<b>LAUREL</b>						
Laurel Heights Home for the Elderly	0	1	7	9	0	17
<b>LAUREL County Total:</b>	<b>0</b>	<b>1</b>	<b>7</b>	<b>9</b>	<b>0</b>	<b>17</b>
<b>ADD: 13 Total</b>	<b>0</b>	<b>1</b>	<b>8</b>	<b>9</b>	<b>0</b>	<b>18</b>
<b>ADD:14</b>						
<b>PULASKI</b>						
The Neighborhood Nursing Facility	0	2	4	5	0	11
<b>PULASKI County Total:</b>	<b>0</b>	<b>2</b>	<b>4</b>	<b>5</b>	<b>0</b>	<b>11</b>
<b>ADD: 14 Total</b>	<b>0</b>	<b>2</b>	<b>4</b>	<b>5</b>	<b>0</b>	<b>11</b>
<b>ADD:15</b>						
<b>FAYETTE</b>						
Sayre Christian Village Nursing Home	0	2	5	4	0	11
The Willows at Citation	0	0	2	0	0	2

CCRC – Continuing Care Retirement Community

**2025 ANNUAL KENTUCKY LONG TERM CARE UTILIZATION AND SERVICE REPORT**

**Table 17 - Facility Resident Age Distribution- Nursing Home (CCRC) Beds**

<b>ADD / Facility</b>	<b>Under 65</b>	<b>65-74</b>	<b>75-84</b>	<b>Over 85</b>	<b>Unknown</b>	<b>Total</b>
The Willows at Hamburg	0	3	4	3	0	10
<b>FAYETTE County Total:</b>	<b>0</b>	<b>5</b>	<b>11</b>	<b>7</b>	<b>0</b>	<b>23</b>
<b>HARRISON</b>						
Cedar Ridge Health Campus	1	0	0	4	0	5
<b>HARRISON County Total:</b>	<b>1</b>	<b>0</b>	<b>0</b>	<b>4</b>	<b>0</b>	<b>5</b>
<b>JESSAMINE</b>						
Bridgepointe at Ashgrove Woods	0	0	2	2	0	4
Wesley Village	0	0	3	20	0	23
<b>JESSAMINE County Total:</b>	<b>0</b>	<b>0</b>	<b>5</b>	<b>22</b>	<b>0</b>	<b>27</b>
<b>MADISON</b>						
Telford Terrace	0	0	1	0	0	1
<b>MADISON County Total:</b>	<b>0</b>	<b>0</b>	<b>1</b>	<b>0</b>	<b>0</b>	<b>1</b>
<b>MERCER</b>						
The Willows at Harrodsburg	0	0	2	7	0	9
<b>MERCER County Total:</b>	<b>0</b>	<b>0</b>	<b>2</b>	<b>7</b>	<b>0</b>	<b>9</b>
<b>WOODFORD</b>						
The Homeplace at Midway	0	0	1	3	0	4
<b>WOODFORD County Total:</b>	<b>0</b>	<b>0</b>	<b>1</b>	<b>3</b>	<b>0</b>	<b>4</b>
<b>ADD: 15 Total</b>	<b>1</b>	<b>5</b>	<b>20</b>	<b>43</b>	<b>0</b>	<b>69</b>
<b>Statewide Total</b>	<b>2</b>	<b>15</b>	<b>55</b>	<b>98</b>	<b>0</b>	<b>170</b>

CCRC – Continuing Care Retirement Community

**2025 ANNUAL KENTUCKY LONG TERM CARE UTILIZATION AND SERVICE REPORT**

**Table 18 - Facility Resident Age Distribution- Nursing Home (Non-CCRC) Beds**

<b>ADD / Facility</b>	<b>Under 65</b>	<b>65-74</b>	<b>75-84</b>	<b>Over 85</b>	<b>Unknown</b>	<b>Total</b>
<b>ADD:3</b>						
<b>DAVIESS</b>						
Hermitage Care and Rehabilitation Center	0	1	3	9	0	13
<b>DAVIESS County Total:</b>	<b>0</b>	<b>1</b>	<b>3</b>	<b>9</b>	<b>0</b>	<b>13</b>
<b>WEBSTER</b>						
Shemwell Nursing Home	1	0	9	10	0	20
<b>WEBSTER County Total:</b>	<b>1</b>	<b>0</b>	<b>9</b>	<b>10</b>	<b>0</b>	<b>20</b>
<b>ADD: 3 Total</b>	<b>1</b>	<b>1</b>	<b>12</b>	<b>19</b>	<b>0</b>	<b>33</b>
<b>ADD:15</b>						
<b>WOODFORD</b>						
Taylor Manor Nursing Home	0	3	4	10	0	17
<b>WOODFORD County Total:</b>	<b>0</b>	<b>3</b>	<b>4</b>	<b>10</b>	<b>0</b>	<b>17</b>
<b>ADD: 15 Total</b>	<b>0</b>	<b>3</b>	<b>4</b>	<b>10</b>	<b>0</b>	<b>17</b>
<b>Statewide Total</b>	<b>1</b>	<b>4</b>	<b>16</b>	<b>29</b>	<b>0</b>	<b>50</b>

CCRC – Continuing Care Retirement Community

**2025 ANNUAL KENTUCKY LONG TERM CARE UTILIZATION AND SERVICE REPORT**

**Table 19 - Facility Resident Age Distribution- Intermediate Care Beds**

<b>ADD / Facility</b>	<b>Under 65</b>	<b>65-74</b>	<b>75-84</b>	<b>Over 85</b>	<b>Unknown</b>	<b>Total</b>
<b>ADD:3</b>						
<b>WEBSTER</b>						
Shemwell Nursing Home	0	0	0	0	0	0
<b>WEBSTER County Total:</b>	<b>0</b>	<b>0</b>	<b>0</b>	<b>0</b>	<b>0</b>	<b>0</b>
<b>ADD: 3 Total</b>	<b>0</b>	<b>0</b>	<b>0</b>	<b>0</b>	<b>0</b>	<b>0</b>
<b>ADD:4</b>						
<b>WARREN</b>						
Christian Health Center of Bowling Green	0	0	1	1	0	2
<b>WARREN County Total:</b>	<b>0</b>	<b>0</b>	<b>1</b>	<b>1</b>	<b>0</b>	<b>2</b>
<b>ADD: 4 Total</b>	<b>0</b>	<b>0</b>	<b>1</b>	<b>1</b>	<b>0</b>	<b>2</b>
<b>ADD:6</b>						
<b>JEFFERSON</b>						
Eastern Star Home in KY	0	0	5	10	0	15
Louisville Protestant Altenheim	0	1	4	7	0	12
<b>JEFFERSON County Total:</b>	<b>0</b>	<b>1</b>	<b>9</b>	<b>17</b>	<b>0</b>	<b>27</b>
<b>ADD: 6 Total</b>	<b>0</b>	<b>1</b>	<b>9</b>	<b>17</b>	<b>0</b>	<b>27</b>
<b>ADD:15</b>						
<b>HARRISON</b>						
Cedar Ridge Health Campus	0	0	0	2	0	2
<b>HARRISON County Total:</b>	<b>0</b>	<b>0</b>	<b>0</b>	<b>2</b>	<b>0</b>	<b>2</b>
<b>JESSAMINE</b>						
Wesley Village	0	0	0	1	0	1
<b>JESSAMINE County Total:</b>	<b>0</b>	<b>0</b>	<b>0</b>	<b>1</b>	<b>0</b>	<b>1</b>
<b>MADISON</b>						
Telford Terrace	0	0	0	2	0	2
<b>MADISON County Total:</b>	<b>0</b>	<b>0</b>	<b>0</b>	<b>2</b>	<b>0</b>	<b>2</b>

**2025 ANNUAL KENTUCKY LONG TERM CARE UTILIZATION AND SERVICE REPORT**

**Table 19 - Facility Resident Age Distribution- Intermediate Care Beds**

<b>ADD / Facility</b>	<b>Under 65</b>	<b>65-74</b>	<b>75-84</b>	<b>Over 85</b>	<b>Unknown</b>	<b>Total</b>
WOODFORD						
Taylor Manor Nursing Home	0	0	2	3	0	5
<b>WOODFORD County Total:</b>	<b>0</b>	<b>0</b>	<b>2</b>	<b>3</b>	<b>0</b>	<b>5</b>
<b>ADD: 15 Total</b>	<b>0</b>	<b>0</b>	<b>2</b>	<b>8</b>	<b>0</b>	<b>10</b>
<b>Statewide Total</b>	<b>0</b>	<b>1</b>	<b>12</b>	<b>26</b>	<b>0</b>	<b>39</b>

2025 ANNUAL KENTUCKY LONG TERM CARE UTILIZATION AND SERVICE REPORT

Table 20 - Facility Resident Age Distribution- Alzheimer Facility Beds

ADD / Facility	Under 65	65-74	75-84	Over 85	Unknown	Total
ADD:3						
DAVIESS						
Wellington Parc of Owensboro	1	4	14	19	0	38
<b>DAVIESS County Total:</b>	<b>1</b>	<b>4</b>	<b>14</b>	<b>19</b>	<b>0</b>	<b>38</b>
<b>ADD: 3 Total</b>	<b>1</b>	<b>4</b>	<b>14</b>	<b>19</b>	<b>0</b>	<b>38</b>
ADD:4						
WARREN						
Magnolia Village Nursing and Rehabilitation Center	0	7	25	26	0	58
<b>WARREN County Total:</b>	<b>0</b>	<b>7</b>	<b>25</b>	<b>26</b>	<b>0</b>	<b>58</b>
<b>ADD: 4 Total</b>	<b>0</b>	<b>7</b>	<b>25</b>	<b>26</b>	<b>0</b>	<b>58</b>
<b>Statewide Total</b>	<b>1</b>	<b>11</b>	<b>39</b>	<b>45</b>	<b>0</b>	<b>96</b>

2025 ANNUAL KENTUCKY LONG TERM CARE UTILIZATION AND SERVICE REPORT

Table 21 - Facility Resident Age Distribution- ICF/IID Beds

ADD / Facility	Under 65	65-74	75-84	Over 85	Unknown	Total
<b>ADD:2</b>						
<b>CHRISTIAN</b>						
Outwood ICF/IID	47	4	0	0	0	51
<b>CHRISTIAN County Total:</b>	<b>47</b>	<b>4</b>	<b>0</b>	<b>0</b>	<b>0</b>	<b>51</b>
<b>ADD: 2 Total</b>	<b>47</b>	<b>4</b>	<b>0</b>	<b>0</b>	<b>0</b>	<b>51</b>
<b>ADD:3</b>						
<b>DAVISS</b>						
Wendell Fosters Campus for Dev. Disabilities	58	5	0	0	0	63
<b>DAVISS County Total:</b>	<b>58</b>	<b>5</b>	<b>0</b>	<b>0</b>	<b>0</b>	<b>63</b>
<b>ADD: 3 Total</b>	<b>58</b>	<b>5</b>	<b>0</b>	<b>0</b>	<b>0</b>	<b>63</b>
<b>ADD:6</b>						
<b>BULLITT</b>						
Meadows ICF/IID	6	2	0	0	0	8
<b>BULLITT County Total:</b>	<b>6</b>	<b>2</b>	<b>0</b>	<b>0</b>	<b>0</b>	<b>8</b>
<b>HENRY</b>						
Cedar Lake Lodge Park Place I	5	1	1	0	0	7
Cedar Lake Lodge Park Place II	6	2	0	0	0	8
<b>HENRY County Total:</b>	<b>11</b>	<b>3</b>	<b>1</b>	<b>0</b>	<b>0</b>	<b>15</b>
<b>JEFFERSON</b>						
Bingham Gardens	24	0	0	0	0	24
Del Maria ICF/IID	6	2	0	0	0	8

ICF/IID - Intermediate Care Facility for Individuals with Intellectual Disability

**2025 ANNUAL KENTUCKY LONG TERM CARE UTILIZATION AND SERVICE REPORT**

**Table 21 - Facility Resident Age Distribution- ICF/IID Beds**

<b>ADD / Facility</b>	<b>Under 65</b>	<b>65-74</b>	<b>75-84</b>	<b>Over 85</b>	<b>Unknown</b>	<b>Total</b>
Hazelwood Center	31	7	2	0	0	40
<b>JEFFERSON County Total:</b>	<b>61</b>	<b>9</b>	<b>2</b>	<b>0</b>	<b>0</b>	<b>72</b>
<b>OLDHAM</b>						
Cedar Lake Lodge	44	14	5	0	0	63
Cedar Lake Lodge Sycamore Run I	2	2	0	0	0	4
Cedar Lake Lodge Sycamore Run II	3	1	0	0	0	4
Windsong ICF/IID	4	2	2	0	0	8
<b>OLDHAM County Total:</b>	<b>53</b>	<b>19</b>	<b>7</b>	<b>0</b>	<b>0</b>	<b>79</b>
<b>ADD: 6 Total</b>	<b>131</b>	<b>33</b>	<b>10</b>	<b>0</b>	<b>0</b>	<b>174</b>
<b>ADD:14</b>						
<b>PULASKI</b>						
Oakwood ICF/IID Unit 1	42	9	3	0	0	54
Oakwood ICF/IID Unit 2	31	0	0	0	0	31
Oakwood ICF/IID Unit 3	11	0	0	0	0	11
Oakwood ICF/IID Unit 4	23	0	0	0	0	23
<b>PULASKI County Total:</b>	<b>107</b>	<b>9</b>	<b>3</b>	<b>0</b>	<b>0</b>	<b>119</b>
<b>ADD: 14 Total</b>	<b>107</b>	<b>9</b>	<b>3</b>	<b>0</b>	<b>0</b>	<b>119</b>
<b>Statewide Total</b>	<b>343</b>	<b>51</b>	<b>13</b>	<b>0</b>	<b>0</b>	<b>407</b>

ICF/IID - Intermediate Care Facility for Individuals with Intellectual Disability

KENTUCKY ANNUAL  
LONG-TERM CARE SERVICES  
REPORT



KENTUCKY CABINET FOR  
HEALTH AND FAMILY SERVICES

SECTION IV: PATIENT DEATH  
DISTRIBUTION DATA

**Table 22 - Facility Resident Death Distribution- Nursing Facility Beds 2025**

<b>ADD / Facility</b>	<b>Under 65</b>	<b>65-74</b>	<b>75-84</b>	<b>Over 85</b>	<b>Unknown</b>	<b>Total</b>
<b>ADD:1</b>						
<b>BALLARD</b>						
Life Care Center of LaCenter	2	4	3	13	0	22
<b>BALLARD County Total:</b>	<b>2</b>	<b>4</b>	<b>3</b>	<b>13</b>	<b>0</b>	<b>22</b>
<b>CALLOWAY</b>						
Spring Creek Post Acute and Rehab	0	0	0	0	43	43
<b>CALLOWAY County Total:</b>	<b>0</b>	<b>0</b>	<b>0</b>	<b>0</b>	<b>43</b>	<b>43</b>
<b>CARLISLE</b>						
Countryside Center	2	9	9	9	0	29
<b>CARLISLE County Total:</b>	<b>2</b>	<b>9</b>	<b>9</b>	<b>9</b>	<b>0</b>	<b>29</b>
<b>FULTON</b>						
Fulton Nursing and Rehab	1	4	9	9	0	23
<b>FULTON County Total:</b>	<b>1</b>	<b>4</b>	<b>9</b>	<b>9</b>	<b>0</b>	<b>23</b>
<b>GRAVES</b>						
Green Acres Health Care	6	3	6	8	0	23
Mayfield Health and Rehabilitation	0	0	0	0	0	0
Mills Nursing and Rehabilitation	0	8	18	17	0	43
<b>GRAVES County Total:</b>	<b>6</b>	<b>11</b>	<b>24</b>	<b>25</b>	<b>0</b>	<b>66</b>
<b>HICKMAN</b>						
Clinton Hickman County Nursing Facility	0	3	4	5	0	12
Clinton Place	3	9	8	11	0	31
<b>HICKMAN County Total:</b>	<b>3</b>	<b>12</b>	<b>12</b>	<b>16</b>	<b>0</b>	<b>43</b>
<b>MARSHALL</b>						
Calvert City Convalescent Center	1	3	11	24	0	39
Lake Way Rehabilitation Healthcare Center	0	0	0	0	25	25

**Table 22 - Facility Resident Death Distribution- Nursing Facility Beds 2025**

<b>ADD / Facility</b>	<b>Under 65</b>	<b>65-74</b>	<b>75-84</b>	<b>Over 85</b>	<b>Unknown</b>	<b>Total</b>
Oakview Nursing and Rehabilitation Center	3	2	15	10	0	30
<b>MARSHALL County Total:</b>	<b>4</b>	<b>5</b>	<b>26</b>	<b>34</b>	<b>25</b>	<b>94</b>
<b>MCCRACKEN</b>						
Baptist Health Paducah (LTC)	0	0	0	0	0	0
Parkview Nursing and Rehabilitation Center	2	12	15	28	0	57
Providence Pointe Healthcare	0	0	5	18	0	23
River Haven Nursing and Rehab	7	4	6	4	0	21
Stonecreek Health and Rehab	8	8	7	9	0	32
<b>MCCRACKEN County Total:</b>	<b>17</b>	<b>24</b>	<b>33</b>	<b>59</b>	<b>0</b>	<b>133</b>
<b>ADD: 1 Total</b>	<b>35</b>	<b>69</b>	<b>116</b>	<b>165</b>	<b>68</b>	<b>453</b>
<b>ADD:2</b>						
<b>CALDWELL</b>						
Princeton Health and Rehab Center	1	4	16	21	0	42
<b>CALDWELL County Total:</b>	<b>1</b>	<b>4</b>	<b>16</b>	<b>21</b>	<b>0</b>	<b>42</b>
<b>CHRISTIAN</b>						
Bradford Heights Health and Rehab Center	4	5	11	14	0	34
Christian Health Center, Hopkinsville	2	7	16	21	0	46
Christian Heights Nursing and Rehabilitation Center	1	4	2	3	0	10
Covingtons Convalescent Center	0	0	0	0	0	0
Western State Nursing Facility	0	1	5	0	0	6
<b>CHRISTIAN County Total:</b>	<b>7</b>	<b>17</b>	<b>34</b>	<b>38</b>	<b>0</b>	<b>96</b>
<b>CRITTENDEN</b>						
Crittenden County Health and Rehabilitation Center	0	5	3	3	0	11
<b>CRITTENDEN County Total:</b>	<b>0</b>	<b>5</b>	<b>3</b>	<b>3</b>	<b>0</b>	<b>11</b>

**Table 22 - Facility Resident Death Distribution- Nursing Facility Beds 2025**

<b>ADD / Facility</b>	<b>Under 65</b>	<b>65-74</b>	<b>75-84</b>	<b>Over 85</b>	<b>Unknown</b>	<b>Total</b>
<b>HOPKINS</b>						
Baptist Health Deaconess Madisonville (LTC)	0	0	0	0	0	0
Brighton Cornerstone Health Care	0	2	1	0	0	3
Dawson Springs Health and Rehab Ctr	1	4	6	5	0	16
Joseph Eddie Ballard W. Kentucky Veterans Ctr.	0	1	14	17	0	32
Madisonville Health and Rehabilitation	4	7	11	13	0	35
Park Grove Nursing and Rehabilitation Center	2	3	5	8	0	18
Ridgewood Terrace Nursing Home	1	6	19	24	0	50
Tradewater Pointe	0	5	4	4	0	13
<b>HOPKINS County Total:</b>	<b>8</b>	<b>28</b>	<b>60</b>	<b>71</b>	<b>0</b>	<b>167</b>
<b>LIVINGSTON</b>						
Salem Springlake Health and Rehabilitation Center	1	9	8	6	0	24
<b>LIVINGSTON County Total:</b>	<b>1</b>	<b>9</b>	<b>8</b>	<b>6</b>	<b>0</b>	<b>24</b>
<b>LYON</b>						
Lake Barkley Health & Rehabilitation	4	1	5	7	0	17
Rivers Bend Retirement Community	0	1	10	16	0	27
<b>LYON County Total:</b>	<b>4</b>	<b>2</b>	<b>15</b>	<b>23</b>	<b>0</b>	<b>44</b>
<b>MUHLENBERG</b>						
Greenville Nursing and Rehabilitation	1	4	3	9	0	17
Maple Health and Rehabilitation	1	8	5	16	0	30
Owensboro Health Muhlenberg Community Hospital Long Term Care	1	0	3	12	0	16
<b>MUHLENBERG County Total:</b>	<b>3</b>	<b>12</b>	<b>11</b>	<b>37</b>	<b>0</b>	<b>63</b>
<b>TODD</b>						
Elkton Nursing and Rehabilitation Center	0	2	8	8	0	18
<b>TODD County Total:</b>	<b>0</b>	<b>2</b>	<b>8</b>	<b>8</b>	<b>0</b>	<b>18</b>

**Table 22 - Facility Resident Death Distribution- Nursing Facility Beds 2025**

<b>ADD / Facility</b>	<b>Under 65</b>	<b>65-74</b>	<b>75-84</b>	<b>Over 85</b>	<b>Unknown</b>	<b>Total</b>
<b>TRIGG</b>						
Shady Lawn Nursing and Rehabilitation Center	0	4	5	5	0	14
<b>TRIGG County Total:</b>	<b>0</b>	<b>4</b>	<b>5</b>	<b>5</b>	<b>0</b>	<b>14</b>
<b>ADD: 2 Total</b>	<b>24</b>	<b>83</b>	<b>160</b>	<b>212</b>	<b>0</b>	<b>479</b>
<b>ADD:3</b>						
<b>DAVISS</b>						
Carmel Home	0	0	0	12	0	12
Chautauqua Health and Rehab	6	6	9	9	0	30
Hermitage Care and Rehabilitation Center	0	0	3	6	0	9
Signature Healthcare at Hillcrest	2	1	5	24	0	32
The Transitional Care Center of Owensboro	0	2	2	3	0	7
Twin Rivers Nursing and Rehab Center	8	11	14	9	0	42
Wellington Parc of Owensboro	0	0	2	4	0	6
<b>DAVISS County Total:</b>	<b>16</b>	<b>20</b>	<b>35</b>	<b>67</b>	<b>0</b>	<b>138</b>
<b>HANCOCK</b>						
Heartland Villa Nursing and Rehabilitation Center	1	2	3	5	0	11
<b>HANCOCK County Total:</b>	<b>1</b>	<b>2</b>	<b>3</b>	<b>5</b>	<b>0</b>	<b>11</b>
<b>HENDERSON</b>						
Henderson Nursing and Rehabilitation Center	2	3	4	2	0	11
Redbanks	4	5	27	47	0	83
<b>HENDERSON County Total:</b>	<b>6</b>	<b>8</b>	<b>31</b>	<b>49</b>	<b>0</b>	<b>94</b>
<b>MCLEAN</b>						
Riverside Care and Rehab Ctr.	1	6	13	16	0	36
<b>MCLEAN County Total:</b>	<b>1</b>	<b>6</b>	<b>13</b>	<b>16</b>	<b>0</b>	<b>36</b>

**Table 22 - Facility Resident Death Distribution- Nursing Facility Beds 2025**

<b>ADD / Facility</b>	<b>Under 65</b>	<b>65-74</b>	<b>75-84</b>	<b>Over 85</b>	<b>Unknown</b>	<b>Total</b>
<b>OHIO</b>						
Beaver Dam Nursing and Rehab Center	1	4	5	0	14	24
Fordsville Nursing and Rehabilitation Center	0	2	3	2	0	7
Signature Healthcare of Hartford Rehab and Wellness	2	7	2	7	0	18
<b>OHIO County Total:</b>	<b>3</b>	<b>13</b>	<b>10</b>	<b>9</b>	<b>14</b>	<b>49</b>
<b>UNION</b>						
Breckinridge Place	0	0	0	3	0	3
Morganfield Nursing and Rehabilitation Center	3	5	3	3	0	14
<b>UNION County Total:</b>	<b>3</b>	<b>5</b>	<b>3</b>	<b>6</b>	<b>0</b>	<b>17</b>
<b>WEBSTER</b>						
Redbanks Colonial Terrace	2	3	1	11	0	17
<b>WEBSTER County Total:</b>	<b>2</b>	<b>3</b>	<b>1</b>	<b>11</b>	<b>0</b>	<b>17</b>
<b>ADD: 3 Total</b>	<b>32</b>	<b>57</b>	<b>96</b>	<b>163</b>	<b>14</b>	<b>362</b>
<b>ADD:4</b>						
<b>ALLEN</b>						
Cal Turner Rehab and Specialty Care	4	7	20	11	0	42
<b>ALLEN County Total:</b>	<b>4</b>	<b>7</b>	<b>20</b>	<b>11</b>	<b>0</b>	<b>42</b>
<b>BARREN</b>						
Barren County Nursing and Rehab	4	7	12	13	0	36
Glasgow State Nursing Facility	3	3	6	2	0	14
Glenview Health Care Facility	2	4	8	2	0	16
NHC HealthCare, Glasgow	2	9	19	33	0	63
Signature Healthcare of Glasgow Rehab and Wellness Center	4	7	10	8	0	29
T.J. Samson Community Hospital Skilled Nursing Unit	0	0	0	1	0	1
<b>BARREN County Total:</b>	<b>15</b>	<b>30</b>	<b>55</b>	<b>59</b>	<b>0</b>	<b>159</b>

**Table 22 - Facility Resident Death Distribution- Nursing Facility Beds 2025**

<b>ADD / Facility</b>	<b>Under 65</b>	<b>65-74</b>	<b>75-84</b>	<b>Over 85</b>	<b>Unknown</b>	<b>Total</b>
<b>BUTLER</b>						
Morgantown Care and Rehabilitation Center	1	6	14	12	0	33
<b>BUTLER County Total:</b>	<b>1</b>	<b>6</b>	<b>14</b>	<b>12</b>	<b>0</b>	<b>33</b>
<b>EDMONSON</b>						
Edmonson Nursing and Rehabilitation Center	1	5	5	5	0	16
<b>EDMONSON County Total:</b>	<b>1</b>	<b>5</b>	<b>5</b>	<b>5</b>	<b>0</b>	<b>16</b>
<b>HART</b>						
Signature Healthcare of Hart County	4	3	11	16	0	34
<b>HART County Total:</b>	<b>4</b>	<b>3</b>	<b>11</b>	<b>16</b>	<b>0</b>	<b>34</b>
<b>LOGAN</b>						
Auburn Nursing and Rehabilitation Center	3	5	4	3	0	15
Creekwood Place Nursing and Rehab Center	1	0	12	18	0	31
<b>LOGAN County Total:</b>	<b>4</b>	<b>5</b>	<b>16</b>	<b>21</b>	<b>0</b>	<b>46</b>
<b>METCALFE</b>						
Metcalfe Health Care Center	2	6	8	8	0	24
<b>METCALFE County Total:</b>	<b>2</b>	<b>6</b>	<b>8</b>	<b>8</b>	<b>0</b>	<b>24</b>
<b>MONROE</b>						
Signature HealthCare of Monroe County Rehab	3	4	10	12	0	29
<b>MONROE County Total:</b>	<b>3</b>	<b>4</b>	<b>10</b>	<b>12</b>	<b>0</b>	<b>29</b>
<b>SIMPSON</b>						
Franklin-Simpson Nursing and Rehabilitation	0	2	0	6	0	8
<b>SIMPSON County Total:</b>	<b>0</b>	<b>2</b>	<b>0</b>	<b>6</b>	<b>0</b>	<b>8</b>

**Table 22 - Facility Resident Death Distribution- Nursing Facility Beds 2025**

<b>ADD / Facility</b>	<b>Under 65</b>	<b>65-74</b>	<b>75-84</b>	<b>Over 85</b>	<b>Unknown</b>	<b>Total</b>
<b>WARREN</b>						
Bowling Green Nursing and Rehabilitation	2	1	4	3	0	10
Christian Health Center of Bowling Green	0	0	2	3	0	5
Colonial Nursing and Rehabilitation Center	0	15	2	6	0	23
Greenwood Rehabilitation and Healthcare Center	0	0	0	0	48	48
Hopkins Nursing and Rehabilitation Center	0	7	10	13	0	30
Signature Healthcare of Bowling Green	6	7	20	8	0	41
<b>WARREN County Total:</b>	<b>8</b>	<b>30</b>	<b>38</b>	<b>33</b>	<b>48</b>	<b>157</b>
<b>ADD: 4 Total</b>	<b>42</b>	<b>98</b>	<b>177</b>	<b>183</b>	<b>48</b>	<b>548</b>
<b>ADD:5</b>						
<b>BRECKINRIDGE</b>						
Breckinridge Memorial Nursing Facility	0	1	4	3	0	8
Hardinsburg Nursing and Rehabilitation	2	5	6	14	0	27
<b>BRECKINRIDGE County Total:</b>	<b>2</b>	<b>6</b>	<b>10</b>	<b>17</b>	<b>0</b>	<b>35</b>
<b>GRAYSON</b>						
Grayson Nursing and Rehab Center	1	2	10	17	0	30
Spring View Health and Rehab Center	4	11	7	8	0	30
<b>GRAYSON County Total:</b>	<b>5</b>	<b>13</b>	<b>17</b>	<b>25</b>	<b>0</b>	<b>60</b>
<b>HARDIN</b>						
Baptist Health Hardin (NF)	0	3	0	2	0	5
Elizabethtown Nursing and Rehab	3	2	4	2	0	11
Helmwood Healthcare Ctr. and Elizabeth Sanford Swope Personal Care	0	2	6	16	0	24
Kensington Nursing and Rehabilitation Center	0	4	8	9	0	21
Radcliff Veterans Center	0	1	9	12	0	22

**Table 22 - Facility Resident Death Distribution- Nursing Facility Beds 2025**

<b>ADD / Facility</b>	<b>Under 65</b>	<b>65-74</b>	<b>75-84</b>	<b>Over 85</b>	<b>Unknown</b>	<b>Total</b>
Signature Healthcare at North Hardin Rehab	3	8	11	9	0	31
Signature Healthcare of Elizabethtown	0	7	7	31	0	45
<b>HARDIN County Total:</b>	<b>6</b>	<b>27</b>	<b>45</b>	<b>81</b>	<b>0</b>	<b>159</b>
<b>LARUE</b>						
Sunrise Manor Nursing Home	2	7	15	16	0	40
<b>LARUE County Total:</b>	<b>2</b>	<b>7</b>	<b>15</b>	<b>16</b>	<b>0</b>	<b>40</b>
<b>MARION</b>						
Loretto Living Ctr. at Loretto Motherhouse Infirmary, Inc.	0	0	1	10	0	11
The Village of Lebanon II, LLC (NF)	0	4	10	15	0	29
<b>MARION County Total:</b>	<b>0</b>	<b>4</b>	<b>11</b>	<b>25</b>	<b>0</b>	<b>40</b>
<b>MEADE</b>						
Brandenburg Nursing and Rehabilitation	4	2	2	6	0	14
<b>MEADE County Total:</b>	<b>4</b>	<b>2</b>	<b>2</b>	<b>6</b>	<b>0</b>	<b>14</b>
<b>NELSON</b>						
Bardstown Health and Rehabilitation	2	4	5	6	0	17
Flaget Memorial Hospital NF	0	0	0	0	0	0
Signature Healthcare at Colonial Rehab	0	5	6	4	0	15
<b>NELSON County Total:</b>	<b>2</b>	<b>9</b>	<b>11</b>	<b>10</b>	<b>0</b>	<b>32</b>
<b>WASHINGTON</b>						
Sansbury Care Center	0	0	0	10	0	10
Springfield Nursing and Rehabilitation Center	1	6	9	5	0	21
<b>WASHINGTON County Total:</b>	<b>1</b>	<b>6</b>	<b>9</b>	<b>15</b>	<b>0</b>	<b>31</b>
<b>ADD: 5 Total</b>	<b>22</b>	<b>74</b>	<b>120</b>	<b>195</b>	<b>0</b>	<b>411</b>

**Table 22 - Facility Resident Death Distribution- Nursing Facility Beds 2025**

<b>ADD / Facility</b>	<b>Under 65</b>	<b>65-74</b>	<b>75-84</b>	<b>Over 85</b>	<b>Unknown</b>	<b>Total</b>
<b>ADD:6</b>						
<b>BULLITT</b>						
Green Meadows Health and Rehabilitation	0	3	8	14	0	25
Sanders Ridge Health Campus	0	1	4	7	0	12
<b>BULLITT County Total:</b>	<b>0</b>	<b>4</b>	<b>12</b>	<b>21</b>	<b>0</b>	<b>37</b>
<b>HENRY</b>						
New Castle Nursing and Rehab	0	6	13	8	0	27
<b>HENRY County Total:</b>	<b>0</b>	<b>6</b>	<b>13</b>	<b>8</b>	<b>0</b>	<b>27</b>
<b>JEFFERSON</b>						
Cherokee Park Rehabilitation	3	4	12	10	0	29
Chestnut Ridge Health & Rehab	2	3	2	0	0	7
Clifton Heights	3	3	4	3	0	13
Crescent Grove Memory and Personal Care Community and Sam Swope Center	1	1	6	26	0	34
Eastway Health and Rehabilitation	3	7	11	10	0	31
Essex Rehabilitation and Healthcare Center	2	7	38	0	0	47
Forest Springs Health Campus	0	0	0	0	0	0
Franciscan Health Care Center	0	1	5	23	0	29
Glen Ridge Health Campus	0	1	10	25	0	36
Highlands Nursing and Rehabilitation Center	0	4	9	12	0	25
Hillcreek Rehabilitation and Care	0	0	0	0	0	0
Home of the Innocents	0	0	0	0	0	0
Jeffersontown Rehabilitation	0	3	5	5	0	13
Kindred Hospital - Louisville (SNF)	2	0	1	0	0	3
Klondike Nursing and Rehabilitation Center	1	0	3	2	0	6
Little Sisters of the Poor	0	1	1	6	0	8
Louisville East Post Acute	3	8	14	15	0	40

**Table 22 - Facility Resident Death Distribution- Nursing Facility Beds 2025**

<b>ADD / Facility</b>	<b>Under 65</b>	<b>65-74</b>	<b>75-84</b>	<b>Over 85</b>	<b>Unknown</b>	<b>Total</b>
Lyndon Crossing	6	5	5	6	0	22
Nazareth Home	0	4	16	54	0	74
Nazareth Home Clifton	2	2	15	34	0	53
Park Terrace Health Campus	0	5	9	10	0	24
Parkwood Health and Rehabilitation	1	8	3	4	0	16
Regency Center	2	5	4	4	0	15
River Oaks Health and Rehabilitation	2	4	6	7	0	19
Rivers Edge Rehabilitation and Healthcare Center	0	0	0	0	13	13
Seneca Place	7	5	7	12	0	31
Signature Healthcare at Glenview	0	0	0	0	0	0
Signature Healthcare at Jefferson Manor Rehab	8	6	17	15	0	46
Signature Healthcare at Jefferson Place Rehab	1	8	20	29	0	58
Signature Healthcare at Meadowview Rehab	0	0	0	0	0	0
Signature Healthcare at Rockford Rehab	1	4	4	3	0	12
Signature Healthcare at Summerfield Rehab and Wellness	10	15	16	9	0	50
Signature Healthcare at U of L Mary and Elizabeth Hosp.	0	0	0	0	0	0
Signature Healthcare of East Louisville	3	6	6	3	0	18
Signature Healthcare of South Louisville	2	9	13	11	0	35
St. Matthews Transitional Care	0	0	0	0	0	0
Sycamore Heights Health and Rehab	5	3	9	7	0	24
The Episcopal Church Home	0	2	2	12	0	16
The Springs at Stony Brook	0	0	1	8	0	9
The Willows at Springhurst	0	1	4	4	0	9
Treyton Oaks Towers	0	1	6	16	0	23
Valhalla Post Acute	6	3	11	16	0	36
Wesley Manor	0	1	11	6	0	18

**Table 22 - Facility Resident Death Distribution- Nursing Facility Beds 2025**

<b>ADD / Facility</b>	<b>Under 65</b>	<b>65-74</b>	<b>75-84</b>	<b>Over 85</b>	<b>Unknown</b>	<b>Total</b>
Westminster Terrace	0	0	0	0	0	0
Westport Place Health Campus	0	1	10	23	0	34
<b>JEFFERSON County Total:</b>	<b>76</b>	<b>141</b>	<b>316</b>	<b>430</b>	<b>13</b>	<b>976</b>
<b>OLDHAM</b>						
Friendship Health and Rehab	0	0	0	0	0	0
Richwood Nursing and Rehab	2	8	20	22	0	52
The Springs at Oldham Reserve	0	1	9	14	0	24
<b>OLDHAM County Total:</b>	<b>2</b>	<b>9</b>	<b>29</b>	<b>36</b>	<b>0</b>	<b>76</b>
<b>SHELBY</b>						
Crestview Center	0	2	1	15	0	18
Maple Grove Senior Living LLC	0	3	8	18	0	29
<b>SHELBY County Total:</b>	<b>0</b>	<b>5</b>	<b>9</b>	<b>33</b>	<b>0</b>	<b>47</b>
<b>SPENCER</b>						
Signature Healthcare of Spencer County	0	1	10	9	0	20
<b>SPENCER County Total:</b>	<b>0</b>	<b>1</b>	<b>10</b>	<b>9</b>	<b>0</b>	<b>20</b>
<b>TRIMBLE</b>						
Bedford Springs Health and Rehabilitation	1	3	3	4	0	11
<b>TRIMBLE County Total:</b>	<b>1</b>	<b>3</b>	<b>3</b>	<b>4</b>	<b>0</b>	<b>11</b>
<b>ADD: 6 Total</b>	<b>79</b>	<b>169</b>	<b>392</b>	<b>541</b>	<b>13</b>	<b>1,194</b>
<b>ADD:7</b>						
<b>BOONE</b>						
Belmont Terrace Nursing and Rehabilitation Center	0	12	15	4	0	31
Boonespring Transitional Care Center	3	11	26	25	0	65
Florence Park Care Center	5	3	3	5	0	16
<b>BOONE County Total:</b>	<b>8</b>	<b>26</b>	<b>44</b>	<b>34</b>	<b>0</b>	<b>112</b>
<b>CAMPBELL</b>						
Carmel Manor	0	1	4	1	0	6

**Table 22 - Facility Resident Death Distribution- Nursing Facility Beds 2025**

<b>ADD / Facility</b>	<b>Under 65</b>	<b>65-74</b>	<b>75-84</b>	<b>Over 85</b>	<b>Unknown</b>	<b>Total</b>
Coldspring Transitional Care Center	2	10	20	30	0	62
Highlandspring of Ft. Thomas	1	5	18	37	0	61
St. Elizabeth Ft. Thomas SNF	0	0	0	5	0	5
The Seasons at Alexandria	0	4	14	33	0	51
<b>CAMPBELL County Total:</b>	<b>3</b>	<b>20</b>	<b>56</b>	<b>106</b>	<b>0</b>	<b>185</b>
<b>CARROLL</b>						
Signature Healthcare of Carrollton Rehab	0	8	9	6	0	23
<b>CARROLL County Total:</b>	<b>0</b>	<b>8</b>	<b>9</b>	<b>6</b>	<b>0</b>	<b>23</b>
<b>GALLATIN</b>						
Gallatin Nursing and Rehab	2	7	14	18	0	41
<b>GALLATIN County Total:</b>	<b>2</b>	<b>7</b>	<b>14</b>	<b>18</b>	<b>0</b>	<b>41</b>
<b>GRANT</b>						
Grant Healthcare and Rehabilitation	0	4	11	18	0	33
<b>GRANT County Total:</b>	<b>0</b>	<b>4</b>	<b>11</b>	<b>18</b>	<b>0</b>	<b>33</b>
<b>KENTON</b>						
Emerald Trace	0	3	7	12	0	22
Madonna Manor	0	4	6	16	0	26
Rosedale Green	2	6	30	47	0	85
St. Elizabeth Edgewood SNF	0	0	0	3	0	3
The Pavilion at Kenton	1	5	6	2	0	14
Village Care Center	0	3	12	23	0	38
Villaspring of Erlanger	3	11	34	35	0	83
Woodcrest Nursing and Rehabilitation Center	5	5	10	10	0	30
<b>KENTON County Total:</b>	<b>11</b>	<b>37</b>	<b>105</b>	<b>148</b>	<b>0</b>	<b>301</b>
<b>OWEN</b>						
Owenton Healthcare and Rehabilitation	2	8	9	9	0	28
<b>OWEN County Total:</b>	<b>2</b>	<b>8</b>	<b>9</b>	<b>9</b>	<b>0</b>	<b>28</b>

**Table 22 - Facility Resident Death Distribution- Nursing Facility Beds 2025**

<b>ADD / Facility</b>	<b>Under 65</b>	<b>65-74</b>	<b>75-84</b>	<b>Over 85</b>	<b>Unknown</b>	<b>Total</b>
<b>PENDLETON</b>						
River Valley Nursing Home	1	6	1	6	0	14
<b>PENDLETON County Total:</b>	<b>1</b>	<b>6</b>	<b>1</b>	<b>6</b>	<b>0</b>	<b>14</b>
<b>ADD: 7 Total</b>	<b>27</b>	<b>116</b>	<b>249</b>	<b>345</b>	<b>0</b>	<b>737</b>
<b>ADD:8</b>						
<b>BRACKEN</b>						
Perkins Country Manor	1	2	2	6	0	11
<b>BRACKEN County Total:</b>	<b>1</b>	<b>2</b>	<b>2</b>	<b>6</b>	<b>0</b>	<b>11</b>
<b>FLEMING</b>						
Pioneer Trace Nursing Home	3	2	11	15	0	31
<b>FLEMING County Total:</b>	<b>3</b>	<b>2</b>	<b>11</b>	<b>15</b>	<b>0</b>	<b>31</b>
<b>LEWIS</b>						
Vanceburg Hills	2	3	3	2	0	10
<b>LEWIS County Total:</b>	<b>2</b>	<b>3</b>	<b>3</b>	<b>2</b>	<b>0</b>	<b>10</b>
<b>MASON</b>						
Maysville Nursing and Rehabilitation Facility	3	5	11	14	0	33
<b>MASON County Total:</b>	<b>3</b>	<b>5</b>	<b>11</b>	<b>14</b>	<b>0</b>	<b>33</b>
<b>ROBERTSON</b>						
Robertson County Health Care Facility	0	3	5	11	0	19
<b>ROBERTSON County Total:</b>	<b>0</b>	<b>3</b>	<b>5</b>	<b>11</b>	<b>0</b>	<b>19</b>
<b>ADD: 8 Total</b>	<b>9</b>	<b>15</b>	<b>32</b>	<b>48</b>	<b>0</b>	<b>104</b>
<b>ADD:9</b>						
<b>BATH</b>						
Ridgeway Nursing and Rehabilitation	1	10	14	6	0	31
<b>BATH County Total:</b>	<b>1</b>	<b>10</b>	<b>14</b>	<b>6</b>	<b>0</b>	<b>31</b>

**Table 22 - Facility Resident Death Distribution- Nursing Facility Beds 2025**

<b>ADD / Facility</b>	<b>Under 65</b>	<b>65-74</b>	<b>75-84</b>	<b>Over 85</b>	<b>Unknown</b>	<b>Total</b>
<b>MENIFEE</b>						
Menifee Meadows Nursing and Rehab LLC	0	0	4	4	0	8
<b>MENIFEE County Total:</b>	<b>0</b>	<b>0</b>	<b>4</b>	<b>4</b>	<b>0</b>	<b>8</b>
<b>MONTGOMERY</b>						
Mt. Sterling Health & Rehab, LLC	0	3	23	26	0	52
<b>MONTGOMERY County Total:</b>	<b>0</b>	<b>3</b>	<b>23</b>	<b>26</b>	<b>0</b>	<b>52</b>
<b>MORGAN</b>						
West Liberty Nursing and Rehabilitation Center	2	2	3	4	0	11
<b>MORGAN County Total:</b>	<b>2</b>	<b>2</b>	<b>3</b>	<b>4</b>	<b>0</b>	<b>11</b>
<b>ROWAN</b>						
Life Care Center of Morehead	3	1	8	8	0	20
St. Claire Medical Center TCU	0	0	0	0	0	0
<b>ROWAN County Total:</b>	<b>3</b>	<b>1</b>	<b>8</b>	<b>8</b>	<b>0</b>	<b>20</b>
<b>ADD: 9 Total</b>	<b>6</b>	<b>16</b>	<b>52</b>	<b>48</b>	<b>0</b>	<b>122</b>
<b>ADD:10</b>						
<b>BOYD</b>						
Boyd Nursing and Rehabilitation Center	0	3	4	4	0	11
Kings Daughters Rehab and Skilled Nursing Facility	0	0	0	0	0	0
Kingsbrook Lifecare Center	0	1	12	22	0	35
Woodland Oaks	0	2	20	2	0	24
<b>BOYD County Total:</b>	<b>0</b>	<b>6</b>	<b>36</b>	<b>28</b>	<b>0</b>	<b>70</b>
<b>CARTER</b>						
Carter Nursing and Rehabilitation Center	3	11	12	11	0	37
<b>CARTER County Total:</b>	<b>3</b>	<b>11</b>	<b>12</b>	<b>11</b>	<b>0</b>	<b>37</b>

**Table 22 - Facility Resident Death Distribution- Nursing Facility Beds 2025**

<b>ADD / Facility</b>	<b>Under 65</b>	<b>65-74</b>	<b>75-84</b>	<b>Over 85</b>	<b>Unknown</b>	<b>Total</b>
<b>ELLIOTT</b>						
Elliott Nursing and Rehabilitation Center	1	0	8	8	0	17
<b>ELLIOTT County Total:</b>	<b>1</b>	<b>0</b>	<b>8</b>	<b>8</b>	<b>0</b>	<b>17</b>
<b>GREENUP</b>						
Oakmont Manor	1	6	5	11	0	23
South Shore Nursing and Rehabilitation Center	1	2	5	5	0	13
Wurtland Nursing and Rehabilitation Center	1	3	8	13	0	25
<b>GREENUP County Total:</b>	<b>3</b>	<b>11</b>	<b>18</b>	<b>29</b>	<b>0</b>	<b>61</b>
<b>LAWRENCE</b>						
Jordan Rehabilitation and Healthcare Center	0	0	0	0	25	25
<b>LAWRENCE County Total:</b>	<b>0</b>	<b>0</b>	<b>0</b>	<b>0</b>	<b>25</b>	<b>25</b>
<b>ADD: 10 Total</b>	<b>7</b>	<b>28</b>	<b>74</b>	<b>76</b>	<b>25</b>	<b>210</b>
<b>ADD:11</b>						
<b>FLOYD</b>						
Highlands ARH Regional Medical Center (NF)	0	0	0	0	0	0
Prestonsburg Health Care Center	0	3	6	8	0	17
Riverview Health Care Center	5	3	11	13	0	32
<b>FLOYD County Total:</b>	<b>5</b>	<b>6</b>	<b>17</b>	<b>21</b>	<b>0</b>	<b>49</b>
<b>JOHNSON</b>						
Mountain Manor of Paintsville	0	3	5	6	0	14
<b>JOHNSON County Total:</b>	<b>0</b>	<b>3</b>	<b>5</b>	<b>6</b>	<b>0</b>	<b>14</b>

**Table 22 - Facility Resident Death Distribution- Nursing Facility Beds 2025**

<b>ADD / Facility</b>	<b>Under 65</b>	<b>65-74</b>	<b>75-84</b>	<b>Over 85</b>	<b>Unknown</b>	<b>Total</b>
<b>MAGOFFIN</b>						
Salyersville Nursing and Rehabilitation Center	5	3	4	8	0	20
<b>MAGOFFIN County Total:</b>	<b>5</b>	<b>3</b>	<b>4</b>	<b>8</b>	<b>0</b>	<b>20</b>
<b>MARTIN</b>						
Martin County Health Care Facility	1	3	4	6	0	14
<b>MARTIN County Total:</b>	<b>1</b>	<b>3</b>	<b>4</b>	<b>6</b>	<b>0</b>	<b>14</b>
<b>PIKE</b>						
Elkhorn Health and Rehabilitation	2	1	3	3	0	9
Good Shepherd Community Nursing Center	3	10	7	4	0	24
Parkview Post-Acute and Rehabilitation Center	0	0	0	0	0	0
Pikeville Nursing and Rehab Center	2	11	17	9	0	39
Tug Valley ARH Skilled Nursing Facility	0	3	1	3	0	7
<b>PIKE County Total:</b>	<b>7</b>	<b>25</b>	<b>28</b>	<b>19</b>	<b>0</b>	<b>79</b>
<b>ADD: 11 Total</b>	<b>18</b>	<b>40</b>	<b>58</b>	<b>60</b>	<b>0</b>	<b>176</b>
<b>ADD:12</b>						
<b>BREATHITT</b>						
Breathitt Health and Rehabilitation	2	3	9	6	0	20
<b>BREATHITT County Total:</b>	<b>2</b>	<b>3</b>	<b>9</b>	<b>6</b>	<b>0</b>	<b>20</b>
<b>KNOTT</b>						
Knott County Health and Rehabilitation Center	1	4	14	7	0	26
<b>KNOTT County Total:</b>	<b>1</b>	<b>4</b>	<b>14</b>	<b>7</b>	<b>0</b>	<b>26</b>

**Table 22 - Facility Resident Death Distribution- Nursing Facility Beds 2025**

<b>ADD / Facility</b>	<b>Under 65</b>	<b>65-74</b>	<b>75-84</b>	<b>Over 85</b>	<b>Unknown</b>	<b>Total</b>
<b>LEE</b>						
Lee County Care and Rehabilitation Center	5	1	5	4	0	15
<b>LEE County Total:</b>	<b>5</b>	<b>1</b>	<b>5</b>	<b>4</b>	<b>0</b>	<b>15</b>
<b>LESLIE</b>						
Hyden Health and Rehabilitation Center	1	0	4	4	0	9
<b>LESLIE County Total:</b>	<b>1</b>	<b>0</b>	<b>4</b>	<b>4</b>	<b>0</b>	<b>9</b>
<b>LETCHER</b>						
Letcher Manor	2	2	5	4	0	13
<b>LETCHER County Total:</b>	<b>2</b>	<b>2</b>	<b>5</b>	<b>4</b>	<b>0</b>	<b>13</b>
<b>OWSLEY</b>						
Owsley County Health Care Center	3	3	5	3	0	14
<b>OWSLEY County Total:</b>	<b>3</b>	<b>3</b>	<b>5</b>	<b>3</b>	<b>0</b>	<b>14</b>
<b>PERRY</b>						
Hazard Health and Rehabilitation Center	1	4	4	3	0	12
Paul E Patton Eastern Ky Veterans Center	0	3	10	10	0	23
<b>PERRY County Total:</b>	<b>1</b>	<b>7</b>	<b>14</b>	<b>13</b>	<b>0</b>	<b>35</b>
<b>WOLFE</b>						
Wolfe County Health and Rehabilitation Center	4	7	12	21	0	44
<b>WOLFE County Total:</b>	<b>4</b>	<b>7</b>	<b>12</b>	<b>21</b>	<b>0</b>	<b>44</b>
<b>ADD: 12 Total</b>	<b>19</b>	<b>27</b>	<b>68</b>	<b>62</b>	<b>0</b>	<b>176</b>
<b>ADD:13</b>						
<b>BELL</b>						
Middlesboro Nursing and Rehab	1	5	13	20	0	39
Mountain View Rehabilitation and Healthcare Center	6	5	12	8	0	31

**Table 22 - Facility Resident Death Distribution- Nursing Facility Beds 2025**

<b>ADD / Facility</b>	<b>Under 65</b>	<b>65-74</b>	<b>75-84</b>	<b>Over 85</b>	<b>Unknown</b>	<b>Total</b>
Pineville Community Hospital LTC	0	0	0	0	0	0
<b>BELL County Total:</b>	<b>7</b>	<b>10</b>	<b>25</b>	<b>28</b>	<b>0</b>	<b>70</b>
<b>CLAY</b>						
Landmark of Laurel Creek Rehab and Nursing	0	3	15	5	0	23
<b>CLAY County Total:</b>	<b>0</b>	<b>3</b>	<b>15</b>	<b>5</b>	<b>0</b>	<b>23</b>
<b>HARLAN</b>						
Harlan Health and Rehabilitation Center	8	7	10	13	0	38
Tri Cities Rehabilitation and Healthcare Center	0	0	0	0	23	23
<b>HARLAN County Total:</b>	<b>8</b>	<b>7</b>	<b>10</b>	<b>13</b>	<b>23</b>	<b>61</b>
<b>JACKSON</b>						
Signature HealthCare at Jackson Manor	2	2	4	9	0	17
<b>JACKSON County Total:</b>	<b>2</b>	<b>2</b>	<b>4</b>	<b>9</b>	<b>0</b>	<b>17</b>
<b>KNOX</b>						
Barbourville Health and Rehabilitation Center	3	10	17	13	0	43
Christian Health Center - Corbin	0	1	5	5	0	11
<b>KNOX County Total:</b>	<b>3</b>	<b>11</b>	<b>22</b>	<b>18</b>	<b>0</b>	<b>54</b>
<b>LAUREL</b>						
Hillcrest Health and Rehabilitation Center	4	10	17	14	0	45
Laurel Heights Home for the Elderly	1	3	3	24	0	31
<b>LAUREL County Total:</b>	<b>5</b>	<b>13</b>	<b>20</b>	<b>38</b>	<b>0</b>	<b>76</b>
<b>ROCKCASTLE</b>						
Rockcastle Health and Rehabilitation Center	1	7	10	8	0	26

**Table 22 - Facility Resident Death Distribution- Nursing Facility Beds 2025**

<b>ADD / Facility</b>	<b>Under 65</b>	<b>65-74</b>	<b>75-84</b>	<b>Over 85</b>	<b>Unknown</b>	<b>Total</b>
Rockcastle Regional Hospital and Respiratory Care	6	7	3	1	0	17
<b>ROCKCASTLE County Total:</b>	<b>7</b>	<b>14</b>	<b>13</b>	<b>9</b>	<b>0</b>	<b>43</b>
<b>WHITLEY</b>						
Corbin Health and Rehabilitation Center	3	5	11	9	0	28
The Heritage	1	4	12	12	0	29
Williamsburg Health and Rehabilitation Center	1	2	7	12	0	22
<b>WHITLEY County Total:</b>	<b>5</b>	<b>11</b>	<b>30</b>	<b>33</b>	<b>0</b>	<b>79</b>
<b>ADD: 13 Total</b>	<b>37</b>	<b>71</b>	<b>139</b>	<b>153</b>	<b>23</b>	<b>423</b>
<b>ADD:14</b>						
<b>ADAIR</b>						
Signature Healthcare at Summit Manor Rehab	1	2	9	15	0	27
<b>ADAIR County Total:</b>	<b>1</b>	<b>2</b>	<b>9</b>	<b>15</b>	<b>0</b>	<b>27</b>
<b>CASEY</b>						
Liberty Care and Rehabilitation Center	0	2	14	10	0	26
<b>CASEY County Total:</b>	<b>0</b>	<b>2</b>	<b>14</b>	<b>10</b>	<b>0</b>	<b>26</b>
<b>CLINTON</b>						
Clinton County Care and Rehabilitation Center	0	2	5	8	0	15
<b>CLINTON County Total:</b>	<b>0</b>	<b>2</b>	<b>5</b>	<b>8</b>	<b>0</b>	<b>15</b>
<b>CUMBERLAND</b>						
Cumberland Valley Nursing and Rehabilitation Center	0	4	8	7	0	19
<b>CUMBERLAND County Total:</b>	<b>0</b>	<b>4</b>	<b>8</b>	<b>7</b>	<b>0</b>	<b>19</b>
<b>GREEN</b>						
Green River Trails	4	9	15	18	0	46

**Table 22 - Facility Resident Death Distribution- Nursing Facility Beds 2025**

<b>ADD / Facility</b>	<b>Under 65</b>	<b>65-74</b>	<b>75-84</b>	<b>Over 85</b>	<b>Unknown</b>	<b>Total</b>
McDowell Skilled Nursing Facility	0	0	0	0	0	0
<b>GREEN County Total:</b>	<b>4</b>	<b>9</b>	<b>15</b>	<b>18</b>	<b>0</b>	<b>46</b>
<b>MCCREARY</b>						
Signature Healthcare of McCreary County Rehab	1	0	6	3	0	10
<b>MCCREARY County Total:</b>	<b>1</b>	<b>0</b>	<b>6</b>	<b>3</b>	<b>0</b>	<b>10</b>
<b>PULASKI</b>						
Cumberland Nursing and Rehabilitation Center	2	4	6	13	0	25
Lake Cumberland Regional Hospital SCU	0	1	0	1	0	2
Somerset Nursing and Rehabilitation Facility	1	2	11	25	0	39
Somerwoods Rehabilitation and Healthcare Center	0	0	0	0	24	24
<b>PULASKI County Total:</b>	<b>3</b>	<b>7</b>	<b>17</b>	<b>39</b>	<b>24</b>	<b>90</b>
<b>RUSSELL</b>						
Fair Oaks Health Systems	3	7	7	16	0	33
<b>RUSSELL County Total:</b>	<b>3</b>	<b>7</b>	<b>7</b>	<b>16</b>	<b>0</b>	<b>33</b>
<b>TAYLOR</b>						
Campbellsville Nursing and Rehabilitation	3	4	12	9	0	28
Grandview Nursing and Rehabilitation Facility	0	0	7	15	0	22
<b>TAYLOR County Total:</b>	<b>3</b>	<b>4</b>	<b>19</b>	<b>24</b>	<b>0</b>	<b>50</b>
<b>WAYNE</b>						
Mountain Ridge Health and Rehabilitation	0	2	6	9	0	17
<b>WAYNE County Total:</b>	<b>0</b>	<b>2</b>	<b>6</b>	<b>9</b>	<b>0</b>	<b>17</b>
<b>ADD: 14 Total</b>	<b>15</b>	<b>39</b>	<b>106</b>	<b>149</b>	<b>24</b>	<b>333</b>

**Table 22 - Facility Resident Death Distribution- Nursing Facility Beds 2025**

<b>ADD / Facility</b>	<b>Under 65</b>	<b>65-74</b>	<b>75-84</b>	<b>Over 85</b>	<b>Unknown</b>	<b>Total</b>
<b>ADD:15</b>						
<b>ANDERSON</b>						
Signature Healthcare at Heritage Hall Rehab	0	6	12	11	0	29
<b>ANDERSON County Total:</b>	<b>0</b>	<b>6</b>	<b>12</b>	<b>11</b>	<b>0</b>	<b>29</b>
<b>BOURBON</b>						
Bourbon Heights	2	2	9	18	0	31
<b>BOURBON County Total:</b>	<b>2</b>	<b>2</b>	<b>9</b>	<b>18</b>	<b>0</b>	<b>31</b>
<b>BOYLE</b>						
Danville Center for Health	0	6	6	15	0	27
Henson Park Health and Rehabilitation	0	4	10	18	0	32
<b>BOYLE County Total:</b>	<b>0</b>	<b>10</b>	<b>16</b>	<b>33</b>	<b>0</b>	<b>59</b>
<b>CLARK</b>						
Clark Regional Medical Center Transitional Care Unit	0	0	0	0	0	0
Fountain Circle Care and Rehab Center	8	11	15	10	0	44
<b>CLARK County Total:</b>	<b>8</b>	<b>11</b>	<b>15</b>	<b>10</b>	<b>0</b>	<b>44</b>
<b>ESTILL</b>						
Irvine Nursing and Rehabilitation	1	3	15	10	0	29
<b>ESTILL County Total:</b>	<b>1</b>	<b>3</b>	<b>15</b>	<b>10</b>	<b>0</b>	<b>29</b>
<b>FAYETTE</b>						
Bluegrass Care and Rehabilitation Center	4	6	13	6	0	29
Cambridge Nursing and Rehabilitation Center	4	4	4	8	0	20
Cardinal Hill Rehab Unit	0	0	1	0	0	1
Hartland Park Health and Rehabilitation	1	3	10	19	0	33
Homestead Post Acute	1	8	12	20	0	41
Lexington Country Place	0	3	5	43	0	51
Lexington Premier Nursing and Rehab, LLC	2	6	16	15	0	39

**Table 22 - Facility Resident Death Distribution- Nursing Facility Beds 2025**

<b>ADD / Facility</b>	<b>Under 65</b>	<b>65-74</b>	<b>75-84</b>	<b>Over 85</b>	<b>Unknown</b>	<b>Total</b>
Mayfair Manor	5	9	13	22	0	49
Pine Meadows Post Acute	2	4	8	9	0	23
Sayre Christian Village Nursing Home	0	6	14	30	0	50
Signature Healthcare at Tanbark Rehab	0	0	0	0	0	0
The Willows at Citation	0	0	4	12	0	16
The Willows at Fritz Farm	0	3	4	13	0	20
The Willows at Hamburg	0	0	5	7	0	12
<b>FAYETTE County Total:</b>	<b>19</b>	<b>52</b>	<b>109</b>	<b>204</b>	<b>0</b>	<b>384</b>
<b>FRANKLIN</b>						
Bradford Square Center	2	3	7	7	0	19
Frankfort Trails	0	1	2	0	0	3
<b>FRANKLIN County Total:</b>	<b>2</b>	<b>4</b>	<b>9</b>	<b>7</b>	<b>0</b>	<b>22</b>
<b>GARRARD</b>						
Landmark of Lancaster Rehabilitation and Nursing	1	1	5	10	0	17
<b>GARRARD County Total:</b>	<b>1</b>	<b>1</b>	<b>5</b>	<b>10</b>	<b>0</b>	<b>17</b>
<b>HARRISON</b>						
Cedar Ridge Health Campus	1	1	8	22	0	32
Edgemont Healthcare	2	3	2	11	0	18
Harrison Nursing and Rehabilitation Center	3	7	6	8	0	24
<b>HARRISON County Total:</b>	<b>6</b>	<b>11</b>	<b>16</b>	<b>41</b>	<b>0</b>	<b>74</b>
<b>JESSAMINE</b>						
Nicholasville Nursing and Rehabilitation	1	1	5	4	0	11
Thomson Hood Veterans Center	0	3	18	34	0	55
<b>JESSAMINE County Total:</b>	<b>1</b>	<b>4</b>	<b>23</b>	<b>38</b>	<b>0</b>	<b>66</b>
<b>LINCOLN</b>						
Stanford Crossing	6	4	12	17	0	39
<b>LINCOLN County Total:</b>	<b>6</b>	<b>4</b>	<b>12</b>	<b>17</b>	<b>0</b>	<b>39</b>

**Table 22 - Facility Resident Death Distribution- Nursing Facility Beds 2025**

<b>ADD / Facility</b>	<b>Under 65</b>	<b>65-74</b>	<b>75-84</b>	<b>Over 85</b>	<b>Unknown</b>	<b>Total</b>
<b>MADISON</b>						
Berea Health and Rehabilitation	0	5	4	15	0	24
Kenwood Health and Rehabilitation Center	0	2	8	12	0	22
Madison Health and Rehabilitation Center	2	4	4	4	0	14
Telford Terrace	0	0	0	7	0	7
The Terrace Nursing and Rehabilitation	1	4	9	23	0	37
<b>MADISON County Total:</b>	<b>3</b>	<b>15</b>	<b>25</b>	<b>61</b>	<b>0</b>	<b>104</b>
<b>MERCER</b>						
Harrodsburg Health and Rehab Ctr.	2	12	15	5	0	34
The Willows at Harrodsburg	0	0	6	16	0	22
<b>MERCER County Total:</b>	<b>2</b>	<b>12</b>	<b>21</b>	<b>21</b>	<b>0</b>	<b>56</b>
<b>NICHOLAS</b>						
Willowbrook Healthcare	0	0	2	3	0	5
<b>NICHOLAS County Total:</b>	<b>0</b>	<b>0</b>	<b>2</b>	<b>3</b>	<b>0</b>	<b>5</b>
<b>POWELL</b>						
Stanton Nursing and Rehabilitation Center	3	4	11	8	0	26
<b>POWELL County Total:</b>	<b>3</b>	<b>4</b>	<b>11</b>	<b>8</b>	<b>0</b>	<b>26</b>
<b>SCOTT</b>						
Dover Nursing and Rehabilitation	6	6	11	20	0	43
Signature Healthcare of Georgetown	1	3	4	9	0	17
<b>SCOTT County Total:</b>	<b>7</b>	<b>9</b>	<b>15</b>	<b>29</b>	<b>0</b>	<b>60</b>
<b>WOODFORD</b>						
The Homeplace at Midway	0	0	7	10	0	17
<b>WOODFORD County Total:</b>	<b>0</b>	<b>0</b>	<b>7</b>	<b>10</b>	<b>0</b>	<b>17</b>
<b>ADD: 15 Total</b>	<b>61</b>	<b>148</b>	<b>322</b>	<b>531</b>	<b>0</b>	<b>1,062</b>
<b>Statewide Total</b>	<b>433</b>	<b>1,050</b>	<b>2,161</b>	<b>2,931</b>	<b>215</b>	<b>6,790</b>

**Table 23 - Facility Resident Death Distribution- Personal Care Beds 2025**

<b>ADD / Facility</b>	<b>Under 65</b>	<b>65-74</b>	<b>75-84</b>	<b>Over 85</b>	<b>Unknown</b>	<b>Total</b>
<b>ADD:1</b>						
<b>CARLISLE</b>						
Countryside Center	0	1	0	0	0	1
<b>CARLISLE County Total:</b>	<b>0</b>	<b>1</b>	<b>0</b>	<b>0</b>	<b>0</b>	<b>1</b>
<b>GRAVES</b>						
Fern Terrace of Mayfield	0	1	1	0	0	2
<b>GRAVES County Total:</b>	<b>0</b>	<b>1</b>	<b>1</b>	<b>0</b>	<b>0</b>	<b>2</b>
<b>HICKMAN</b>						
Clinton Hickman County Nursing Facility	0	0	0	0	0	0
Clinton Place	0	0	1	0	0	1
<b>HICKMAN County Total:</b>	<b>0</b>	<b>0</b>	<b>1</b>	<b>0</b>	<b>0</b>	<b>1</b>
<b>ADD: 1 Total</b>	<b>0</b>	<b>2</b>	<b>2</b>	<b>0</b>	<b>0</b>	<b>4</b>
<b>ADD:2</b>						
<b>CALDWELL</b>						
Highland Homes I LLC	0	1	1	0	0	2
<b>CALDWELL County Total:</b>	<b>0</b>	<b>1</b>	<b>1</b>	<b>0</b>	<b>0</b>	<b>2</b>
<b>CHRISTIAN</b>						
Christian County Manor I LLC	0	0	0	0	0	0
Christian Health Center, Hopkinsville	0	0	0	0	0	0
Pennyryle I LLC	0	0	0	0	0	0
<b>CHRISTIAN County Total:</b>	<b>0</b>	<b>0</b>	<b>0</b>	<b>0</b>	<b>0</b>	<b>0</b>
<b>CRITTENDEN</b>						
Crittenden County Health and Rehabilitation Center	0	0	0	0	0	0
<b>CRITTENDEN County Total:</b>	<b>0</b>	<b>0</b>	<b>0</b>	<b>0</b>	<b>0</b>	<b>0</b>
<b>HOPKINS</b>						
Madisonville Rest Home I LLC	0	0	0	0	0	0

**Table 23 - Facility Resident Death Distribution- Personal Care Beds 2025**

<b>ADD / Facility</b>	<b>Under 65</b>	<b>65-74</b>	<b>75-84</b>	<b>Over 85</b>	<b>Unknown</b>	<b>Total</b>
The Homestead	0	0	0	0	0	0
<b>HOPKINS County Total:</b>	<b>0</b>	<b>0</b>	<b>0</b>	<b>0</b>	<b>0</b>	<b>0</b>
<b>MUHLENBERG</b>						
Greenville Nursing and Rehabilitation	0	0	0	0	0	0
Sparks Nursing Center	0	0	0	0	0	0
<b>MUHLENBERG County Total:</b>	<b>0</b>	<b>0</b>	<b>0</b>	<b>0</b>	<b>0</b>	<b>0</b>
<b>TRIGG</b>						
Better Senior Living I, LLC	2	0	0	0	0	2
<b>TRIGG County Total:</b>	<b>2</b>	<b>0</b>	<b>0</b>	<b>0</b>	<b>0</b>	<b>2</b>
<b>ADD: 2 Total</b>	<b>2</b>	<b>1</b>	<b>1</b>	<b>0</b>	<b>0</b>	<b>4</b>
<b>ADD:3</b>						
<b>DAVIESS</b>						
Carmel Home	0	0	1	7	0	8
Chautauqua Health and Rehab	0	0	0	0	0	0
Davco Rest Home	1	0	0	0	0	1
Fern Terrace of Owensboro, LLC	0	1	0	0	0	1
Rosedale Rest Home	0	0	0	0	0	0
<b>DAVIESS County Total:</b>	<b>1</b>	<b>1</b>	<b>1</b>	<b>7</b>	<b>0</b>	<b>10</b>
<b>HANCOCK</b>						
Lewisport Rest Home I LLC	0	0	0	0	0	0
<b>HANCOCK County Total:</b>	<b>0</b>	<b>0</b>	<b>0</b>	<b>0</b>	<b>0</b>	<b>0</b>
<b>HENDERSON</b>						
Henderson Manor	0	0	0	0	0	0
<b>HENDERSON County Total:</b>	<b>0</b>	<b>0</b>	<b>0</b>	<b>0</b>	<b>0</b>	<b>0</b>

**Table 23 - Facility Resident Death Distribution- Personal Care Beds 2025**

<b>ADD / Facility</b>	<b>Under 65</b>	<b>65-74</b>	<b>75-84</b>	<b>Over 85</b>	<b>Unknown</b>	<b>Total</b>
<b>OHIO</b>						
Beaver Dam Nursing and Rehab Center	0	0	0	0	0	0
<b>OHIO County Total:</b>	<b>0</b>	<b>0</b>	<b>0</b>	<b>0</b>	<b>0</b>	<b>0</b>
<b>ADD: 3 Total</b>	<b>1</b>	<b>1</b>	<b>1</b>	<b>7</b>	<b>0</b>	<b>10</b>
<b>ADD:4</b>						
<b>ALLEN</b>						
Cornerstone Manor	1	0	1	0	0	2
Scottsville Manor	0	0	0	0	0	0
<b>ALLEN County Total:</b>	<b>1</b>	<b>0</b>	<b>1</b>	<b>0</b>	<b>0</b>	<b>2</b>
<b>BARREN</b>						
NHC HealthCare, Glasgow	0	0	0	0	0	0
<b>BARREN County Total:</b>	<b>0</b>	<b>0</b>	<b>0</b>	<b>0</b>	<b>0</b>	<b>0</b>
<b>METCALFE</b>						
Harpers Home for the Aged	1	0	0	0	0	1
Metcalfe Health Care Center	0	0	1	0	0	1
<b>METCALFE County Total:</b>	<b>1</b>	<b>0</b>	<b>1</b>	<b>0</b>	<b>0</b>	<b>2</b>
<b>WARREN</b>						
Christian Health Center of Bowling Green	0	0	0	0	0	0
Fern Terrace of Bowling Green	0	0	0	0	0	0
<b>WARREN County Total:</b>	<b>0</b>	<b>0</b>	<b>0</b>	<b>0</b>	<b>0</b>	<b>0</b>
<b>ADD: 4 Total</b>	<b>2</b>	<b>0</b>	<b>2</b>	<b>0</b>	<b>0</b>	<b>4</b>
<b>ADD:5</b>						
<b>HARDIN</b>						
Helmwood Healthcare Ctr. and Elizabeth Sanford Swope Personal Care	0	0	0	0	0	0
Peridot Senior Living	0	0	0	9	0	9

**Table 23 - Facility Resident Death Distribution- Personal Care Beds 2025**

<b>ADD / Facility</b>	<b>Under 65</b>	<b>65-74</b>	<b>75-84</b>	<b>Over 85</b>	<b>Unknown</b>	<b>Total</b>
Signature Healthcare at North Hardin Rehab	0	0	0	0	0	0
<b>HARDIN County Total:</b>	<b>0</b>	<b>0</b>	<b>0</b>	<b>9</b>	<b>0</b>	<b>9</b>
<b>MARION</b>						
Loretto Living Ctr. at Loretto Motherhouse Infirmary, Inc.	0	0	0	0	0	0
Village of Lebanon	0	0	0	0	0	0
<b>MARION County Total:</b>	<b>0</b>	<b>0</b>	<b>0</b>	<b>0</b>	<b>0</b>	<b>0</b>
<b>WASHINGTON</b>						
Sansbury Care Center	0	0	0	0	0	0
<b>WASHINGTON County Total:</b>	<b>0</b>	<b>0</b>	<b>0</b>	<b>0</b>	<b>0</b>	<b>0</b>
<b>ADD: 5 Total</b>	<b>0</b>	<b>0</b>	<b>0</b>	<b>9</b>	<b>0</b>	<b>9</b>
<b>ADD:6</b>						
<b>BULLITT</b>						
Colonial House of Shepherdsville	0	1	0	0	0	1
<b>BULLITT County Total:</b>	<b>0</b>	<b>1</b>	<b>0</b>	<b>0</b>	<b>0</b>	<b>1</b>
<b>JEFFERSON</b>						
Barton House of Louisville 1	0	1	3	5	0	9
Crescent Grove Memory and Personal Care Community and Sam Swope Center	0	0	0	1	0	1
Eastern Star Home in KY	0	0	1	1	0	2
Glen Ridge Health Campus	0	0	0	2	0	2
Hallmark House Louisville II	0	1	4	4	0	9
Little Sisters of the Poor	0	0	0	0	0	0
Louisville Protestant Altenheim	0	0	0	3	0	3
Nazareth Home	0	0	1	3	0	4
Nazareth Home Clifton	0	0	0	0	0	0
The Pinnacle of Louisville	0	1	6	18	0	25

**Table 23 - Facility Resident Death Distribution- Personal Care Beds 2025**

<b>ADD / Facility</b>	<b>Under 65</b>	<b>65-74</b>	<b>75-84</b>	<b>Over 85</b>	<b>Unknown</b>	<b>Total</b>
The Springs at Stony Brook	0	0	0	3	0	3
Treyton Oaks Towers	0	0	0	2	0	2
Wesley Manor	0	1	6	7	0	14
<b>JEFFERSON County Total:</b>	<b>0</b>	<b>4</b>	<b>21</b>	<b>49</b>	<b>0</b>	<b>74</b>
<b>SHELBY</b>						
Colonial Manor	0	3	0	0	0	3
Maple Grove Senior Living LLC	0	0	0	0	0	0
<b>SHELBY County Total:</b>	<b>0</b>	<b>3</b>	<b>0</b>	<b>0</b>	<b>0</b>	<b>3</b>
<b>ADD: 6 Total</b>	<b>0</b>	<b>8</b>	<b>21</b>	<b>49</b>	<b>0</b>	<b>78</b>
<b>ADD:7</b>						
<b>CAMPBELL</b>						
Carmel Manor	0	0	0	0	0	0
<b>CAMPBELL County Total:</b>	<b>0</b>	<b>0</b>	<b>0</b>	<b>0</b>	<b>0</b>	<b>0</b>
<b>CARROLL</b>						
Carrollton Manor	0	0	0	0	0	0
Valley Haven Rest Home	3	1	0	0	0	4
<b>CARROLL County Total:</b>	<b>3</b>	<b>1</b>	<b>0</b>	<b>0</b>	<b>0</b>	<b>4</b>
<b>KENTON</b>						
Ivy Knoll	0	1	2	1	0	4
Regency Manor	0	0	0	0	0	0
Regency Manor North	0	0	0	0	0	0
<b>KENTON County Total:</b>	<b>0</b>	<b>1</b>	<b>2</b>	<b>1</b>	<b>0</b>	<b>4</b>
<b>PENDLETON</b>						
Falmouth Personal Care Home	0	0	0	0	0	0
The Front Gate	0	0	0	0	0	0
<b>PENDLETON County Total:</b>	<b>0</b>	<b>0</b>	<b>0</b>	<b>0</b>	<b>0</b>	<b>0</b>
<b>ADD: 7 Total</b>	<b>3</b>	<b>2</b>	<b>2</b>	<b>1</b>	<b>0</b>	<b>8</b>

**Table 23 - Facility Resident Death Distribution- Personal Care Beds 2025**

<b>ADD / Facility</b>	<b>Under 65</b>	<b>65-74</b>	<b>75-84</b>	<b>Over 85</b>	<b>Unknown</b>	<b>Total</b>
<b>ADD:9</b>						
<b>MENIFEE</b>						
Menifee Meadows Nursing and Rehab LLC	0	0	0	0	0	0
<b>MENIFEE County Total:</b>	<b>0</b>	<b>0</b>	<b>0</b>	<b>0</b>	<b>0</b>	<b>0</b>
<b>MONTGOMERY</b>						
Mt. Sterling Personal Care, LLC	0	0	0	0	0	0
<b>MONTGOMERY County Total:</b>	<b>0</b>	<b>0</b>	<b>0</b>	<b>0</b>	<b>0</b>	<b>0</b>
<b>MORGAN</b>						
West Liberty Nursing and Rehabilitation Center	0	0	0	0	0	0
<b>MORGAN County Total:</b>	<b>0</b>	<b>0</b>	<b>0</b>	<b>0</b>	<b>0</b>	<b>0</b>
<b>ADD: 9 Total</b>	<b>0</b>	<b>0</b>	<b>0</b>	<b>0</b>	<b>0</b>	<b>0</b>
<b>ADD:10</b>						
<b>BOYD</b>						
Genesis Health of Ashland	0	0	0	0	0	0
Genesis II Health	0	0	0	0	0	0
Kings Daughters and Sons Home	0	0	0	0	0	0
<b>BOYD County Total:</b>	<b>0</b>	<b>0</b>	<b>0</b>	<b>0</b>	<b>0</b>	<b>0</b>
<b>GREENUP</b>						
Frasures Personal Care Home	1	2	0	0	0	3
Trinity Station Retirement Community	0	0	4	5	0	9
<b>GREENUP County Total:</b>	<b>1</b>	<b>2</b>	<b>4</b>	<b>5</b>	<b>0</b>	<b>12</b>
<b>LAWRENCE</b>						
Jordan Rehabilitation and Healthcare Center	0	0	0	0	0	0
<b>LAWRENCE County Total:</b>	<b>0</b>	<b>0</b>	<b>0</b>	<b>0</b>	<b>0</b>	<b>0</b>
<b>ADD: 10 Total</b>	<b>1</b>	<b>2</b>	<b>4</b>	<b>5</b>	<b>0</b>	<b>12</b>

**Table 23 - Facility Resident Death Distribution- Personal Care Beds 2025**

<b>ADD / Facility</b>	<b>Under 65</b>	<b>65-74</b>	<b>75-84</b>	<b>Over 85</b>	<b>Unknown</b>	<b>Total</b>
<b>ADD:11</b>						
<b>MAGOFFIN</b>						
Salyersville Nursing and Rehabilitation Center	0	0	0	0	0	0
<b>MAGOFFIN County Total:</b>	<b>0</b>	<b>0</b>	<b>0</b>	<b>0</b>	<b>0</b>	<b>0</b>
<b>PIKE</b>						
Good Shepherd Community Nursing Center	0	0	0	0	0	0
<b>PIKE County Total:</b>	<b>0</b>	<b>0</b>	<b>0</b>	<b>0</b>	<b>0</b>	<b>0</b>
<b>ADD: 11 Total</b>	<b>0</b>	<b>0</b>	<b>0</b>	<b>0</b>	<b>0</b>	<b>0</b>
<b>ADD:12</b>						
<b>KNOTT</b>						
Golden Years Rest Home	0	0	1	0	0	1
<b>KNOTT County Total:</b>	<b>0</b>	<b>0</b>	<b>1</b>	<b>0</b>	<b>0</b>	<b>1</b>
<b>ADD: 12 Total</b>	<b>0</b>	<b>0</b>	<b>1</b>	<b>0</b>	<b>0</b>	<b>1</b>
<b>ADD:13</b>						
<b>BELL</b>						
Generations Center of Middlesboro	0	0	0	1	0	1
<b>BELL County Total:</b>	<b>0</b>	<b>0</b>	<b>0</b>	<b>1</b>	<b>0</b>	<b>1</b>
<b>HARLAN</b>						
The Laurels	0	0	1	0	0	1
<b>HARLAN County Total:</b>	<b>0</b>	<b>0</b>	<b>1</b>	<b>0</b>	<b>0</b>	<b>1</b>
<b>KNOX</b>						
Christian Health Center - Corbin	0	0	0	0	0	0
<b>KNOX County Total:</b>	<b>0</b>	<b>0</b>	<b>0</b>	<b>0</b>	<b>0</b>	<b>0</b>
<b>ADD: 13 Total</b>	<b>0</b>	<b>0</b>	<b>1</b>	<b>1</b>	<b>0</b>	<b>2</b>

**Table 23 - Facility Resident Death Distribution- Personal Care Beds 2025**

<b>ADD / Facility</b>	<b>Under 65</b>	<b>65-74</b>	<b>75-84</b>	<b>Over 85</b>	<b>Unknown</b>	<b>Total</b>
<b>ADD:14</b>						
<b>MCCREARY</b>						
Cumberland Manor Rest Home I LLC	0	0	1	0	0	1
<b>MCCREARY County Total:</b>	<b>0</b>	<b>0</b>	<b>1</b>	<b>0</b>	<b>0</b>	<b>1</b>
<b>TAYLOR</b>						
Bluegrass Way	0	1	1	1	0	3
<b>TAYLOR County Total:</b>	<b>0</b>	<b>1</b>	<b>1</b>	<b>1</b>	<b>0</b>	<b>3</b>
<b>WAYNE</b>						
Dishman Personal Care Home	1	0	0	0	0	1
Mountain Ridge Health and Rehabilitation	0	0	0	0	0	0
<b>WAYNE County Total:</b>	<b>1</b>	<b>0</b>	<b>0</b>	<b>0</b>	<b>0</b>	<b>1</b>
<b>ADD: 14 Total</b>	<b>1</b>	<b>1</b>	<b>2</b>	<b>1</b>	<b>0</b>	<b>5</b>
<b>ADD:15</b>						
<b>BOURBON</b>						
Bourbon Heights	0	0	0	0	0	0
<b>BOURBON County Total:</b>	<b>0</b>	<b>0</b>	<b>0</b>	<b>0</b>	<b>0</b>	<b>0</b>
<b>ESTILL</b>						
Irvine Nursing and Rehabilitation	0	0	0	0	0	0
<b>ESTILL County Total:</b>	<b>0</b>	<b>0</b>	<b>0</b>	<b>0</b>	<b>0</b>	<b>0</b>
<b>FAYETTE</b>						
Central Ky Recovery Center Unit 1	0	0	0	0	0	0
Central KY Recovery Center Unit 2	0	0	0	0	0	0
Richmond Place Senior Living	0	1	3	3	0	7
Signature Healthcare at Tanbark Rehab	0	0	0	0	0	0
The Willows at Hamburg	0	0	0	2	0	2
<b>FAYETTE County Total:</b>	<b>0</b>	<b>1</b>	<b>3</b>	<b>5</b>	<b>0</b>	<b>9</b>
<b>HARRISON</b>						
Parkside Manor	0	0	0	0	0	0

**Table 23 - Facility Resident Death Distribution- Personal Care Beds 2025**

<b>ADD / Facility</b>	<b>Under 65</b>	<b>65-74</b>	<b>75-84</b>	<b>Over 85</b>	<b>Unknown</b>	<b>Total</b>
Shady Lawn	50	5	3	0	0	58
<b>HARRISON County Total:</b>	<b>50</b>	<b>5</b>	<b>3</b>	<b>0</b>	<b>0</b>	<b>58</b>
<b>JESSAMINE</b>						
Rose Terrace, LLC	0	0	0	0	0	0
Wesley Village	0	0	0	5	0	5
<b>JESSAMINE County Total:</b>	<b>0</b>	<b>0</b>	<b>0</b>	<b>5</b>	<b>0</b>	<b>5</b>
<b>LINCOLN</b>						
Waynesburg Manor	1	0	0	0	0	1
<b>LINCOLN County Total:</b>	<b>1</b>	<b>0</b>	<b>0</b>	<b>0</b>	<b>0</b>	<b>1</b>
<b>MADISON</b>						
Telford Terrace	0	0	1	1	0	2
<b>MADISON County Total:</b>	<b>0</b>	<b>0</b>	<b>1</b>	<b>1</b>	<b>0</b>	<b>2</b>
<b>MERCER</b>						
The Willows at Harrodsburg	0	0	0	2	0	2
<b>MERCER County Total:</b>	<b>0</b>	<b>0</b>	<b>0</b>	<b>2</b>	<b>0</b>	<b>2</b>
<b>POWELL</b>						
Stanton Nursing and Rehabilitation Center	0	0	0	0	0	0
<b>POWELL County Total:</b>	<b>0</b>	<b>0</b>	<b>0</b>	<b>0</b>	<b>0</b>	<b>0</b>
<b>WOODFORD</b>						
Taylor Manor Nursing Home	0	0	0	0	0	0
<b>WOODFORD County Total:</b>	<b>0</b>	<b>0</b>	<b>0</b>	<b>0</b>	<b>0</b>	<b>0</b>
<b>ADD: 15 Total</b>	<b>51</b>	<b>6</b>	<b>7</b>	<b>13</b>	<b>0</b>	<b>77</b>
<b>Statewide Total</b>	<b>61</b>	<b>23</b>	<b>44</b>	<b>86</b>	<b>0</b>	<b>214</b>

2025 ANNUAL KENTUCKY LONG TERM CARE UTILIZATION AND SERVICE REPORT

Table 24 - Facility Resident Death Distribution- Nursing Home (CCRC) Beds

ADD / Facility	Under 65	65-74	75-84	Over 85	Unknown	Total
<b>ADD:2</b>						
<b>CHRISTIAN</b>						
Christian Health Center, Hopkinsville	0	0	0	1	0	1
<b>CHRISTIAN County Total:</b>	<b>0</b>	<b>0</b>	<b>0</b>	<b>1</b>	<b>0</b>	<b>1</b>
<b>LYON</b>						
Rivers Bend Retirement Community	0	0	0	0	0	0
<b>LYON County Total:</b>	<b>0</b>	<b>0</b>	<b>0</b>	<b>0</b>	<b>0</b>	<b>0</b>
<b>ADD: 2 Total</b>	<b>0</b>	<b>0</b>	<b>0</b>	<b>1</b>	<b>0</b>	<b>1</b>
<b>ADD:3</b>						
<b>UNION</b>						
Breckinridge Place	0	0	1	2	0	3
<b>UNION County Total:</b>	<b>0</b>	<b>0</b>	<b>1</b>	<b>2</b>	<b>0</b>	<b>3</b>
<b>ADD: 3 Total</b>	<b>0</b>	<b>0</b>	<b>1</b>	<b>2</b>	<b>0</b>	<b>3</b>
<b>ADD:4</b>						
<b>WARREN</b>						
Christian Health Center of Bowling Green	0	1	7	10	0	18
<b>WARREN County Total:</b>	<b>0</b>	<b>1</b>	<b>7</b>	<b>10</b>	<b>0</b>	<b>18</b>
<b>ADD: 4 Total</b>	<b>0</b>	<b>1</b>	<b>7</b>	<b>10</b>	<b>0</b>	<b>18</b>

CCRC – Continuing Care Retirement Community

2025 ANNUAL KENTUCKY LONG TERM CARE UTILIZATION AND SERVICE REPORT

Table 24 - Facility Resident Death Distribution- Nursing Home (CCRC) Beds

ADD / Facility	Under 65	65-74	75-84	Over 85	Unknown	Total
<b>ADD:5</b>						
<b>MARION</b>						
Village of Lebanon	0	0	0	0	0	0
<b>MARION County Total:</b>	<b>0</b>	<b>0</b>	<b>0</b>	<b>0</b>	<b>0</b>	<b>0</b>
<b>ADD: 5 Total</b>	<b>0</b>	<b>0</b>	<b>0</b>	<b>0</b>	<b>0</b>	<b>0</b>
<b>ADD:6</b>						
<b>JEFFERSON</b>						
Louisville Protestant Altenheim	0	0	1	1	0	2
River Oaks Health and Rehabilitation	0	0	0	0	0	0
The Springs at Stony Brook	0	1	3	10	0	14
Wesley Manor	0	0	0	0	0	0
<b>JEFFERSON County Total:</b>	<b>0</b>	<b>1</b>	<b>4</b>	<b>11</b>	<b>0</b>	<b>16</b>
<b>ADD: 6 Total</b>	<b>0</b>	<b>1</b>	<b>4</b>	<b>11</b>	<b>0</b>	<b>16</b>
<b>ADD:7</b>						
<b>KENTON</b>						
Madonna Manor	0	0	0	0	0	0
<b>KENTON County Total:</b>	<b>0</b>	<b>0</b>	<b>0</b>	<b>0</b>	<b>0</b>	<b>0</b>
<b>ADD: 7 Total</b>	<b>0</b>	<b>0</b>	<b>0</b>	<b>0</b>	<b>0</b>	<b>0</b>

CCRC – Continuing Care Retirement Community

**2025 ANNUAL KENTUCKY LONG TERM CARE UTILIZATION AND SERVICE REPORT**

**Table 24 - Facility Resident Death Distribution- Nursing Home (CCRC) Beds**

<b>ADD / Facility</b>	<b>Under 65</b>	<b>65-74</b>	<b>75-84</b>	<b>Over 85</b>	<b>Unknown</b>	<b>Total</b>
<b>ADD:10</b>						
<b>GREENUP</b>						
Trinity Station Retirement Community	0	0	1	6	0	7
<b>GREENUP County Total:</b>	<b>0</b>	<b>0</b>	<b>1</b>	<b>6</b>	<b>0</b>	<b>7</b>
<b>ADD: 10 Total</b>	<b>0</b>	<b>0</b>	<b>1</b>	<b>6</b>	<b>0</b>	<b>7</b>
<b>ADD:13</b>						
<b>KNOX</b>						
Christian Health Center - Corbin	0	0	0	0	0	0
<b>KNOX County Total:</b>	<b>0</b>	<b>0</b>	<b>0</b>	<b>0</b>	<b>0</b>	<b>0</b>
<b>LAUREL</b>						
Laurel Heights Home for the Elderly	0	0	1	2	0	3
<b>LAUREL County Total:</b>	<b>0</b>	<b>0</b>	<b>1</b>	<b>2</b>	<b>0</b>	<b>3</b>
<b>ADD: 13 Total</b>	<b>0</b>	<b>0</b>	<b>1</b>	<b>2</b>	<b>0</b>	<b>3</b>
<b>ADD:14</b>						
<b>PULASKI</b>						
The Neighborhood Nursing Facility	0	0	0	5	0	5
<b>PULASKI County Total:</b>	<b>0</b>	<b>0</b>	<b>0</b>	<b>5</b>	<b>0</b>	<b>5</b>
<b>ADD: 14 Total</b>	<b>0</b>	<b>0</b>	<b>0</b>	<b>5</b>	<b>0</b>	<b>5</b>
<b>ADD:15</b>						
<b>FAYETTE</b>						
Sayre Christian Village Nursing Home	0	0	2	0	0	2
The Willows at Citation	0	0	0	0	0	0

CCRC – Continuing Care Retirement Community

**2025 ANNUAL KENTUCKY LONG TERM CARE UTILIZATION AND SERVICE REPORT**

**Table 24 - Facility Resident Death Distribution- Nursing Home (CCRC) Beds**

<b>ADD / Facility</b>	<b>Under 65</b>	<b>65-74</b>	<b>75-84</b>	<b>Over 85</b>	<b>Unknown</b>	<b>Total</b>
The Willows at Hamburg	0	0	0	1	0	1
<b>FAYETTE County Total:</b>	<b>0</b>	<b>0</b>	<b>2</b>	<b>1</b>	<b>0</b>	<b>3</b>
<b>HARRISON</b>						
Cedar Ridge Health Campus	0	0	0	3	0	3
<b>HARRISON County Total:</b>	<b>0</b>	<b>0</b>	<b>0</b>	<b>3</b>	<b>0</b>	<b>3</b>
<b>JESSAMINE</b>						
Bridgepointe at Ashgrove Woods	0	0	3	2	0	5
Wesley Village	0	0	2	14	0	16
<b>JESSAMINE County Total:</b>	<b>0</b>	<b>0</b>	<b>5</b>	<b>16</b>	<b>0</b>	<b>21</b>
<b>MADISON</b>						
Telford Terrace	0	0	0	1	0	1
<b>MADISON County Total:</b>	<b>0</b>	<b>0</b>	<b>0</b>	<b>1</b>	<b>0</b>	<b>1</b>
<b>MERCER</b>						
The Willows at Harrodsburg	0	0	0	0	0	0
<b>MERCER County Total:</b>	<b>0</b>	<b>0</b>	<b>0</b>	<b>0</b>	<b>0</b>	<b>0</b>
<b>WOODFORD</b>						
The Homeplace at Midway	0	0	1	0	0	1
<b>WOODFORD County Total:</b>	<b>0</b>	<b>0</b>	<b>1</b>	<b>0</b>	<b>0</b>	<b>1</b>
<b>ADD: 15 Total</b>	<b>0</b>	<b>0</b>	<b>8</b>	<b>21</b>	<b>0</b>	<b>29</b>
<b>Statewide Total</b>	<b>0</b>	<b>2</b>	<b>22</b>	<b>58</b>	<b>0</b>	<b>82</b>

CCRC – Continuing Care Retirement Community

**2025 ANNUAL KENTUCKY LONG TERM CARE UTILIZATION AND SERVICE REPORT**

**Table 25 - Facility Resident Death Distribution- Nursing Home (Non-CCRC) Beds**

<b>ADD / Facility</b>	<b>Under 65</b>	<b>65-74</b>	<b>75-84</b>	<b>Over 85</b>	<b>Unknown</b>	<b>Total</b>
<b>ADD:3</b>						
<b>DAVIESS</b>						
Hermitage Care and Rehabilitation Center	0	0	2	3	0	5
<b>DAVIESS County Total:</b>	<b>0</b>	<b>0</b>	<b>2</b>	<b>3</b>	<b>0</b>	<b>5</b>
<b>WEBSTER</b>						
Shemwell Nursing Home	0	0	9	2	0	11
<b>WEBSTER County Total:</b>	<b>0</b>	<b>0</b>	<b>9</b>	<b>2</b>	<b>0</b>	<b>11</b>
<b>ADD: 3 Total</b>	<b>0</b>	<b>0</b>	<b>11</b>	<b>5</b>	<b>0</b>	<b>16</b>
<b>ADD:15</b>						
<b>WOODFORD</b>						
Taylor Manor Nursing Home	0	0	5	11	0	16
<b>WOODFORD County Total:</b>	<b>0</b>	<b>0</b>	<b>5</b>	<b>11</b>	<b>0</b>	<b>16</b>
<b>ADD: 15 Total</b>	<b>0</b>	<b>0</b>	<b>5</b>	<b>11</b>	<b>0</b>	<b>16</b>
<b>Statewide Total</b>	<b>0</b>	<b>0</b>	<b>16</b>	<b>16</b>	<b>0</b>	<b>32</b>

CCRC – Continuing Care Retirement Community

**Table 26 - Facility Resident Death Distribution- Intermediate Care Beds 2025**

<b>ADD / Facility</b>	<b>Under 65</b>	<b>65-74</b>	<b>75-84</b>	<b>Over 85</b>	<b>Unknown</b>	<b>Total</b>
<b>ADD:3</b>						
<b>WEBSTER</b>						
Shemwell Nursing Home	0	0	0	0	0	0
<b>WEBSTER County Total:</b>	<b>0</b>	<b>0</b>	<b>0</b>	<b>0</b>	<b>0</b>	<b>0</b>
<b>ADD: 3 Total</b>	<b>0</b>	<b>0</b>	<b>0</b>	<b>0</b>	<b>0</b>	<b>0</b>
<b>ADD:4</b>						
<b>WARREN</b>						
Christian Health Center of Bowling Green	0	0	0	0	0	0
<b>WARREN County Total:</b>	<b>0</b>	<b>0</b>	<b>0</b>	<b>0</b>	<b>0</b>	<b>0</b>
<b>ADD: 4 Total</b>	<b>0</b>	<b>0</b>	<b>0</b>	<b>0</b>	<b>0</b>	<b>0</b>
<b>ADD:6</b>						
<b>JEFFERSON</b>						
Eastern Star Home in KY	0	2	4	3	0	9
Louisville Protestant Altenheim	0	0	10	4	0	14
<b>JEFFERSON County Total:</b>	<b>0</b>	<b>2</b>	<b>14</b>	<b>7</b>	<b>0</b>	<b>23</b>
<b>ADD: 6 Total</b>	<b>0</b>	<b>2</b>	<b>14</b>	<b>7</b>	<b>0</b>	<b>23</b>
<b>ADD:15</b>						
<b>HARRISON</b>						
Cedar Ridge Health Campus	0	0	0	0	0	0
<b>HARRISON County Total:</b>	<b>0</b>	<b>0</b>	<b>0</b>	<b>0</b>	<b>0</b>	<b>0</b>
<b>JESSAMINE</b>						
Wesley Village	0	0	0	0	0	0
<b>JESSAMINE County Total:</b>	<b>0</b>	<b>0</b>	<b>0</b>	<b>0</b>	<b>0</b>	<b>0</b>
<b>MADISON</b>						
Telford Terrace	0	0	1	1	0	2
<b>MADISON County Total:</b>	<b>0</b>	<b>0</b>	<b>1</b>	<b>1</b>	<b>0</b>	<b>2</b>

**Table 26 - Facility Resident Death Distribution- Intermediate Care Beds 2025**

<b>ADD / Facility</b>	<b>Under 65</b>	<b>65-74</b>	<b>75-84</b>	<b>Over 85</b>	<b>Unknown</b>	<b>Total</b>
WOODFORD						
Taylor Manor Nursing Home	0	0	1	3	0	4
<b>WOODFORD County Total:</b>	<b>0</b>	<b>0</b>	<b>1</b>	<b>3</b>	<b>0</b>	<b>4</b>
<b>ADD: 15 Total</b>	<b>0</b>	<b>0</b>	<b>2</b>	<b>4</b>	<b>0</b>	<b>6</b>
<b>Statewide Total</b>	<b>0</b>	<b>2</b>	<b>16</b>	<b>11</b>	<b>0</b>	<b>29</b>

**Table 27 - Facility Resident Death Distribution- Alzheimer Facility Beds 2025**

<b>ADD / Facility</b>	<b>Under 65</b>	<b>65-74</b>	<b>75-84</b>	<b>Over 85</b>	<b>Unknown</b>	<b>Total</b>
<b>ADD:3</b>						
<b>DAVIESS</b>						
Wellington Parc of Owensboro	0	0	3	9	0	12
<b>DAVIESS County Total:</b>	<b>0</b>	<b>0</b>	<b>3</b>	<b>9</b>	<b>0</b>	<b>12</b>
<b>ADD: 3 Total</b>	<b>0</b>	<b>0</b>	<b>3</b>	<b>9</b>	<b>0</b>	<b>12</b>
<b>ADD:4</b>						
<b>WARREN</b>						
Magnolia Village Nursing and Rehabilitation Center	0	4	10	23	0	37
<b>WARREN County Total:</b>	<b>0</b>	<b>4</b>	<b>10</b>	<b>23</b>	<b>0</b>	<b>37</b>
<b>ADD: 4 Total</b>	<b>0</b>	<b>4</b>	<b>10</b>	<b>23</b>	<b>0</b>	<b>37</b>
<b>Statewide Total</b>	<b>0</b>	<b>4</b>	<b>13</b>	<b>32</b>	<b>0</b>	<b>49</b>

2025 ANNUAL KENTUCKY LONG TERM CARE UTILIZATION AND SERVICE REPORT

Table 28 - Facility Resident Death Distribution- ICF/IID Beds

ADD / Facility	Under 65	65-74	75-84	Over 85	Unknown	Total
<b>ADD:2</b>						
<b>CHRISTIAN</b>						
Outwood ICF/IID	2	1	1	0	0	4
<b>CHRISTIAN County Total:</b>	<b>2</b>	<b>1</b>	<b>1</b>	<b>0</b>	<b>0</b>	<b>4</b>
<b>ADD: 2 Total</b>	<b>2</b>	<b>1</b>	<b>1</b>	<b>0</b>	<b>0</b>	<b>4</b>
<b>ADD:3</b>						
<b>DAVISS</b>						
Wendell Fosters Campus for Dev. Disabilities	1	0	0	0	0	1
<b>DAVISS County Total:</b>	<b>1</b>	<b>0</b>	<b>0</b>	<b>0</b>	<b>0</b>	<b>1</b>
<b>ADD: 3 Total</b>	<b>1</b>	<b>0</b>	<b>0</b>	<b>0</b>	<b>0</b>	<b>1</b>
<b>ADD:6</b>						
<b>BULLITT</b>						
Meadows ICF/IID	0	0	0	0	0	0
<b>BULLITT County Total:</b>	<b>0</b>	<b>0</b>	<b>0</b>	<b>0</b>	<b>0</b>	<b>0</b>
<b>HENRY</b>						
Cedar Lake Lodge Park Place I	0	0	1	0	0	1
Cedar Lake Lodge Park Place II	0	1	0	0	0	1
<b>HENRY County Total:</b>	<b>0</b>	<b>1</b>	<b>1</b>	<b>0</b>	<b>0</b>	<b>2</b>
<b>JEFFERSON</b>						
Bingham Gardens	0	0	0	0	0	0
Del Maria ICF/IID	0	0	0	0	0	0

ICF/IID - Intermediate Care Facility for Individuals with Intellectual Disability

**2025 ANNUAL KENTUCKY LONG TERM CARE UTILIZATION AND SERVICE REPORT**

**Table 28 - Facility Resident Death Distribution- ICF/IID Beds**

<b>ADD / Facility</b>	<b>Under 65</b>	<b>65-74</b>	<b>75-84</b>	<b>Over 85</b>	<b>Unknown</b>	<b>Total</b>
Hazelwood Center	4	0	1	0	0	5
<b>JEFFERSON County Total:</b>	<b>4</b>	<b>0</b>	<b>1</b>	<b>0</b>	<b>0</b>	<b>5</b>
<b>OLDHAM</b>						
Cedar Lake Lodge	4	1	0	1	0	6
Cedar Lake Lodge Sycamore Run I	0	1	0	0	0	1
Cedar Lake Lodge Sycamore Run II	0	0	0	0	0	0
Windsong ICF/IID	0	0	0	0	0	0
<b>OLDHAM County Total:</b>	<b>4</b>	<b>2</b>	<b>0</b>	<b>1</b>	<b>0</b>	<b>7</b>
<b>ADD: 6 Total</b>	<b>8</b>	<b>3</b>	<b>2</b>	<b>1</b>	<b>0</b>	<b>14</b>
<b>ADD:14</b>						
<b>PULASKI</b>						
Oakwood ICF/IID Unit 1	2	2	1	0	0	5
Oakwood ICF/IID Unit 2	0	0	0	0	0	0
Oakwood ICF/IID Unit 3	0	0	0	0	0	0
Oakwood ICF/IID Unit 4	0	0	0	0	0	0
<b>PULASKI County Total:</b>	<b>2</b>	<b>2</b>	<b>1</b>	<b>0</b>	<b>0</b>	<b>5</b>
<b>ADD: 14 Total</b>	<b>2</b>	<b>2</b>	<b>1</b>	<b>0</b>	<b>0</b>	<b>5</b>
<b>Statewide Total</b>	<b>13</b>	<b>6</b>	<b>4</b>	<b>1</b>	<b>0</b>	<b>24</b>

ICF/IID - Intermediate Care Facility for Individuals with Intellectual Disability

KENTUCKY ANNUAL  
LONG-TERM CARE SERVICES  
REPORT



KENTUCKY CABINET FOR  
HEALTH AND FAMILY SERVICES

SECTION V: NURSING FACILITY BY ADD

**2025 ANNUAL KENTUCKY LONG TERM CARE UTILIZATION AND SERVICE REPORT**

**Table 29 - Nursing Facility By ADD**

<b>ADD / Facility</b>	<b>Licensed Beds</b>	<b>Beds In Operation</b>	<b>Beginning Census</b>	<b>Admissions</b>	<b>Discharges</b>	<b>Deaths</b>	<b>Ending Census</b>	<b>Total Patient Days</b>	<b>Occupancy Percentage</b>
<b>ADD:1</b>									
Baptist Health Paducah (LTC)	24	0	0	0	0	0	0	0	0.00%
Calvert City Convalescent Center	95	95	90	122	83	39	90	32,925	94.95%
Clinton Hickman County Nursing Facility	46	46	32	89	70	12	39	12,357	73.60%
Clinton Place	91	91	87	80	50	31	86	31,434	94.64%
Countryside Center	53	53	51	101	73	29	50	17,921	92.64%
Fulton Nursing and Rehab	60	60	52	109	86	23	52	19,909	90.91%
Green Acres Health Care	60	60	60	96	76	23	57	21,154	96.59%
Lake Way Rehabilitation Healthcare Center	96	96	84	112	86	25	85	31,524	89.97%
Life Care Center of LaCenter	70	70	59	107	87	22	57	21,870	85.60%
Mayfield Health and Rehabilitation	100	0	0	0	0	0	0	0	0.00%
Mills Nursing and Rehabilitation	104	104	98	261	213	43	103	36,891	97.18%
Oakview Nursing and Rehabilitation Center	100	100	82	161	135	30	78	28,111	77.02%
Parkview Nursing and Rehabilitation Center	228	228	158	497	449	57	149	54,385	65.35%
Providence Pointe Healthcare	108	108	83	361	318	23	103	36,645	92.96%
River Haven Nursing and Rehab	103	98	82	172	157	21	76	28,533	75.90%
Spring Creek Post Acute and Rehab	226	170	121	241	191	43	128	47,981	58.17%
Stonecreek Health and Rehab	90	90	86	103	68	32	89	31,755	96.67%
<b>ADD: 1 Total</b>	<b>1,654</b>	<b>1,469</b>	<b>1,225</b>	<b>2,612</b>	<b>2,142</b>	<b>453</b>	<b>1,242</b>	<b>453,395</b>	<b>75.10%</b>

ADD - Area Development District

**2025 ANNUAL KENTUCKY LONG TERM CARE UTILIZATION AND SERVICE REPORT**

**Table 29 - Nursing Facility By ADD**

<b>ADD / Facility</b>	<b>Licensed Beds</b>	<b>Beds In Operation</b>	<b>Beginning Census</b>	<b>Admissions</b>	<b>Discharges</b>	<b>Deaths</b>	<b>Ending Census</b>	<b>Total Patient Days</b>	<b>Occupancy Percentage</b>
<b>ADD:2</b>									
Baptist Health Deaconess Madisonville (LTC)	20	0	0	0	0	0	0	0	0.00%
Bradford Heights Health and Rehab Center	100	100	94	158	125	34	93	33,637	92.16%
Brighton Cornerstone Health Care	66	40	33	20	13	3	33	12,485	51.83%
Christian Health Center, Hopkinsville	112	112	103	251	202	46	106	38,143	93.30%
Christian Heights Nursing and Rehabilitation Center	60	60	58	61	54	10	55	20,980	95.80%
Covingtons Convalescent Center	72	0	0	0	0	0	0	0	0.00%
Crittenden County Health and Rehabilitation Center	101	101	64	58	53	11	58	21,889	59.38%
Dawson Springs Health and Rehab Ctr	59	59	45	38	21	16	46	17,353	80.58%
Elkton Nursing and Rehabilitation Center	60	60	47	276	246	18	59	19,519	89.13%
Greenville Nursing and Rehabilitation	60	60	57	119	104	17	55	20,838	95.15%
Joseph Eddie Ballard W. Kentucky Veterans Ctr.	156	156	80	39	5	32	82	29,671	52.11%
Lake Barkley Health & Rehabilitation	65	63	47	77	47	17	60	18,100	76.29%
Madisonville Health and Rehabilitation	94	94	87	159	134	35	77	30,574	89.11%
Maple Health and Rehabilitation	97	97	90	142	115	30	87	32,511	91.83%
Owensboro Health Muhlenberg Community Hospital Long Term Care	45	45	33	79	57	16	39	12,596	76.69%
Park Grove Nursing and Rehabilitation Center	71	71	56	155	126	18	67	21,172	81.70%
Princeton Health and Rehab Center	104	104	97	75	33	42	97	35,724	94.11%

ADD - Area Development District

## 2025 ANNUAL KENTUCKY LONG TERM CARE UTILIZATION AND SERVICE REPORT

### Table 29 - Nursing Facility By ADD

ADD / Facility	Licensed Beds	Beds In Operation	Beginning Census	Admissions	Discharges	Deaths	Ending Census	Total Patient Days	Occupancy Percentage
Ridgewood Terrace Nursing Home	110	110	98	241	198	49	92	31,224	77.77%
Rivers Bend Retirement Community	39	39	39	74	53	27	33	13,162	92.46%
Salem Springlake Health and Rehabilitation Center	75	75	50	84	56	24	54	19,710	72.00%
Shady Lawn Nursing and Rehabilitation Center	50	50	44	46	30	14	46	15,871	86.96%
Tradewater Pointe	60	60	44	43	35	13	39	15,915	72.67%
Western State Nursing Facility	144	144	52	4	2	6	48	17,900	34.06%
<b>ADD: 2 Total</b>	<b>1,820</b>	<b>1,700</b>	<b>1,318</b>	<b>2,199</b>	<b>1,709</b>	<b>478</b>	<b>1,326</b>	<b>478,974</b>	<b>72.10%</b>

ADD:3									
Beaver Dam Nursing and Rehab Center	58	58	55	51	28	24	54	20,117	95.03%
Breckinridge Place	16	16	16	4	3	3	14	5,652	96.78%
Carmel Home	36	36	35	40	29	12	34	12,750	97.03%
Chautauqua Health and Rehab	145	145	115	116	81	30	120	44,644	84.35%
Fordsville Nursing and Rehabilitation Center	67	67	42	50	23	7	62	21,919	89.63%
Heartland Villa Nursing and Rehabilitation Center	45	45	39	61	47	11	42	15,596	94.95%
Henderson Nursing and Rehabilitation Center	90	90	78	113	97	11	83	28,253	86.01%
Hermitage Care and Rehabilitation Center	76	76	72	136	125	9	74	26,463	95.40%
Morganfield Nursing and Rehabilitation Center	60	60	52	53	43	14	48	18,906	86.33%
Redbanks	222	222	128	330	239	83	136	49,927	61.62%

ADD - Area Development District

## 2025 ANNUAL KENTUCKY LONG TERM CARE UTILIZATION AND SERVICE REPORT

### Table 29 - Nursing Facility By ADD

ADD / Facility	Licensed Beds	Beds In Operation	Beginning Census	Admissions	Discharges	Deaths	Ending Census	Total Patient Days	Occupancy Percentage
Redbanks Colonial Terrace	87	87	73	71	48	17	79	27,260	85.84%
Riverside Care and Rehab Ctr.	79	79	73	147	109	36	75	25,479	88.36%
Signature Healthcare at Hillcrest	156	140	130	358	332	32	124	46,261	81.25%
Signature Healthcare of Hartford Rehab and Wellness	110	109	83	208	187	18	86	30,958	77.11%
The Transitional Care Center of Owensboro	30	30	13	279	271	7	14	4,721	43.11%
Twin Rivers Nursing and Rehab Center	132	132	97	135	102	42	88	36,304	75.35%
Wellington Parc of Owensboro	20	20	20	6	2	6	18	6,838	93.67%
<b>ADD: 3 Total</b>	<b>1,429</b>	<b>1,412</b>	<b>1,121</b>	<b>2,158</b>	<b>1,766</b>	<b>362</b>	<b>1,151</b>	<b>422,048</b>	<b>80.92%</b>

ADD:4									
Auburn Nursing and Rehabilitation Center	66	66	47	77	49	15	60	19,263	79.96%
Barren County Nursing and Rehab	94	94	88	190	149	36	93	32,296	94.13%
Bowling Green Nursing and Rehabilitation	66	66	56	86	75	10	57	21,251	88.22%
Cal Turner Rehab and Specialty Care	110	110	106	101	62	42	103	37,710	93.92%
Christian Health Center of Bowling Green	22	22	22	211	209	5	19	7,300	90.91%
Colonial Nursing and Rehabilitation Center	48	48	46	93	70	23	46	1,465	8.36%
Creekwood Place Nursing and Rehab Center	104	104	94	216	186	31	93	34,297	90.35%
Edmonson Nursing and Rehabilitation Center	74	74	68	81	65	16	68	26,027	96.36%
Franklin-Simpson Nursing and Rehabilitation	98	98	78	58	50	8	78	29,090	81.33%

ADD - Area Development District

**2025 ANNUAL KENTUCKY LONG TERM CARE UTILIZATION AND SERVICE REPORT**

**Table 29 - Nursing Facility By ADD**

<b>ADD / Facility</b>	<b>Licensed Beds</b>	<b>Beds In Operation</b>	<b>Beginning Census</b>	<b>Admissions</b>	<b>Discharges</b>	<b>Deaths</b>	<b>Ending Census</b>	<b>Total Patient Days</b>	<b>Occupancy Percentage</b>
Glasgow State Nursing Facility	100	100	57	31	8	14	66	22,968	62.93%
Glenview Health Care Facility	60	60	55	65	47	16	57	20,199	92.23%
Greenwood Rehabilitation and Healthcare Center	128	128	125	314	272	48	119	45,370	97.11%
Hopkins Nursing and Rehabilitation Center	50	47	44	60	32	30	42	15,862	86.92%
Metcalfe Health Care Center	71	71	58	120	86	24	68	22,662	87.45%
Morgantown Care and Rehabilitation Center	122	122	112	187	146	33	120	42,205	94.78%
NHC HealthCare, Glasgow	194	194	152	261	198	63	152	54,478	76.94%
Signature Healthcare of Bowling Green	176	176	130	512	455	41	146	48,041	74.78%
Signature Healthcare of Glasgow Rehab and Wellness Center	68	68	56	209	179	29	57	19,493	78.54%
Signature Healthcare of Hart County	104	104	92	192	155	34	95	34,378	90.56%
Signature HealthCare of Monroe County Rehab	104	104	80	203	177	29	77	27,671	72.90%
T.J. Samson Community Hospital Skilled Nursing Unit	16	16	7	166	172	1	0	2,600	44.52%
<b>ADD: 4 Total</b>	<b>1,875</b>	<b>1,872</b>	<b>1,573</b>	<b>3,433</b>	<b>2,842</b>	<b>548</b>	<b>1,616</b>	<b>564,626</b>	<b>82.50%</b>
<b>ADD:5</b>									
Baptist Health Hardin (NF)	15	15	5	285	274	5	11	4,140	75.62%
Bardstown Health and Rehabilitation	100	49	81	47	62	17	49	19,514	53.46%
Brandenburg Nursing and Rehabilitation	57	57	54	70	56	14	54	20,166	96.93%
Breckinridge Memorial Nursing Facility	18	18	18	11	3	8	18	6,453	98.22%
Elizabethtown Nursing and Rehab	65	65	53	141	127	11	56	20,142	84.90%

ADD - Area Development District

## 2025 ANNUAL KENTUCKY LONG TERM CARE UTILIZATION AND SERVICE REPORT

### Table 29 - Nursing Facility By ADD

ADD / Facility	Licensed Beds	Beds In Operation	Beginning Census	Admissions	Discharges	Deaths	Ending Census	Total Patient Days	Occupancy Percentage
Flaget Memorial Hospital NF	12	0	0	0	0	0	0	0	0.00%
Grayson Nursing and Rehab Center	72	72	68	148	114	30	72	25,236	96.03%
Hardinsburg Nursing and Rehabilitation	63	63	61	96	70	27	60	21,279	92.54%
Helmwood Healthcare Ctr. and Elizabeth Sanford Swope Personal Care	60	60	46	100	68	24	54	18,250	83.33%
Kensington Nursing and Rehabilitation Center	82	82	73	201	176	21	77	27,936	93.34%
Loretto Living Ctr. at Loretto Motherhouse Infirmary, Inc.	55	55	46	33	21	11	47	17,012	84.74%
Radcliff Veterans Center	120	60	58	24	1	22	59	21,535	49.17%
Sansbury Care Center	48	48	45	10	6	10	39	15,743	89.86%
Signature Healthcare at Colonial Rehab	65	65	53	136	119	15	55	19,557	82.43%
Signature Healthcare at North Hardin Rehab	136	136	123	412	386	31	118	44,060	88.76%
Signature Healthcare of Elizabethtown	124	124	117	506	456	45	122	42,955	94.91%
Spring View Health and Rehab Center	71	71	69	97	65	30	71	24,446	94.33%
Springfield Nursing and Rehabilitation Center	70	70	60	95	70	21	64	23,224	90.90%
Sunrise Manor Nursing Home	137	137	121	257	212	40	126	46,246	92.48%
The Village of Lebanon II, LLC (NF)	97	54	45	121	90	29	47	16,594	46.87%
<b>ADD: 5 Total</b>	<b>1,467</b>	<b>1,301</b>	<b>1,196</b>	<b>2,790</b>	<b>2,376</b>	<b>411</b>	<b>1,199</b>	<b>434,488</b>	<b>81.14%</b>
<b>ADD:6</b>									
Bedford Springs Health and Rehabilitation	60	58	49	80	67	11	51	18,254	83.35%
Cherokee Park Rehabilitation	104	104	94	180	148	29	97	34,279	90.30%

ADD - Area Development District

**2025 ANNUAL KENTUCKY LONG TERM CARE UTILIZATION AND SERVICE REPORT**

**Table 29 - Nursing Facility By ADD**

<b>ADD / Facility</b>	<b>Licensed Beds</b>	<b>Beds In Operation</b>	<b>Beginning Census</b>	<b>Admissions</b>	<b>Discharges</b>	<b>Deaths</b>	<b>Ending Census</b>	<b>Total Patient Days</b>	<b>Occupancy Percentage</b>
Chestnut Ridge Health & Rehab	92	92	78	108	109	7	70	27,413	81.63%
Clifton Heights	110	110	90	156	147	13	86	36,081	89.87%
Crescent Grove Memory and Personal Care Community and Sam Swope Center	167	136	134	418	387	34	131	46,811	76.80%
Crestview Center	58	58	56	186	168	18	56	20,573	97.18%
Eastway Health and Rehabilitation	252	252	163	270	244	31	158	62,552	68.01%
Essex Rehabilitation and Healthcare Center	128	128	109	251	198	47	115	41,732	89.32%
Forest Springs Health Campus	78	58	53	353	326	27	53	19,376	68.06%
Franciscan Health Care Center	87	85	83	620	591	29	77	31,025	97.70%
Friendship Health and Rehab	83	0	0	0	0	0	0	0	0.00%
Glen Ridge Health Campus	110	110	60	443	402	36	65	22,328	55.61%
Green Meadows Health and Rehabilitation	122	122	89	335	300	25	99	34,541	77.57%
Highlands Nursing and Rehabilitation Center	154	154	146	93	71	25	143	53,784	95.68%
Hillcreek Rehabilitation and Care	172	0	0	0	0	0	0	0	0.00%
Home of the Innocents	76	76	75	62	65	0	72	27,072	97.59%
Jeffersontown Rehabilitation	98	98	92	177	165	13	91	33,269	93.01%
Kindred Hospital - Louisville (SNF)	47	47	40	42	38	3	41	15,344	89.44%
Klondike Nursing and Rehabilitation Center	62	62	56	53	41	6	62	21,900	96.77%
Little Sisters of the Poor	35	35	33	8	3	8	30	11,378	89.06%
Louisville East Post Acute	178	178	165	330	292	40	163	61,771	95.08%

ADD - Area Development District

**2025 ANNUAL KENTUCKY LONG TERM CARE UTILIZATION AND SERVICE REPORT**

**Table 29 - Nursing Facility By ADD**

<b>ADD / Facility</b>	<b>Licensed Beds</b>	<b>Beds In Operation</b>	<b>Beginning Census</b>	<b>Admissions</b>	<b>Discharges</b>	<b>Deaths</b>	<b>Ending Census</b>	<b>Total Patient Days</b>	<b>Occupancy Percentage</b>
Lyndon Crossing	145	145	102	145	98	22	127	42,253	79.84%
Maple Grove Senior Living LLC	117	90	84	176	160	29	71	28,417	66.54%
Nazareth Home	118	118	108	399	324	74	109	40,152	93.22%
Nazareth Home Clifton	113	113	109	371	324	53	103	36,135	87.61%
New Castle Nursing and Rehab	60	60	52	77	46	27	56	18,871	86.17%
Park Terrace Health Campus	88	88	83	567	546	24	80	28,974	90.21%
Parkwood Health and Rehabilitation	120	120	86	197	203	16	64	34,696	79.21%
Regency Center	110	110	103	77	56	15	109	38,325	95.45%
Richwood Nursing and Rehab	120	120	103	167	115	52	103	39,874	91.04%
River Oaks Health and Rehabilitation	118	118	99	50	38	19	92	14,941	34.69%
Rivers Edge Rehabilitation and Healthcare Center	100	100	92	46	31	13	94	33,836	92.70%
Sanders Ridge Health Campus	56	56	52	271	260	12	51	18,615	91.07%
Seneca Place	122	121	108	242	208	31	111	41,828	93.93%
Signature Healthcare at Glenview	113	0	0	0	0	0	0	0	0.00%
Signature Healthcare at Jefferson Manor Rehab	100	100	93	280	236	46	91	34,428	94.32%
Signature Healthcare at Jefferson Place Rehab	96	95	81	781	724	58	80	30,933	88.28%
Signature Healthcare at Meadowview Rehab	95	0	0	0	0	0	0	0	0.00%
Signature Healthcare at Rockford Rehab	110	110	99	184	173	13	97	40,150	100.00%
Signature Healthcare at Summerfield Rehab and Wellness	165	165	121	652	621	50	102	40,108	66.60%

ADD - Area Development District

**2025 ANNUAL KENTUCKY LONG TERM CARE UTILIZATION AND SERVICE REPORT**

**Table 29 - Nursing Facility By ADD**

<b>ADD / Facility</b>	<b>Licensed Beds</b>	<b>Beds In Operation</b>	<b>Beginning Census</b>	<b>Admissions</b>	<b>Discharges</b>	<b>Deaths</b>	<b>Ending Census</b>	<b>Total Patient Days</b>	<b>Occupancy Percentage</b>
Signature Healthcare at U of L Mary and Elizabeth Hosp.	26	0	0	0	0	0	0	0	0.00%
Signature Healthcare of East Louisville	128	128	121	421	403	18	121	41,931	89.75%
Signature Healthcare of South Louisville	100	100	92	448	408	35	97	33,582	92.01%
Signature Healthcare of Spencer County	120	120	85	224	193	20	96	32,955	75.24%
St. Matthews Transitional Care	125	0	0	0	0	0	0	0	0.00%
Sycamore Heights Health and Rehab	96	96	79	123	87	24	91	29,837	85.15%
The Episcopal Church Home	26	26	25	28	12	16	25	9,125	96.15%
The Springs at Oldham Reserve	99	50	46	319	292	24	49	16,472	45.58%
The Springs at Stony Brook	51	51	48	297	288	9	48	17,839	95.83%
The Willows at Springhurst	52	52	47	341	330	9	49	17,798	93.77%
Treyton Oaks Towers	60	60	48	155	124	23	56	17,947	81.95%
Valhalla Post Acute	162	162	154	438	395	36	161	55,672	94.15%
Wesley Manor	68	64	27	28	15	18	57	22,657	91.29%
Westminster Terrace	112	0	0	0	0	0	0	0	0.00%
Westport Place Health Campus	64	59	57	610	577	34	56	20,280	86.82%
<b>ADD: 6 Total</b>	<b>5,628</b>	<b>4,760</b>	<b>4,069</b>	<b>12,279</b>	<b>11,049</b>	<b>1,222</b>	<b>4,106</b>	<b>1,498,114</b>	<b>72.93%</b>
<b>ADD:7</b>									
Belmont Terrace Nursing and Rehabilitation Center	151	151	121	136	99	31	127	42,436	77.00%
Boonespring Transitional Care Center	143	143	142	562	497	65	142	50,744	97.22%
Carmel Manor	95	95	85	72	67	6	84	30,660	88.42%
Coldspring Transitional Care Center	143	143	134	525	470	62	127	50,317	96.40%

ADD - Area Development District

## 2025 ANNUAL KENTUCKY LONG TERM CARE UTILIZATION AND SERVICE REPORT

### Table 29 - Nursing Facility By ADD

ADD / Facility	Licensed Beds	Beds In Operation	Beginning Census	Admissions	Discharges	Deaths	Ending Census	Total Patient Days	Occupancy Percentage
Emerald Trace	54	54	54	388	381	22	39	16,957	86.03%
Florence Park Care Center	150	150	118	178	150	16	129	47,085	86.00%
Gallatin Nursing and Rehab	120	120	106	119	82	41	102	40,037	91.41%
Grant Healthcare and Rehabilitation	95	95	90	109	75	33	91	33,762	97.37%
Highlandspring of Ft. Thomas	140	140	134	446	380	61	139	48,910	95.71%
Madonna Manor	59	59	58	275	252	26	55	20,177	93.69%
Owenton Healthcare and Rehabilitation	100	100	88	80	56	28	84	30,867	84.57%
River Valley Nursing Home	60	60	55	98	80	14	59	20,250	92.47%
Rosedale Green	176	176	151	137	31	85	172	59,770	93.04%
Signature Healthcare of Carrollton Rehab	78	78	62	114	90	23	63	24,805	87.13%
St. Elizabeth Edgewood SNF	24	24	22	511	506	3	24	8,760	100.00%
St. Elizabeth Ft. Thomas SNF	44	26	16	358	355	5	14	5,110	31.82%
The Pavilion at Kenton	82	82	76	124	109	14	77	27,898	93.21%
The Seasons at Alexandria	117	117	98	351	298	51	100	37,928	88.81%
Village Care Center	100	100	90	138	101	38	89	32,108	87.97%
Villaspring of Erlanger	140	140	132	483	403	83	129	47,662	93.27%
Woodcrest Nursing and Rehabilitation Center	127	127	118	186	158	30	116	41,880	90.35%
<b>ADD: 7 Total</b>	<b>2,198</b>	<b>2,180</b>	<b>1,950</b>	<b>5,390</b>	<b>4,640</b>	<b>737</b>	<b>1,962</b>	<b>718,123</b>	<b>89.51%</b>
<b>ADD:8</b>									
Maysville Nursing and Rehabilitation Facility	130	130	121	261	233	33	116	43,497	91.67%
Perkins Country Manor	32	32	30	79	67	11	31	10,103	86.50%

ADD - Area Development District

**2025 ANNUAL KENTUCKY LONG TERM CARE UTILIZATION AND SERVICE REPORT**

**Table 29 - Nursing Facility By ADD**

<b>ADD / Facility</b>	<b>Licensed Beds</b>	<b>Beds In Operation</b>	<b>Beginning Census</b>	<b>Admissions</b>	<b>Discharges</b>	<b>Deaths</b>	<b>Ending Census</b>	<b>Total Patient Days</b>	<b>Occupancy Percentage</b>
Pioneer Trace Nursing Home	92	92	80	106	76	31	79	28,983	86.31%
Robertson County Health Care Facility	60	60	58	75	63	19	51	20,498	93.60%
Vanceburg Hills	94	94	85	114	105	10	84	31,993	93.25%
<b>ADD: 8 Total</b>	<b>408</b>	<b>408</b>	<b>374</b>	<b>635</b>	<b>544</b>	<b>104</b>	<b>361</b>	<b>135,074</b>	<b>90.70%</b>
<b>ADD:9</b>									
Life Care Center of Morehead	97	96	89	145	127	20	87	32,256	91.11%
Menifee Meadows Nursing and Rehab LLC	60	60	53	39	31	8	53	20,378	93.05%
Mt. Sterling Health & Rehab, LLC	144	144	124	380	331	52	121	44,800	85.24%
Ridgeway Nursing and Rehabilitation	99	99	89	147	110	31	95	32,700	90.49%
St. Claire Medical Center TCU	10	0	0	0	0	0	0	0	0.00%
West Liberty Nursing and Rehabilitation Center	48	48	47	50	41	11	45	17,520	100.00%
<b>ADD: 9 Total</b>	<b>458</b>	<b>447</b>	<b>402</b>	<b>761</b>	<b>640</b>	<b>122</b>	<b>401</b>	<b>147,654</b>	<b>88.33%</b>
<b>ADD:10</b>									
Boyd Nursing and Rehabilitation Center	60	60	58	102	91	11	58	20,677	94.42%
Carter Nursing and Rehabilitation Center	120	120	115	208	172	37	114	41,530	94.82%
Elliott Nursing and Rehabilitation Center	75	75	75	59	49	17	68	26,530	96.91%
Jordan Rehabilitation and Healthcare Center	104	104	76	125	78	25	98	31,563	83.15%
Kings Daughters Rehab and Skilled Nursing Facility	20	0	0	0	0	0	0	0	0.00%
Kingsbrook Lifecare Center	137	137	130	510	477	35	128	46,438	92.87%
Oakmont Manor	85	85	79	280	258	23	78	29,777	95.98%

ADD - Area Development District

**2025 ANNUAL KENTUCKY LONG TERM CARE UTILIZATION AND SERVICE REPORT**

**Table 29 - Nursing Facility By ADD**

<b>ADD / Facility</b>	<b>Licensed Beds</b>	<b>Beds In Operation</b>	<b>Beginning Census</b>	<b>Admissions</b>	<b>Discharges</b>	<b>Deaths</b>	<b>Ending Census</b>	<b>Total Patient Days</b>	<b>Occupancy Percentage</b>
South Shore Nursing and Rehabilitation Center	60	60	56	57	53	13	47	20,486	93.54%
Woodland Oaks	110	110	108	268	248	24	104	39,027	97.20%
Wurtland Nursing and Rehabilitation Center	126	126	109	193	167	25	110	41,355	89.92%
<b>ADD: 10 Total</b>	<b>897</b>	<b>877</b>	<b>806</b>	<b>1,802</b>	<b>1,593</b>	<b>210</b>	<b>805</b>	<b>297,383</b>	<b>90.83%</b>
<b>ADD:11</b>									
Elkhorn Health and Rehabilitation	106	106	100	61	52	9	100	36,846	95.23%
Good Shepherd Community Nursing Center	118	118	91	159	136	24	90	33,061	76.76%
Highlands ARH Regional Medical Center (NF)	18	0	0	0	0	0	0	0	0.00%
Martin County Health Care Facility	65	65	62	91	80	14	59	22,070	93.02%
Mountain Manor of Paintsville	126	126	107	231	212	14	112	42,174	91.70%
Parkview Post-Acute and Rehabilitation Center	120	0	0	0	0	0	0	0	0.00%
Pikeville Nursing and Rehab Center	106	106	85	236	189	39	93	33,864	87.53%
Prestonsburg Health Care Center	56	54	46	107	85	17	51	18,200	89.04%
Riverview Health Care Center	121	121	98	307	267	32	106	37,699	85.36%
Salyersville Nursing and Rehabilitation Center	142	136	114	102	89	20	107	40,617	78.37%
Tug Valley ARH Skilled Nursing Facility	34	34	19	77	72	7	17	7,279	58.65%
<b>ADD: 11 Total</b>	<b>1,012</b>	<b>866</b>	<b>722</b>	<b>1,371</b>	<b>1,182</b>	<b>176</b>	<b>735</b>	<b>271,810</b>	<b>73.59%</b>

ADD - Area Development District

**2025 ANNUAL KENTUCKY LONG TERM CARE UTILIZATION AND SERVICE REPORT**

**Table 29 - Nursing Facility By ADD**

<b>ADD / Facility</b>	<b>Licensed Beds</b>	<b>Beds In Operation</b>	<b>Beginning Census</b>	<b>Admissions</b>	<b>Discharges</b>	<b>Deaths</b>	<b>Ending Census</b>	<b>Total Patient Days</b>	<b>Occupancy Percentage</b>
<b>ADD:12</b>									
Breathitt Health and Rehabilitation	120	120	53	80	42	20	71	23,051	52.63%
Hazard Health and Rehabilitation Center	200	186	172	105	79	12	186	67,145	91.98%
Hyden Health and Rehabilitation Center	94	94	87	46	38	9	86	31,919	93.03%
Knott County Health and Rehabilitation Center	92	92	85	76	51	26	84	31,932	95.09%
Lee County Care and Rehabilitation Center	109	109	103	171	152	15	107	37,853	95.14%
Letcher Manor	142	142	114	169	155	13	115	43,462	83.85%
Owsley County Health Care Center	91	91	80	67	56	14	77	29,816	89.77%
Paul E Patton Eastern Ky Veterans Center	120	120	89	55	23	23	98	34,821	79.50%
Wolfe County Health and Rehabilitation Center	100	100	95	131	98	44	84	33,601	92.06%
<b>ADD: 12 Total</b>	<b>1,068</b>	<b>1,054</b>	<b>878</b>	<b>900</b>	<b>694</b>	<b>176</b>	<b>908</b>	<b>333,600</b>	<b>85.58%</b>
<b>ADD:13</b>									
Barbourville Health and Rehabilitation Center	135	135	115	121	80	43	113	42,566	86.38%
Christian Health Center - Corbin	100	100	98	55	48	11	94	33,164	90.86%
Corbin Health and Rehabilitation Center	100	100	79	115	76	28	90	30,275	82.95%
Harlan Health and Rehabilitation Center	143	143	130	131	102	38	121	45,504	87.18%
Hillcrest Health and Rehabilitation Center	120	120	94	150	96	45	103	35,647	81.39%
Landmark of Laurel Creek Rehab and Nursing	106	106	81	174	132	23	100	32,857	84.92%
Laurel Heights Home for the Elderly	143	143	136	74	36	31	143	51,066	97.84%

ADD - Area Development District

## 2025 ANNUAL KENTUCKY LONG TERM CARE UTILIZATION AND SERVICE REPORT

### Table 29 - Nursing Facility By ADD

ADD / Facility	Licensed Beds	Beds In Operation	Beginning Census	Admissions	Discharges	Deaths	Ending Census	Total Patient Days	Occupancy Percentage
Middlesboro Nursing and Rehab	95	95	93	128	92	39	90	33,719	97.24%
Mountain View Rehabilitation and Healthcare Center	115	115	50	104	70	31	53	19,577	46.64%
Pineville Community Hospital LTC	30	0	0	0	0	0	0	0	0.00%
Rockcastle Health and Rehabilitation Center	104	104	90	222	189	26	97	34,379	90.57%
Rockcastle Regional Hospital and Respiratory Care	143	143	116	111	97	17	113	41,934	80.34%
Signature HealthCare at Jackson Manor	51	51	46	117	95	17	51	17,610	94.60%
The Heritage	85	85	81	184	152	29	84	29,291	94.41%
Tri Cities Rehabilitation and Healthcare Center	85	85	73	89	79	23	60	23,148	74.61%
Williamsburg Health and Rehabilitation Center	125	125	96	106	83	22	97	38,063	83.43%
<b>ADD: 13 Total</b>	<b>1,680</b>	<b>1,650</b>	<b>1,378</b>	<b>1,881</b>	<b>1,427</b>	<b>423</b>	<b>1,409</b>	<b>508,800</b>	<b>82.97%</b>
<b>ADD:14</b>									
Campbellsville Nursing and Rehabilitation	67	67	57	128	97	28	60	22,261	91.03%
Clinton County Care and Rehabilitation Center	52	52	46	55	38	15	48	17,252	90.90%
Cumberland Nursing and Rehabilitation Center	93	93	90	106	85	25	86	32,449	95.59%
Cumberland Valley Nursing and Rehabilitation Center	84	84	68	204	170	19	83	28,563	93.16%
Fair Oaks Health Systems	114	114	97	106	72	33	98	36,408	87.50%

ADD - Area Development District

## 2025 ANNUAL KENTUCKY LONG TERM CARE UTILIZATION AND SERVICE REPORT

### Table 29 - Nursing Facility By ADD

ADD / Facility	Licensed Beds	Beds In Operation	Beginning Census	Admissions	Discharges	Deaths	Ending Census	Total Patient Days	Occupancy Percentage
Grandview Nursing and Rehabilitation Facility	81	81	77	140	120	22	75	28,587	96.69%
Green River Trails	118	118	97	162	106	46	107	37,524	87.12%
Lake Cumberland Regional Hospital SCU	12	12	8	214	210	2	10	3,373	77.01%
Liberty Care and Rehabilitation Center	97	95	88	207	180	26	89	30,562	86.32%
McDowell Skilled Nursing Facility	5	0	0	0	0	0	0	0	0.00%
Mountain Ridge Health and Rehabilitation	59	59	54	33	16	17	56	20,769	96.44%
Signature Healthcare at Summit Manor Rehab	104	104	77	203	166	27	87	30,951	81.54%
Signature Healthcare of McCreary County Rehab	60	60	51	172	156	10	57	19,315	88.20%
Somerset Nursing and Rehabilitation Facility	123	123	119	211	175	39	116	43,143	96.10%
Somerwoods Rehabilitation and Healthcare Center	166	166	112	146	130	24	104	39,448	65.11%
<b>ADD: 14 Total</b>	<b>1,235</b>	<b>1,228</b>	<b>1,041</b>	<b>2,087</b>	<b>1,721</b>	<b>333</b>	<b>1,076</b>	<b>390,605</b>	<b>86.65%</b>
<b>ADD:15</b>									
Berea Health and Rehabilitation	84	84	72	159	126	24	81	28,604	93.29%
Bluegrass Care and Rehabilitation Center	124	118	107	596	560	29	114	40,938	90.45%
Bourbon Heights	99	99	76	129	92	31	82	29,003	80.26%
Bradford Square Center	100	100	0	0	0	0	0	0	0.00%
Cambridge Nursing and Rehabilitation Center	108	108	99	74	47	20	106	38,556	97.81%
Cardinal Hill Rehab Unit	74	36	33	793	825	1	0	11,462	42.44%
Cedar Ridge Health Campus	48	48	43	182	148	32	45	16,476	94.04%

ADD - Area Development District

**2025 ANNUAL KENTUCKY LONG TERM CARE UTILIZATION AND SERVICE REPORT**

**Table 29 - Nursing Facility By ADD**

<b>ADD / Facility</b>	<b>Licensed Beds</b>	<b>Beds In Operation</b>	<b>Beginning Census</b>	<b>Admissions</b>	<b>Discharges</b>	<b>Deaths</b>	<b>Ending Census</b>	<b>Total Patient Days</b>	<b>Occupancy Percentage</b>
Clark Regional Medical Center Transitional Care Unit	25	0	0	0	0	0	0	0	0.00%
Danville Center for Health	106	95	85	203	171	27	90	32,037	82.80%
Dover Nursing and Rehabilitation	85	85	74	102	56	43	77	28,390	91.51%
Edgemont Healthcare	68	68	64	51	31	18	66	24,039	96.85%
Fountain Circle Care and Rehab Center	179	179	134	449	402	44	137	48,111	73.64%
Frankfort Trails	100	100	75	228	213	3	87	31,993	87.65%
Harrison Nursing and Rehabilitation Center	54	54	51	50	27	24	50	17,968	91.16%
Harrodsburg Health and Rehab Ctr.	112	104	91	183	142	34	98	33,980	83.12%
Hartland Park Health and Rehabilitation	150	150	138	141	108	33	138	50,735	92.67%
Henson Park Health and Rehabilitation	90	90	75	104	71	32	76	28,215	85.89%
Homestead Post Acute	136	136	126	261	214	41	132	46,596	93.87%
Irvine Nursing and Rehabilitation	86	86	84	172	148	29	79	29,720	94.68%
Kenwood Health and Rehabilitation Center	93	93	89	243	221	22	89	32,095	94.55%
Landmark of Lancaster Rehabilitation and Nursing	96	96	89	79	59	17	92	33,314	95.07%
Lexington Country Place	111	94	84	190	135	51	88	30,704	75.78%
Lexington Premier Nursing and Rehab, LLC	120	120	106	195	150	39	112	41,175	94.01%
Madison Health and Rehabilitation Center	92	92	88	131	123	14	82	31,692	94.38%
Mayfair Manor	98	98	85	539	485	49	90	30,561	85.44%
Nicholasville Nursing and Rehabilitation	73	73	61	128	110	11	68	24,359	91.42%

ADD - Area Development District

**2025 ANNUAL KENTUCKY LONG TERM CARE UTILIZATION AND SERVICE REPORT**

**Table 29 - Nursing Facility By ADD**

<b>ADD / Facility</b>	<b>Licensed Beds</b>	<b>Beds In Operation</b>	<b>Beginning Census</b>	<b>Admissions</b>	<b>Discharges</b>	<b>Deaths</b>	<b>Ending Census</b>	<b>Total Patient Days</b>	<b>Occupancy Percentage</b>
Pine Meadows Post Acute	120	120	114	128	103	23	116	42,180	96.30%
Sayre Christian Village Nursing Home	153	153	144	178	136	50	136	55,845	100.00%
Signature Healthcare at Heritage Hall Rehab	94	94	86	311	283	29	85	30,533	88.99%
Signature Healthcare at Tanbark Rehab	34	0	0	0	0	0	0	0	0.00%
Signature Healthcare of Georgetown	65	65	63	312	293	17	65	22,730	95.81%
Stanford Crossing	128	128	106	194	144	39	117	42,746	91.49%
Stanton Nursing and Rehabilitation Center	81	81	68	125	92	26	75	27,522	93.09%
Telford Terrace	25	25	20	73	66	7	20	7,532	82.54%
The Homeplace at Midway	23	23	23	46	29	17	23	6,609	78.73%
The Terrace Nursing and Rehabilitation	102	102	92	244	200	37	99	35,348	94.94%
The Willows at Citation	52	52	46	322	304	16	48	17,520	92.31%
The Willows at Fritz Farm	54	54	47	323	299	20	51	18,203	92.35%
The Willows at Hamburg	54	54	47	260	246	12	49	18,206	92.37%
The Willows at Harrodsburg	36	36	36	155	133	22	36	13,140	100.00%
Thomson Hood Veterans Center	285	285	142	65	10	55	142	51,591	49.59%
Willowbrook Healthcare	104	71	0	57	11	5	40	4,374	11.52%
<b>ADD: 15 Total</b>	<b>3,921</b>	<b>3,749</b>	<b>3,063</b>	<b>8,175</b>	<b>7,013</b>	<b>1,043</b>	<b>3,181</b>	<b>1,154,802</b>	<b>80.69%</b>
<b>Statewide Total</b>	<b>26,750</b>	<b>24,973</b>	<b>21,116</b>	<b>48,473</b>	<b>41,338</b>	<b>6,798</b>	<b>21,478</b>	<b>7,809,496</b>	<b>79.98%</b>

ADD - Area Development District

# KENTUCKY ANNUAL LONG-TERM CARE SERVICES REPORT



KENTUCKY CABINET FOR  
HEALTH AND FAMILY SERVICES

SECTION VI: PATIENT ORIGIN DATA

**2025 ANNUAL KENTUCKY LONG TERM CARE UTILIZATION AND SERVICE REPORT**

**Table 30 - 2025 Kentucky Long Term Care Facility Patient Origin  
Facility ADD and Facility by Patient County of Residence**

ADD	Facility Name	Patient County (or non-KY state abbr.)	Under 65	65-74	75-84	Over 85	Unknown
ADD:1	Calvert City Convalescent Center	CALDWELL	0	1	0	0	0
		CALLOWAY	0	0	0	2	0
		CHRISTIAN	0	0	0	1	0
		CRITTENDEN	0	0	0	1	0
		FAYETTE	0	0	1	0	0
		GRAVES	1	1	4	1	0
		IL	0	0	0	1	0
		LIVINGSTON	0	0	2	3	0
		LYON	0	0	2	0	0
		MARSHALL	1	4	11	35	0
		MCCRACKEN	0	0	6	10	0
		Other	1	0	1	0	0
		<b>Total</b>	<b>3</b>	<b>6</b>	<b>27</b>	<b>54</b>	<b>0</b>
	Clinton Hickman County Nursing Facility	CALLOWAY	0	0	0	1	0
		CARLISLE	0	0	1	0	0
		FULTON	0	1	3	2	0
		GRAVES	0	0	1	2	0
		HICKMAN	1	3	6	11	0
		IL	0	0	0	1	0
		LYON	0	0	0	1	0

ADD – Area Development District

**2025 ANNUAL KENTUCKY LONG TERM CARE UTILIZATION AND SERVICE REPORT**

**Table 30 - 2025 Kentucky Long Term Care Facility Patient Origin  
Facility ADD and Facility by Patient County of Residence**

ADD	Facility Name	Patient County (or non-KY state abbr.)	Under 65	65-74	75-84	Over 85	Unknown
		OLDHAM	0	0	0	1	0
		Other	0	0	0	0	0
		TN	1	0	2	1	0
		<b>Total</b>	<b>2</b>	<b>4</b>	<b>13</b>	<b>20</b>	<b>0</b>
Clinton Place		BALLARD	0	0	0	1	0
		CALLOWAY	0	1	0	3	0
		CARLISLE	1	1	0	3	0
		CHRISTIAN	0	1	1	0	0
		CUMBERLAND	1	0	0	0	0
		DAVIESS	0	0	1	0	0
		FULTON	1	1	4	1	0
		GRAVES	4	16	13	4	0
		HICKMAN	2	2	1	5	0
		LIVINGSTON	0	0	1	0	0
		MARSHALL	0	0	1	1	0
		MCCRACKEN	3	2	2	2	0
		OHIO	1	0	0	0	0
		TN	0	0	0	2	2
		WARREN	0	1	0	0	0
		<b>Total</b>	<b>13</b>	<b>25</b>	<b>24</b>	<b>22</b>	<b>2</b>
Countryside Center		BALLARD	0	1	1	0	0

ADD – Area Development District

**2025 ANNUAL KENTUCKY LONG TERM CARE UTILIZATION AND SERVICE REPORT**

**Table 30 - 2025 Kentucky Long Term Care Facility Patient Origin  
Facility ADD and Facility by Patient County of Residence**

ADD	Facility Name	Patient County (or non-KY state abbr.)	Under 65	65-74	75-84	Over 85	Unknown
		CARLISLE	3	6	5	4	0
		FULTON	0	0	1	0	0
		GRAVES	4	7	3	1	0
		HICKMAN	0	2	1	0	0
		MARSHALL	1	1	1	0	0
		MCCRACKEN	2	2	4	0	0
		<b>Total</b>	<b>10</b>	<b>19</b>	<b>16</b>	<b>5</b>	<b>0</b>
	Fulton Nursing and Rehab						
		CALLOWAY	0	2	2	2	0
		FAYETTE	0	0	1	0	0
		FULTON	4	3	1	5	0
		GRAVES	2	4	4	1	0
		HICKMAN	0	0	1	0	0
		JEFFERSON	1	0	0	0	0
		LESLIE	1	0	0	0	0
		MARSHALL	1	1	2	1	0
		MCCRACKEN	1	0	2	1	0
		MUHLENBERG	1	0	0	0	0
		TN	1	1	4	1	0
		TRIGG	1	0	0	0	0
		<b>Total</b>	<b>13</b>	<b>11</b>	<b>17</b>	<b>11</b>	<b>0</b>
	Green Acres Health Care						
		CALDWELL	1	0	0	0	0

ADD – Area Development District

**2025 ANNUAL KENTUCKY LONG TERM CARE UTILIZATION AND SERVICE REPORT**

**Table 30 - 2025 Kentucky Long Term Care Facility Patient Origin  
Facility ADD and Facility by Patient County of Residence**

<b>ADD</b>	<b>Facility Name</b>	<b>Patient County (or non-KY state abbr.)</b>	<b>Under 65</b>	<b>65-74</b>	<b>75-84</b>	<b>Over 85</b>	<b>Unknown</b>
		CALLOWAY	2	2	0	0	0
		FULTON	0	0	0	1	0
		GRAVES	5	8	19	14	0
		MARSHALL	0	2	2	0	0
		OHIO	0	0	1	0	0
		<b>Total</b>	<b>8</b>	<b>12</b>	<b>22</b>	<b>15</b>	<b>0</b>
	Life Care Center of LaCenter						
		BALLARD	1	5	20	23	0
		MCCRACKEN	0	0	0	0	8
		<b>Total</b>	<b>1</b>	<b>5</b>	<b>20</b>	<b>23</b>	<b>8</b>
	Mayfield Health and Rehabilitation						
		GRAVES	0	0	0	0	0
		<b>Total</b>	<b>0</b>	<b>0</b>	<b>0</b>	<b>0</b>	<b>0</b>
	Mills Nursing and Rehabilitation						
		CALLOWAY	2	2	1	3	0
		CARLISLE	0	1	0	2	0
		FULTON	1	0	0	2	0
		GRAVES	9	14	24	24	0
		HICKMAN	0	0	1	0	0
		IL	0	1	0	0	0
		MARSHALL	0	1	1	2	0
		MCCRACKEN	1	2	3	1	0
		Other	0	2	0	0	0

ADD – Area Development District

**2025 ANNUAL KENTUCKY LONG TERM CARE UTILIZATION AND SERVICE REPORT**

**Table 30 - 2025 Kentucky Long Term Care Facility Patient Origin  
Facility ADD and Facility by Patient County of Residence**

ADD	Facility Name	Patient County (or non-KY state abbr.)	Under 65	65-74	75-84	Over 85	Unknown
		TN	0	0	3	0	0
		<b>Total</b>	<b>13</b>	<b>23</b>	<b>33</b>	<b>34</b>	<b>0</b>
	Oakview Nursing and Rehabilitation Center						
		CALDWELL	0	0	1	0	0
		CALLOWAY	1	0	5	2	0
		CRITTENDEN	0	2	0	0	0
		DAVIESS	0	0	0	1	0
		GRAVES	1	4	5	2	0
		HARDIN	0	1	0	0	0
		IL	0	0	0	2	0
		LIVINGSTON	0	1	2	1	0
		LYON	0	1	0	0	0
		MARSHALL	5	5	10	4	0
		MCCRACKEN	2	6	8	3	0
		Other	0	0	1	0	0
		TN	0	1	0	0	0
		VA	0	0	0	1	0
		<b>Total</b>	<b>9</b>	<b>21</b>	<b>32</b>	<b>16</b>	<b>0</b>
	Parkview Nursing and Rehabilitation Center						
		BALLARD	0	0	5	2	0
		CALLOWAY	0	1	6	3	0
		CARLISLE	1	3	3	5	0

ADD – Area Development District

**2025 ANNUAL KENTUCKY LONG TERM CARE UTILIZATION AND SERVICE REPORT**

**Table 30 - 2025 Kentucky Long Term Care Facility Patient Origin  
Facility ADD and Facility by Patient County of Residence**

<b>ADD</b>	<b>Facility Name</b>	<b>Patient County (or non-KY state abbr.)</b>	<b>Under 65</b>	<b>65-74</b>	<b>75-84</b>	<b>Over 85</b>	<b>Unknown</b>
		CRITTENDEN	0	2	2	1	0
		GRAVES	1	10	12	16	0
		IL	0	5	6	3	0
		LIVINGSTON	3	6	8	6	0
		MCCRACKEN	9	2	9	19	0
		<b>Total</b>	<b>14</b>	<b>29</b>	<b>51</b>	<b>55</b>	<b>0</b>
	Providence Pointe Healthcare						
		BALLARD	0	0	1	5	0
		CALDWELL	0	0	2	0	0
		CALLOWAY	0	0	1	1	0
		FULTON	0	1	0	0	0
		GRAVES	0	0	3	3	0
		LIVINGSTON	0	2	1	0	0
		LYON	0	0	1	0	0
		MARSHALL	0	2	5	4	0
		MCCRACKEN	4	5	25	28	0
		Other	0	3	1	5	0
		<b>Total</b>	<b>4</b>	<b>13</b>	<b>40</b>	<b>46</b>	<b>0</b>
	River Haven Nursing and Rehab						
		CALDWELL	0	0	1	0	0
		CHRISTIAN	0	2	0	0	0
		CRITTENDEN	0	1	0	0	0
		FAYETTE	1	0	0	0	0

ADD – Area Development District

**2025 ANNUAL KENTUCKY LONG TERM CARE UTILIZATION AND SERVICE REPORT**

**Table 30 - 2025 Kentucky Long Term Care Facility Patient Origin  
Facility ADD and Facility by Patient County of Residence**

<b>ADD</b>	<b>Facility Name</b>	<b>Patient County (or non-KY state abbr.)</b>	<b>Under 65</b>	<b>65-74</b>	<b>75-84</b>	<b>Over 85</b>	<b>Unknown</b>
		GRAVES	0	0	0	0	10
		HENDERSON	0	0	0	0	1
		HOPKINS	0	0	0	0	1
		IL	1	0	0	0	0
		JEFFERSON	0	0	0	0	3
		LIVINGSTON	0	0	0	0	2
		LYON	0	0	0	0	1
		MARSHALL	0	0	0	0	4
		MCCRACKEN	0	0	0	0	44
		MONTGOMERY	0	0	0	0	1
		OHIO	0	0	0	0	1
		TN	0	0	0	0	2
		<b>Total</b>	<b>2</b>	<b>3</b>	<b>1</b>	<b>0</b>	<b>70</b>
Spring Creek Post Acute and Rehab		CALLOWAY	14	27	42	45	0
		<b>Total</b>	<b>14</b>	<b>27</b>	<b>42</b>	<b>45</b>	<b>0</b>
Stonecreek Health and Rehab		MCCRACKEN	23	31	20	11	0
		<b>Total</b>	<b>23</b>	<b>31</b>	<b>20</b>	<b>11</b>	<b>0</b>
		<b>ADD:1 Total</b>	<b>129</b>	<b>229</b>	<b>358</b>	<b>357</b>	<b>80</b>

ADD – Area Development District

**2025 ANNUAL KENTUCKY LONG TERM CARE UTILIZATION AND SERVICE REPORT**

**Table 30 - 2025 Kentucky Long Term Care Facility Patient Origin  
Facility ADD and Facility by Patient County of Residence**

ADD	Facility Name	Patient County (or non-KY state abbr.)	Under 65	65-74	75-84	Over 85	Unknown
ADD:2							
	Baptist Health Deaconess Madisonville (LTC)						
		HOPKINS	0	0	0	0	0
		<b>Total</b>	<b>0</b>	<b>0</b>	<b>0</b>	<b>0</b>	<b>0</b>
	Bradford Heights Health and Rehab Center						
		CHRISTIAN	6	19	14	17	0
		DAVIESS	0	1	0	0	0
		MONTGOMERY	0	1	0	0	0
		Other	3	7	9	3	0
		TODD	0	0	1	2	0
		TRIGG	2	2	2	2	0
		WARREN	2	0	0	0	0
		<b>Total</b>	<b>13</b>	<b>30</b>	<b>26</b>	<b>24</b>	<b>0</b>
	Brighton Cornerstone Health Care						
		CHRISTIAN	0	1	0	0	0
		HOPKINS	9	7	6	8	0
		MUHLENBERG	1	0	0	0	0
		ROWAN	0	0	1	0	0
		<b>Total</b>	<b>10</b>	<b>8</b>	<b>7</b>	<b>8</b>	<b>0</b>
	Christian County Manor I LLC						
		CHRISTIAN	3	38	0	0	0
		<b>Total</b>	<b>3</b>	<b>38</b>	<b>0</b>	<b>0</b>	<b>0</b>

ADD – Area Development District

**2025 ANNUAL KENTUCKY LONG TERM CARE UTILIZATION AND SERVICE REPORT**

**Table 30 - 2025 Kentucky Long Term Care Facility Patient Origin  
Facility ADD and Facility by Patient County of Residence**

ADD	Facility Name	Patient County (or non-KY state abbr.)	Under 65	65-74	75-84	Over 85	Unknown
	Christian Health Center, Hopkinsville	CALDWELL	0	0	0	2	0
		CHRISTIAN	2	13	34	42	0
		TN	0	0	1	0	0
		TRIGG	0	2	4	6	0
		<b>Total</b>	<b>2</b>	<b>15</b>	<b>39</b>	<b>50</b>	<b>0</b>
	Christian Heights Nursing and Rehabilitation Center	CHRISTIAN	10	13	15	4	0
		FAYETTE	1	1	0	0	0
		HOPKINS	1	0	0	0	0
		JEFFERSON	0	0	1	0	0
		LINCOLN	1	0	0	0	0
		MARSHALL	1	0	0	0	0
		MUHLENBERG	0	1	0	0	0
		TODD	1	1	0	1	0
		TRIGG	1	1	1	0	0
		<b>Total</b>	<b>16</b>	<b>17</b>	<b>17</b>	<b>5</b>	<b>0</b>
	Crittenden County Health and Rehabilitation Center	CALDWELL	2	0	2	2	0
		CHRISTIAN	1	1	1	0	0
		CRITTENDEN	6	8	7	5	0
		DAVIESS	1	0	0	0	0
		GRAVES	1	0	0	0	0

ADD – Area Development District

**2025 ANNUAL KENTUCKY LONG TERM CARE UTILIZATION AND SERVICE REPORT**

**Table 30 - 2025 Kentucky Long Term Care Facility Patient Origin  
Facility ADD and Facility by Patient County of Residence**

ADD	Facility Name	Patient County (or non-KY state abbr.)	Under 65	65-74	75-84	Over 85	Unknown
		HARDIN	0	0	1	0	0
		HENDERSON	0	0	1	0	0
		LIVINGSTON	4	1	2	0	0
		MARSHALL	0	1	0	0	0
		MCCRACKEN	0	2	1	0	0
		MUHLENBERG	2	0	0	0	0
		TRIGG	1	2	1	0	0
		UNION	0	2	0	0	0
		<b>Total</b>	<b>18</b>	<b>17</b>	<b>16</b>	<b>7</b>	<b>0</b>
Dawson Springs Health and Rehab Ctr		BOYD	1	0	0	0	0
		CALDWELL	1	0	1	0	0
		CALLOWAY	1	0	0	0	0
		CHRISTIAN	2	0	0	2	0
		CLARK	0	0	1	0	0
		CUMBERLAND	0	0	1	0	0
		FAYETTE	0	0	1	0	0
		FLOYD	0	1	0	0	0
		FRANKLIN	0	1	0	0	0
		HOPKINS	4	4	8	6	0
		JEFFERSON	0	2	0	0	0
		MCCRACKEN	0	0	1	0	0
		MCCREARY	0	0	1	0	0

ADD – Area Development District

**2025 ANNUAL KENTUCKY LONG TERM CARE UTILIZATION AND SERVICE REPORT**

**Table 30 - 2025 Kentucky Long Term Care Facility Patient Origin  
Facility ADD and Facility by Patient County of Residence**

<b>ADD</b>	<b>Facility Name</b>	<b>Patient County (or non-KY state abbr.)</b>	<b>Under 65</b>	<b>65-74</b>	<b>75-84</b>	<b>Over 85</b>	<b>Unknown</b>
		NELSON	0	0	1	0	0
		Other	0	0	0	0	0
		PULASKI	0	0	0	1	0
		TN	0	0	1	0	0
		TODD	1	0	0	0	0
		TRIGG	0	0	1	0	0
		UNION	0	0	1	0	0
		WARREN	0	1	0	0	0
		<b>Total</b>	<b>10</b>	<b>9</b>	<b>18</b>	<b>9</b>	<b>0</b>
	<b>Elkton Nursing and Rehabilitation Center</b>						
		CHRISTIAN	7	14	5	2	0
		DAVISS	0	1	1	0	0
		HART	1	0	0	0	0
		HOPKINS	0	1	0	0	0
		LIVINGSTON	1	0	0	0	0
		LOGAN	1	1	3	2	0
		NELSON	0	1	0	0	0
		TN	1	0	0	0	0
		TODD	3	4	5	5	0
		<b>Total</b>	<b>14</b>	<b>22</b>	<b>14</b>	<b>9</b>	<b>0</b>
	<b>Greenville Nursing and Rehabilitation</b>						
		DAVISS	1	0	1	2	0
		EDMONSON	1	0	0	0	0

ADD – Area Development District

**2025 ANNUAL KENTUCKY LONG TERM CARE UTILIZATION AND SERVICE REPORT**

**Table 30 - 2025 Kentucky Long Term Care Facility Patient Origin  
Facility ADD and Facility by Patient County of Residence**

ADD	Facility Name	Patient County (or non-KY state abbr.)	Under 65	65-74	75-84	Over 85	Unknown
		FRANKLIN	0	0	1	0	0
		HOPKINS	0	1	1	1	0
		MUHLENBERG	2	16	10	17	0
		TODD	0	0	1	0	0
		<b>Total</b>	<b>4</b>	<b>17</b>	<b>14</b>	<b>20</b>	<b>0</b>
Highland Homes I LLC		CALDWELL	32	7	4	0	0
		<b>Total</b>	<b>32</b>	<b>7</b>	<b>4</b>	<b>0</b>	<b>0</b>
Joseph Eddie Ballard W. Kentucky Veterans Ctr.		BARREN	0	0	1	0	0
		BUTLER	0	0	0	1	0
		CALDWELL	0	2	1	1	0
		CHRISTIAN	0	0	4	3	0
		CRITTENDEN	0	1	0	0	0
		DAVIESS	0	1	4	3	0
		GRAYSON	0	0	0	1	0
		HANCOCK	0	0	1	0	0
		HENDERSON	0	1	2	4	0
		HOPKINS	0	1	10	13	0
		LOGAN	0	0	3	0	0
		LYON	0	0	1	0	0
		MARSHALL	0	0	1	0	0
		MCCRACKEN	0	1	0	1	0

ADD – Area Development District

**2025 ANNUAL KENTUCKY LONG TERM CARE UTILIZATION AND SERVICE REPORT**

**Table 30 - 2025 Kentucky Long Term Care Facility Patient Origin  
Facility ADD and Facility by Patient County of Residence**

<b>ADD</b>	<b>Facility Name</b>	<b>Patient County (or non-KY state abbr.)</b>	<b>Under 65</b>	<b>65-74</b>	<b>75-84</b>	<b>Over 85</b>	<b>Unknown</b>
		MCLEAN	0	1	2	1	0
		MUHLENBERG	0	0	3	4	0
		OHIO	0	0	1	1	0
		TRIGG	0	0	0	2	0
		UNION	0	0	1	1	0
		WEBSTER	0	0	1	2	0
		<b>Total</b>	<b>0</b>	<b>8</b>	<b>36</b>	<b>38</b>	<b>0</b>
	Lake Barkley Health & Rehabilitation	CALDWELL	3	5	3	1	0
		CASEY	0	0	1	0	0
		CHRISTIAN	0	1	1	0	0
		CLINTON	1	0	0	0	0
		CRITTENDEN	1	0	1	1	0
		DAVISS	0	2	0	0	0
		GRAVES	1	0	1	0	0
		HOPKINS	1	0	0	0	0
		LIVINGSTON	0	0	1	1	0
		LYON	2	3	1	4	0
		MARSHALL	4	0	5	3	0
		MCCRACKEN	2	0	2	0	0
		Other	0	1	0	0	0
		TN	1	0	1	1	0

ADD – Area Development District

**2025 ANNUAL KENTUCKY LONG TERM CARE UTILIZATION AND SERVICE REPORT**

**Table 30 - 2025 Kentucky Long Term Care Facility Patient Origin  
Facility ADD and Facility by Patient County of Residence**

ADD	Facility Name	Patient County (or non-KY state abbr.)	Under 65	65-74	75-84	Over 85	Unknown
		TRIGG	1	0	2	1	0
		<b>Total</b>	<b>17</b>	<b>12</b>	<b>19</b>	<b>12</b>	<b>0</b>
	Madisonville Health and Rehabilitation						
		CALDWELL	0	4	1	1	0
		CHRISTIAN	1	8	3	0	0
		DAVIESS	0	1	1	0	0
		HOPKINS	8	26	9	8	0
		LYON	0	1	0	0	0
		MUHLENBERG	0	2	0	0	0
		OHIO	0	2	0	0	0
		WEBSTER	0	1	0	0	0
		<b>Total</b>	<b>9</b>	<b>45</b>	<b>14</b>	<b>9</b>	<b>0</b>
	Madisonville Rest Home I LLC						
		HOPKINS	0	0	0	0	0
		<b>Total</b>	<b>0</b>	<b>0</b>	<b>0</b>	<b>0</b>	<b>0</b>
	Maple Health and Rehabilitation						
		BARREN	0	0	0	1	0
		CHRISTIAN	0	0	0	1	0
		DAVIESS	0	0	1	0	0
		HOPKINS	3	3	1	0	0
		MUHLENBERG	15	16	22	18	0
		OHIO	0	0	0	1	0

ADD – Area Development District

**2025 ANNUAL KENTUCKY LONG TERM CARE UTILIZATION AND SERVICE REPORT**

**Table 30 - 2025 Kentucky Long Term Care Facility Patient Origin  
Facility ADD and Facility by Patient County of Residence**

<b>ADD</b>	<b>Facility Name</b>	<b>Patient County (or non-KY state abbr.)</b>	<b>Under 65</b>	<b>65-74</b>	<b>75-84</b>	<b>Over 85</b>	<b>Unknown</b>
		TODD	0	1	2	1	0
		WARREN	0	0	0	1	0
		<b>Total</b>	<b>18</b>	<b>20</b>	<b>26</b>	<b>23</b>	<b>0</b>
	Owensboro Health Muhlenberg Community Hospital Long Term Care	CHRISTIAN	0	0	1	0	0
		DAVISS	0	0	0	0	0
		HOPKINS	0	0	0	0	0
		MCLEAN	0	0	1	0	0
		MUHLENBERG	2	4	8	22	0
		OHIO	0	0	1	0	0
		TODD	0	0	0	0	0
		WEBSTER	0	0	0	0	0
		<b>Total</b>	<b>2</b>	<b>4</b>	<b>11</b>	<b>22</b>	<b>0</b>
	Park Grove Nursing and Rehabilitation Center	CHRISTIAN	2	1	4	0	0
		HENDERSON	1	0	0	0	0
		HOPKINS	13	14	13	10	0
		LAUREL	1	0	0	0	0
		MUHLENBERG	1	1	1	0	0
		WEBSTER	0	1	4	0	0
		<b>Total</b>	<b>18</b>	<b>17</b>	<b>22</b>	<b>10</b>	<b>0</b>
	Princeton Health and Rehab Center	CALDWELL	5	9	17	22	0

ADD – Area Development District

**2025 ANNUAL KENTUCKY LONG TERM CARE UTILIZATION AND SERVICE REPORT**

**Table 30 - 2025 Kentucky Long Term Care Facility Patient Origin  
Facility ADD and Facility by Patient County of Residence**

ADD	Facility Name	Patient County (or non-KY state abbr.)	Under 65	65-74	75-84	Over 85	Unknown
		CHRISTIAN	3	2	1	0	0
		CRITTENDEN	0	1	0	1	0
		DAVIESS	0	1	0	0	0
		FULTON	0	0	1	0	0
		GRAVES	0	0	1	0	0
		HOPKINS	2	4	2	1	0
		LIVINGSTON	0	0	4	1	0
		LOGAN	0	0	0	1	0
		LYON	1	0	2	1	0
		MARSHALL	0	0	0	1	0
		MCCRACKEN	0	0	1	1	0
		TODD	0	0	1	0	0
		TRIGG	1	1	2	5	0
		UNION	0	0	1	0	0
		<b>Total</b>	<b>12</b>	<b>18</b>	<b>33</b>	<b>34</b>	<b>0</b>
	Ridgewood Terrace Nursing Home	CALLOWAY	0	1	0	0	0
		CHRISTIAN	1	0	1	0	0
		DAVIESS	0	0	0	1	0
		FRANKLIN	0	0	0	1	0
		HOPKINS	3	16	28	33	0
		JEFFERSON	0	0	1	0	0
		MCLEAN	0	1	1	2	0

ADD – Area Development District

**2025 ANNUAL KENTUCKY LONG TERM CARE UTILIZATION AND SERVICE REPORT**

**Table 30 - 2025 Kentucky Long Term Care Facility Patient Origin  
Facility ADD and Facility by Patient County of Residence**

ADD	Facility Name	Patient County (or non-KY state abbr.)	Under 65	65-74	75-84	Over 85	Unknown
		MUHLENBERG	1	1	2	0	0
		WARREN	0	0	1	0	0
		WEBSTER	1	0	0	3	0
		<b>Total</b>	<b>6</b>	<b>19</b>	<b>34</b>	<b>40</b>	<b>0</b>
	Rivers Bend Retirement Community						
		CALDWELL	0	1	3	3	0
		CLINTON	0	0	1	0	0
		KNOTT	0	2	0	0	0
		LIVINGSTON	0	0	1	0	0
		LYON	0	3	4	9	0
		MARSHALL	0	1	1	1	0
		Other	0	0	1	0	0
		TRIGG	0	0	0	2	0
		<b>Total</b>	<b>0</b>	<b>7</b>	<b>11</b>	<b>15</b>	<b>0</b>
	Salem Springlake Health and Rehabilitation Center						
		CALDWELL	0	2	0	0	0
		CRITTENDEN	2	6	3	2	0
		IL	0	0	1	0	0
		LIVINGSTON	4	8	9	9	0
		MCCRACKEN	1	3	3	1	0
		<b>Total</b>	<b>7</b>	<b>19</b>	<b>16</b>	<b>12</b>	<b>0</b>
	Shady Lawn Nursing and Rehabilitation Center						
		CALDWELL	0	0	2	0	0

ADD – Area Development District

**2025 ANNUAL KENTUCKY LONG TERM CARE UTILIZATION AND SERVICE REPORT**

**Table 30 - 2025 Kentucky Long Term Care Facility Patient Origin  
Facility ADD and Facility by Patient County of Residence**

ADD	Facility Name	Patient County (or non-KY state abbr.)	Under 65	65-74	75-84	Over 85	Unknown
		CALLOWAY	0	0	1	1	0
		CHRISTIAN	3	2	2	2	0
		CRITTENDEN	0	0	1	0	0
		HOPKINS	0	0	1	0	0
		JEFFERSON	0	0	1	2	0
		Other	0	0	0	1	0
		TRIGG	4	6	12	5	0
		<b>Total</b>	<b>7</b>	<b>8</b>	<b>20</b>	<b>11</b>	<b>0</b>
Sparks Nursing Center		MUHLENBERG	0	0	0	0	0
		<b>Total</b>	<b>0</b>	<b>0</b>	<b>0</b>	<b>0</b>	<b>0</b>
Tradewater Pointe		CALDWELL	2	1	1	0	0
		CHRISTIAN	1	1	1	1	0
		HOPKINS	2	4	9	13	0
		OH	1	0	0	0	0
		Other	0	1	0	0	0
		WEBSTER	0	0	1	0	0
		<b>Total</b>	<b>6</b>	<b>7</b>	<b>12</b>	<b>14</b>	<b>0</b>
Western State Nursing Facility		BARREN	1	0	0	0	0
		CALLOWAY	0	0	1	0	0
		CHRISTIAN	5	9	14	6	0

ADD – Area Development District

**2025 ANNUAL KENTUCKY LONG TERM CARE UTILIZATION AND SERVICE REPORT**

**Table 30 - 2025 Kentucky Long Term Care Facility Patient Origin  
Facility ADD and Facility by Patient County of Residence**

ADD	Facility Name	Patient County (or non-KY state abbr.)	Under 65	65-74	75-84	Over 85	Unknown
		FAYETTE	0	1	0	0	0
		GRAVES	0	1	0	0	0
		HICKMAN	0	1	0	0	0
		HOPKINS	0	0	0	1	0
		IN	0	1	0	0	0
		JEFFERSON	1	1	1	0	0
		MCCRACKEN	0	0	0	1	0
		PERRY	0	0	1	0	0
		SCOTT	0	1	0	0	0
		TODD	0	1	0	0	0
		<b>Total</b>	<b>7</b>	<b>16</b>	<b>17</b>	<b>8</b>	<b>0</b>
		<b>ADD:2 Total</b>	<b>231</b>	<b>380</b>	<b>426</b>	<b>380</b>	<b>0</b>
ADD:3	Beaver Dam Nursing and Rehab Center						
		BUTLER	0	0	1	3	0
		DAVISS	2	1	2	2	0
		GRAYSON	0	0	1	1	0
		HOPKINS	1	0	0	0	0
		OHIO	0	4	14	21	0
		TN	0	0	0	1	0
		<b>Total</b>	<b>3</b>	<b>5</b>	<b>18</b>	<b>28</b>	<b>0</b>

ADD – Area Development District

**2025 ANNUAL KENTUCKY LONG TERM CARE UTILIZATION AND SERVICE REPORT**

**Table 30 - 2025 Kentucky Long Term Care Facility Patient Origin  
Facility ADD and Facility by Patient County of Residence**

ADD	Facility Name	Patient County (or non-KY state abbr.)	Under 65	65-74	75-84	Over 85	Unknown
	Breckinridge Place						
		UNION	1	0	7	6	0
		<b>Total</b>	<b>1</b>	<b>0</b>	<b>7</b>	<b>6</b>	<b>0</b>
	Carmel Home						
		DAVISS	0	1	9	16	0
		GRAVES	0	0	0	1	0
		HENDERSON	0	0	1	0	0
		HOPKINS	0	0	0	1	0
		IN	0	0	1	0	0
		OHIO	0	0	0	1	0
		Other	0	0	0	2	0
		UNION	0	0	0	1	0
		<b>Total</b>	<b>0</b>	<b>1</b>	<b>11</b>	<b>22</b>	<b>0</b>
	Chautauqua Health and Rehab						
		CHRISTIAN	0	1	0	1	0
		DAVISS	5	30	26	24	0
		HANCOCK	1	4	5	3	0
		HENDERSON	0	1	1	1	0
		JEFFERSON	0	1	1	0	0
		LOGAN	0	1	1	0	0
		MCLEAN	0	1	2	1	0
		MUHLENBERG	0	2	2	0	0

ADD – Area Development District

**2025 ANNUAL KENTUCKY LONG TERM CARE UTILIZATION AND SERVICE REPORT**

**Table 30 - 2025 Kentucky Long Term Care Facility Patient Origin  
Facility ADD and Facility by Patient County of Residence**

<b>ADD</b>	<b>Facility Name</b>	<b>Patient County (or non-KY state abbr.)</b>	<b>Under 65</b>	<b>65-74</b>	<b>75-84</b>	<b>Over 85</b>	<b>Unknown</b>
		OHIO	1	2	2	0	0
		<b>Total</b>	<b>7</b>	<b>43</b>	<b>40</b>	<b>30</b>	<b>0</b>
	Fordsville Nursing and Rehabilitation Center	BRECKINRIDGE	0	3	0	2	0
		CASEY	1	0	0	0	0
		DAVISS	6	5	2	2	0
		FAYETTE	1	0	0	0	0
		GRAYSON	0	0	1	2	0
		HANCOCK	2	0	0	0	0
		HARDIN	0	1	0	0	0
		JEFFERSON	2	0	0	0	0
		MCLEAN	1	0	0	0	0
		MEADE	2	0	0	0	0
		OHIO	2	14	10	2	0
		TRIGG	1	0	0	0	0
		<b>Total</b>	<b>18</b>	<b>23</b>	<b>13</b>	<b>8</b>	<b>0</b>
	Heartland Villa Nursing and Rehabilitation Center	DAVISS	3	2	4	14	0
		HANCOCK	2	3	5	9	0
		<b>Total</b>	<b>5</b>	<b>5</b>	<b>9</b>	<b>23</b>	<b>0</b>

ADD – Area Development District

**2025 ANNUAL KENTUCKY LONG TERM CARE UTILIZATION AND SERVICE REPORT**

**Table 30 - 2025 Kentucky Long Term Care Facility Patient Origin  
Facility ADD and Facility by Patient County of Residence**

<b>ADD</b>	<b>Facility Name</b>	<b>Patient County (or non-KY state abbr.)</b>	<b>Under 65</b>	<b>65-74</b>	<b>75-84</b>	<b>Over 85</b>	<b>Unknown</b>
	Henderson Manor	HENDERSON	0	0	0	0	0
		<b>Total</b>	<b>0</b>	<b>0</b>	<b>0</b>	<b>0</b>	<b>0</b>
	Henderson Nursing and Rehabilitation Center	CHRISTIAN	0	0	0	0	5
		DAVISS	0	0	0	0	3
		FRANKLIN	0	0	0	0	1
		HENDERSON	1	17	32	20	0
		PULASKI	0	0	0	0	1
		TN	0	0	0	0	1
		UNION	0	0	0	0	2
		<b>Total</b>	<b>1</b>	<b>17</b>	<b>32</b>	<b>20</b>	<b>13</b>
	Hermitage Care and Rehabilitation Center	DAVISS	2	17	28	35	0
		HANCOCK	0	0	0	1	0
		IN	0	0	1	1	0
		OHIO	1	0	0	0	0
		WOODFORD	0	0	1	0	0
		<b>Total</b>	<b>3</b>	<b>17</b>	<b>30</b>	<b>37</b>	<b>0</b>
	Morganfield Nursing and Rehabilitation Center	ALLEN	0	0	0	0	0
		CRITTENDEN	0	0	0	0	1

ADD – Area Development District

**2025 ANNUAL KENTUCKY LONG TERM CARE UTILIZATION AND SERVICE REPORT**

**Table 30 - 2025 Kentucky Long Term Care Facility Patient Origin  
Facility ADD and Facility by Patient County of Residence**

ADD	Facility Name	Patient County (or non-KY state abbr.)	Under 65	65-74	75-84	Over 85	Unknown
		HENDERSON	0	0	0	0	13
		HOPKINS	0	0	0	0	2
		IL	0	0	0	0	1
		MCCRACKEN	0	0	0	0	1
		MUHLENBERG	0	0	0	0	1
		UNION	0	0	0	0	24
		WEBSTER	0	0	0	0	5
		<b>Total</b>	<b>0</b>	<b>0</b>	<b>0</b>	<b>0</b>	<b>48</b>
Redbanks		CRITTENDEN	0	1	0	0	0
		DAVIESS	0	0	4	1	0
		HENDERSON	7	23	38	40	0
		HOPKINS	0	1	1	2	0
		IN	0	0	1	0	0
		JEFFERSON	0	0	1	0	0
		SCOTT	0	0	1	0	0
		TODD	0	1	0	0	0
		TRIGG	1	1	0	0	0
		UNION	0	1	3	2	0
		WEBSTER	0	0	2	4	0
		<b>Total</b>	<b>8</b>	<b>28</b>	<b>51</b>	<b>49</b>	<b>0</b>
Redbanks Colonial Terrace		CHRISTIAN	0	0	0	1	0

ADD – Area Development District

**2025 ANNUAL KENTUCKY LONG TERM CARE UTILIZATION AND SERVICE REPORT**

**Table 30 - 2025 Kentucky Long Term Care Facility Patient Origin  
Facility ADD and Facility by Patient County of Residence**

ADD	Facility Name	Patient County (or non-KY state abbr.)	Under 65	65-74	75-84	Over 85	Unknown
		CRITTENDEN	0	0	1	1	0
		DAVIESS	0	1	1	3	0
		HENDERSON	4	3	11	9	0
		HOPKINS	3	2	4	4	0
		IN	0	1	0	0	0
		MCLEAN	0	1	0	0	0
		UNION	1	4	1	3	0
		WEBSTER	0	6	3	10	0
		WV	0	0	0	1	0
		<b>Total</b>	<b>8</b>	<b>18</b>	<b>21</b>	<b>32</b>	<b>0</b>
	Riverside Care and Rehab Ctr.						
		ADAIR	1	0	0	0	0
		CHRISTIAN	0	0	0	1	0
		DAVIESS	3	6	4	7	0
		GRAYSON	1	0	0	0	0
		HANCOCK	0	0	0	1	0
		HOPKINS	2	2	0	3	0
		MCLEAN	2	6	11	15	0
		MUHLENBERG	3	0	1	1	0
		OHIO	1	0	1	1	0
		WEBSTER	0	1	1	0	0
		<b>Total</b>	<b>13</b>	<b>15</b>	<b>18</b>	<b>29</b>	<b>0</b>

ADD – Area Development District

**2025 ANNUAL KENTUCKY LONG TERM CARE UTILIZATION AND SERVICE REPORT**

**Table 30 - 2025 Kentucky Long Term Care Facility Patient Origin  
Facility ADD and Facility by Patient County of Residence**

<b>ADD</b>	<b>Facility Name</b>	<b>Patient County (or non-KY state abbr.)</b>	<b>Under 65</b>	<b>65-74</b>	<b>75-84</b>	<b>Over 85</b>	<b>Unknown</b>
	Shemwell Nursing Home	CALDWELL	0	0	1	0	0
		HOPKINS	0	0	3	5	0
		UNION	0	0	0	1	0
		WEBSTER	1	0	4	5	0
		<b>Total</b>	<b>1</b>	<b>0</b>	<b>8</b>	<b>11</b>	<b>0</b>
	Signature Healthcare at Hillcrest	ALLEN	0	1	0	0	0
		BARREN	0	1	0	0	0
		DAVISS	6	22	40	34	0
		HANCOCK	0	0	2	2	0
		HENDERSON	0	1	0	1	0
		MARSHALL	0	0	1	0	0
		MCLEAN	0	1	1	1	0
		MUHLENBERG	1	0	0	1	0
		OHIO	1	0	2	2	0
		SPENCER	0	0	1	0	0
		UNION	1	0	0	0	0
		WEBSTER	0	0	1	0	0
		<b>Total</b>	<b>9</b>	<b>26</b>	<b>48</b>	<b>41</b>	<b>0</b>
	Signature Healthcare of Hartford Rehab and Wellness	BUTLER	1	1	1	0	0
		DAVISS	6	4	2	2	0

ADD – Area Development District

**2025 ANNUAL KENTUCKY LONG TERM CARE UTILIZATION AND SERVICE REPORT**

**Table 30 - 2025 Kentucky Long Term Care Facility Patient Origin  
Facility ADD and Facility by Patient County of Residence**

ADD	Facility Name	Patient County (or non-KY state abbr.)	Under 65	65-74	75-84	Over 85	Unknown
		FRANKLIN	0	0	0	1	0
		GRAYSON	0	0	2	0	0
		HANCOCK	0	0	1	0	0
		HARLAN	1	0	0	0	0
		HENDERSON	0	1	0	0	0
		HOPKINS	0	1	0	0	0
		KNOX	0	0	0	1	0
		MCLEAN	0	1	0	0	0
		MO	0	1	0	0	0
		MUHLENBERG	2	4	1	3	0
		OHIO	8	5	14	22	0
		<b>Total</b>	<b>18</b>	<b>18</b>	<b>21</b>	<b>29</b>	<b>0</b>
	The Transitional Care Center of Owensboro						
		DAVIESS	0	2	6	3	0
		MCLEAN	0	0	0	1	0
		MUHLENBERG	0	1	0	0	0
		OHIO	0	0	0	1	0
		<b>Total</b>	<b>0</b>	<b>3</b>	<b>6</b>	<b>5</b>	<b>0</b>
	Twin Rivers Nursing and Rehab Center						
		ALLEN	1	0	0	0	0
		BUTLER	0	0	1	0	0
		CAMPBELL	0	1	1	0	0
		DAVIESS	15	22	14	4	0

ADD – Area Development District

**2025 ANNUAL KENTUCKY LONG TERM CARE UTILIZATION AND SERVICE REPORT**

**Table 30 - 2025 Kentucky Long Term Care Facility Patient Origin  
Facility ADD and Facility by Patient County of Residence**

ADD	Facility Name	Patient County (or non-KY state abbr.)	Under 65	65-74	75-84	Over 85	Unknown
		GRAVES	0	1	0	0	0
		GRAYSON	1	0	0	0	0
		HANCOCK	0	0	0	1	0
		HARLAN	0	0	0	1	0
		HENDERSON	1	1	0	1	0
		HOPKINS	1	2	0	0	0
		IN	0	0	1	0	0
		JEFFERSON	1	0	0	1	0
		JESSAMINE	1	0	0	0	0
		MCLEAN	1	2	0	0	0
		MUHLENBERG	1	1	1	0	0
		OHIO	3	2	1	0	0
		Other	0	1	0	0	0
		TN	1	0	0	0	0
		UNION	0	1	0	0	0
		<b>Total</b>	<b>27</b>	<b>34</b>	<b>19</b>	<b>8</b>	<b>0</b>
	Wellington Parc of Owensboro						
		DAVIESS	1	1	20	21	0
		FAYETTE	0	0	0	1	0
		GRAVES	1	0	0	0	0
		GRAYSON	0	0	0	1	0
		HANCOCK	0	1	1	1	0
		IN	0	0	1	1	0

ADD – Area Development District

**2025 ANNUAL KENTUCKY LONG TERM CARE UTILIZATION AND SERVICE REPORT**

**Table 30 - 2025 Kentucky Long Term Care Facility Patient Origin  
Facility ADD and Facility by Patient County of Residence**

ADD	Facility Name	Patient County (or non-KY state abbr.)	Under 65	65-74	75-84	Over 85	Unknown
		JESSAMINE	0	0	1	0	0
		MCLEAN	0	0	1	1	0
		OHIO	0	0	1	0	0
		WEBSTER	0	1	0	0	0
		<b>Total</b>	<b>2</b>	<b>3</b>	<b>25</b>	<b>26</b>	<b>0</b>
		<b>ADD:3 Total</b>	<b>124</b>	<b>256</b>	<b>377</b>	<b>404</b>	<b>61</b>
ADD:4	Auburn Nursing and Rehabilitation Center						
		ALLEN	1	0	0	0	0
		BUTLER	1	0	0	0	0
		CHRISTIAN	1	3	0	1	0
		EDMONSON	1	1	0	0	0
		FAYETTE	1	3	0	0	0
		GRAYSON	0	0	1	0	0
		HART	0	1	0	0	0
		LEWIS	1	0	0	0	0
		LOGAN	3	4	2	2	0
		SIMPSON	0	1	0	0	0
		WARREN	6	15	8	2	0
		WV	1	0	0	0	0
		<b>Total</b>	<b>16</b>	<b>28</b>	<b>11</b>	<b>5</b>	<b>0</b>

ADD – Area Development District

**2025 ANNUAL KENTUCKY LONG TERM CARE UTILIZATION AND SERVICE REPORT**

**Table 30 - 2025 Kentucky Long Term Care Facility Patient Origin  
Facility ADD and Facility by Patient County of Residence**

<b>ADD</b>	<b>Facility Name</b>	<b>Patient County (or non-KY state abbr.)</b>	<b>Under 65</b>	<b>65-74</b>	<b>75-84</b>	<b>Over 85</b>	<b>Unknown</b>
	Barren County Nursing and Rehab	BARREN	28	19	23	23	0
		<b>Total</b>	<b>28</b>	<b>19</b>	<b>23</b>	<b>23</b>	<b>0</b>
	Bowling Green Nursing and Rehabilitation	ADAIR	0	0	0	1	0
		ALLEN	1	1	2	0	0
		BARREN	0	1	1	0	0
		BUTLER	1	0	0	0	0
		CUMBERLAND	0	0	0	1	0
		EDMONSON	1	1	0	0	0
		HARDIN	0	1	0	0	0
		LARUE	0	1	0	0	0
		LOGAN	1	0	1	0	0
		METCALFE	0	0	1	0	0
		MONROE	0	1	0	1	0
		NELSON	1	0	0	0	0
		SIMPSON	1	0	1	0	0
		TN	0	2	0	0	0
		WARREN	8	11	10	5	0
		<b>Total</b>	<b>14</b>	<b>19</b>	<b>16</b>	<b>8</b>	<b>0</b>
	Cal Turner Rehab and Specialty Care	ALLEN	4	14	22	25	0

ADD – Area Development District

**2025 ANNUAL KENTUCKY LONG TERM CARE UTILIZATION AND SERVICE REPORT**

**Table 30 - 2025 Kentucky Long Term Care Facility Patient Origin  
Facility ADD and Facility by Patient County of Residence**

<b>ADD</b>	<b>Facility Name</b>	<b>Patient County (or non-KY state abbr.)</b>	<b>Under 65</b>	<b>65-74</b>	<b>75-84</b>	<b>Over 85</b>	<b>Unknown</b>
		BARREN	2	0	0	1	0
		BUTLER	1	1	0	0	0
		EDMONSON	0	0	0	1	0
		HART	0	0	1	0	0
		IN	1	0	0	0	0
		LOGAN	0	1	2	0	0
		MONROE	0	1	0	0	0
		Other	0	0	1	0	0
		SIMPSON	0	1	0	2	0
		TN	0	2	0	1	0
		WARREN	2	5	6	6	0
		<b>Total</b>	<b>10</b>	<b>25</b>	<b>32</b>	<b>36</b>	<b>0</b>
	Christian Health Center of Bowling Green						
		ALLEN	0	0	0	2	0
		FRANKLIN	0	0	2	5	0
		LOGAN	1	0	0	0	0
		TN	0	0	1	0	0
		WARREN	0	4	10	17	0
		<b>Total</b>	<b>1</b>	<b>4</b>	<b>13</b>	<b>24</b>	<b>0</b>
	Colonial Nursing and Rehabilitation Center						
		ALLEN	0	0	2	0	0
		GRAYSON	0	0	0	0	0
		SIMPSON	0	4	0	0	0

ADD – Area Development District

**2025 ANNUAL KENTUCKY LONG TERM CARE UTILIZATION AND SERVICE REPORT**

**Table 30 - 2025 Kentucky Long Term Care Facility Patient Origin  
Facility ADD and Facility by Patient County of Residence**

ADD	Facility Name	Patient County (or non-KY state abbr.)	Under 65	65-74	75-84	Over 85	Unknown
		WARREN	0	0	20	20	0
		<b>Total</b>	<b>0</b>	<b>4</b>	<b>22</b>	<b>20</b>	<b>0</b>
Cornerstone Manor		ALLEN	0	0	0	0	0
		<b>Total</b>	<b>0</b>	<b>0</b>	<b>0</b>	<b>0</b>	<b>0</b>
Creekwood Place Nursing and Rehab Center		BUTLER	0	0	1	0	0
		CHRISTIAN	1	1	1	0	0
		HOPKINS	1	0	0	0	0
		LOGAN	8	6	28	30	0
		MUHLENBERG	0	1	0	1	0
		Other	1	0	0	0	0
		SIMPSON	0	2	0	0	0
		TN	2	0	0	0	0
		TODD	0	1	3	3	0
		TRIGG	0	1	0	0	0
		WARREN	0	0	0	1	0
		<b>Total</b>	<b>13</b>	<b>12</b>	<b>33</b>	<b>35</b>	<b>0</b>
Edmonson Nursing and Rehabilitation Center		EDMONSON	5	3	26	19	4
		GRAYSON	0	1	3	0	0
		HARDIN	0	0	1	0	0

ADD – Area Development District

**2025 ANNUAL KENTUCKY LONG TERM CARE UTILIZATION AND SERVICE REPORT**

**Table 30 - 2025 Kentucky Long Term Care Facility Patient Origin  
Facility ADD and Facility by Patient County of Residence**

ADD	Facility Name	Patient County (or non-KY state abbr.)	Under 65	65-74	75-84	Over 85	Unknown
		HART	0	1	0	0	0
		PULASKI	0	0	1	0	0
		WARREN	0	1	3	0	0
		<b>Total</b>	<b>5</b>	<b>6</b>	<b>34</b>	<b>19</b>	<b>4</b>
	Franklin-Simpson Nursing and Rehabilitation						
		ADAIR	1	0	0	0	0
		ALLEN	4	4	1	0	0
		CHRISTIAN	1	0	1	0	0
		CLAY	0	1	0	0	0
		ESTILL	1	0	0	0	0
		FAYETTE	1	0	0	0	0
		HART	0	0	1	0	0
		IN	0	0	0	1	0
		JEFFERSON	1	0	0	0	0
		LOGAN	3	0	2	0	0
		MADISON	0	1	0	1	0
		PULASKI	1	1	0	0	0
		RUSSELL	1	0	0	0	0
		SIMPSON	5	6	8	9	0
		TN	1	1	0	0	0
		TODD	1	0	0	1	0
		TRIGG	1	0	0	0	0
		WARREN	5	4	5	2	0

ADD – Area Development District

**2025 ANNUAL KENTUCKY LONG TERM CARE UTILIZATION AND SERVICE REPORT**

**Table 30 - 2025 Kentucky Long Term Care Facility Patient Origin  
Facility ADD and Facility by Patient County of Residence**

ADD	Facility Name	Patient County (or non-KY state abbr.)	Under 65	65-74	75-84	Over 85	Unknown
		WAYNE	1	0	0	0	0
		<b>Total</b>	<b>28</b>	<b>18</b>	<b>18</b>	<b>14</b>	<b>0</b>
	Glasgow State Nursing Facility	ALLEN	0	1	1	0	0
		BARREN	0	0	5	0	0
		BATH	0	0	1	0	0
		BELL	0	0	1	0	0
		BULLITT	0	2	0	0	0
		CAMPBELL	0	1	0	0	0
		CASEY	1	0	0	0	0
		CHRISTIAN	3	1	0	0	0
		CLAY	1	0	0	0	0
		CUMBERLAND	0	0	0	1	0
		DAVISS	1	0	0	0	0
		EDMONSON	0	0	1	0	0
		ESTILL	1	0	0	0	0
		FAYETTE	1	1	1	0	0
		GREEN	1	1	1	0	0
		GREENUP	0	0	1	0	0
		HARRISON	1	0	0	0	0
		JEFFERSON	3	1	2	0	0
		JESSAMINE	0	1	1	0	0
		KNOTT	0	0	1	0	0

ADD – Area Development District

**2025 ANNUAL KENTUCKY LONG TERM CARE UTILIZATION AND SERVICE REPORT**

**Table 30 - 2025 Kentucky Long Term Care Facility Patient Origin  
Facility ADD and Facility by Patient County of Residence**

<b>ADD</b>	<b>Facility Name</b>	<b>Patient County (or non-KY state abbr.)</b>	<b>Under 65</b>	<b>65-74</b>	<b>75-84</b>	<b>Over 85</b>	<b>Unknown</b>
		LAUREL	1	0	0	0	0
		MADISON	1	0	2	1	0
		MARION	0	0	1	0	0
		MERCER	0	1	0	0	0
		METCALFE	1	1	0	0	0
		MONROE	0	1	0	0	0
		NICHOLAS	0	1	0	0	0
		OLDHAM	0	1	0	0	0
		POWELL	0	1	0	0	0
		PULASKI	0	0	2	0	0
		ROCKCASTLE	0	1	0	0	0
		RUSSELL	0	1	0	0	0
		SPENCER	0	0	1	0	0
		WARREN	0	4	2	0	0
		WAYNE	0	1	0	0	0
		WHITLEY	0	0	1	0	0
		WOLFE	0	0	1	0	0
		<b>Total</b>	<b>16</b>	<b>22</b>	<b>26</b>	<b>2</b>	<b>0</b>
	Glenview Health Care Facility						
		ADAIR	0	3	2	0	0
		BARREN	2	9	17	3	0
		CHRISTIAN	1	0	0	0	0
		HART	2	3	2	3	0

ADD – Area Development District

**2025 ANNUAL KENTUCKY LONG TERM CARE UTILIZATION AND SERVICE REPORT**

**Table 30 - 2025 Kentucky Long Term Care Facility Patient Origin  
Facility ADD and Facility by Patient County of Residence**

<b>ADD</b>	<b>Facility Name</b>	<b>Patient County (or non-KY state abbr.)</b>	<b>Under 65</b>	<b>65-74</b>	<b>75-84</b>	<b>Over 85</b>	<b>Unknown</b>
		MARION	0	0	1	0	0
		METCALFE	0	6	2	1	0
		MONROE	1	0	1	1	0
		MUHLENBERG	1	0	0	0	0
		RUSSELL	0	1	0	0	0
		TAYLOR	1	0	0	0	0
		WARREN	0	1	1	0	0
		<b>Total</b>	<b>8</b>	<b>23</b>	<b>26</b>	<b>8</b>	<b>0</b>
Harpers Home for the Aged		METCALFE	0	0	0	0	0
		<b>Total</b>	<b>0</b>	<b>0</b>	<b>0</b>	<b>0</b>	<b>0</b>
Hopkins Nursing and Rehabilitation Center		ALLEN	1	0	0	0	0
		BULLITT	0	0	1	0	0
		LOGAN	0	2	2	1	0
		Other	0	1	0	0	0
		SIMPSON	0	4	6	3	0
		WARREN	4	4	4	9	0
		<b>Total</b>	<b>5</b>	<b>11</b>	<b>13</b>	<b>13</b>	<b>0</b>
Magnolia Village Nursing and Rehabilitation Center		BARREN	0	0	0	1	0
		BUTLER	0	1	1	1	0
		EDMONSON	0	0	2	0	0

ADD – Area Development District

**2025 ANNUAL KENTUCKY LONG TERM CARE UTILIZATION AND SERVICE REPORT**

**Table 30 - 2025 Kentucky Long Term Care Facility Patient Origin  
Facility ADD and Facility by Patient County of Residence**

ADD	Facility Name	Patient County (or non-KY state abbr.)	Under 65	65-74	75-84	Over 85	Unknown
		FAYETTE	0	0	0	1	0
		FRANKLIN	0	0	1	0	0
		GRAYSON	0	0	2	0	0
		HARDIN	0	0	0	1	0
		LARUE	0	0	0	1	0
		LAUREL	0	0	1	0	0
		LETCHER	0	1	0	0	0
		LEWIS	0	1	0	0	0
		LOGAN	0	0	1	3	0
		MADISON	0	1	0	0	0
		SIMPSON	0	0	2	0	0
		TN	0	0	1	0	0
		WARREN	0	2	14	19	0
		<b>Total</b>	<b>0</b>	<b>6</b>	<b>25</b>	<b>27</b>	<b>0</b>
	Metcalfe Health Care Center						
		ADAIR	1	1	0	4	0
		BARREN	2	1	4	1	0
		CASEY	0	0	1	0	0
		MARION	0	1	0	0	0
		METCALFE	8	14	10	13	0
		ROWAN	0	0	1	0	0
		RUSSELL	0	0	1	1	0

ADD – Area Development District

**2025 ANNUAL KENTUCKY LONG TERM CARE UTILIZATION AND SERVICE REPORT**

**Table 30 - 2025 Kentucky Long Term Care Facility Patient Origin  
Facility ADD and Facility by Patient County of Residence**

ADD	Facility Name	Patient County (or non-KY state abbr.)	Under 65	65-74	75-84	Over 85	Unknown
		WARREN	0	1	2	1	0
		<b>Total</b>	<b>11</b>	<b>18</b>	<b>19</b>	<b>20</b>	<b>0</b>
	Morgantown Care and Rehabilitation Center	ALLEN	0	0	1	0	0
		BUTLER	8	12	24	19	0
		CAMPBELL	0	0	1	0	0
		CHRISTIAN	0	0	1	0	0
		DAVISS	1	2	0	0	0
		EDMONSON	0	1	1	0	0
		GRAYSON	0	2	7	0	0
		HARDIN	0	0	1	0	0
		HENDERSON	1	0	0	0	0
		IN	0	0	0	1	0
		JEFFERSON	0	0	0	1	0
		LOGAN	1	1	0	3	0
		MONROE	0	0	1	0	0
		MUHLENBERG	0	2	2	0	0
		NELSON	0	1	0	0	0
		OH	0	0	0	1	0
		OHIO	1	1	5	0	0
		Other	0	0	1	0	0
		SIMPSON	0	0	0	1	0

ADD – Area Development District

**2025 ANNUAL KENTUCKY LONG TERM CARE UTILIZATION AND SERVICE REPORT**

**Table 30 - 2025 Kentucky Long Term Care Facility Patient Origin  
Facility ADD and Facility by Patient County of Residence**

ADD	Facility Name	Patient County (or non-KY state abbr.)	Under 65	65-74	75-84	Over 85	Unknown
		WARREN	3	5	3	3	0
		WHITLEY	0	0	1	0	0
		<b>Total</b>	<b>15</b>	<b>27</b>	<b>49</b>	<b>29</b>	<b>0</b>
	NHC HealthCare, Glasgow						
		ADAIR	0	0	1	1	0
		ALLEN	0	1	0	1	0
		BARREN	12	10	38	39	0
		CUMBERLAND	0	0	0	11	0
		EDMONSON	0	1	0	1	0
		HARDIN	1	0	0	0	0
		HART	1	0	3	1	0
		METCALFE	1	5	5	6	0
		TN	0	0	1	0	0
		WARREN	1	2	2	6	0
		WHITLEY	0	1	0	0	0
		<b>Total</b>	<b>16</b>	<b>20</b>	<b>50</b>	<b>66</b>	<b>0</b>
	Signature Healthcare of Bowling Green						
		ALLEN	2	1	3	2	0
		BARREN	0	3	2	0	0
		BUTLER	2	2	1	1	0
		CLINTON	0	0	0	1	0
		DAVISS	0	0	2	0	0
		HOPKINS	0	0	1	1	0

ADD – Area Development District

**2025 ANNUAL KENTUCKY LONG TERM CARE UTILIZATION AND SERVICE REPORT**

**Table 30 - 2025 Kentucky Long Term Care Facility Patient Origin  
Facility ADD and Facility by Patient County of Residence**

ADD	Facility Name	Patient County (or non-KY state abbr.)	Under 65	65-74	75-84	Over 85	Unknown
		JEFFERSON	1	1	1	0	0
		KNOX	0	0	1	0	0
		LOGAN	2	1	2	2	0
		MCCREARY	0	1	0	0	0
		MONTGOMERY	0	0	1	0	0
		OHIO	0	0	0	1	0
		SIMPSON	2	0	2	1	0
		WARREN	15	26	43	19	0
		<b>Total</b>	<b>24</b>	<b>35</b>	<b>59</b>	<b>28</b>	<b>0</b>

Signature Healthcare of Glasgow Rehab and Wellness Center

		ADAIR	1	3	1	0	0
		BARREN	9	8	9	11	0
		CUMBERLAND	0	0	0	1	0
		HARDIN	0	0	1	0	0
		HART	0	0	2	1	0
		JEFFERSON	0	1	0	0	0
		LINCOLN	0	0	0	1	0
		METCALFE	1	1	1	2	0
		MONROE	0	1	1	0	0
		WARREN	0	0	1	0	0
		<b>Total</b>	<b>11</b>	<b>14</b>	<b>16</b>	<b>16</b>	<b>0</b>

Signature Healthcare of Hart County

		ADAIR	1	0	0	0	0
--	--	-------	---	---	---	---	---

ADD – Area Development District

**2025 ANNUAL KENTUCKY LONG TERM CARE UTILIZATION AND SERVICE REPORT**

**Table 30 - 2025 Kentucky Long Term Care Facility Patient Origin  
Facility ADD and Facility by Patient County of Residence**

ADD	Facility Name	Patient County (or non-KY state abbr.)	Under 65	65-74	75-84	Over 85	Unknown
		ALLEN	1	0	0	0	0
		BARREN	3	4	7	4	0
		CUMBERLAND	0	0	0	1	0
		EDMONSON	0	1	1	0	0
		GRAYSON	0	0	1	0	0
		GREEN	1	0	0	0	0
		HARDIN	0	0	1	0	0
		HART	11	11	17	14	0
		IN	0	1	0	0	0
		JEFFERSON	0	0	2	1	0
		LARUE	0	1	0	0	0
		MCCRACKEN	1	0	0	0	0
		METCALFE	1	2	1	1	0
		SIMPSON	1	0	0	0	0
		WARREN	1	2	0	1	0
		<b>Total</b>	<b>21</b>	<b>22</b>	<b>30</b>	<b>22</b>	<b>0</b>
	Signature HealthCare of Monroe County Rehab						
		BARREN	0	1	1	2	0
		METCALFE	1	0	1	1	0
		MONROE	9	11	18	26	0
		RUSSELL	1	0	0	0	0
		SCOTT	0	0	0	1	0
		TAYLOR	0	1	0	0	0

ADD – Area Development District

**2025 ANNUAL KENTUCKY LONG TERM CARE UTILIZATION AND SERVICE REPORT**

**Table 30 - 2025 Kentucky Long Term Care Facility Patient Origin  
Facility ADD and Facility by Patient County of Residence**

ADD	Facility Name	Patient County (or non-KY state abbr.)	Under 65	65-74	75-84	Over 85	Unknown
		TN	0	0	1	0	0
		WARREN	1	0	1	0	0
		<b>Total</b>	<b>12</b>	<b>13</b>	<b>22</b>	<b>30</b>	<b>0</b>
		<b>ADD:4 Total</b>	<b>254</b>	<b>346</b>	<b>537</b>	<b>445</b>	<b>4</b>
ADD:5	Baptist Health Hardin (NF)						
		GRAYSON	0	0	1	0	0
		HARDIN	0	2	2	4	0
		NELSON	0	1	0	1	0
		<b>Total</b>	<b>0</b>	<b>3</b>	<b>3</b>	<b>5</b>	<b>0</b>
	Bardstown Health and Rehabilitation						
		NELSON	4	15	20	10	0
		<b>Total</b>	<b>4</b>	<b>15</b>	<b>20</b>	<b>10</b>	<b>0</b>
	Brandenburg Nursing and Rehabilitation						
		BRECKINRIDGE	2	1	1	4	0
		CASEY	0	0	0	1	0
		DAVISS	0	0	0	2	0
		FAYETTE	1	1	0	0	0
		HARDIN	5	2	4	1	0
		JEFFERSON	3	2	1	1	0
		LARUE	1	0	0	0	0
		MEADE	4	3	6	6	0
		MUHLENBERG	1	0	0	0	0

ADD – Area Development District

**2025 ANNUAL KENTUCKY LONG TERM CARE UTILIZATION AND SERVICE REPORT**

**Table 30 - 2025 Kentucky Long Term Care Facility Patient Origin  
Facility ADD and Facility by Patient County of Residence**

ADD	Facility Name	Patient County (or non-KY state abbr.)	Under 65	65-74	75-84	Over 85	Unknown
		OHIO	0	0	1	0	0
		<b>Total</b>	<b>17</b>	<b>9</b>	<b>13</b>	<b>15</b>	<b>0</b>
	Breckinridge Memorial Nursing Facility						
		BRECKINRIDGE	2	0	2	13	0
		HANCOCK	0	0	1	0	0
		<b>Total</b>	<b>2</b>	<b>0</b>	<b>3</b>	<b>13</b>	<b>0</b>
	Elizabethtown Nursing and Rehab						
		BRECKINRIDGE	0	1	0	0	0
		BULLITT	0	0	1	0	0
		FAYETTE	2	0	0	1	0
		GRAYSON	0	1	0	1	0
		HARDIN	9	12	8	2	0
		HART	0	0	1	0	0
		HOPKINS	1	0	0	0	0
		JEFFERSON	4	2	1	0	0
		LARUE	1	2	0	0	0
		NELSON	3	0	0	0	0
		Other	0	1	0	0	0
		SHELBY	1	0	0	0	0
		TAYLOR	0	1	0	0	0
		<b>Total</b>	<b>21</b>	<b>20</b>	<b>11</b>	<b>4</b>	<b>0</b>

ADD – Area Development District

**2025 ANNUAL KENTUCKY LONG TERM CARE UTILIZATION AND SERVICE REPORT**

**Table 30 - 2025 Kentucky Long Term Care Facility Patient Origin  
Facility ADD and Facility by Patient County of Residence**

ADD	Facility Name	Patient County (or non-KY state abbr.)	Under 65	65-74	75-84	Over 85	Unknown
	Flaget Memorial Hospital NF	NELSON	0	0	0	0	0
		<b>Total</b>	<b>0</b>	<b>0</b>	<b>0</b>	<b>0</b>	<b>0</b>
	Grayson Nursing and Rehab Center	BRECKINRIDGE	0	0	2	1	0
		EDMONSON	0	0	1	2	0
		FRANKLIN	0	1	0	0	0
		GRAYSON	3	8	24	20	0
		HARDIN	0	0	1	1	0
		IN	0	0	1	0	0
		JEFFERSON	0	1	0	2	0
		LARUE	0	0	0	1	0
		MEADE	0	0	1	0	0
		OHIO	0	0	1	0	0
		Other	0	0	0	0	0
		WARREN	0	1	0	0	0
		<b>Total</b>	<b>3</b>	<b>11</b>	<b>31</b>	<b>27</b>	<b>0</b>
	Hardinsburg Nursing and Rehabilitation	BRECKINRIDGE	7	9	15	13	0
		BULLITT	0	1	0	0	0
		GRAYSON	0	0	1	0	0
		HARDIN	5	5	1	1	0

ADD – Area Development District

**2025 ANNUAL KENTUCKY LONG TERM CARE UTILIZATION AND SERVICE REPORT**

**Table 30 - 2025 Kentucky Long Term Care Facility Patient Origin  
Facility ADD and Facility by Patient County of Residence**

ADD	Facility Name	Patient County (or non-KY state abbr.)	Under 65	65-74	75-84	Over 85	Unknown
		OHIO	0	0	0	1	0
		Other	0	1	0	0	0
		<b>Total</b>	<b>12</b>	<b>16</b>	<b>17</b>	<b>15</b>	<b>0</b>
	Helmwood Healthcare Ctr. and Elizabeth Sanford Swope Personal Care						
		HARDIN	1	2	8	42	0
		WASHINGTON	0	0	1	0	0
		<b>Total</b>	<b>1</b>	<b>2</b>	<b>9</b>	<b>42</b>	<b>0</b>
	Kensington Nursing and Rehabilitation Center						
		BRECKINRIDGE	1	0	1	0	0
		BULLITT	0	0	1	0	0
		FRANKLIN	1	0	0	0	0
		GRAYSON	0	1	2	0	0
		GREEN	1	0	0	0	0
		HARDIN	4	20	14	13	0
		IL	1	0	0	0	0
		JEFFERSON	1	2	1	2	0
		LARUE	1	2	1	0	0
		MEADE	2	0	0	0	0
		NELSON	2	0	0	2	0
		TAYLOR	0	1	0	0	0
		<b>Total</b>	<b>14</b>	<b>26</b>	<b>20</b>	<b>17</b>	<b>0</b>
	Loretto Living Ctr. at Loretto Motherhouse Infirmary, Inc.						
		MARION	0	2	3	25	0

ADD – Area Development District

**2025 ANNUAL KENTUCKY LONG TERM CARE UTILIZATION AND SERVICE REPORT**

**Table 30 - 2025 Kentucky Long Term Care Facility Patient Origin  
Facility ADD and Facility by Patient County of Residence**

<b>ADD</b>	<b>Facility Name</b>	<b>Patient County (or non-KY state abbr.)</b>	<b>Under 65</b>	<b>65-74</b>	<b>75-84</b>	<b>Over 85</b>	<b>Unknown</b>
		MO	0	0	1	1	0
		NELSON	0	0	3	7	0
		TAYLOR	0	0	0	1	0
		WASHINGTON	0	0	1	3	0
		<b>Total</b>	<b>0</b>	<b>2</b>	<b>8</b>	<b>37</b>	<b>0</b>
Peridot Senior Living		HARDIN	0	3	1	18	0
		<b>Total</b>	<b>0</b>	<b>3</b>	<b>1</b>	<b>18</b>	<b>0</b>
Radcliff Veterans Center		BULLITT	0	0	2	0	0
		GRAYSON	0	0	0	1	0
		HARDIN	0	4	10	11	0
		JEFFERSON	0	3	9	10	0
		MEADE	0	0	2	1	0
		NELSON	0	0	0	1	0
		OLDHAM	0	0	0	1	0
		Other	0	0	2	0	0
		SIMPSON	0	1	0	0	0
		WARREN	0	0	1	0	0
		<b>Total</b>	<b>0</b>	<b>8</b>	<b>26</b>	<b>25</b>	<b>0</b>
Sansbury Care Center		JEFFERSON	0	0	0	1	0
		NELSON	0	0	1	11	0

ADD – Area Development District

**2025 ANNUAL KENTUCKY LONG TERM CARE UTILIZATION AND SERVICE REPORT**

**Table 30 - 2025 Kentucky Long Term Care Facility Patient Origin  
Facility ADD and Facility by Patient County of Residence**

ADD	Facility Name	Patient County (or non-KY state abbr.)	Under 65	65-74	75-84	Over 85	Unknown
		Other	0	0	0	4	0
		PULASKI	0	0	0	1	0
		WASHINGTON	0	0	5	16	0
		<b>Total</b>	<b>0</b>	<b>0</b>	<b>6</b>	<b>33</b>	<b>0</b>
	Signature Healthcare at Colonial Rehab						
		BULLITT	1	0	0	2	0
		FAYETTE	2	1	0	0	0
		FLOYD	1	0	0	0	0
		HARDIN	1	0	0	0	0
		JEFFERSON	1	0	1	0	0
		JESSAMINE	0	0	1	0	0
		MARION	0	0	1	1	0
		NELSON	2	10	14	13	0
		SHELBY	0	1	0	0	0
		WASHINGTON	0	1	1	0	0
		<b>Total</b>	<b>8</b>	<b>13</b>	<b>18</b>	<b>16</b>	<b>0</b>
	Signature Healthcare at North Hardin Rehab						
		BELL	1	0	0	0	0
		BRECKINRIDGE	0	1	1	0	0
		BULLITT	0	2	1	0	0
		GRAYSON	0	0	2	1	0
		HARDIN	13	17	23	16	0
		HART	1	0	0	0	0

ADD – Area Development District

**2025 ANNUAL KENTUCKY LONG TERM CARE UTILIZATION AND SERVICE REPORT**

**Table 30 - 2025 Kentucky Long Term Care Facility Patient Origin  
Facility ADD and Facility by Patient County of Residence**

ADD	Facility Name	Patient County (or non-KY state abbr.)	Under 65	65-74	75-84	Over 85	Unknown
		JEFFERSON	1	5	2	2	0
		LARUE	0	1	0	0	0
		MEADE	1	7	7	4	0
		NELSON	2	0	1	0	0
		Other	0	0	1	0	0
		PULASKI	0	0	1	0	0
		ROCKCASTLE	0	1	0	0	0
		TAYLOR	1	1	1	0	0
		<b>Total</b>	<b>20</b>	<b>35</b>	<b>40</b>	<b>23</b>	<b>0</b>

Signature Healthcare of Elizabethtown

	BRECKINRIDGE	0	2	2	0	0
	BULLITT	0	3	1	1	0
	GRAYSON	0	0	2	2	0
	HARDIN	8	23	36	19	0
	JEFFERSON	1	1	0	1	0
	LARUE	1	2	0	2	0
	MARION	0	0	1	0	0
	MEADE	0	1	2	0	0
	NELSON	0	0	1	1	0
	OLDHAM	1	0	0	0	0
	Other	0	1	0	2	0
	SPENCER	0	0	1	0	0
	TAYLOR	0	0	2	1	0

ADD – Area Development District

**2025 ANNUAL KENTUCKY LONG TERM CARE UTILIZATION AND SERVICE REPORT**

**Table 30 - 2025 Kentucky Long Term Care Facility Patient Origin  
Facility ADD and Facility by Patient County of Residence**

<b>ADD</b>	<b>Facility Name</b>	<b>Patient County (or non-KY state abbr.)</b>	<b>Under 65</b>	<b>65-74</b>	<b>75-84</b>	<b>Over 85</b>	<b>Unknown</b>
		WARREN	1	0	0	0	0
		<b>Total</b>	<b>12</b>	<b>33</b>	<b>48</b>	<b>29</b>	<b>0</b>
	Spring View Health and Rehab Center	BRECKINRIDGE	0	1	0	1	0
		GRAYSON	10	13	12	11	11
		HARDIN	4	2	0	3	0
		HART	1	0	0	0	0
		LINCOLN	0	0	1	0	0
		WARREN	0	0	1	0	0
		<b>Total</b>	<b>15</b>	<b>16</b>	<b>14</b>	<b>15</b>	<b>11</b>
	Springfield Nursing and Rehabilitation Center	BOYLE	3	0	1	0	0
		FAYETTE	2	0	0	0	0
		FRANKLIN	1	0	0	0	0
		HARDIN	0	0	1	0	0
		JEFFERSON	1	0	0	1	0
		JESSAMINE	1	0	0	0	0
		LEWIS	1	0	0	0	0
		MARION	3	4	6	0	0
		MCCREARY	0	0	1	0	0
		MERCER	0	1	1	0	0
		NELSON	0	4	1	1	0

ADD – Area Development District

**2025 ANNUAL KENTUCKY LONG TERM CARE UTILIZATION AND SERVICE REPORT**

**Table 30 - 2025 Kentucky Long Term Care Facility Patient Origin  
Facility ADD and Facility by Patient County of Residence**

ADD	Facility Name	Patient County (or non-KY state abbr.)	Under 65	65-74	75-84	Over 85	Unknown
		PULASKI	1	0	0	0	0
		RUSSELL	1	0	0	0	0
		SHELBY	1	0	1	0	0
		TAYLOR	1	0	0	0	0
		WASHINGTON	4	7	9	5	0
		<b>Total</b>	<b>20</b>	<b>16</b>	<b>21</b>	<b>7</b>	<b>0</b>
Sunrise Manor Nursing Home		EDMONSON	1	0	0	0	0
		GRAYSON	0	1	0	0	0
		GREEN	0	0	1	0	0
		HARDIN	4	9	14	14	0
		HART	2	1	3	0	0
		JEFFERSON	0	0	1	0	0
		KNOTT	0	1	0	0	0
		LARUE	2	9	14	17	0
		MARION	0	1	0	1	0
		MEADE	0	0	1	0	0
		MUHLENBERG	0	0	1	1	0
		NELSON	1	3	6	4	0
		PULASKI	0	0	1	0	0
		RUSSELL	0	0	1	0	0
		SPENCER	0	0	1	0	0
		TAYLOR	1	1	3	4	0

ADD – Area Development District

**2025 ANNUAL KENTUCKY LONG TERM CARE UTILIZATION AND SERVICE REPORT**

**Table 30 - 2025 Kentucky Long Term Care Facility Patient Origin  
Facility ADD and Facility by Patient County of Residence**

ADD	Facility Name	Patient County (or non-KY state abbr.)	Under 65	65-74	75-84	Over 85	Unknown
		WARREN	0	0	1	0	0
		<b>Total</b>	<b>11</b>	<b>26</b>	<b>48</b>	<b>41</b>	<b>0</b>
	The Village of Lebanon II, LLC (NF)						
		ADAIR	0	1	0	0	0
		ANDERSON	0	0	1	0	0
		BOYLE	0	0	0	1	0
		FAYETTE	1	0	0	0	0
		JESSAMINE	0	0	0	1	0
		LINCOLN	0	1	0	0	0
		MARION	0	6	8	17	0
		NELSON	0	1	0	2	0
		TAYLOR	0	0	1	1	0
		WASHINGTON	0	2	0	3	0
		<b>Total</b>	<b>1</b>	<b>11</b>	<b>10</b>	<b>25</b>	<b>0</b>
		<b>ADD:5 Total</b>	<b>161</b>	<b>265</b>	<b>367</b>	<b>417</b>	<b>11</b>
ADD:6	Bedford Springs Health and Rehabilitation						
		CARROLL	3	4	3	1	0
		DAVIESS	0	1	0	0	0
		HENRY	1	2	1	0	0
		IN	1	0	0	0	0
		JACKSON	1	0	0	0	0
		JEFFERSON	1	0	4	1	0

ADD – Area Development District

**2025 ANNUAL KENTUCKY LONG TERM CARE UTILIZATION AND SERVICE REPORT**

**Table 30 - 2025 Kentucky Long Term Care Facility Patient Origin  
Facility ADD and Facility by Patient County of Residence**

<b>ADD</b>	<b>Facility Name</b>	<b>Patient County (or non-KY state abbr.)</b>	<b>Under 65</b>	<b>65-74</b>	<b>75-84</b>	<b>Over 85</b>	<b>Unknown</b>
		LARUE	1	0	0	0	0
		NELSON	1	0	0	0	0
		OLDHAM	3	0	1	0	0
		Other	0	0	1	0	0
		SHELBY	1	0	0	1	0
		SPENCER	0	0	0	1	0
		TRIMBLE	6	0	7	4	0
		<b>Total</b>	<b>19</b>	<b>7</b>	<b>17</b>	<b>8</b>	<b>0</b>
Cedar Lake Lodge Park Place II		HENRY	0	0	0	0	0
		<b>Total</b>	<b>0</b>	<b>0</b>	<b>0</b>	<b>0</b>	<b>0</b>
Cherokee Park Rehabilitation		CHRISTIAN	0	0	0	1	0
		EDMONSON	0	0	0	1	0
		FAYETTE	0	0	0	1	0
		FRANKLIN	0	2	0	0	0
		HENRY	0	0	1	0	0
		JEFFERSON	6	16	17	14	0
		JOHNSON	0	0	1	0	0
		LARUE	1	0	0	0	0
		OLDHAM	0	1	0	0	0
		Other	7	8	10	8	0
		SHELBY	0	1	0	0	0

ADD – Area Development District

**2025 ANNUAL KENTUCKY LONG TERM CARE UTILIZATION AND SERVICE REPORT**

**Table 30 - 2025 Kentucky Long Term Care Facility Patient Origin  
Facility ADD and Facility by Patient County of Residence**

ADD	Facility Name	Patient County (or non-KY state abbr.)	Under 65	65-74	75-84	Over 85	Unknown
		WV	1	0	0	0	0
		<b>Total</b>	<b>15</b>	<b>28</b>	<b>29</b>	<b>25</b>	<b>0</b>
	Chestnut Ridge Health & Rehab						
		CLARK	0	1	1	0	0
		FAYETTE	1	0	0	0	0
		FLOYD	1	0	0	0	0
		GRAYSON	1	0	0	0	0
		JEFFERSON	27	25	6	6	1
		<b>Total</b>	<b>30</b>	<b>26</b>	<b>7</b>	<b>6</b>	<b>1</b>
	Clifton Heights						
		FRANKLIN	0	2	1	0	0
		JEFFERSON	32	20	9	3	0
		OLDHAM	5	0	3	0	0
		SHELBY	3	5	2	1	0
		<b>Total</b>	<b>40</b>	<b>27</b>	<b>15</b>	<b>4</b>	<b>0</b>
	Colonial House of Shepherdsville						
		BULLITT	0	0	0	0	0
		<b>Total</b>	<b>0</b>	<b>0</b>	<b>0</b>	<b>0</b>	<b>0</b>
	Crescent Grove Memory and Personal Care Community and Sam Swope Center						
		BARREN	0	0	1	0	0
		BOONE	0	0	0	1	0
		HANCOCK	0	0	1	0	0

ADD – Area Development District

**2025 ANNUAL KENTUCKY LONG TERM CARE UTILIZATION AND SERVICE REPORT**

**Table 30 - 2025 Kentucky Long Term Care Facility Patient Origin  
Facility ADD and Facility by Patient County of Residence**

ADD	Facility Name	Patient County (or non-KY state abbr.)	Under 65	65-74	75-84	Over 85	Unknown
		HENRY	0	0	0	1	0
		IN	1	0	0	0	0
		JEFFERSON	4	8	20	40	0
		NELSON	1	0	0	0	0
		Other	0	0	3	48	0
		SHELBY	0	0	1	0	0
		TN	0	0	0	1	0
		<b>Total</b>	<b>6</b>	<b>8</b>	<b>26</b>	<b>91</b>	<b>0</b>
Crestview Center		SHELBY	1	6	14	35	0
		<b>Total</b>	<b>1</b>	<b>6</b>	<b>14</b>	<b>35</b>	<b>0</b>
Del Maria ICF/IID		Other	0	0	0	0	0
		<b>Total</b>	<b>0</b>	<b>0</b>	<b>0</b>	<b>0</b>	<b>0</b>
Eastern Star Home in KY		BARREN	0	0	0	1	0
		JEFFERSON	0	0	3	10	0
		MEADE	0	0	1	0	0
		<b>Total</b>	<b>0</b>	<b>0</b>	<b>4</b>	<b>11</b>	<b>0</b>
Eastway Health and Rehabilitation		BOYD	1	0	0	0	0
		BULLITT	1	0	0	0	0
		CHRISTIAN	1	0	0	0	0

ADD – Area Development District

**2025 ANNUAL KENTUCKY LONG TERM CARE UTILIZATION AND SERVICE REPORT**

**Table 30 - 2025 Kentucky Long Term Care Facility Patient Origin  
Facility ADD and Facility by Patient County of Residence**

<b>ADD</b>	<b>Facility Name</b>	<b>Patient County (or non-KY state abbr.)</b>	<b>Under 65</b>	<b>65-74</b>	<b>75-84</b>	<b>Over 85</b>	<b>Unknown</b>
		CLARK	0	2	0	0	0
		FAYETTE	0	1	0	0	0
		FRANKLIN	0	1	0	0	0
		HARDIN	2	0	0	0	0
		JEFFERSON	48	52	25	20	0
		OLDHAM	0	1	0	0	0
		SHELBY	1	0	0	1	0
		SPENCER	1	0	0	0	0
		<b>Total</b>	<b>55</b>	<b>57</b>	<b>25</b>	<b>21</b>	<b>0</b>
	Essex Rehabilitation and Healthcare Center						
		BRECKINRIDGE	0	1	0	0	0
		BULLITT	0	0	4	2	0
		FAYETTE	0	1	0	0	0
		HARDIN	0	1	0	0	0
		JEFFERSON	6	30	40	27	0
		MARSHALL	0	1	0	0	0
		OH	0	0	0	1	0
		TN	0	0	1	0	0
		<b>Total</b>	<b>6</b>	<b>34</b>	<b>45</b>	<b>30</b>	<b>0</b>
	Forest Springs Health Campus						
		BULLITT	0	0	0	1	0
		CHRISTIAN	0	0	1	0	0
		CLARK	0	0	1	0	0

ADD – Area Development District

**2025 ANNUAL KENTUCKY LONG TERM CARE UTILIZATION AND SERVICE REPORT**

**Table 30 - 2025 Kentucky Long Term Care Facility Patient Origin  
Facility ADD and Facility by Patient County of Residence**

<b>ADD</b>	<b>Facility Name</b>	<b>Patient County (or non-KY state abbr.)</b>	<b>Under 65</b>	<b>65-74</b>	<b>75-84</b>	<b>Over 85</b>	<b>Unknown</b>
		FLOYD	0	0	1	0	0
		FRANKLIN	0	0	0	1	0
		IN	0	0	0	1	0
		JEFFERSON	1	3	15	21	0
		OLDHAM	1	0	2	3	0
		SHELBY	0	0	0	1	0
		<b>Total</b>	<b>2</b>	<b>3</b>	<b>20</b>	<b>28</b>	<b>0</b>
	Franciscan Health Care Center						
		BULLITT	0	1	0	1	0
		CHRISTIAN	0	0	1	0	0
		JEFFERSON	8	12	12	23	0
		Other	3	0	9	7	0
		<b>Total</b>	<b>11</b>	<b>13</b>	<b>22</b>	<b>31</b>	<b>0</b>
	Glen Ridge Health Campus						
		JEFFERSON	1	11	27	26	0
		<b>Total</b>	<b>1</b>	<b>11</b>	<b>27</b>	<b>26</b>	<b>0</b>
	Green Meadows Health and Rehabilitation						
		BULLITT	4	9	15	35	0
		JEFFERSON	2	6	8	8	0
		NELSON	0	0	4	0	0
		SPENCER	0	4	2	2	0
		<b>Total</b>	<b>6</b>	<b>19</b>	<b>29</b>	<b>45</b>	<b>0</b>

ADD – Area Development District

**2025 ANNUAL KENTUCKY LONG TERM CARE UTILIZATION AND SERVICE REPORT**

**Table 30 - 2025 Kentucky Long Term Care Facility Patient Origin  
Facility ADD and Facility by Patient County of Residence**

ADD	Facility Name	Patient County (or non-KY state abbr.)	Under 65	65-74	75-84	Over 85	Unknown
	Hazelwood Center	Other	0	0	0	0	0
		<b>Total</b>	<b>0</b>	<b>0</b>	<b>0</b>	<b>0</b>	<b>0</b>
	Highlands Nursing and Rehabilitation Center	IN	21	31	55	34	2
		<b>Total</b>	<b>21</b>	<b>31</b>	<b>55</b>	<b>34</b>	<b>2</b>
	Home of the Innocents	BARREN	1	0	0	0	0
		BOONE	3	0	0	0	0
		CAMPBELL	1	0	0	0	0
		DAVIESS	1	0	0	0	0
		EDMONSON	1	0	0	0	0
		FAYETTE	2	0	0	0	0
		FRANKLIN	1	0	0	0	0
		GRANT	2	0	0	0	0
		GRAVES	2	0	0	0	0
		GRAYSON	1	0	0	0	0
		HARDIN	2	0	0	0	0
		HENDERSON	1	0	0	0	0
		HENRY	1	0	0	0	0
		HICKMAN	2	0	0	0	0
		IL	1	0	0	0	0

ADD – Area Development District

**2025 ANNUAL KENTUCKY LONG TERM CARE UTILIZATION AND SERVICE REPORT**

**Table 30 - 2025 Kentucky Long Term Care Facility Patient Origin  
Facility ADD and Facility by Patient County of Residence**

ADD	Facility Name	Patient County (or non-KY state abbr.)	Under 65	65-74	75-84	Over 85	Unknown
		IN	1	0	0	0	0
		JEFFERSON	32	0	0	0	0
		KENTON	3	0	0	0	0
		LAUREL	1	0	0	0	0
		LEE	1	0	0	0	0
		MADISON	1	0	0	0	0
		MARION	1	0	0	0	0
		MUHLENBERG	2	0	0	0	0
		NICHOLAS	1	0	0	0	0
		OH	1	0	0	0	0
		OLDHAM	2	0	0	0	0
		Other	1	0	0	0	0
		PIKE	1	0	0	0	0
		PULASKI	1	0	0	0	0
		SHELBY	1	0	0	0	0
		<b>Total</b>	<b>72</b>	<b>0</b>	<b>0</b>	<b>0</b>	<b>0</b>
Jeffersontown Rehabilitation		BULLITT	1	1	3	0	0
		HARDIN	0	1	0	0	0
		JEFFERSON	15	21	20	25	0
		MERCER	1	0	0	0	0
		SHELBY	0	1	1	0	0

ADD – Area Development District

**2025 ANNUAL KENTUCKY LONG TERM CARE UTILIZATION AND SERVICE REPORT**

**Table 30 - 2025 Kentucky Long Term Care Facility Patient Origin  
Facility ADD and Facility by Patient County of Residence**

ADD	Facility Name	Patient County (or non-KY state abbr.)	Under 65	65-74	75-84	Over 85	Unknown
		SPENCER	0	0	1	0	0
		<b>Total</b>	<b>17</b>	<b>24</b>	<b>25</b>	<b>25</b>	<b>0</b>
	Kindred Hospital - Louisville (SNF)						
		ADAIR	1	0	0	0	0
		CLARK	0	2	0	0	0
		FAYETTE	2	0	0	0	0
		FLOYD	0	0	1	0	0
		FRANKLIN	1	0	0	0	0
		GALLATIN	1	0	0	0	0
		HARDIN	3	1	0	0	0
		IN	0	1	0	0	0
		JEFFERSON	12	4	2	0	0
		MADISON	1	0	0	0	0
		MEADE	1	0	0	0	0
		MONROE	1	0	0	0	0
		OLDHAM	2	0	0	0	0
		PERRY	0	0	1	0	0
		TAYLOR	1	0	0	0	0
		TODD	1	0	0	0	0
		WASHINGTON	1	0	0	0	0
		WOODFORD	1	0	0	0	0
		<b>Total</b>	<b>29</b>	<b>8</b>	<b>4</b>	<b>0</b>	<b>0</b>

ADD – Area Development District

**2025 ANNUAL KENTUCKY LONG TERM CARE UTILIZATION AND SERVICE REPORT**

**Table 30 - 2025 Kentucky Long Term Care Facility Patient Origin  
Facility ADD and Facility by Patient County of Residence**

<b>ADD</b>	<b>Facility Name</b>	<b>Patient County (or non-KY state abbr.)</b>	<b>Under 65</b>	<b>65-74</b>	<b>75-84</b>	<b>Over 85</b>	<b>Unknown</b>
	Clondike Nursing and Rehabilitation Center	HARDIN	1	0	0	0	0
		JEFFERSON	13	23	20	4	0
		MARION	0	1	0	0	0
		<b>Total</b>	<b>14</b>	<b>24</b>	<b>20</b>	<b>4</b>	<b>0</b>
	Little Sisters of the Poor	ADAIR	0	0	1	0	0
		HARLAN	0	1	0	0	0
		JEFFERSON	0	0	3	12	0
		Other	0	1	3	9	0
		<b>Total</b>	<b>0</b>	<b>2</b>	<b>7</b>	<b>21</b>	<b>0</b>
	Louisville East Post Acute	BELL	1	0	0	0	0
		BRECKINRIDGE	0	0	1	0	0
		BULLITT	1	0	0	1	0
		CAMPBELL	0	1	0	0	0
		CLARK	1	0	0	0	0
		CLAY	1	0	0	0	0
		ESTILL	1	0	0	0	0
		FAYETTE	3	0	0	0	0
		FRANKLIN	0	0	1	0	0
		HARDIN	1	0	0	0	0
		JEFFERSON	34	28	36	42	0

ADD – Area Development District

**2025 ANNUAL KENTUCKY LONG TERM CARE UTILIZATION AND SERVICE REPORT**

**Table 30 - 2025 Kentucky Long Term Care Facility Patient Origin  
Facility ADD and Facility by Patient County of Residence**

<b>ADD</b>	<b>Facility Name</b>	<b>Patient County (or non-KY state abbr.)</b>	<b>Under 65</b>	<b>65-74</b>	<b>75-84</b>	<b>Over 85</b>	<b>Unknown</b>
		KENTON	1	0	0	0	0
		LINCOLN	1	0	0	0	0
		NELSON	0	0	1	0	0
		OLDHAM	1	1	0	0	0
		PERRY	1	0	0	0	0
		SCOTT	1	0	0	0	0
		SPENCER	1	0	0	0	0
		WAYNE	1	0	0	0	0
		WOODFORD	1	0	0	0	0
		<b>Total</b>	<b>51</b>	<b>30</b>	<b>39</b>	<b>43</b>	<b>0</b>
Louisville Protestant Altenheim		BULLITT	0	0	1	0	0
		JEFFERSON	0	1	0	10	0
		<b>Total</b>	<b>0</b>	<b>1</b>	<b>1</b>	<b>10</b>	<b>0</b>
Lyndon Crossing		BULLITT	1	0	0	1	0
		FAYETTE	0	0	2	1	0
		JEFFERSON	49	35	26	12	0
		<b>Total</b>	<b>50</b>	<b>35</b>	<b>28</b>	<b>14</b>	<b>0</b>
Maple Grove Senior Living LLC		ANDERSON	0	0	5	7	0
		FRANKLIN	0	0	4	7	0
		HENRY	0	1	3	0	0

ADD – Area Development District

**2025 ANNUAL KENTUCKY LONG TERM CARE UTILIZATION AND SERVICE REPORT**

**Table 30 - 2025 Kentucky Long Term Care Facility Patient Origin  
Facility ADD and Facility by Patient County of Residence**

ADD	Facility Name	Patient County (or non-KY state abbr.)	Under 65	65-74	75-84	Over 85	Unknown
		JEFFERSON	0	0	8	1	0
		SHELBY	0	2	22	8	0
		SPENCER	0	0	3	0	0
		<b>Total</b>	<b>0</b>	<b>3</b>	<b>45</b>	<b>23</b>	<b>0</b>
Meadows ICF/IID		Other	0	0	0	0	0
		<b>Total</b>	<b>0</b>	<b>0</b>	<b>0</b>	<b>0</b>	<b>0</b>
Nazareth Home		BOYLE	0	0	1	0	0
		BRECKINRIDGE	0	0	1	1	0
		BULLITT	0	0	0	1	0
		CLARK	0	0	1	1	0
		FLOYD	0	0	0	1	0
		JEFFERSON	2	7	35	49	0
		NELSON	0	0	3	5	0
		WAYNE	0	0	1	0	0
		<b>Total</b>	<b>2</b>	<b>7</b>	<b>42</b>	<b>58</b>	<b>0</b>
Nazareth Home Clifton		HANCOCK	0	0	1	0	0
		IN	1	0	1	1	0
		JEFFERSON	2	20	29	46	0
		LEE	0	0	1	0	0

ADD – Area Development District

**2025 ANNUAL KENTUCKY LONG TERM CARE UTILIZATION AND SERVICE REPORT**

**Table 30 - 2025 Kentucky Long Term Care Facility Patient Origin  
Facility ADD and Facility by Patient County of Residence**

<b>ADD</b>	<b>Facility Name</b>	<b>Patient County (or non-KY state abbr.)</b>	<b>Under 65</b>	<b>65-74</b>	<b>75-84</b>	<b>Over 85</b>	<b>Unknown</b>
		Other	0	1	0	0	0
		<b>Total</b>	<b>3</b>	<b>21</b>	<b>32</b>	<b>47</b>	<b>0</b>
	New Castle Nursing and Rehab						
		BREATHITT	1	0	0	0	0
		CLARK	0	0	1	0	0
		FAYETTE	0	0	1	0	0
		FRANKLIN	0	0	1	1	0
		HARDIN	0	0	1	0	0
		HENRY	6	8	9	13	0
		JEFFERSON	2	0	0	2	0
		OLDHAM	0	1	1	1	0
		OWEN	0	0	0	1	0
		SHELBY	1	2	1	1	0
		TRIMBLE	0	0	1	0	0
		<b>Total</b>	<b>10</b>	<b>11</b>	<b>16</b>	<b>19</b>	<b>0</b>
	Park Terrace Health Campus						
		JEFFERSON	4	18	24	34	0
		<b>Total</b>	<b>4</b>	<b>18</b>	<b>24</b>	<b>34</b>	<b>0</b>
	Parkwood Health and Rehabilitation						
		JEFFERSON	0	0	0	0	64
		<b>Total</b>	<b>0</b>	<b>0</b>	<b>0</b>	<b>0</b>	<b>64</b>

ADD – Area Development District

**2025 ANNUAL KENTUCKY LONG TERM CARE UTILIZATION AND SERVICE REPORT**

**Table 30 - 2025 Kentucky Long Term Care Facility Patient Origin  
Facility ADD and Facility by Patient County of Residence**

ADD	Facility Name	Patient County (or non-KY state abbr.)	Under 65	65-74	75-84	Over 85	Unknown
	Regency Center						
		BULLITT	0	1	0	1	0
		FRANKLIN	1	0	0	0	0
		GRAYSON	0	1	0	0	0
		HARLAN	0	0	1	0	0
		JEFFERSON	37	27	23	16	0
		OLDHAM	0	1	0	0	0
		<b>Total</b>	<b>38</b>	<b>30</b>	<b>24</b>	<b>17</b>	<b>0</b>
	Richwood Nursing and Rehab						
		CARROLL	0	1	5	0	0
		FAYETTE	0	1	2	0	0
		FRANKLIN	0	1	0	0	0
		GREEN	0	0	0	1	0
		HARRISON	0	0	1	0	0
		HENRY	0	1	6	2	0
		IN	0	2	2	0	0
		JEFFERSON	3	4	15	7	0
		JOHNSON	0	1	0	0	0
		LARUE	0	0	2	0	0
		MADISON	0	0	1	0	0
		OH	0	0	1	0	0
		OLDHAM	1	6	19	10	0
		SHELBY	1	3	0	0	0

ADD – Area Development District

**2025 ANNUAL KENTUCKY LONG TERM CARE UTILIZATION AND SERVICE REPORT**

**Table 30 - 2025 Kentucky Long Term Care Facility Patient Origin  
Facility ADD and Facility by Patient County of Residence**

ADD	Facility Name	Patient County (or non-KY state abbr.)	Under 65	65-74	75-84	Over 85	Unknown
		TRIMBLE	0	2	0	0	0
		WASHINGTON	1	1	0	0	0
		<b>Total</b>	<b>6</b>	<b>23</b>	<b>54</b>	<b>20</b>	<b>0</b>
	River Oaks Health and Rehabilitation						
		BULLITT	0	1	0	0	0
		IN	0	0	1	0	0
		JEFFERSON	13	25	32	19	0
		NELSON	0	0	1	0	0
		<b>Total</b>	<b>13</b>	<b>26</b>	<b>34</b>	<b>19</b>	<b>0</b>
	Sanders Ridge Health Campus						
		BULLITT	0	3	8	5	0
		JEFFERSON	2	0	8	10	0
		NELSON	0	1	3	9	0
		SCOTT	0	0	1	0	0
		SPENCER	0	0	1	0	0
		<b>Total</b>	<b>2</b>	<b>4</b>	<b>21</b>	<b>24</b>	<b>0</b>
	Seneca Place						
		BULLITT	0	1	0	1	0
		CARROLL	1	0	0	0	0
		FRANKLIN	1	3	1	1	0
		HENRY	0	0	1	0	0
		JEFFERSON	20	37	23	13	0
		MADISON	0	0	1	0	0

ADD – Area Development District

**2025 ANNUAL KENTUCKY LONG TERM CARE UTILIZATION AND SERVICE REPORT**

**Table 30 - 2025 Kentucky Long Term Care Facility Patient Origin  
Facility ADD and Facility by Patient County of Residence**

<b>ADD</b>	<b>Facility Name</b>	<b>Patient County (or non-KY state abbr.)</b>	<b>Under 65</b>	<b>65-74</b>	<b>75-84</b>	<b>Over 85</b>	<b>Unknown</b>
		OLDHAM	0	1	1	0	0
		ROWAN	0	1	0	0	0
		SHELBY	1	1	0	0	0
		SPENCER	0	1	0	1	0
		<b>Total</b>	<b>23</b>	<b>45</b>	<b>27</b>	<b>16</b>	<b>0</b>
	Signature Healthcare at Jefferson Manor Rehab						
		BULLITT	1	0	2	0	0
		CASEY	0	0	0	1	0
		DAVIESS	0	0	1	0	0
		FLOYD	0	1	0	0	0
		HENRY	0	1	0	0	0
		JEFFERSON	11	16	32	16	0
		LOGAN	0	1	0	0	0
		NELSON	0	0	1	0	0
		OLDHAM	2	0	1	2	0
		PERRY	0	1	0	0	0
		SPENCER	0	1	0	0	0
		<b>Total</b>	<b>14</b>	<b>21</b>	<b>37</b>	<b>19</b>	<b>0</b>
	Signature Healthcare at Jefferson Place Rehab						
		BOONE	0	0	0	0	0
		BOYLE	0	0	1	0	0
		BULLITT	0	0	3	0	0
		HARDIN	0	1	0	1	0

ADD – Area Development District

**2025 ANNUAL KENTUCKY LONG TERM CARE UTILIZATION AND SERVICE REPORT**

**Table 30 - 2025 Kentucky Long Term Care Facility Patient Origin  
Facility ADD and Facility by Patient County of Residence**

ADD	Facility Name	Patient County (or non-KY state abbr.)	Under 65	65-74	75-84	Over 85	Unknown
		IN	0	1	0	0	0
		JEFFERSON	7	7	26	23	0
		OLDHAM	0	2	6	0	0
		SHELBY	0	1	0	0	0
		SPENCER	0	0	1	0	0
		<b>Total</b>	<b>7</b>	<b>12</b>	<b>37</b>	<b>24</b>	<b>0</b>
	Signature Healthcare at Rockford Rehab						
		CARROLL	0	0	1	0	0
		DAVISS	0	1	0	0	0
		GRAYSON	1	0	0	0	0
		HANCOCK	0	0	1	0	0
		HARDIN	0	1	0	0	0
		JEFFERSON	22	30	17	16	0
		LARUE	0	1	0	0	0
		LOGAN	1	0	0	0	0
		MEADE	0	0	1	0	0
		NELSON	0	1	0	0	0
		PIKE	0	1	0	0	0
		TAYLOR	0	1	0	0	0
		WARREN	1	0	0	0	0
		<b>Total</b>	<b>25</b>	<b>36</b>	<b>20</b>	<b>16</b>	<b>0</b>
	Signature Healthcare at Summerfield Rehab and Wellness						
		BULLITT	1	1	0	0	0

ADD – Area Development District

**2025 ANNUAL KENTUCKY LONG TERM CARE UTILIZATION AND SERVICE REPORT**

**Table 30 - 2025 Kentucky Long Term Care Facility Patient Origin  
Facility ADD and Facility by Patient County of Residence**

<b>ADD</b>	<b>Facility Name</b>	<b>Patient County (or non-KY state abbr.)</b>	<b>Under 65</b>	<b>65-74</b>	<b>75-84</b>	<b>Over 85</b>	<b>Unknown</b>
		FRANKLIN	0	1	0	0	0
		JEFFERSON	17	24	35	22	0
		MCCRACKEN	0	1	0	0	0
		<b>Total</b>	<b>18</b>	<b>27</b>	<b>35</b>	<b>22</b>	<b>0</b>
	Signature Healthcare of East Louisville						
		BULLITT	3	0	0	1	0
		FAYETTE	0	2	0	0	0
		FRANKLIN	1	0	0	0	0
		GRAYSON	0	1	0	0	0
		HARDIN	1	0	2	0	0
		HART	0	1	0	0	0
		HENRY	0	1	0	0	0
		JEFFERSON	18	37	31	13	0
		NELSON	1	2	0	0	0
		OLDHAM	0	3	0	0	0
		SHELBY	1	0	0	0	0
		SPENCER	0	2	0	0	0
		<b>Total</b>	<b>25</b>	<b>49</b>	<b>33</b>	<b>14</b>	<b>0</b>
	Signature Healthcare of South Louisville						
		BULLITT	1	1	2	0	0
		HARDIN	1	0	0	0	0
		JEFFERSON	12	33	31	14	0
		NELSON	0	0	1	0	0

ADD – Area Development District

**2025 ANNUAL KENTUCKY LONG TERM CARE UTILIZATION AND SERVICE REPORT**

**Table 30 - 2025 Kentucky Long Term Care Facility Patient Origin  
Facility ADD and Facility by Patient County of Residence**

<b>ADD</b>	<b>Facility Name</b>	<b>Patient County (or non-KY state abbr.)</b>	<b>Under 65</b>	<b>65-74</b>	<b>75-84</b>	<b>Over 85</b>	<b>Unknown</b>
		WAYNE	0	0	1	0	0
		<b>Total</b>	<b>14</b>	<b>34</b>	<b>35</b>	<b>14</b>	<b>0</b>
	Signature Healthcare of Spencer County						
		BRECKINRIDGE	0	0	0	1	0
		BULLITT	2	4	5	2	0
		CARROLL	0	0	1	0	0
		FRANKLIN	1	0	0	0	0
		HENRY	0	1	2	1	0
		JEFFERSON	0	3	4	3	0
		JESSAMINE	0	1	0	0	0
		MARION	0	0	1	0	0
		MCCRACKEN	1	0	0	0	0
		NELSON	1	4	2	2	0
		OLDHAM	0	0	2	0	0
		Other	0	0	1	0	0
		SHELBY	5	6	5	3	0
		SPENCER	2	11	8	8	0
		TAYLOR	0	1	0	0	0
		WASHINGTON	0	1	0	1	0
		<b>Total</b>	<b>12</b>	<b>32</b>	<b>31</b>	<b>21</b>	<b>0</b>
	Sycamore Heights Health and Rehab						
		JEFFERSON	16	31	31	10	0

ADD – Area Development District

**2025 ANNUAL KENTUCKY LONG TERM CARE UTILIZATION AND SERVICE REPORT**

**Table 30 - 2025 Kentucky Long Term Care Facility Patient Origin  
Facility ADD and Facility by Patient County of Residence**

ADD	Facility Name	Patient County (or non-KY state abbr.)	Under 65	65-74	75-84	Over 85	Unknown
		LARUE	0	0	0	1	0
		MEADE	0	0	0	1	0
		OLDHAM	1	0	0	0	0
		<b>Total</b>	<b>17</b>	<b>31</b>	<b>31</b>	<b>12</b>	<b>0</b>
	The Episcopal Church Home						
		HARDIN	0	0	0	2	0
		JEFFERSON	0	0	7	15	0
		SHELBY	0	0	0	1	0
		<b>Total</b>	<b>0</b>	<b>0</b>	<b>7</b>	<b>18</b>	<b>0</b>
	The Pinnacle of Louisville						
		JEFFERSON	1	5	13	27	0
		<b>Total</b>	<b>1</b>	<b>5</b>	<b>13</b>	<b>27</b>	<b>0</b>
	The Springs at Oldham Reserve						
		EDMONSON	0	0	0	1	0
		FRANKLIN	0	0	1	0	0
		HENRY	0	2	2	2	0
		JEFFERSON	0	0	4	7	0
		OLDHAM	0	2	10	10	0
		Other	0	0	1	1	0
		SHELBY	0	0	1	1	0
		TRIMBLE	0	0	0	2	0
		WARREN	0	0	0	1	0

ADD – Area Development District

**2025 ANNUAL KENTUCKY LONG TERM CARE UTILIZATION AND SERVICE REPORT**

**Table 30 - 2025 Kentucky Long Term Care Facility Patient Origin  
Facility ADD and Facility by Patient County of Residence**

ADD	Facility Name	Patient County (or non-KY state abbr.)	Under 65	65-74	75-84	Over 85	Unknown
		WAYNE	0	0	1	0	0
		<b>Total</b>	<b>0</b>	<b>4</b>	<b>20</b>	<b>25</b>	<b>0</b>
	The Springs at Stony Brook						
		BULLITT	0	0	1	1	0
		FAYETTE	1	0	0	0	0
		JEFFERSON	0	2	7	7	0
		OLDHAM	0	0	0	1	0
		Other	0	3	10	14	0
		SHELBY	0	0	1	0	0
		<b>Total</b>	<b>1</b>	<b>5</b>	<b>19</b>	<b>23</b>	<b>0</b>
	The Willows at Springhurst						
		BULLITT	0	0	0	1	0
		FAYETTE	0	1	0	0	0
		JEFFERSON	2	6	18	16	0
		OLDHAM	0	1	2	1	0
		SPENCER	0	0	1	0	0
		<b>Total</b>	<b>2</b>	<b>8</b>	<b>21</b>	<b>18</b>	<b>0</b>
	Treyton Oaks Towers						
		BULLITT	0	0	0	1	0
		FAYETTE	0	0	0	1	0
		HOPKINS	0	0	1	0	0
		IN	0	0	0	1	0

ADD – Area Development District

**2025 ANNUAL KENTUCKY LONG TERM CARE UTILIZATION AND SERVICE REPORT**

**Table 30 - 2025 Kentucky Long Term Care Facility Patient Origin  
Facility ADD and Facility by Patient County of Residence**

ADD	Facility Name	Patient County (or non-KY state abbr.)	Under 65	65-74	75-84	Over 85	Unknown
		JEFFERSON	1	6	17	26	0
		SHELBY	0	0	0	1	0
		WASHINGTON	0	0	0	1	0
		<b>Total</b>	<b>1</b>	<b>6</b>	<b>18</b>	<b>31</b>	<b>0</b>
Valhalla Post Acute		BULLITT	2	1	2	0	0
		CARROLL	0	1	0	0	0
		FRANKLIN	1	0	0	0	0
		HENRY	1	1	0	0	0
		IN	0	1	0	0	0
		JEFFERSON	35	25	38	30	0
		NELSON	0	1	0	1	0
		OLDHAM	2	3	4	0	0
		Other	0	0	0	1	0
		SCOTT	1	0	0	0	0
		SHELBY	1	4	1	3	0
		TAYLOR	1	0	0	0	0
		<b>Total</b>	<b>44</b>	<b>37</b>	<b>45</b>	<b>35</b>	<b>0</b>
Wesley Manor		JEFFERSON	1	5	22	29	0
		<b>Total</b>	<b>1</b>	<b>5</b>	<b>22</b>	<b>29</b>	<b>0</b>
Westport Place Health Campus		CARROLL	0	0	0	1	0

ADD – Area Development District

**2025 ANNUAL KENTUCKY LONG TERM CARE UTILIZATION AND SERVICE REPORT**

**Table 30 - 2025 Kentucky Long Term Care Facility Patient Origin  
Facility ADD and Facility by Patient County of Residence**

ADD	Facility Name	Patient County (or non-KY state abbr.)	Under 65	65-74	75-84	Over 85	Unknown
		JEFFERSON	1	9	10	31	0
		NELSON	0	0	1	0	0
		OLDHAM	0	0	0	1	0
		PERRY	0	0	1	0	0
		TAYLOR	0	0	1	0	0
		<b>Total</b>	<b>1</b>	<b>9</b>	<b>13</b>	<b>33</b>	<b>0</b>
		<b>ADD:6 Total</b>	<b>730</b>	<b>903</b>	<b>1,215</b>	<b>1,170</b>	<b>67</b>
<b>ADD:7</b>							
	Belmont Terrace Nursing and Rehabilitation Center						
		BOONE	30	43	48	6	0
		<b>Total</b>	<b>30</b>	<b>43</b>	<b>48</b>	<b>6</b>	<b>0</b>
	Boonespring Transitional Care Center						
		BOONE	9	40	54	39	0
		<b>Total</b>	<b>9</b>	<b>40</b>	<b>54</b>	<b>39</b>	<b>0</b>
	Carmel Manor						
		CAMPBELL	0	0	0	0	84
		<b>Total</b>	<b>0</b>	<b>0</b>	<b>0</b>	<b>0</b>	<b>84</b>
	Coldspring Transitional Care Center						
		BOONE	3	2	4	1	0
		BRACKEN	0	0	2	0	0
		CAMPBELL	1	20	31	21	0
		FAYETTE	0	0	1	0	0
		GRANT	0	0	2	0	0

ADD – Area Development District

**2025 ANNUAL KENTUCKY LONG TERM CARE UTILIZATION AND SERVICE REPORT**

**Table 30 - 2025 Kentucky Long Term Care Facility Patient Origin  
Facility ADD and Facility by Patient County of Residence**

ADD	Facility Name	Patient County (or non-KY state abbr.)	Under 65	65-74	75-84	Over 85	Unknown
		IL	0	1	0	0	0
		IN	0	2	1	0	0
		KENTON	0	8	10	6	0
		MASON	0	0	0	1	0
		OH	0	3	0	1	0
		PENDLETON	1	2	2	1	0
		<b>Total</b>	<b>5</b>	<b>38</b>	<b>53</b>	<b>31</b>	<b>0</b>
Emerald Trace		BOONE	0	0	5	7	0
		CAMPBELL	0	0	2	0	0
		IL	0	0	0	0	0
		IN	0	0	0	1	0
		KENTON	1	4	6	11	0
		OH	0	0	1	0	0
		PENDLETON	0	0	0	1	0
		<b>Total</b>	<b>1</b>	<b>4</b>	<b>14</b>	<b>20</b>	<b>0</b>
Florence Park Care Center		ANDERSON	0	5	1	0	0
		BOONE	15	23	23	9	0
		BOURBON	0	0	2	0	0
		BUTLER	0	0	8	0	0
		CAMPBELL	2	1	4	1	0
		CARLISLE	0	2	2	2	0

ADD – Area Development District

**2025 ANNUAL KENTUCKY LONG TERM CARE UTILIZATION AND SERVICE REPORT**

**Table 30 - 2025 Kentucky Long Term Care Facility Patient Origin  
Facility ADD and Facility by Patient County of Residence**

ADD	Facility Name	Patient County (or non-KY state abbr.)	Under 65	65-74	75-84	Over 85	Unknown
		CLARK	0	0	2	0	0
		FAYETTE	0	0	1	0	0
		IL	0	0	0	1	0
		JACKSON	0	5	1	0	0
		KENTON	1	0	0	4	0
		MARSHALL	0	0	1	0	0
		MONTGOMERY	0	0	0	2	0
		OH	5	1	0	0	0
		Other	2	0	0	0	0
		OWEN	0	3	0	0	0
		<b>Total</b>	<b>25</b>	<b>40</b>	<b>45</b>	<b>19</b>	<b>0</b>
Gallatin Nursing and Rehab		BOONE	3	6	8	3	0
		CAMPBELL	1	1	0	1	0
		CARROLL	3	1	6	3	0
		FAYETTE	1	0	0	0	0
		GALLATIN	6	8	9	5	0
		GRANT	2	3	5	2	0
		HARRISON	0	0	1	0	0
		IN	0	0	0	1	0
		KENTON	2	4	2	2	0
		MADISON	0	0	1	0	0
		OH	1	2	1	0	0

ADD – Area Development District

**2025 ANNUAL KENTUCKY LONG TERM CARE UTILIZATION AND SERVICE REPORT**

**Table 30 - 2025 Kentucky Long Term Care Facility Patient Origin  
Facility ADD and Facility by Patient County of Residence**

ADD	Facility Name	Patient County (or non-KY state abbr.)	Under 65	65-74	75-84	Over 85	Unknown
		OWEN	0	2	2	1	0
		POWELL	0	1	0	0	0
		SCOTT	0	0	1	0	0
		TRIMBLE	1	0	0	0	0
		<b>Total</b>	<b>20</b>	<b>28</b>	<b>36</b>	<b>18</b>	<b>0</b>
Grant Healthcare and Rehabilitation		BOONE	3	5	0	1	0
		BOURBON	0	1	0	0	0
		BRACKEN	0	0	1	0	0
		CARROLL	0	1	0	1	0
		CLAY	0	0	0	1	0
		FAYETTE	1	0	1	0	0
		GRANT	7	8	8	16	0
		GREENUP	1	0	0	0	0
		HARRISON	1	0	2	0	0
		KENTON	3	3	5	2	0
		OH	1	1	1	0	0
		OLDHAM	0	0	1	0	0
		OWEN	0	1	1	2	0
		PENDLETON	1	0	3	1	0
		RUSSELL	1	0	0	0	0
		SCOTT	0	0	1	0	0
		TAYLOR	1	0	0	0	0

ADD – Area Development District

**2025 ANNUAL KENTUCKY LONG TERM CARE UTILIZATION AND SERVICE REPORT**

**Table 30 - 2025 Kentucky Long Term Care Facility Patient Origin  
Facility ADD and Facility by Patient County of Residence**

ADD	Facility Name	Patient County (or non-KY state abbr.)	Under 65	65-74	75-84	Over 85	Unknown
		WHITLEY	0	0	0	2	0
		WOODFORD	0	1	0	0	0
		<b>Total</b>	<b>20</b>	<b>21</b>	<b>24</b>	<b>26</b>	<b>0</b>
	Highlandspring of Ft. Thomas	BOONE	0	4	5	2	0
		BOYD	0	1	0	0	0
		BRACKEN	0	1	0	0	0
		CAMPBELL	1	10	28	32	0
		GRANT	0	1	0	0	0
		KENTON	3	13	13	9	0
		OH	0	1	2	0	0
		Other	0	4	2	1	0
		PENDLETON	2	1	1	2	0
		<b>Total</b>	<b>6</b>	<b>36</b>	<b>51</b>	<b>46</b>	<b>0</b>
	Ivy Knoll	KENTON	0	0	0	0	0
		<b>Total</b>	<b>0</b>	<b>0</b>	<b>0</b>	<b>0</b>	<b>0</b>
	Madonna Manor	BOONE	1	3	4	8	0
		CAMPBELL	0	0	2	2	0
		KENTON	0	5	4	22	0
		OHIO	0	0	3	1	0
		<b>Total</b>	<b>1</b>	<b>8</b>	<b>13</b>	<b>33</b>	<b>0</b>

ADD – Area Development District

**2025 ANNUAL KENTUCKY LONG TERM CARE UTILIZATION AND SERVICE REPORT**

**Table 30 - 2025 Kentucky Long Term Care Facility Patient Origin  
Facility ADD and Facility by Patient County of Residence**

<b>ADD</b>	<b>Facility Name</b>	<b>Patient County (or non-KY state abbr.)</b>	<b>Under 65</b>	<b>65-74</b>	<b>75-84</b>	<b>Over 85</b>	<b>Unknown</b>
	Owenton Healthcare and Rehabilitation						
		ANDERSON	1	0	0	0	0
		BOONE	1	0	1	0	0
		BOURBON	1	0	0	0	0
		CARROLL	0	2	0	0	0
		CLAY	1	0	1	0	0
		FAYETTE	5	0	4	1	0
		FRANKLIN	3	2	2	1	0
		GALLATIN	1	0	1	0	0
		GRANT	3	3	2	0	0
		HARRISON	0	0	0	1	0
		JEFFERSON	0	1	0	0	0
		KENTON	0	2	0	0	0
		MADISON	1	0	1	0	0
		OLDHAM	1	0	0	0	0
		Other	4	2	3	2	0
		OWEN	6	8	6	7	0
		SCOTT	1	1	0	0	0
		SHELBY	1	0	0	0	0
		<b>Total</b>	<b>30</b>	<b>21</b>	<b>21</b>	<b>12</b>	<b>0</b>
	Regency Manor						
		KENTON	0	0	0	0	0
		<b>Total</b>	<b>0</b>	<b>0</b>	<b>0</b>	<b>0</b>	<b>0</b>

ADD – Area Development District

**2025 ANNUAL KENTUCKY LONG TERM CARE UTILIZATION AND SERVICE REPORT**

**Table 30 - 2025 Kentucky Long Term Care Facility Patient Origin  
Facility ADD and Facility by Patient County of Residence**

<b>ADD</b>	<b>Facility Name</b>	<b>Patient County (or non-KY state abbr.)</b>	<b>Under 65</b>	<b>65-74</b>	<b>75-84</b>	<b>Over 85</b>	<b>Unknown</b>
	Regency Manor North	KENTON	0	0	0	0	0
		Other	0	0	0	0	0
		<b>Total</b>	<b>0</b>	<b>0</b>	<b>0</b>	<b>0</b>	<b>0</b>
	River Valley Nursing Home	BRACKEN	1	0	0	1	0
		CAMPBELL	2	2	3	7	0
		GRANT	2	0	1	1	0
		HARRISON	0	2	1	0	0
		KENTON	1	0	1	1	0
		OH	1	1	1	0	0
		Other	0	0	1	1	0
		OWEN	0	0	1	0	0
		PENDLETON	1	4	5	17	0
		<b>Total</b>	<b>8</b>	<b>9</b>	<b>14</b>	<b>28</b>	<b>0</b>
	Rosedale Green	BOONE	0	2	14	23	0
		BOYLE	0	0	0	1	0
		CAMPBELL	0	0	2	15	0
		GALLATIN	0	1	0	0	0
		GRANT	0	0	0	1	0
		KENTON	1	16	29	59	0
		MADISON	0	0	0	1	0

ADD – Area Development District

**2025 ANNUAL KENTUCKY LONG TERM CARE UTILIZATION AND SERVICE REPORT**

**Table 30 - 2025 Kentucky Long Term Care Facility Patient Origin  
Facility ADD and Facility by Patient County of Residence**

ADD	Facility Name	Patient County (or non-KY state abbr.)	Under 65	65-74	75-84	Over 85	Unknown
		OH	0	0	3	2	0
		PENDLETON	0	1	0	0	0
		SCOTT	0	0	0	1	0
		<b>Total</b>	<b>1</b>	<b>20</b>	<b>48</b>	<b>103</b>	<b>0</b>
	Signature Healthcare of Carrollton Rehab						
		BOONE	0	0	1	0	0
		CAMPBELL	0	0	0	1	0
		CARROLL	7	9	7	6	0
		FAYETTE	1	1	0	1	0
		GALLATIN	0	1	2	0	0
		GRANT	0	1	0	0	0
		HARRISON	0	0	1	0	0
		HENRY	1	0	1	3	0
		JEFFERSON	1	4	3	0	0
		KENTON	0	2	0	1	0
		MADISON	1	0	0	0	0
		MORGAN	0	0	0	1	0
		NELSON	1	0	0	0	0
		OLDHAM	0	0	1	0	0
		OWEN	1	0	0	0	0
		TRIMBLE	0	2	1	0	0
		<b>Total</b>	<b>13</b>	<b>20</b>	<b>17</b>	<b>13</b>	<b>0</b>

ADD – Area Development District

**2025 ANNUAL KENTUCKY LONG TERM CARE UTILIZATION AND SERVICE REPORT**

**Table 30 - 2025 Kentucky Long Term Care Facility Patient Origin  
Facility ADD and Facility by Patient County of Residence**

<b>ADD</b>	<b>Facility Name</b>	<b>Patient County (or non-KY state abbr.)</b>	<b>Under 65</b>	<b>65-74</b>	<b>75-84</b>	<b>Over 85</b>	<b>Unknown</b>
	St. Elizabeth Edgewood SNF	BOONE	2	0	2	4	0
		CAMPBELL	2	0	0	1	0
		GRANT	0	0	1	0	0
		KENTON	0	3	3	4	0
		OHIO	0	0	2	0	0
		<b>Total</b>	<b>4</b>	<b>3</b>	<b>8</b>	<b>9</b>	<b>0</b>
	St. Elizabeth Ft. Thomas SNF	BOONE	0	1	0	1	0
		CAMPBELL	0	3	2	2	0
		KENTON	0	2	2	1	0
		<b>Total</b>	<b>0</b>	<b>6</b>	<b>4</b>	<b>4</b>	<b>0</b>
	The Pavilion at Kenton	BOONE	4	3	2	1	0
		CAMPBELL	2	2	0	0	0
		GRANT	0	2	0	0	0
		KENTON	24	21	14	2	0
		<b>Total</b>	<b>30</b>	<b>28</b>	<b>16</b>	<b>3</b>	<b>0</b>
	The Seasons at Alexandria	BOONE	0	0	1	1	0
		CAMPBELL	5	8	19	39	0
		GRANT	0	0	0	1	0
		KENTON	5	1	1	7	0

ADD – Area Development District

**2025 ANNUAL KENTUCKY LONG TERM CARE UTILIZATION AND SERVICE REPORT**

**Table 30 - 2025 Kentucky Long Term Care Facility Patient Origin  
Facility ADD and Facility by Patient County of Residence**

ADD	Facility Name	Patient County (or non-KY state abbr.)	Under 65	65-74	75-84	Over 85	Unknown
		OH	0	1	0	2	0
		PENDLETON	0	3	3	3	0
		<b>Total</b>	<b>10</b>	<b>13</b>	<b>24</b>	<b>53</b>	<b>0</b>
	Valley Haven Rest Home						
		CARROLL	0	0	0	0	0
		<b>Total</b>	<b>0</b>	<b>0</b>	<b>0</b>	<b>0</b>	<b>0</b>
	Village Care Center						
		BOONE	2	3	10	7	0
		CAMPBELL	2	2	1	1	0
		GALLATIN	0	0	1	0	0
		GRANT	0	1	2	0	0
		IN	0	0	1	0	0
		JEFFERSON	1	0	0	0	0
		KENTON	5	1	19	22	0
		LAUREL	1	0	0	0	0
		MASON	0	1	1	0	0
		OH	1	0	1	1	0
		OLDHAM	0	1	0	0	0
		Other	0	1	0	0	0
		<b>Total</b>	<b>12</b>	<b>10</b>	<b>36</b>	<b>31</b>	<b>0</b>
	Villaspring of Erlanger						
		BOONE	2	3	20	13	0
		CAMPBELL	0	3	3	1	0

ADD – Area Development District

**2025 ANNUAL KENTUCKY LONG TERM CARE UTILIZATION AND SERVICE REPORT**

**Table 30 - 2025 Kentucky Long Term Care Facility Patient Origin  
Facility ADD and Facility by Patient County of Residence**

ADD	Facility Name	Patient County (or non-KY state abbr.)	Under 65	65-74	75-84	Over 85	Unknown
		GRANT	0	0	3	3	0
		IN	1	1	0	0	0
		KENTON	4	15	33	18	0
		OH	0	0	1	0	0
		Other	0	0	1	0	0
		PENDLETON	1	0	2	1	0
		<b>Total</b>	<b>8</b>	<b>22</b>	<b>63</b>	<b>36</b>	<b>0</b>
	Woodcrest Nursing and Rehabilitation Center						
		BOONE	9	6	14	8	0
		BRACKEN	1	0	0	0	0
		CAMPBELL	4	7	3	3	0
		DAVISS	1	0	0	0	0
		GALLATIN	1	1	0	0	0
		GRANT	0	0	2	0	0
		HARRISON	1	0	0	0	0
		IL	1	0	0	0	0
		IN	0	0	1	0	0
		KENTON	8	13	16	9	0
		OH	0	0	3	0	0
		PENDLETON	4	0	0	0	0
		<b>Total</b>	<b>30</b>	<b>27</b>	<b>39</b>	<b>20</b>	<b>0</b>
		<b>ADD:7 Total</b>	<b>263</b>	<b>437</b>	<b>628</b>	<b>550</b>	<b>84</b>

ADD – Area Development District

**2025 ANNUAL KENTUCKY LONG TERM CARE UTILIZATION AND SERVICE REPORT**

**Table 30 - 2025 Kentucky Long Term Care Facility Patient Origin  
Facility ADD and Facility by Patient County of Residence**

ADD	Facility Name	Patient County (or non-KY state abbr.)	Under 65	65-74	75-84	Over 85	Unknown
ADD:8	Maysville Nursing and Rehabilitation Facility	BOONE	0	0	1	0	0
		BOURBON	0	1	1	0	0
		BRACKEN	2	4	2	10	0
		BUTLER	0	0	1	0	0
		CARTER	0	1	0	0	0
		ELLIOTT	1	0	0	0	0
		FAYETTE	0	1	0	0	0
		FLEMING	4	5	5	3	0
		HARRISON	1	0	0	0	0
		JEFFERSON	0	1	0	0	0
		KENTON	0	1	0	0	0
		LEWIS	1	2	3	5	0
		MASON	4	8	19	20	0
		NICHOLAS	1	0	1	0	0
		OH	1	1	0	2	0
		Other	0	0	1	0	0
		ROBERTSON	0	0	1	0	0
		WOODFORD	0	0	1	0	0
		<b>Total</b>	<b>15</b>	<b>25</b>	<b>36</b>	<b>40</b>	<b>0</b>
	Perkins Country Manor	BRACKEN	1	6	4	0	0

ADD – Area Development District

**2025 ANNUAL KENTUCKY LONG TERM CARE UTILIZATION AND SERVICE REPORT**

**Table 30 - 2025 Kentucky Long Term Care Facility Patient Origin  
Facility ADD and Facility by Patient County of Residence**

<b>ADD</b>	<b>Facility Name</b>	<b>Patient County (or non-KY state abbr.)</b>	<b>Under 65</b>	<b>65-74</b>	<b>75-84</b>	<b>Over 85</b>	<b>Unknown</b>
		CAMPBELL	0	0	1	0	0
		FAYETTE	1	0	0	1	0
		FLEMING	1	1	0	0	0
		GRANT	0	1	0	0	0
		KENTON	0	1	0	0	0
		LINCOLN	0	0	0	1	0
		MASON	1	2	4	0	0
		Other	1	0	0	0	0
		PENDLETON	1	1	0	0	0
		ROWAN	0	0	1	0	0
		WHITLEY	0	0	1	0	0
		<b>Total</b>	<b>6</b>	<b>12</b>	<b>11</b>	<b>2</b>	<b>0</b>
	Pioneer Trace Nursing Home	BATH	1	1	2	0	0
		BOURBON	0	1	2	0	0
		CLARK	0	1	0	0	0
		FAYETTE	0	0	1	2	0
		FLEMING	5	11	8	14	0
		GRAYSON	0	1	0	0	0
		HENRY	0	1	0	0	0
		LEWIS	1	1	2	1	0
		MASON	3	1	0	2	0
		MORGAN	0	0	1	0	0

ADD – Area Development District

**2025 ANNUAL KENTUCKY LONG TERM CARE UTILIZATION AND SERVICE REPORT**

**Table 30 - 2025 Kentucky Long Term Care Facility Patient Origin  
Facility ADD and Facility by Patient County of Residence**

ADD	Facility Name	Patient County (or non-KY state abbr.)	Under 65	65-74	75-84	Over 85	Unknown
		NICHOLAS	0	1	2	0	0
		Other	0	1	0	0	0
		PENDLETON	0	1	0	0	0
		POWELL	1	0	0	0	0
		ROBERTSON	0	0	1	0	0
		ROWAN	4	2	1	1	0
		WOODFORD	0	1	0	0	0
		<b>Total</b>	<b>15</b>	<b>24</b>	<b>20</b>	<b>20</b>	<b>0</b>
	Robertson County Health Care Facility						
		FLEMING	2	1	0	1	0
		HARRISON	0	0	0	2	0
		MASON	0	1	0	0	0
		Other	0	0	0	0	41
		ROBERTSON	1	0	0	2	0
		<b>Total</b>	<b>3</b>	<b>2</b>	<b>0</b>	<b>5</b>	<b>41</b>
	Vanceburg Hills						
		BATH	0	1	0	0	0
		BRACKEN	4	2	4	2	0
		GREENUP	2	1	2	1	0
		LEWIS	22	18	16	9	0
		<b>Total</b>	<b>28</b>	<b>22</b>	<b>22</b>	<b>12</b>	<b>0</b>
		<b>ADD:8 Total</b>	<b>67</b>	<b>85</b>	<b>89</b>	<b>79</b>	<b>41</b>

ADD – Area Development District

**2025 ANNUAL KENTUCKY LONG TERM CARE UTILIZATION AND SERVICE REPORT**

**Table 30 - 2025 Kentucky Long Term Care Facility Patient Origin  
Facility ADD and Facility by Patient County of Residence**

ADD	Facility Name	Patient County (or non-KY state abbr.)	Under 65	65-74	75-84	Over 85	Unknown
ADD:9	Life Care Center of Morehead	BATH	3	3	5	1	0
		BREATHITT	1	0	0	0	0
		CARTER	0	4	3	0	0
		CLARK	0	0	0	1	0
		ELLIOTT	1	0	1	0	0
		FAYETTE	1	0	0	0	0
		FLEMING	0	1	0	0	0
		LEWIS	1	0	0	1	0
		MENIFEE	1	0	0	0	0
		MONTGOMERY	0	3	1	0	0
		MORGAN	2	1	0	1	0
		OH	0	1	0	0	0
		ROWAN	6	10	19	13	0
		SCOTT	0	1	0	0	0
		TN	1	0	0	0	0
		<b>Total</b>	<b>17</b>	<b>24</b>	<b>29</b>	<b>17</b>	<b>0</b>
	Menifee Meadows Nursing and Rehab LLC	BATH	0	1	0	2	0
		BOONE	0	3	0	0	0
		CARTER	0	0	0	1	0
		FAYETTE	0	0	1	1	0

ADD – Area Development District

**2025 ANNUAL KENTUCKY LONG TERM CARE UTILIZATION AND SERVICE REPORT**

**Table 30 - 2025 Kentucky Long Term Care Facility Patient Origin  
Facility ADD and Facility by Patient County of Residence**

<b>ADD</b>	<b>Facility Name</b>	<b>Patient County (or non-KY state abbr.)</b>	<b>Under 65</b>	<b>65-74</b>	<b>75-84</b>	<b>Over 85</b>	<b>Unknown</b>
		HARRISON	0	1	0	0	0
		MADISON	0	0	0	1	0
		MAGOFFIN	0	0	1	0	0
		MASON	0	1	0	0	0
		MENIFEE	0	0	4	7	0
		MONTGOMERY	0	3	0	1	0
		MORGAN	0	0	2	1	0
		Other	5	0	6	4	0
		OWSLEY	0	0	1	0	0
		PERRY	0	0	0	1	0
		ROWAN	0	0	3	0	0
		SCOTT	0	1	0	0	0
		WOLFE	0	0	0	1	0
		<b>Total</b>	<b>5</b>	<b>10</b>	<b>18</b>	<b>20</b>	<b>0</b>
	Mt. Sterling Health & Rehab, LLC						
		BATH	0	0	3	4	0
		CLARK	0	3	5	0	0
		MENIFEE	0	0	1	0	0
		MONTGOMERY	2	25	28	46	0
		ROWAN	0	0	3	0	0
		SCOTT	0	1	0	0	0
		<b>Total</b>	<b>2</b>	<b>29</b>	<b>40</b>	<b>50</b>	<b>0</b>

ADD – Area Development District

**2025 ANNUAL KENTUCKY LONG TERM CARE UTILIZATION AND SERVICE REPORT**

**Table 30 - 2025 Kentucky Long Term Care Facility Patient Origin  
Facility ADD and Facility by Patient County of Residence**

<b>ADD</b>	<b>Facility Name</b>	<b>Patient County (or non-KY state abbr.)</b>	<b>Under 65</b>	<b>65-74</b>	<b>75-84</b>	<b>Over 85</b>	<b>Unknown</b>
	Ridgeway Nursing and Rehabilitation						
		BATH	2	12	10	14	0
		CARTER	1	0	1	0	0
		CLARK	0	0	1	0	0
		ESTILL	1	0	0	0	0
		FAYETTE	0	1	2	0	0
		FLEMING	1	0	1	3	0
		GARRARD	1	0	0	0	0
		JESSAMINE	0	1	0	0	0
		KENTON	0	0	0	1	0
		LEWIS	0	2	1	0	0
		MASON	0	1	0	0	0
		MENIFEE	2	1	1	2	0
		MONTGOMERY	1	4	3	4	0
		MORGAN	0	0	2	0	0
		NICHOLAS	0	0	1	0	0
		PIKE	0	0	0	1	0
		ROWAN	3	3	3	3	0
		SCOTT	1	0	0	0	0
		WOLFE	0	1	1	0	0
		WOODFORD	1	0	0	0	0
		<b>Total</b>	<b>14</b>	<b>26</b>	<b>27</b>	<b>28</b>	<b>0</b>
		<b>ADD:9 Total</b>	<b>38</b>	<b>89</b>	<b>114</b>	<b>115</b>	<b>0</b>

ADD – Area Development District

**2025 ANNUAL KENTUCKY LONG TERM CARE UTILIZATION AND SERVICE REPORT**

**Table 30 - 2025 Kentucky Long Term Care Facility Patient Origin  
Facility ADD and Facility by Patient County of Residence**

ADD	Facility Name	Patient County (or non-KY state abbr.)	Under 65	65-74	75-84	Over 85	Unknown
ADD:10							
	Boyd Nursing and Rehabilitation Center						
		BOYD	12	10	13	4	0
		CARTER	1	3	2	1	0
		GREENUP	2	1	0	5	0
		LAWRENCE	1	0	0	0	0
		OH	0	1	0	0	0
		SIMPSON	0	0	1	0	0
		WV	0	1	0	0	0
		<b>Total</b>	<b>16</b>	<b>16</b>	<b>16</b>	<b>10</b>	<b>0</b>
	Carter Nursing and Rehabilitation Center						
		BOYD	8	2	2	7	0
		CARTER	8	9	20	24	0
		ELLIOTT	10	3	0	5	0
		GREENUP	0	2	1	1	0
		LAWRENCE	0	0	2	2	0
		MARTIN	0	0	1	0	0
		MORGAN	0	0	1	0	0
		ROWAN	1	0	1	2	0
		WV	1	0	1	0	0
		<b>Total</b>	<b>28</b>	<b>16</b>	<b>29</b>	<b>41</b>	<b>0</b>
	Elliott Nursing and Rehabilitation Center						
		BATH	0	0	0	1	0

ADD – Area Development District

**2025 ANNUAL KENTUCKY LONG TERM CARE UTILIZATION AND SERVICE REPORT**

**Table 30 - 2025 Kentucky Long Term Care Facility Patient Origin  
Facility ADD and Facility by Patient County of Residence**

<b>ADD</b>	<b>Facility Name</b>	<b>Patient County (or non-KY state abbr.)</b>	<b>Under 65</b>	<b>65-74</b>	<b>75-84</b>	<b>Over 85</b>	<b>Unknown</b>
		BOYD	0	2	2	0	0
		CARTER	1	3	8	7	0
		ELLIOTT	1	7	6	4	0
		FLEMING	0	1	0	0	0
		GREENUP	1	0	0	0	0
		IN	1	0	0	0	0
		JOHNSON	2	0	0	0	0
		LAWRENCE	2	2	0	0	0
		MORGAN	0	2	5	3	0
		ROWAN	0	3	2	2	0
		<b>Total</b>	<b>8</b>	<b>20</b>	<b>23</b>	<b>17</b>	<b>0</b>
	Frasures Personal Care Home						
		GREENUP	0	0	0	0	0
		<b>Total</b>	<b>0</b>	<b>0</b>	<b>0</b>	<b>0</b>	<b>0</b>
	Genesis Health of Ashland						
		BOYD	0	0	0	0	0
		<b>Total</b>	<b>0</b>	<b>0</b>	<b>0</b>	<b>0</b>	<b>0</b>
	Kings Daughters Rehab and Skilled Nursing Facility						
		BOYD	0	0	0	0	0
		<b>Total</b>	<b>0</b>	<b>0</b>	<b>0</b>	<b>0</b>	<b>0</b>
	Kingsbrook Lifecare Center						
		BOYD	3	8	33	24	0
		CAMPBELL	0	1	0	0	0

ADD – Area Development District

**2025 ANNUAL KENTUCKY LONG TERM CARE UTILIZATION AND SERVICE REPORT**

**Table 30 - 2025 Kentucky Long Term Care Facility Patient Origin  
Facility ADD and Facility by Patient County of Residence**

ADD	Facility Name	Patient County (or non-KY state abbr.)	Under 65	65-74	75-84	Over 85	Unknown
		CARTER	1	2	3	4	0
		ELLIOTT	1	0	0	0	0
		GREENUP	2	7	7	11	0
		MARTIN	0	0	0	1	0
		MORGAN	0	0	1	0	0
		OH	0	0	5	10	0
		WV	0	2	0	2	0
		<b>Total</b>	<b>7</b>	<b>20</b>	<b>49</b>	<b>52</b>	<b>0</b>
Oakmont Manor		BOYD	2	0	2	2	0
		CARTER	0	1	0	1	0
		FAYETTE	0	1	0	1	0
		GREENUP	3	19	24	20	0
		IN	0	0	0	1	0
		OH	1	0	0	0	0
		<b>Total</b>	<b>6</b>	<b>21</b>	<b>26</b>	<b>25</b>	<b>0</b>
South Shore Nursing and Rehabilitation Center		BOYD	5	16	5	6	0
		FAYETTE	0	1	0	0	0
		OH	2	12	6	0	0
		Other	0	0	0	0	3
		ROWAN	0	0	1	0	0
		<b>Total</b>	<b>7</b>	<b>29</b>	<b>12</b>	<b>6</b>	<b>3</b>

ADD – Area Development District

**2025 ANNUAL KENTUCKY LONG TERM CARE UTILIZATION AND SERVICE REPORT**

**Table 30 - 2025 Kentucky Long Term Care Facility Patient Origin  
Facility ADD and Facility by Patient County of Residence**

ADD	Facility Name	Patient County (or non-KY state abbr.)	Under 65	65-74	75-84	Over 85	Unknown
	Woodland Oaks						
		BOYD	0	10	38	24	0
		CARTER	0	4	0	0	0
		GREENUP	0	2	4	0	0
		OH	0	2	5	0	0
		WV	0	2	8	5	0
		<b>Total</b>	<b>0</b>	<b>20</b>	<b>55</b>	<b>29</b>	<b>0</b>
	Wurtland Nursing and Rehabilitation Center						
		BATH	1	0	1	0	0
		BOYD	13	11	8	4	0
		CARTER	3	6	1	2	0
		CLARK	0	0	0	1	0
		ELLIOTT	0	1	0	0	0
		FAYETTE	0	1	0	0	0
		FLEMING	0	1	0	2	0
		FLOYD	0	1	0	0	0
		GREENUP	3	5	4	1	0
		LAWRENCE	8	2	2	1	0
		LEWIS	1	1	0	0	0
		OH	4	7	2	2	0
		WV	3	6	1	0	0
		<b>Total</b>	<b>36</b>	<b>42</b>	<b>19</b>	<b>13</b>	<b>0</b>
		<b>ADD:10 Total</b>	<b>108</b>	<b>184</b>	<b>229</b>	<b>193</b>	<b>3</b>

ADD – Area Development District

**2025 ANNUAL KENTUCKY LONG TERM CARE UTILIZATION AND SERVICE REPORT**

**Table 30 - 2025 Kentucky Long Term Care Facility Patient Origin  
Facility ADD and Facility by Patient County of Residence**

ADD	Facility Name	Patient County (or non-KY state abbr.)	Under 65	65-74	75-84	Over 85	Unknown
ADD:11							
	Elkhorn Health and Rehabilitation						
		FLOYD	1	1	2	5	0
		JOHNSON	1	1	1	0	0
		LETCHER	2	0	1	0	0
		MARTIN	0	0	2	0	0
		PIKE	12	17	24	24	0
		VA	0	0	4	2	0
		<b>Total</b>	<b>16</b>	<b>19</b>	<b>34</b>	<b>31</b>	<b>0</b>
	Good Shepherd Community Nursing Center						
		BELL	1	0	1	0	0
		FLOYD	2	2	2	0	0
		HARLAN	0	0	0	2	0
		JOHNSON	0	2	0	0	0
		KNOX	0	0	1	0	0
		LAWRENCE	0	0	1	0	0
		LEWIS	0	1	0	0	0
		Other	0	1	0	0	0
		PIKE	8	18	16	7	0
		VA	0	0	0	2	0
		WV	11	5	4	3	0
		<b>Total</b>	<b>22</b>	<b>29</b>	<b>25</b>	<b>14</b>	<b>0</b>

ADD – Area Development District

**2025 ANNUAL KENTUCKY LONG TERM CARE UTILIZATION AND SERVICE REPORT**

**Table 30 - 2025 Kentucky Long Term Care Facility Patient Origin  
Facility ADD and Facility by Patient County of Residence**

<b>ADD</b>	<b>Facility Name</b>	<b>Patient County (or non-KY state abbr.)</b>	<b>Under 65</b>	<b>65-74</b>	<b>75-84</b>	<b>Over 85</b>	<b>Unknown</b>
	Martin County Health Care Facility						
		BOYD	2	0	0	0	0
		ELLIOTT	0	1	0	0	0
		FLOYD	1	1	1	0	0
		JOHNSON	0	1	5	0	0
		LAWRENCE	1	2	2	0	0
		MAGOFFIN	0	0	2	1	0
		MARTIN	3	5	15	7	0
		PIKE	0	1	1	0	0
		UNION	1	0	0	0	0
		WV	1	1	2	2	0
		<b>Total</b>	<b>9</b>	<b>12</b>	<b>28</b>	<b>10</b>	<b>0</b>
	Mountain Manor of Paintsville						
		FLOYD	0	3	5	6	0
		GRANT	0	0	0	1	0
		JOHNSON	8	9	23	29	0
		KNOTT	0	0	0	1	0
		LAWRENCE	1	2	1	1	0
		MAGOFFIN	0	0	2	4	0
		MARTIN	4	0	2	4	0
		MORGAN	0	0	2	2	0
		PIKE	0	0	0	2	0
		<b>Total</b>	<b>13</b>	<b>14</b>	<b>35</b>	<b>50</b>	<b>0</b>

ADD – Area Development District

**2025 ANNUAL KENTUCKY LONG TERM CARE UTILIZATION AND SERVICE REPORT**

**Table 30 - 2025 Kentucky Long Term Care Facility Patient Origin  
Facility ADD and Facility by Patient County of Residence**

ADD	Facility Name	Patient County (or non-KY state abbr.)	Under 65	65-74	75-84	Over 85	Unknown
	Pikeville Nursing and Rehab Center	FLOYD	2	3	4	3	0
		JOHNSON	1	0	1	0	0
		LETCHER	0	2	0	0	0
		PIKE	11	13	29	18	0
		VA	0	0	0	1	0
		WV	0	2	2	1	0
		<b>Total</b>	<b>14</b>	<b>20</b>	<b>36</b>	<b>23</b>	<b>0</b>
	Prestonsburg Health Care Center	BOYD	0	1	0	0	0
		CLARK	0	0	0	1	0
		FLOYD	1	4	14	6	0
		JOHNSON	0	1	3	0	0
		KNOTT	0	0	1	0	0
		LAUREL	0	0	1	0	0
		LAWRENCE	0	0	1	0	0
		MAGOFFIN	1	2	0	3	0
		MARTIN	0	1	0	0	0
		PIKE	1	1	5	0	0
		ROWAN	1	0	0	0	0
		SCOTT	0	0	1	0	0
		WV	0	0	1	0	0
		<b>Total</b>	<b>4</b>	<b>10</b>	<b>27</b>	<b>10</b>	<b>0</b>

ADD – Area Development District

**2025 ANNUAL KENTUCKY LONG TERM CARE UTILIZATION AND SERVICE REPORT**

**Table 30 - 2025 Kentucky Long Term Care Facility Patient Origin  
Facility ADD and Facility by Patient County of Residence**

ADD	Facility Name	Patient County (or non-KY state abbr.)	Under 65	65-74	75-84	Over 85	Unknown
	Riverview Health Care Center	FLOYD	4	16	18	12	0
		HARLAN	1	0	0	0	0
		JOHNSON	2	5	5	4	0
		KNOTT	2	2	0	0	0
		LAWRENCE	0	0	1	0	0
		MAGOFFIN	2	1	1	1	0
		MARTIN	0	1	0	0	0
		MONTGOMERY	0	0	1	0	0
		PERRY	1	0	0	0	0
		PIKE	5	8	9	4	0
		<b>Total</b>	<b>17</b>	<b>33</b>	<b>35</b>	<b>21</b>	<b>0</b>
	Salyersville Nursing and Rehabilitation Center	BOYD	1	1	0	0	0
		BOYLE	0	1	0	0	0
		BREATHITT	0	1	2	0	0
		CASEY	0	1	0	0	0
		FAYETTE	1	0	1	0	0
		FLOYD	10	11	6	2	0
		JESSAMINE	1	0	0	0	0
		JOHNSON	13	6	3	1	0
		KNOTT	1	0	1	0	0
		LAWRENCE	2	1	0	0	0

ADD – Area Development District

**2025 ANNUAL KENTUCKY LONG TERM CARE UTILIZATION AND SERVICE REPORT**

**Table 30 - 2025 Kentucky Long Term Care Facility Patient Origin  
Facility ADD and Facility by Patient County of Residence**

ADD	Facility Name	Patient County (or non-KY state abbr.)	Under 65	65-74	75-84	Over 85	Unknown
		MAGOFFIN	13	6	2	3	0
		MARTIN	1	0	0	0	0
		MENIFEE	1	0	0	0	0
		MORGAN	1	0	1	0	0
		OWSLEY	1	0	1	0	0
		PERRY	1	0	2	0	0
		PIKE	2	1	0	0	0
		ROCKCASTLE	0	0	0	1	0
		ROWAN	0	0	1	0	0
		SCOTT	0	1	0	0	0
		WOLFE	0	1	0	0	0
		<b>Total</b>	<b>49</b>	<b>31</b>	<b>20</b>	<b>7</b>	<b>0</b>
	Tug Valley ARH Skilled Nursing Facility						
		PIKE	2	3	2	3	0
		WV	1	1	4	1	0
		<b>Total</b>	<b>3</b>	<b>4</b>	<b>6</b>	<b>4</b>	<b>0</b>
		<b>ADD:11 Total</b>	<b>147</b>	<b>172</b>	<b>246</b>	<b>170</b>	<b>0</b>
ADD:12	Breathitt Health and Rehabilitation						
		BELL	1	0	0	0	0
		BREATHITT	9	15	6	2	0
		CARTER	0	1	0	0	0
		CASEY	0	1	0	0	0

ADD – Area Development District

**2025 ANNUAL KENTUCKY LONG TERM CARE UTILIZATION AND SERVICE REPORT**

**Table 30 - 2025 Kentucky Long Term Care Facility Patient Origin  
Facility ADD and Facility by Patient County of Residence**

ADD	Facility Name	Patient County (or non-KY state abbr.)	Under 65	65-74	75-84	Over 85	Unknown
		CLARK	1	2	0	0	0
		ESTILL	0	1	0	0	0
		FLOYD	0	1	0	0	0
		JOHNSON	0	0	3	0	0
		KNOTT	0	1	0	0	0
		KNOX	1	0	0	0	0
		LETCHER	0	1	0	0	0
		LINCOLN	0	0	1	0	0
		MADISON	0	1	0	0	0
		MAGOFFIN	1	0	0	0	0
		MORGAN	2	3	0	0	0
		Other	0	0	1	0	0
		OWSLEY	1	0	2	0	0
		PERRY	3	3	0	0	0
		WOLFE	1	4	0	2	0
		<b>Total</b>	<b>20</b>	<b>34</b>	<b>13</b>	<b>4</b>	<b>0</b>
	Hazard Health and Rehabilitation Center						
		BELL	0	0	1	0	0
		BREATHITT	5	5	2	2	0
		CLARK	1	0	0	0	0
		CLAY	0	0	1	0	0
		ESTILL	0	0	1	0	0
		FAYETTE	0	1	2	1	0

ADD – Area Development District

**2025 ANNUAL KENTUCKY LONG TERM CARE UTILIZATION AND SERVICE REPORT**

**Table 30 - 2025 Kentucky Long Term Care Facility Patient Origin  
Facility ADD and Facility by Patient County of Residence**

ADD	Facility Name	Patient County (or non-KY state abbr.)	Under 65	65-74	75-84	Over 85	Unknown
		FLOYD	0	2	2	0	0
		FRANKLIN	0	1	0	1	0
		HARLAN	0	1	0	0	0
		KNOTT	0	5	5	2	0
		KNOX	0	1	0	0	0
		LAUREL	0	0	2	0	0
		LESLIE	0	2	3	1	0
		LETCHER	0	2	3	3	0
		LINCOLN	0	0	1	0	0
		MARION	0	0	1	0	0
		PERRY	21	36	42	17	0
		PIKE	1	0	1	2	0
		PULASKI	0	0	1	0	0
		WAYNE	0	1	0	0	0
		WOLFE	0	0	2	2	0
		<b>Total</b>	<b>28</b>	<b>57</b>	<b>70</b>	<b>31</b>	<b>0</b>
	Hyden Health and Rehabilitation Center						
		CLAY	4	3	7	3	0
		FAYETTE	0	0	0	1	0
		FLOYD	0	0	1	0	0
		HARLAN	0	0	2	0	0
		LAUREL	1	0	3	0	0
		LESLIE	11	11	8	19	0

ADD – Area Development District

**2025 ANNUAL KENTUCKY LONG TERM CARE UTILIZATION AND SERVICE REPORT**

**Table 30 - 2025 Kentucky Long Term Care Facility Patient Origin  
Facility ADD and Facility by Patient County of Residence**

ADD	Facility Name	Patient County (or non-KY state abbr.)	Under 65	65-74	75-84	Over 85	Unknown
		LETCHER	1	0	0	0	0
		MCCREARY	2	0	0	0	0
		PERRY	3	1	2	3	0
		<b>Total</b>	<b>22</b>	<b>15</b>	<b>23</b>	<b>26</b>	<b>0</b>
	Knott County Health and Rehabilitation Center						
		CLARK	0	1	0	1	0
		FAYETTE	0	0	1	0	0
		FLOYD	1	1	2	0	0
		FRANKLIN	0	0	1	0	0
		HARDIN	0	0	1	0	0
		IN	0	0	0	1	0
		KNOTT	13	11	19	12	0
		LAUREL	0	1	0	0	0
		LESLIE	0	0	0	1	0
		LETCHER	0	1	2	1	0
		Other	0	1	0	0	0
		PERRY	1	4	5	2	0
		<b>Total</b>	<b>15</b>	<b>20</b>	<b>31</b>	<b>18</b>	<b>0</b>
	Lee County Care and Rehabilitation Center						
		BELL	3	0	1	0	0
		BREATHITT	1	4	2	1	0
		CARTER	0	1	0	0	0
		CLARK	0	2	0	2	0

ADD – Area Development District

**2025 ANNUAL KENTUCKY LONG TERM CARE UTILIZATION AND SERVICE REPORT**

**Table 30 - 2025 Kentucky Long Term Care Facility Patient Origin  
Facility ADD and Facility by Patient County of Residence**

ADD	Facility Name	Patient County (or non-KY state abbr.)	Under 65	65-74	75-84	Over 85	Unknown
		CLAY	0	4	2	0	0
		ESTILL	2	2	1	0	0
		FAYETTE	1	3	1	1	0
		FLOYD	0	3	1	0	0
		HANCOCK	1	0	0	0	0
		JACKSON	2	1	0	1	0
		JESSAMINE	0	0	0	1	0
		KNOTT	0	1	0	0	0
		LAUREL	0	1	1	1	0
		LEE	7	5	9	5	0
		LESLIE	0	0	1	0	0
		LETCHER	2	0	0	1	0
		MADISON	1	0	1	0	0
		MORGAN	0	1	0	0	0
		OWSLEY	1	2	2	2	0
		PERRY	1	2	1	0	0
		POWELL	3	1	0	0	0
		PULASKI	0	1	0	0	0
		ROCKCASTLE	0	1	0	0	0
		ROWAN	0	0	1	0	0
		WHITLEY	0	2	1	0	0
		WOLFE	2	1	0	2	0
	<b>Total</b>		<b>27</b>	<b>38</b>	<b>25</b>	<b>17</b>	<b>0</b>

ADD – Area Development District

**2025 ANNUAL KENTUCKY LONG TERM CARE UTILIZATION AND SERVICE REPORT**

**Table 30 - 2025 Kentucky Long Term Care Facility Patient Origin  
Facility ADD and Facility by Patient County of Residence**

ADD	Facility Name	Patient County (or non-KY state abbr.)	Under 65	65-74	75-84	Over 85	Unknown
	Letcher Manor						
		BELL	1	0	0	0	0
		FLOYD	2	1	1	0	0
		HARLAN	2	3	0	0	0
		JEFFERSON	0	1	0	0	0
		KNOTT	0	3	1	1	0
		KNOX	1	0	0	0	0
		LESLIE	0	1	0	0	0
		LETCHER	14	19	18	18	0
		OH	0	0	1	0	0
		Other	0	0	0	1	0
		PERRY	9	4	4	2	0
		PIKE	2	2	1	1	0
		VA	0	1	0	0	0
		<b>Total</b>	<b>31</b>	<b>35</b>	<b>26</b>	<b>23</b>	<b>0</b>
	Owsley County Health Care Center						
		BELL	0	0	1	0	0
		BREATHITT	2	1	2	1	0
		CLAY	0	0	1	0	0
		ESTILL	0	0	0	1	0
		JACKSON	0	4	0	2	0
		JESSAMINE	0	1	2	0	0
		LEE	3	2	4	2	0

ADD – Area Development District

**2025 ANNUAL KENTUCKY LONG TERM CARE UTILIZATION AND SERVICE REPORT**

**Table 30 - 2025 Kentucky Long Term Care Facility Patient Origin  
Facility ADD and Facility by Patient County of Residence**

ADD	Facility Name	Patient County (or non-KY state abbr.)	Under 65	65-74	75-84	Over 85	Unknown
		MADISON	0	0	1	1	0
		MORGAN	0	1	0	0	0
		OH	0	1	0	1	0
		OWSLEY	3	8	15	9	0
		PERRY	0	0	2	2	0
		PIKE	1	0	0	0	0
		POWELL	1	0	0	0	0
		PULASKI	0	1	0	0	0
		WHITLEY	0	1	0	0	0
		<b>Total</b>	<b>10</b>	<b>20</b>	<b>28</b>	<b>19</b>	<b>0</b>
	Paul E Patton Eastern Ky Veterans Center	BATH	1	0	1	0	0
		BELL	0	0	0	2	0
		BOONE	0	0	0	1	0
		BREATHITT	0	1	1	5	0
		CASEY	0	0	0	1	0
		CLAY	0	1	3	2	0
		ESTILL	0	0	1	0	0
		FAYETTE	0	1	0	0	0
		FLEMING	0	1	0	0	0
		FLOYD	0	1	8	1	0
		GREENUP	0	0	1	0	0
		HARLAN	0	0	5	3	0

ADD – Area Development District

**2025 ANNUAL KENTUCKY LONG TERM CARE UTILIZATION AND SERVICE REPORT**

**Table 30 - 2025 Kentucky Long Term Care Facility Patient Origin  
Facility ADD and Facility by Patient County of Residence**

<b>ADD</b>	<b>Facility Name</b>	<b>Patient County (or non-KY state abbr.)</b>	<b>Under 65</b>	<b>65-74</b>	<b>75-84</b>	<b>Over 85</b>	<b>Unknown</b>
		JACKSON	0	0	1	0	0
		JOHNSON	0	0	1	0	0
		KNOTT	1	0	1	0	0
		LAUREL	0	0	2	0	0
		LESLIE	0	1	3	3	0
		LETCHER	0	0	2	0	0
		LINCOLN	0	1	0	0	0
		MAGOFFIN	0	0	1	0	0
		MORGAN	0	0	0	1	0
		OWSLEY	0	0	0	1	0
		PERRY	1	0	11	12	0
		PIKE	1	0	3	1	0
		POWELL	1	0	1	0	0
		ROWAN	0	2	1	0	0
		SPENCER	0	0	1	0	0
		WAYNE	0	1	0	0	0
		WHITLEY	0	0	1	0	0
		WOLFE	0	0	1	0	0
		<b>Total</b>	<b>5</b>	<b>10</b>	<b>50</b>	<b>33</b>	<b>0</b>
	Wolfe County Health and Rehabilitation Center	BREATHITT	7	3	4	6	0
		ESTILL	0	0	0	1	0
		LEE	0	0	1	0	0

ADD – Area Development District

**2025 ANNUAL KENTUCKY LONG TERM CARE UTILIZATION AND SERVICE REPORT**

**Table 30 - 2025 Kentucky Long Term Care Facility Patient Origin  
Facility ADD and Facility by Patient County of Residence**

ADD	Facility Name	Patient County (or non-KY state abbr.)	Under 65	65-74	75-84	Over 85	Unknown
		MORGAN	0	3	3	4	0
		POWELL	1	1	1	0	0
		WOLFE	7	11	15	16	0
		<b>Total</b>	<b>15</b>	<b>18</b>	<b>24</b>	<b>27</b>	<b>0</b>
		<b>ADD:12 Total</b>	<b>173</b>	<b>247</b>	<b>290</b>	<b>198</b>	<b>0</b>
ADD:13	Barbourville Health and Rehabilitation Center	BELL	2	5	5	6	0
		KNOX	7	19	25	33	0
		LAUREL	0	2	5	4	0
		<b>Total</b>	<b>9</b>	<b>26</b>	<b>35</b>	<b>43</b>	<b>0</b>
	Christian Health Center - Corbin	BELL	0	0	1	0	0
		CLAY	0	0	0	1	0
		JESSAMINE	0	0	0	1	0
		KNOX	0	2	10	17	0
		LAUREL	0	5	7	7	0
		Other	0	1	0	0	0
		PULASKI	0	0	1	0	0
		WHITLEY	0	7	15	19	0
		<b>Total</b>	<b>0</b>	<b>15</b>	<b>34</b>	<b>45</b>	<b>0</b>
	Corbin Health and Rehabilitation Center	BELL	0	2	1	0	0

ADD – Area Development District

**2025 ANNUAL KENTUCKY LONG TERM CARE UTILIZATION AND SERVICE REPORT**

**Table 30 - 2025 Kentucky Long Term Care Facility Patient Origin  
Facility ADD and Facility by Patient County of Residence**

ADD	Facility Name	Patient County (or non-KY state abbr.)	Under 65	65-74	75-84	Over 85	Unknown
		CASEY	0	1	0	0	0
		FAYETTE	0	7	9	0	0
		KENTON	0	1	0	0	0
		KNOX	0	1	2	0	0
		LAUREL	0	6	2	0	0
		MCCREARY	0	0	1	0	0
		WHITLEY	5	23	27	2	0
		<b>Total</b>	<b>5</b>	<b>41</b>	<b>42</b>	<b>2</b>	<b>0</b>
	Generations Center of Middlesboro						
		BELL	2	0	0	0	0
		HARLAN	8	0	0	0	0
		LAUREL	0	2	0	0	0
		Other	37	0	0	0	0
		TN	9	0	0	0	0
		<b>Total</b>	<b>56</b>	<b>2</b>	<b>0</b>	<b>0</b>	<b>0</b>
	Harlan Health and Rehabilitation Center						
		BELL	3	3	0	0	0
		BOURBON	0	1	0	0	0
		HARLAN	26	31	29	19	0
		JOHNSON	1	0	0	0	0
		KNOTT	0	1	1	0	0
		KNOX	1	1	0	0	0
		OH	0	2	0	0	0

ADD – Area Development District

**2025 ANNUAL KENTUCKY LONG TERM CARE UTILIZATION AND SERVICE REPORT**

**Table 30 - 2025 Kentucky Long Term Care Facility Patient Origin  
Facility ADD and Facility by Patient County of Residence**

ADD	Facility Name	Patient County (or non-KY state abbr.)	Under 65	65-74	75-84	Over 85	Unknown
		WHITLEY	0	0	1	0	0
		WOLFE	1	0	0	0	0
		<b>Total</b>	<b>32</b>	<b>39</b>	<b>31</b>	<b>19</b>	<b>0</b>
	Hillcrest Health and Rehabilitation Center						
		BELL	1	0	0	0	0
		CLAY	0	1	0	2	0
		JACKSON	0	0	1	0	0
		KNOTT	0	0	1	0	0
		KNOX	1	3	4	5	0
		LAUREL	2	15	14	9	0
		LESLIE	0	0	0	1	0
		MCCREARY	0	2	0	0	0
		MERCER	0	0	0	1	0
		PULASKI	0	2	0	0	0
		WHITLEY	9	11	12	6	0
		<b>Total</b>	<b>13</b>	<b>34</b>	<b>32</b>	<b>24</b>	<b>0</b>
	Landmark of Laurel Creek Rehab and Nursing						
		BREATHITT	0	0	1	0	0
		CLAY	7	26	20	21	0
		JACKSON	2	2	10	2	0
		LAUREL	1	1	6	0	0
		MADISON	1	0	0	0	0
		<b>Total</b>	<b>11</b>	<b>29</b>	<b>37</b>	<b>23</b>	<b>0</b>

ADD – Area Development District

**2025 ANNUAL KENTUCKY LONG TERM CARE UTILIZATION AND SERVICE REPORT**

**Table 30 - 2025 Kentucky Long Term Care Facility Patient Origin  
Facility ADD and Facility by Patient County of Residence**

<b>ADD</b>	<b>Facility Name</b>	<b>Patient County (or non-KY state abbr.)</b>	<b>Under 65</b>	<b>65-74</b>	<b>75-84</b>	<b>Over 85</b>	<b>Unknown</b>
	Laurel Heights Home for the Elderly						
		BELL	0	1	0	0	0
		CLAY	1	0	0	2	0
		GALLATIN	0	0	1	0	0
		HARLAN	0	0	1	0	0
		JACKSON	0	0	0	2	0
		JEFFERSON	0	1	0	0	0
		KNOX	2	0	2	2	0
		LAUREL	3	12	48	47	0
		LESLIE	0	0	0	1	0
		MADISON	0	1	0	0	0
		PULASKI	0	1	0	3	0
		ROCKCASTLE	0	1	0	0	0
		RUSSELL	0	0	0	1	0
		WAYNE	0	0	0	1	0
		WHITLEY	0	5	2	2	0
		<b>Total</b>	<b>6</b>	<b>22</b>	<b>54</b>	<b>61</b>	<b>0</b>
	Middlesboro Nursing and Rehab						
		BELL	6	7	34	38	0
		HARLAN	0	1	1	0	0
		KNOX	0	1	0	0	0
		TN	0	0	0	1	0

ADD – Area Development District

**2025 ANNUAL KENTUCKY LONG TERM CARE UTILIZATION AND SERVICE REPORT**

**Table 30 - 2025 Kentucky Long Term Care Facility Patient Origin  
Facility ADD and Facility by Patient County of Residence**

ADD	Facility Name	Patient County (or non-KY state abbr.)	Under 65	65-74	75-84	Over 85	Unknown
		VA	1	0	0	0	0
		<b>Total</b>	<b>7</b>	<b>9</b>	<b>35</b>	<b>39</b>	<b>0</b>
	Mountain View Rehabilitation and Healthcare Center						
		BELL	0	0	0	0	0
		FLOYD	0	1	0	0	0
		HARLAN	0	1	1	2	0
		JACKSON	1	0	0	0	0
		KNOX	2	3	7	1	0
		MADISON	0	0	1	0	0
		MCCREARY	1	0	0	0	0
		WHITLEY	2	2	0	0	0
		<b>Total</b>	<b>6</b>	<b>7</b>	<b>9</b>	<b>3</b>	<b>0</b>
	Rockcastle Health and Rehabilitation Center						
		BOYLE	1	0	0	0	0
		BREATHITT	2	1	0	0	0
		BULLITT	0	0	1	0	0
		CLARK	0	0	0	1	0
		CLAY	1	0	0	0	0
		FAYETTE	0	3	2	0	0
		FRANKLIN	1	0	0	0	0
		GARRARD	0	0	0	1	0
		HARRISON	0	1	0	0	0

ADD – Area Development District

**2025 ANNUAL KENTUCKY LONG TERM CARE UTILIZATION AND SERVICE REPORT**

**Table 30 - 2025 Kentucky Long Term Care Facility Patient Origin  
Facility ADD and Facility by Patient County of Residence**

ADD	Facility Name	Patient County (or non-KY state abbr.)	Under 65	65-74	75-84	Over 85	Unknown
		IN	1	0	0	0	0
		JACKSON	1	0	0	0	0
		JEFFERSON	0	1	0	0	0
		LAUREL	3	4	1	2	0
		LINCOLN	1	1	4	4	0
		MADISON	1	2	3	0	0
		PULASKI	3	3	3	1	0
		ROCKCASTLE	10	15	7	6	0
		SCOTT	0	0	1	0	0
		WHITLEY	1	3	0	0	0
		<b>Total</b>	<b>26</b>	<b>34</b>	<b>22</b>	<b>15</b>	<b>0</b>
	Rockcastle Regional Hospital and Respiratory Care	BELL	0	0	1	0	0
		BOURBON	0	1	0	0	0
		BOYLE	0	1	0	0	0
		BREATHITT	2	0	0	0	0
		CALDWELL	1	0	0	0	0
		CARTER	1	0	0	0	0
		CASEY	2	0	0	0	0
		CHRISTIAN	0	1	0	0	0
		CLARK	1	1	0	0	0
		ESTILL	1	0	0	0	0
		FAYETTE	4	2	1	0	0

ADD – Area Development District

**2025 ANNUAL KENTUCKY LONG TERM CARE UTILIZATION AND SERVICE REPORT**

**Table 30 - 2025 Kentucky Long Term Care Facility Patient Origin  
Facility ADD and Facility by Patient County of Residence**

ADD	Facility Name	Patient County (or non-KY state abbr.)	Under 65	65-74	75-84	Over 85	Unknown
		FLEMING	1	0	0	0	0
		FLOYD	1	0	0	0	0
		FRANKLIN	1	0	0	0	0
		HANCOCK	1	0	0	0	0
		HARLAN	2	0	0	0	0
		HARRISON	0	1	0	0	0
		HENDERSON	1	0	0	0	0
		IN	1	0	0	0	0
		JEFFERSON	4	3	0	0	0
		JESSAMINE	2	1	0	0	0
		KENTON	2	0	0	0	0
		KNOTT	1	1	0	0	0
		KNOX	2	0	1	0	0
		LAUREL	5	0	0	1	0
		LINCOLN	2	0	0	0	0
		LOGAN	1	1	0	0	0
		LYON	0	0	1	0	0
		MADISON	3	1	0	0	0
		MARION	1	0	0	0	0
		MCCREARY	1	0	0	0	0
		MERCER	1	0	0	0	0
		MONTGOMERY	1	0	0	0	0
		OH	2	0	0	0	0

ADD – Area Development District

**2025 ANNUAL KENTUCKY LONG TERM CARE UTILIZATION AND SERVICE REPORT**

**Table 30 - 2025 Kentucky Long Term Care Facility Patient Origin  
Facility ADD and Facility by Patient County of Residence**

<b>ADD</b>	<b>Facility Name</b>	<b>Patient County (or non-KY state abbr.)</b>	<b>Under 65</b>	<b>65-74</b>	<b>75-84</b>	<b>Over 85</b>	<b>Unknown</b>
		Other	6	0	0	1	0
		OWSLEY	1	0	0	0	0
		PENDLETON	1	0	0	0	0
		PIKE	2	0	1	0	0
		POWELL	1	1	0	0	0
		PULASKI	2	2	0	0	0
		ROBERTSON	1	0	0	0	0
		ROCKCASTLE	6	0	0	0	0
		SCOTT	1	1	0	0	0
		TN	7	0	1	1	0
		TRIMBLE	0	0	1	0	0
		UNION	1	0	0	0	0
		WAYNE	1	3	0	0	0
		WHITLEY	3	1	0	0	0
		<b>Total</b>	<b>81</b>	<b>22</b>	<b>7</b>	<b>3</b>	<b>0</b>
	Signature HealthCare at Jackson Manor						
		BOONE	0	0	1	0	0
		CLAY	0	4	1	1	0
		FAYETTE	1	0	0	0	0
		GARRARD	0	0	1	0	0
		HARLAN	0	0	1	0	0
		JACKSON	0	4	8	7	0
		KNOX	1	1	0	0	0

ADD – Area Development District

**2025 ANNUAL KENTUCKY LONG TERM CARE UTILIZATION AND SERVICE REPORT**

**Table 30 - 2025 Kentucky Long Term Care Facility Patient Origin  
Facility ADD and Facility by Patient County of Residence**

ADD	Facility Name	Patient County (or non-KY state abbr.)	Under 65	65-74	75-84	Over 85	Unknown
		LAUREL	4	6	3	4	0
		MCCREARY	0	0	1	0	0
		ROCKCASTLE	1	0	0	0	0
		WHITLEY	0	0	0	1	0
		<b>Total</b>	<b>7</b>	<b>15</b>	<b>16</b>	<b>13</b>	<b>0</b>
The Heritage		CAMPBELL	0	0	1	0	0
		CLAY	0	1	2	0	0
		HARLAN	0	0	0	1	0
		JACKSON	0	0	0	1	0
		KNOX	1	3	2	1	0
		LAUREL	1	5	5	17	0
		MADISON	0	1	0	1	0
		MCCREARY	0	1	0	0	0
		MORGAN	0	0	0	1	0
		OH	0	0	0	1	0
		Other	0	0	0	1	0
		OWSLEY	0	0	1	0	0
		PULASKI	0	0	1	0	0
		TN	1	0	0	0	0
		VA	0	0	0	1	0
		WHITLEY	4	5	8	16	0
		<b>Total</b>	<b>7</b>	<b>16</b>	<b>20</b>	<b>41</b>	<b>0</b>

ADD – Area Development District

**2025 ANNUAL KENTUCKY LONG TERM CARE UTILIZATION AND SERVICE REPORT**

**Table 30 - 2025 Kentucky Long Term Care Facility Patient Origin  
Facility ADD and Facility by Patient County of Residence**

ADD	Facility Name	Patient County (or non-KY state abbr.)	Under 65	65-74	75-84	Over 85	Unknown
	Williamsburg Health and Rehabilitation Center						
		ANDERSON	0	1	0	0	0
		LAUREL	0	0	3	0	0
		TN	1	1	3	2	0
		WHITLEY	4	14	38	30	0
		<b>Total</b>	<b>5</b>	<b>16</b>	<b>44</b>	<b>32</b>	<b>0</b>
		<b>ADD:13 Total</b>	<b>271</b>	<b>327</b>	<b>418</b>	<b>363</b>	<b>0</b>
ADD:14	Bluegrass Way						
		TAYLOR	0	0	0	0	0
		<b>Total</b>	<b>0</b>	<b>0</b>	<b>0</b>	<b>0</b>	<b>0</b>
	Campbellsville Nursing and Rehabilitation						
		ADAIR	2	0	0	1	0
		CASEY	0	1	0	0	0
		GRAYSON	0	0	0	1	0
		GREEN	0	2	3	1	0
		HART	1	0	2	0	0
		JESSAMINE	0	0	0	1	0
		MARION	1	0	1	2	0
		RUSSELL	0	0	1	0	0
		TAYLOR	4	10	13	13	0
		<b>Total</b>	<b>8</b>	<b>13</b>	<b>20</b>	<b>19</b>	<b>0</b>

ADD – Area Development District

**2025 ANNUAL KENTUCKY LONG TERM CARE UTILIZATION AND SERVICE REPORT**

**Table 30 - 2025 Kentucky Long Term Care Facility Patient Origin  
Facility ADD and Facility by Patient County of Residence**

ADD	Facility Name	Patient County (or non-KY state abbr.)	Under 65	65-74	75-84	Over 85	Unknown
	Clinton County Care and Rehabilitation Center						
		CLINTON	0	5	12	13	0
		CUMBERLAND	0	1	0	0	0
		RUSSELL	0	1	0	1	0
		WAYNE	1	1	8	6	0
		<b>Total</b>	<b>1</b>	<b>8</b>	<b>20</b>	<b>20</b>	<b>0</b>
	Cumberland Manor Rest Home I LLC						
		MCCREARY	29	9	1	0	0
		Other	2	1	0	0	0
		PULASKI	2	1	1	0	0
		<b>Total</b>	<b>33</b>	<b>11</b>	<b>2</b>	<b>0</b>	<b>0</b>
	Cumberland Nursing and Rehabilitation Center						
		BOYLE	0	0	1	0	0
		CASEY	0	0	3	1	0
		CLINTON	0	0	1	0	0
		GREEN	0	1	0	0	0
		KENTON	0	0	1	0	0
		MCCRACKEN	0	1	0	0	0
		MCCREARY	0	1	2	2	0
		Other	0	0	1	0	0
		PULASKI	5	9	15	26	0
		ROCKCASTLE	1	0	0	0	0
		WAYNE	4	3	2	2	0

ADD – Area Development District

**2025 ANNUAL KENTUCKY LONG TERM CARE UTILIZATION AND SERVICE REPORT**

**Table 30 - 2025 Kentucky Long Term Care Facility Patient Origin  
Facility ADD and Facility by Patient County of Residence**

ADD	Facility Name	Patient County (or non-KY state abbr.)	Under 65	65-74	75-84	Over 85	Unknown
		WHITLEY	4	0	0	0	0
		<b>Total</b>	<b>14</b>	<b>15</b>	<b>26</b>	<b>31</b>	<b>0</b>
	Cumberland Valley Nursing and Rehabilitation Center						
		CLINTON	1	1	2	1	0
		CUMBERLAND	6	9	18	13	0
		Other	2	2	0	0	0
		WAYNE	1	4	18	5	0
		<b>Total</b>	<b>10</b>	<b>16</b>	<b>38</b>	<b>19</b>	<b>0</b>
	Fair Oaks Health Systems						
		ADAIR	1	5	5	6	0
		BOYLE	0	1	0	0	0
		CASEY	0	1	2	0	0
		GRANT	1	0	0	0	0
		HENRY	0	0	0	1	0
		JEFFERSON	0	0	1	0	0
		Other	0	0	0	0	1
		PULASKI	1	1	7	3	0
		RUSSELL	8	10	19	24	0
		<b>Total</b>	<b>11</b>	<b>18</b>	<b>34</b>	<b>34</b>	<b>1</b>
	Grandview Nursing and Rehabilitation Facility						
		ADAIR	2	0	0	4	0
		BULLITT	0	0	0	1	0

ADD – Area Development District

**2025 ANNUAL KENTUCKY LONG TERM CARE UTILIZATION AND SERVICE REPORT**

**Table 30 - 2025 Kentucky Long Term Care Facility Patient Origin  
Facility ADD and Facility by Patient County of Residence**

ADD	Facility Name	Patient County (or non-KY state abbr.)	Under 65	65-74	75-84	Over 85	Unknown
		GREEN	1	2	2	5	0
		IN	0	0	1	0	0
		JEFFERSON	0	0	1	0	0
		LARUE	0	0	1	0	0
		MARION	0	1	3	0	0
		NELSON	0	0	0	1	0
		TAYLOR	3	4	17	25	0
		TN	0	0	0	1	0
		<b>Total</b>	<b>6</b>	<b>7</b>	<b>25</b>	<b>37</b>	<b>0</b>
Green River Trails		ADAIR	3	0	1	3	0
		ANDERSON	0	0	1	0	0
		BARREN	1	2	2	1	0
		BELL	1	0	0	0	0
		BULLITT	0	0	0	1	0
		FAYETTE	0	1	0	1	0
		FRANKLIN	1	0	0	0	0
		GREEN	4	3	9	19	0
		HARDIN	3	3	1	0	0
		HART	1	0	0	0	0
		JEFFERSON	2	3	0	0	0
		LARUE	0	1	3	1	0
		LOGAN	1	0	0	0	0

ADD – Area Development District

**2025 ANNUAL KENTUCKY LONG TERM CARE UTILIZATION AND SERVICE REPORT**

**Table 30 - 2025 Kentucky Long Term Care Facility Patient Origin  
Facility ADD and Facility by Patient County of Residence**

ADD	Facility Name	Patient County (or non-KY state abbr.)	Under 65	65-74	75-84	Over 85	Unknown
		MADISON	0	1	0	0	0
		MARION	1	0	0	0	0
		PULASKI	0	1	0	0	0
		RUSSELL	0	1	0	0	0
		SPENCER	0	0	1	0	0
		TAYLOR	4	7	9	8	0
		WHITLEY	1	0	0	0	0
		<b>Total</b>	<b>23</b>	<b>23</b>	<b>27</b>	<b>34</b>	<b>0</b>
	Lake Cumberland Regional Hospital SCU						
		CASEY	0	0	1	0	0
		MCCREARY	0	1	1	0	0
		PULASKI	0	1	3	3	0
		<b>Total</b>	<b>0</b>	<b>2</b>	<b>5</b>	<b>3</b>	<b>0</b>
	Liberty Care and Rehabilitation Center						
		ADAIR	0	0	0	3	0
		ANDERSON	1	0	0	0	0
		BOYLE	0	1	3	0	0
		CASEY	2	5	11	13	0
		CLARK	0	0	1	0	0
		DAVISS	0	0	1	0	0
		FAYETTE	0	1	1	0	0
		GREENUP	0	1	0	0	0
		HARLAN	1	0	0	0	0

ADD – Area Development District

**2025 ANNUAL KENTUCKY LONG TERM CARE UTILIZATION AND SERVICE REPORT**

**Table 30 - 2025 Kentucky Long Term Care Facility Patient Origin  
Facility ADD and Facility by Patient County of Residence**

ADD	Facility Name	Patient County (or non-KY state abbr.)	Under 65	65-74	75-84	Over 85	Unknown
		IN	0	0	1	0	0
		JEFFERSON	0	0	1	0	0
		JESSAMINE	2	0	0	0	0
		LAUREL	0	1	2	0	0
		LINCOLN	1	0	2	5	0
		MARION	0	0	0	1	0
		MCCREARY	0	0	0	1	0
		MERCER	0	0	0	2	0
		NELSON	1	0	0	0	0
		OH	0	0	0	1	0
		PIKE	0	0	0	1	0
		PULASKI	2	6	1	0	0
		ROWAN	1	0	0	0	0
		RUSSELL	2	0	2	2	0
		SCOTT	0	0	1	0	0
		TAYLOR	0	2	1	0	0
		WARREN	0	1	0	0	0
		WAYNE	0	0	0	1	0
		<b>Total</b>	<b>13</b>	<b>18</b>	<b>28</b>	<b>30</b>	<b>0</b>
	McDowell Skilled Nursing Facility						
		GREEN	0	0	0	0	0
		<b>Total</b>	<b>0</b>	<b>0</b>	<b>0</b>	<b>0</b>	<b>0</b>

ADD – Area Development District

**2025 ANNUAL KENTUCKY LONG TERM CARE UTILIZATION AND SERVICE REPORT**

**Table 30 - 2025 Kentucky Long Term Care Facility Patient Origin  
Facility ADD and Facility by Patient County of Residence**

<b>ADD</b>	<b>Facility Name</b>	<b>Patient County (or non-KY state abbr.)</b>	<b>Under 65</b>	<b>65-74</b>	<b>75-84</b>	<b>Over 85</b>	<b>Unknown</b>
	Mountain Ridge Health and Rehabilitation						
		CLINTON	0	1	0	2	0
		OH	0	1	0	0	0
		PULASKI	1	0	0	1	0
		RUSSELL	1	0	0	0	0
		TN	0	0	0	0	0
		WAYNE	8	12	13	16	0
		<b>Total</b>	<b>10</b>	<b>14</b>	<b>13</b>	<b>19</b>	<b>0</b>
	Signature Healthcare at Summit Manor Rehab						
		ADAIR	4	11	17	19	0
		CASEY	0	0	1	0	0
		CUMBERLAND	1	0	2	0	0
		FAYETTE	0	1	0	0	0
		GREEN	0	0	1	0	0
		JEFFERSON	0	2	0	0	0
		LAUREL	0	1	0	0	0
		PULASKI	0	0	3	2	0
		RUSSELL	2	2	6	3	0
		TAYLOR	3	3	1	1	0
		WAYNE	1	0	0	0	0
		<b>Total</b>	<b>11</b>	<b>20</b>	<b>31</b>	<b>25</b>	<b>0</b>
	Signature Healthcare of McCreary County Rehab						
		ADAIR	0	0	1	0	0

ADD – Area Development District

**2025 ANNUAL KENTUCKY LONG TERM CARE UTILIZATION AND SERVICE REPORT**

**Table 30 - 2025 Kentucky Long Term Care Facility Patient Origin  
Facility ADD and Facility by Patient County of Residence**

<b>ADD</b>	<b>Facility Name</b>	<b>Patient County (or non-KY state abbr.)</b>	<b>Under 65</b>	<b>65-74</b>	<b>75-84</b>	<b>Over 85</b>	<b>Unknown</b>
		FRANKLIN	0	0	1	0	0
		JEFFERSON	0	0	1	0	0
		LAUREL	2	2	0	0	0
		MCCREARY	0	7	12	8	0
		POWELL	0	1	0	0	0
		PULASKI	2	6	1	1	0
		TN	0	1	0	2	0
		WAYNE	1	0	1	2	0
		WHITLEY	0	3	1	1	0
		<b>Total</b>	<b>5</b>	<b>20</b>	<b>18</b>	<b>14</b>	<b>0</b>
	<b>Somerset Nursing and Rehabilitation Facility</b>						
		CASEY	0	0	1	0	0
		LINCOLN	0	0	2	1	0
		MCCREARY	0	1	0	1	0
		Other	0	1	0	0	0
		PULASKI	4	13	26	53	0
		ROCKCASTLE	0	1	0	0	0
		RUSSELL	0	0	2	1	0
		TAYLOR	0	0	0	1	0
		WAYNE	1	1	2	3	0
		WHITLEY	0	0	0	1	0
		<b>Total</b>	<b>5</b>	<b>17</b>	<b>33</b>	<b>61</b>	<b>0</b>

ADD – Area Development District

**2025 ANNUAL KENTUCKY LONG TERM CARE UTILIZATION AND SERVICE REPORT**

**Table 30 - 2025 Kentucky Long Term Care Facility Patient Origin  
Facility ADD and Facility by Patient County of Residence**

ADD	Facility Name	Patient County (or non-KY state abbr.)	Under 65	65-74	75-84	Over 85	Unknown
	The Neighborhood Nursing Facility						
		JEFFERSON	0	1	0	0	0
		PULASKI	0	1	3	4	0
		WAYNE	0	0	1	1	0
		<b>Total</b>	<b>0</b>	<b>2</b>	<b>4</b>	<b>5</b>	<b>0</b>
		<b>ADD:14 Total</b>	<b>150</b>	<b>204</b>	<b>324</b>	<b>351</b>	<b>1</b>
ADD:15	Berea Health and Rehabilitation						
		BOYD	0	0	1	0	0
		ESTILL	0	1	0	0	0
		FAYETTE	1	0	0	0	0
		IN	2	0	0	0	0
		JACKSON	0	0	2	0	0
		LAUREL	0	0	1	0	0
		MADISON	3	15	20	16	0
		OH	0	1	2	1	0
		Other	0	1	1	2	0
		PERRY	0	0	1	0	0
		ROCKCASTLE	0	0	10	0	0
		<b>Total</b>	<b>6</b>	<b>18</b>	<b>38</b>	<b>19</b>	<b>0</b>
	Bluegrass Care and Rehabilitation Center						
		ALLEN	0	0	1	0	0
		BOURBON	0	2	0	0	0

ADD – Area Development District

**2025 ANNUAL KENTUCKY LONG TERM CARE UTILIZATION AND SERVICE REPORT**

**Table 30 - 2025 Kentucky Long Term Care Facility Patient Origin  
Facility ADD and Facility by Patient County of Residence**

ADD	Facility Name	Patient County (or non-KY state abbr.)	Under 65	65-74	75-84	Over 85	Unknown
		CAMPBELL	0	0	1	0	0
		CLARK	0	0	1	0	0
		FAYETTE	11	19	28	18	0
		FLOYD	0	1	1	0	0
		FRANKLIN	2	0	0	0	0
		GRAVES	0	0	1	0	0
		JEFFERSON	0	1	1	0	0
		JESSAMINE	1	1	6	2	0
		KNOTT	0	1	0	0	0
		LOGAN	1	0	0	0	0
		MADISON	2	3	2	0	0
		ROCKCASTLE	0	1	0	0	0
		SCOTT	0	2	2	1	0
		WOODFORD	1	0	0	0	0
		<b>Total</b>	<b>18</b>	<b>31</b>	<b>44</b>	<b>21</b>	<b>0</b>
Bourbon Heights		BOURBON	2	5	18	28	0
		CLARK	0	0	1	1	0
		FAYETTE	0	1	2	1	0
		FLEMING	0	0	1	1	0
		FRANKLIN	0	0	1	0	0
		HARRISON	0	1	2	2	0
		JEFFERSON	0	1	0	0	0

ADD – Area Development District

**2025 ANNUAL KENTUCKY LONG TERM CARE UTILIZATION AND SERVICE REPORT**

**Table 30 - 2025 Kentucky Long Term Care Facility Patient Origin  
Facility ADD and Facility by Patient County of Residence**

<b>ADD</b>	<b>Facility Name</b>	<b>Patient County (or non-KY state abbr.)</b>	<b>Under 65</b>	<b>65-74</b>	<b>75-84</b>	<b>Over 85</b>	<b>Unknown</b>
		LARUE	0	0	0	1	0
		MADISON	0	0	0	1	0
		MASON	1	0	0	1	0
		MONTGOMERY	0	0	1	0	0
		NICHOLAS	1	1	2	1	0
		ROWAN	0	0	0	1	0
		SCOTT	1	0	1	0	0
		WOODFORD	0	0	1	0	0
		<b>Total</b>	<b>5</b>	<b>9</b>	<b>30</b>	<b>38</b>	<b>0</b>
	<b>Bradford Square Center</b>						
		FRANKLIN	0	0	0	0	93
		<b>Total</b>	<b>0</b>	<b>0</b>	<b>0</b>	<b>0</b>	<b>93</b>
	<b>Bridgepointe at Ashgrove Woods</b>						
		JESSAMINE	0	0	0	0	0
		<b>Total</b>	<b>0</b>	<b>0</b>	<b>0</b>	<b>0</b>	<b>0</b>
	<b>Cambridge Nursing and Rehabilitation Center</b>						
		ADAIR	0	0	1	0	0
		ANDERSON	0	0	2	0	0
		BOONE	0	0	1	0	0
		BREATHITT	0	0	0	1	0
		ESTILL	0	0	1	1	0
		FAYETTE	13	14	25	26	0
		GARRARD	0	0	0	1	0

ADD – Area Development District

**2025 ANNUAL KENTUCKY LONG TERM CARE UTILIZATION AND SERVICE REPORT**

**Table 30 - 2025 Kentucky Long Term Care Facility Patient Origin  
Facility ADD and Facility by Patient County of Residence**

<b>ADD</b>	<b>Facility Name</b>	<b>Patient County (or non-KY state abbr.)</b>	<b>Under 65</b>	<b>65-74</b>	<b>75-84</b>	<b>Over 85</b>	<b>Unknown</b>
		HARRISON	0	1	0	0	0
		IN	1	0	1	0	0
		JESSAMINE	0	1	0	4	0
		LAUREL	0	0	1	0	0
		MERCER	0	0	0	1	0
		NICHOLAS	0	0	1	0	0
		OWEN	0	1	0	0	0
		PIKE	0	0	1	0	0
		PULASKI	0	1	0	0	0
		SCOTT	0	0	0	1	0
		UNION	0	1	0	0	0
		WASHINGTON	0	0	1	0	0
		WOLFE	1	0	0	0	0
		WOODFORD	0	0	0	2	0
		<b>Total</b>	<b>15</b>	<b>19</b>	<b>35</b>	<b>37</b>	<b>0</b>
Cardinal Hill Rehab Unit		FAYETTE	0	0	0	0	0
		<b>Total</b>	<b>0</b>	<b>0</b>	<b>0</b>	<b>0</b>	<b>0</b>
Cedar Ridge Health Campus		BOURBON	0	0	3	5	0
		FAYETTE	0	0	1	1	0
		FRANKLIN	0	0	0	1	0
		HARRISON	0	2	5	12	0

ADD – Area Development District

**2025 ANNUAL KENTUCKY LONG TERM CARE UTILIZATION AND SERVICE REPORT**

**Table 30 - 2025 Kentucky Long Term Care Facility Patient Origin  
Facility ADD and Facility by Patient County of Residence**

ADD	Facility Name	Patient County (or non-KY state abbr.)	Under 65	65-74	75-84	Over 85	Unknown
		MASON	0	0	0	1	0
		MONTGOMERY	1	0	0	0	0
		NICHOLAS	0	0	3	2	0
		Other	0	0	0	1	0
		PENDLETON	0	0	0	1	0
		ROBERTSON	0	0	1	0	0
		SCOTT	1	1	2	3	0
		<b>Total</b>	<b>2</b>	<b>3</b>	<b>15</b>	<b>27</b>	<b>0</b>
Danville Center for Health		ADAIR	0	1	0	0	0
		ANDERSON	0	0	1	0	0
		BOYLE	1	11	15	5	0
		ESTILL	0	1	0	0	0
		FAYETTE	0	1	3	2	0
		FRANKLIN	0	1	1	0	0
		GARRARD	1	3	1	1	0
		HARLAN	0	1	0	0	0
		JESSAMINE	2	1	1	1	0
		LAUREL	0	1	0	0	0
		LINCOLN	1	0	2	8	0
		MADISON	0	0	1	0	0
		MARION	0	0	0	1	0
		MCCREARY	0	0	1	0	0

ADD – Area Development District

**2025 ANNUAL KENTUCKY LONG TERM CARE UTILIZATION AND SERVICE REPORT**

**Table 30 - 2025 Kentucky Long Term Care Facility Patient Origin  
Facility ADD and Facility by Patient County of Residence**

ADD	Facility Name	Patient County (or non-KY state abbr.)	Under 65	65-74	75-84	Over 85	Unknown
		MENIFEE	1	0	0	0	0
		MERCER	1	3	2	4	0
		MONTGOMERY	1	0	0	0	0
		PERRY	0	1	0	0	0
		PULASKI	1	0	1	0	0
		ROCKCASTLE	0	0	0	1	0
		SCOTT	0	1	0	0	0
		WASHINGTON	1	1	0	0	0
		WAYNE	0	0	1	0	0
		<b>Total</b>	<b>10</b>	<b>27</b>	<b>30</b>	<b>23</b>	<b>0</b>
	Dover Nursing and Rehabilitation	ANDERSON	1	0	0	0	0
		BATH	1	0	0	0	0
		BOONE	0	1	0	0	0
		BOURBON	0	1	0	0	0
		CLARK	0	0	1	0	0
		FAYETTE	4	6	6	6	0
		FRANKLIN	1	3	0	0	0
		GRANT	1	0	0	0	0
		HARRISON	1	1	1	1	0
		JACKSON	0	0	1	0	0
		JEFFERSON	0	0	1	0	0
		JESSAMINE	0	0	2	0	0

ADD – Area Development District

**2025 ANNUAL KENTUCKY LONG TERM CARE UTILIZATION AND SERVICE REPORT**

**Table 30 - 2025 Kentucky Long Term Care Facility Patient Origin  
Facility ADD and Facility by Patient County of Residence**

ADD	Facility Name	Patient County (or non-KY state abbr.)	Under 65	65-74	75-84	Over 85	Unknown
		KNOX	0	0	0	1	0
		LAUREL	0	0	2	0	0
		MADISON	1	0	0	1	0
		NICHOLAS	1	1	0	1	0
		PULASKI	1	0	0	0	0
		SCOTT	1	9	9	6	0
		TAYLOR	0	1	0	0	0
		WASHINGTON	0	1	0	0	0
		WOODFORD	0	0	0	1	0
		<b>Total</b>	<b>13</b>	<b>24</b>	<b>23</b>	<b>17</b>	<b>0</b>
Edgemont Healthcare		BOURBON	1	0	4	0	0
		CAMPBELL	1	0	0	0	0
		CARROLL	1	0	0	0	0
		CARTER	0	0	1	0	0
		CLARK	0	0	1	0	0
		FAYETTE	2	5	3	3	0
		FRANKLIN	0	1	0	0	0
		HARRISON	4	13	13	3	0
		JEFFERSON	0	0	1	0	0
		MADISON	0	1	0	0	0
		PIKE	0	0	0	1	0
		POWELL	0	1	1	0	0

ADD – Area Development District

**2025 ANNUAL KENTUCKY LONG TERM CARE UTILIZATION AND SERVICE REPORT**

**Table 30 - 2025 Kentucky Long Term Care Facility Patient Origin  
Facility ADD and Facility by Patient County of Residence**

ADD	Facility Name	Patient County (or non-KY state abbr.)	Under 65	65-74	75-84	Over 85	Unknown
		SCOTT	0	2	1	2	0
		<b>Total</b>	<b>9</b>	<b>23</b>	<b>25</b>	<b>9</b>	<b>0</b>
	Fountain Circle Care and Rehab Center	ANDERSON	0	1	0	1	0
		BATH	2	4	0	0	0
		BOURBON	1	0	2	0	0
		CLARK	12	16	18	13	0
		ESTILL	0	1	0	0	0
		FAYETTE	0	7	3	6	0
		FLEMING	1	0	0	0	0
		FLOYD	0	2	2	0	0
		FRANKLIN	0	1	0	0	0
		GREENUP	1	0	1	0	0
		HARRISON	0	1	0	0	0
		JEFFERSON	2	0	0	0	0
		JESSAMINE	2	0	0	0	0
		LEE	1	0	0	0	0
		LINCOLN	0	1	2	0	0
		MADISON	1	0	3	0	0
		MASON	0	0	1	0	0
		MCCREARY	0	1	0	0	0
		MONTGOMERY	1	2	3	4	0

ADD – Area Development District

**2025 ANNUAL KENTUCKY LONG TERM CARE UTILIZATION AND SERVICE REPORT**

**Table 30 - 2025 Kentucky Long Term Care Facility Patient Origin  
Facility ADD and Facility by Patient County of Residence**

ADD	Facility Name	Patient County (or non-KY state abbr.)	Under 65	65-74	75-84	Over 85	Unknown
		NICHOLAS	1	1	1	0	0
		PERRY	0	2	0	0	0
		POWELL	2	2	0	0	0
		ROWAN	0	2	1	1	0
		SCOTT	0	2	0	0	0
		WOLFE	0	1	0	1	0
		<b>Total</b>	<b>27</b>	<b>47</b>	<b>37</b>	<b>26</b>	<b>0</b>
Frankfort Trails		ANDERSON	3	1	1	0	0
		BRACKEN	0	0	0	1	0
		BREATHITT	1	0	0	0	0
		CLARK	0	1	0	0	0
		FAYETTE	7	1	3	0	0
		FRANKLIN	11	15	11	6	0
		HARRISON	3	0	0	0	0
		JEFFERSON	2	0	0	0	0
		JESSAMINE	1	0	0	0	0
		LINCOLN	0	1	0	0	0
		MADISON	2	1	0	0	0
		MASON	1	0	0	0	0
		MONTGOMERY	1	0	0	0	0
		OWSLEY	1	0	0	0	0
		PENDLETON	1	0	0	0	0

ADD – Area Development District

**2025 ANNUAL KENTUCKY LONG TERM CARE UTILIZATION AND SERVICE REPORT**

**Table 30 - 2025 Kentucky Long Term Care Facility Patient Origin  
Facility ADD and Facility by Patient County of Residence**

ADD	Facility Name	Patient County (or non-KY state abbr.)	Under 65	65-74	75-84	Over 85	Unknown
		SCOTT	1	2	0	0	0
		SHELBY	1	1	0	0	0
		WHITLEY	2	0	0	0	0
		WOODFORD	1	0	3	0	0
		<b>Total</b>	<b>39</b>	<b>23</b>	<b>18</b>	<b>7</b>	<b>0</b>
	Harrison Nursing and Rehabilitation Center						
		BOONE	0	2	2	1	0
		BOURBON	2	1	2	0	0
		FAYETTE	2	1	3	0	0
		GRANT	2	0	0	0	0
		HARRISON	4	6	6	3	0
		JEFFERSON	0	1	0	0	0
		MADISON	1	1	0	0	0
		MONTGOMERY	1	0	0	0	0
		NICHOLAS	0	0	0	1	0
		PIKE	0	1	0	0	0
		ROBERTSON	1	0	0	1	0
		RUSSELL	0	0	1	0	0
		SCOTT	0	2	1	0	0
		WV	0	0	1	0	0
		<b>Total</b>	<b>13</b>	<b>15</b>	<b>16</b>	<b>6</b>	<b>0</b>
	Harrodsburg Health and Rehab Ctr.						
		ANDERSON	3	2	3	1	0

ADD – Area Development District

**2025 ANNUAL KENTUCKY LONG TERM CARE UTILIZATION AND SERVICE REPORT**

**Table 30 - 2025 Kentucky Long Term Care Facility Patient Origin  
Facility ADD and Facility by Patient County of Residence**

ADD	Facility Name	Patient County (or non-KY state abbr.)	Under 65	65-74	75-84	Over 85	Unknown
		BOURBON	0	1	0	0	0
		BOYLE	1	4	6	3	0
		BULLITT	1	0	0	0	0
		FAYETTE	0	6	0	2	0
		FRANKLIN	2	0	2	3	0
		GARRARD	0	0	1	0	0
		JEFFERSON	0	1	2	0	0
		JESSAMINE	0	0	0	1	0
		LAUREL	0	1	0	0	0
		LINCOLN	0	2	5	2	0
		MARION	0	1	1	0	0
		MERCER	5	5	10	9	0
		NELSON	1	0	1	0	0
		PULASKI	1	0	1	1	0
		ROCKCASTLE	0	0	1	0	0
		SCOTT	0	2	0	0	0
		WARREN	0	0	0	1	0
		WASHINGTON	0	0	1	0	0
		WHITLEY	1	0	0	0	0
		WOODFORD	1	0	0	0	0
		<b>Total</b>	<b>16</b>	<b>25</b>	<b>34</b>	<b>23</b>	<b>0</b>
Hartland Park Health and Rehabilitation		ANDERSON	0	0	0	0	0

ADD – Area Development District

**2025 ANNUAL KENTUCKY LONG TERM CARE UTILIZATION AND SERVICE REPORT**

**Table 30 - 2025 Kentucky Long Term Care Facility Patient Origin  
Facility ADD and Facility by Patient County of Residence**

ADD	Facility Name	Patient County (or non-KY state abbr.)	Under 65	65-74	75-84	Over 85	Unknown
		BOURBON	0	0	1	0	0
		BOYLE	1	0	1	0	0
		CLARK	1	2	3	3	0
		DAVISS	1	0	0	0	0
		FAYETTE	3	26	24	28	0
		FLEMING	0	0	1	0	0
		FRANKLIN	0	0	1	1	0
		GARRARD	0	0	1	0	0
		JEFFERSON	1	1	0	1	0
		JESSAMINE	0	2	3	4	0
		LAUREL	0	0	1	1	0
		LETCHER	0	0	1	0	0
		MADISON	1	2	2	4	0
		MAGOFFIN	0	0	1	0	0
		OH	2	0	0	0	0
		OWEN	1	0	0	0	0
		PERRY	0	1	2	0	0
		POWELL	0	1	1	0	0
		SCOTT	0	1	2	0	0
		TAYLOR	0	0	1	0	0
		TN	0	1	0	0	0
		WASHINGTON	0	0	1	0	0
		WOODFORD	0	0	1	0	0

ADD – Area Development District

**2025 ANNUAL KENTUCKY LONG TERM CARE UTILIZATION AND SERVICE REPORT**

**Table 30 - 2025 Kentucky Long Term Care Facility Patient Origin  
Facility ADD and Facility by Patient County of Residence**

ADD	Facility Name	Patient County (or non-KY state abbr.)	Under 65	65-74	75-84	Over 85	Unknown
		<b>Total</b>	<b>11</b>	<b>37</b>	<b>48</b>	<b>42</b>	<b>0</b>
	Henson Park Health and Rehabilitation						
		ADAIR	0	0	0	1	0
		ANDERSON	0	0	1	0	0
		BOYD	0	1	0	0	0
		CASEY	2	0	1	0	0
		FAYETTE	3	1	0	0	0
		GARRARD	1	3	1	3	0
		HARDIN	0	1	0	0	0
		JESSAMINE	0	1	1	0	0
		LARUE	0	7	13	13	0
		LINCOLN	0	2	3	3	0
		MERCER	2	1	1	3	0
		NELSON	1	0	0	0	0
		PULASKI	2	1	0	0	0
		ROCKCASTLE	0	0	0	1	0
		TAYLOR	1	0	0	0	0
		WASHINGTON	0	1	0	0	0
		<b>Total</b>	<b>12</b>	<b>19</b>	<b>21</b>	<b>24</b>	<b>0</b>
	Homestead Post Acute						
		BREATHITT	0	1	0	0	0
		FAYETTE	6	28	65	21	0
		FLEMING	0	1	0	0	0

ADD – Area Development District

**2025 ANNUAL KENTUCKY LONG TERM CARE UTILIZATION AND SERVICE REPORT**

**Table 30 - 2025 Kentucky Long Term Care Facility Patient Origin  
Facility ADD and Facility by Patient County of Residence**

<b>ADD</b>	<b>Facility Name</b>	<b>Patient County (or non-KY state abbr.)</b>	<b>Under 65</b>	<b>65-74</b>	<b>75-84</b>	<b>Over 85</b>	<b>Unknown</b>
		FLOYD	0	0	1	0	0
		JESSAMINE	0	0	1	2	0
		KENTON	0	1	0	0	0
		MADISON	0	0	0	1	0
		MARION	0	0	1	0	0
		SCOTT	0	1	0	0	0
		WOODFORD	1	0	1	0	0
		<b>Total</b>	<b>7</b>	<b>32</b>	<b>69</b>	<b>24</b>	<b>0</b>
Irvine Nursing and Rehabilitation		BOYLE	0	0	0	1	0
		CLARK	1	0	0	2	0
		CLAY	1	0	0	0	0
		ESTILL	10	10	18	12	0
		FAYETTE	2	0	0	0	0
		GARRARD	1	0	0	0	0
		JACKSON	0	1	0	0	0
		KENTON	0	1	0	0	0
		MADISON	2	4	4	1	0
		MONTGOMERY	0	0	1	0	0
		PERRY	0	1	0	0	0
		POWELL	4	1	0	0	0
		WAYNE	0	1	0	0	0
		<b>Total</b>	<b>21</b>	<b>19</b>	<b>23</b>	<b>16</b>	<b>0</b>

ADD – Area Development District

**2025 ANNUAL KENTUCKY LONG TERM CARE UTILIZATION AND SERVICE REPORT**

**Table 30 - 2025 Kentucky Long Term Care Facility Patient Origin  
Facility ADD and Facility by Patient County of Residence**

ADD	Facility Name	Patient County (or non-KY state abbr.)	Under 65	65-74	75-84	Over 85	Unknown
	Kenwood Health and Rehabilitation Center	CLARK	0	0	2	0	0
		ESTILL	1	1	1	0	0
		FAYETTE	1	2	3	1	0
		FLOYD	0	0	1	0	0
		GARRARD	0	2	1	1	0
		JACKSON	0	2	3	1	0
		JESSAMINE	1	0	0	0	0
		LAUREL	1	0	0	0	0
		MADISON	9	3	31	19	0
		OH	0	0	0	1	0
		WAYNE	0	1	0	0	0
		<b>Total</b>	<b>13</b>	<b>11</b>	<b>42</b>	<b>23</b>	<b>0</b>
	Landmark of Lancaster Rehabilitation and Nursing	BOYLE	0	1	5	3	0
		CASEY	0	1	0	0	0
		FAYETTE	0	0	1	1	0
		GARRARD	11	8	9	15	0
		HOPKINS	1	0	0	0	0
		JACKSON	0	0	1	0	0
		JESSAMINE	0	2	1	2	0
		LETCHER	0	0	1	0	0
		LINCOLN	3	6	5	2	0

ADD – Area Development District

**2025 ANNUAL KENTUCKY LONG TERM CARE UTILIZATION AND SERVICE REPORT**

**Table 30 - 2025 Kentucky Long Term Care Facility Patient Origin  
Facility ADD and Facility by Patient County of Residence**

ADD	Facility Name	Patient County (or non-KY state abbr.)	Under 65	65-74	75-84	Over 85	Unknown
		MADISON	1	4	3	1	0
		MARION	0	0	1	0	0
		MERCER	0	1	0	0	0
		MONTGOMERY	0	1	0	0	0
		ROWAN	0	1	0	0	0
		<b>Total</b>	<b>16</b>	<b>25</b>	<b>27</b>	<b>24</b>	<b>0</b>
Lexington Country Place		BOURBON	0	0	1	0	0
		CASEY	0	0	0	1	0
		FAYETTE	1	5	11	60	0
		JESSAMINE	0	0	1	2	0
		MERCER	1	0	0	0	0
		Other	0	0	0	2	0
		SCOTT	0	0	1	0	0
		WOODFORD	0	0	0	2	0
		<b>Total</b>	<b>2</b>	<b>5</b>	<b>14</b>	<b>67</b>	<b>0</b>
Lexington Premier Nursing and Rehab, LLC		ANDERSON	0	1	1	0	0
		BOURBON	0	0	0	1	0
		BOYLE	0	1	0	0	0
		CARTER	0	1	0	0	0
		CLARK	0	1	0	2	0
		FAYETTE	17	17	32	17	0

ADD – Area Development District

**2025 ANNUAL KENTUCKY LONG TERM CARE UTILIZATION AND SERVICE REPORT**

**Table 30 - 2025 Kentucky Long Term Care Facility Patient Origin  
Facility ADD and Facility by Patient County of Residence**

ADD	Facility Name	Patient County (or non-KY state abbr.)	Under 65	65-74	75-84	Over 85	Unknown
		FRANKLIN	0	1	0	1	0
		HARLAN	0	1	0	0	0
		JACKSON	1	0	0	0	0
		JESSAMINE	1	3	2	2	0
		LETCHER	0	0	0	1	0
		MADISON	1	1	0	1	0
		OH	1	0	0	0	0
		Other	0	1	0	0	0
		PULASKI	0	0	0	1	0
		SCOTT	0	0	1	0	0
		WOODFORD	1	0	0	0	0
		<b>Total</b>	<b>22</b>	<b>28</b>	<b>36</b>	<b>26</b>	<b>0</b>
	Madison Health and Rehabilitation Center						
		CLARK	1	1	2	0	0
		ESTILL	1	0	0	0	0
		FAYETTE	2	2	4	5	0
		GARRARD	3	2	1	0	0
		HARLAN	1	0	0	0	0
		HARRISON	0	0	1	0	0
		JACKSON	1	1	0	0	0
		JEFFERSON	0	0	1	0	0
		JESSAMINE	0	0	1	0	0
		KNOX	1	0	0	0	0

ADD – Area Development District

**2025 ANNUAL KENTUCKY LONG TERM CARE UTILIZATION AND SERVICE REPORT**

**Table 30 - 2025 Kentucky Long Term Care Facility Patient Origin  
Facility ADD and Facility by Patient County of Residence**

ADD	Facility Name	Patient County (or non-KY state abbr.)	Under 65	65-74	75-84	Over 85	Unknown
		LAUREL	1	0	0	0	0
		LINCOLN	1	0	0	2	0
		MADISON	7	13	12	8	0
		OLDHAM	0	0	0	1	0
		ROCKCASTLE	2	1	1	1	0
		WOODFORD	1	0	0	0	0
		<b>Total</b>	<b>22</b>	<b>20</b>	<b>23</b>	<b>17</b>	<b>0</b>
Mayfair Manor		ALLEN	0	0	0	1	0
		ANDERSON	0	0	0	1	0
		CLARK	0	1	1	0	0
		CLINTON	1	0	0	0	0
		FAYETTE	5	20	23	17	0
		FRANKLIN	0	1	0	1	0
		HARRISON	0	0	0	1	0
		JESSAMINE	0	0	0	3	0
		LAUREL	1	0	1	0	0
		LINCOLN	0	1	0	0	0
		MADISON	1	1	1	1	0
		MARION	0	0	0	1	0
		SCOTT	0	1	0	1	0
		TRIMBLE	1	0	0	0	0

ADD – Area Development District

**2025 ANNUAL KENTUCKY LONG TERM CARE UTILIZATION AND SERVICE REPORT**

**Table 30 - 2025 Kentucky Long Term Care Facility Patient Origin  
Facility ADD and Facility by Patient County of Residence**

ADD	Facility Name	Patient County (or non-KY state abbr.)	Under 65	65-74	75-84	Over 85	Unknown
		WOODFORD	0	1	1	1	0
		<b>Total</b>	<b>9</b>	<b>26</b>	<b>27</b>	<b>28</b>	<b>0</b>
	Nicholasville Nursing and Rehabilitation	FAYETTE	0	2	3	1	0
		JESSAMINE	3	15	21	17	0
		MADISON	0	2	4	0	0
		<b>Total</b>	<b>3</b>	<b>19</b>	<b>28</b>	<b>18</b>	<b>0</b>
	Parkside Manor	HARRISON	25	15	5	0	0
		<b>Total</b>	<b>25</b>	<b>15</b>	<b>5</b>	<b>0</b>	<b>0</b>
	Pine Meadows Post Acute	CLARK	1	3	2	0	0
		FAYETTE	12	20	39	17	0
		FLEMING	0	0	1	0	0
		FRANKLIN	1	0	2	0	0
		GARRARD	0	1	0	0	0
		JEFFERSON	0	1	1	0	0
		JESSAMINE	0	1	2	0	0
		MADISON	1	0	3	1	0
		MASON	0	0	1	0	0
		MERCER	1	0	0	0	0
		POWELL	1	0	0	0	0

ADD – Area Development District

**2025 ANNUAL KENTUCKY LONG TERM CARE UTILIZATION AND SERVICE REPORT**

**Table 30 - 2025 Kentucky Long Term Care Facility Patient Origin  
Facility ADD and Facility by Patient County of Residence**

ADD	Facility Name	Patient County (or non-KY state abbr.)	Under 65	65-74	75-84	Over 85	Unknown
		ROWAN	0	1	0	0	0
		SCOTT	0	0	1	0	0
		WAYNE	0	0	1	0	0
		WOODFORD	0	0	1	0	0
		<b>Total</b>	<b>17</b>	<b>27</b>	<b>54</b>	<b>18</b>	<b>0</b>
Rose Terrace, LLC		JESSAMINE	0	0	0	0	0
		<b>Total</b>	<b>0</b>	<b>0</b>	<b>0</b>	<b>0</b>	<b>0</b>
Sayre Christian Village Nursing Home		ANDERSON	0	0	1	0	0
		BOONE	0	0	0	1	0
		BOURBON	0	0	1	0	0
		BOYLE	0	0	1	1	0
		CLARK	0	0	1	0	0
		FAYETTE	2	9	30	57	0
		FRANKLIN	0	0	1	0	0
		GARRARD	0	1	0	0	0
		HICKMAN	0	1	0	0	0
		JEFFERSON	0	0	1	1	0
		JESSAMINE	0	3	5	1	0
		KENTON	0	0	0	1	0
		MADISON	1	0	1	2	0
		MERCER	0	0	1	0	0

ADD – Area Development District

**2025 ANNUAL KENTUCKY LONG TERM CARE UTILIZATION AND SERVICE REPORT**

**Table 30 - 2025 Kentucky Long Term Care Facility Patient Origin  
Facility ADD and Facility by Patient County of Residence**

<b>ADD</b>	<b>Facility Name</b>	<b>Patient County (or non-KY state abbr.)</b>	<b>Under 65</b>	<b>65-74</b>	<b>75-84</b>	<b>Over 85</b>	<b>Unknown</b>
		MONTGOMERY	0	1	0	0	0
		OH	0	0	1	0	0
		Other	0	0	0	1	0
		PIKE	0	0	1	0	0
		ROWAN	0	1	0	0	0
		SCOTT	0	1	2	1	0
		SHELBY	0	0	0	1	0
		WAYNE	0	0	0	1	0
		WOODFORD	0	0	0	1	0
		<b>Total</b>	<b>3</b>	<b>17</b>	<b>47</b>	<b>69</b>	<b>0</b>
Shady Lawn		HARRISON	50	5	3	0	0
		<b>Total</b>	<b>50</b>	<b>5</b>	<b>3</b>	<b>0</b>	<b>0</b>
Signature Healthcare at Heritage Hall Rehab		ANDERSON	3	4	13	11	0
		BOYLE	0	0	1	0	0
		CARTER	0	0	1	0	0
		FAYETTE	0	0	1	1	0
		FRANKLIN	2	9	13	8	0
		JEFFERSON	1	1	0	0	0
		MADISON	1	0	0	0	0
		MERCER	0	0	1	3	0
		OHIO	0	0	1	0	0

ADD – Area Development District

**2025 ANNUAL KENTUCKY LONG TERM CARE UTILIZATION AND SERVICE REPORT**

**Table 30 - 2025 Kentucky Long Term Care Facility Patient Origin  
Facility ADD and Facility by Patient County of Residence**

ADD	Facility Name	Patient County (or non-KY state abbr.)	Under 65	65-74	75-84	Over 85	Unknown
		ROBERTSON	0	0	1	0	0
		SPENCER	1	0	1	0	0
		WASHINGTON	0	0	1	0	0
		WHITLEY	0	0	1	0	0
		WOODFORD	0	0	3	2	0
		<b>Total</b>	<b>8</b>	<b>14</b>	<b>38</b>	<b>25</b>	<b>0</b>
Signature Healthcare of Georgetown		ADAIR	0	0	0	1	0
		BOURBON	0	1	1	0	0
		CLARK	0	0	1	0	0
		DAVIESS	0	0	1	0	0
		FAYETTE	4	2	5	1	0
		FRANKLIN	0	2	1	3	0
		HARRISON	1	1	1	0	0
		JEFFERSON	0	0	2	0	0
		JESSAMINE	0	1	0	2	0
		MADISON	0	0	0	1	0
		MONTGOMERY	0	0	1	0	0
		NICHOLAS	0	0	1	1	0
		Other	0	0	0	1	0
		OWEN	0	0	1	0	0
		PERRY	0	1	0	0	0
		ROBERTSON	0	1	0	0	0

ADD – Area Development District

**2025 ANNUAL KENTUCKY LONG TERM CARE UTILIZATION AND SERVICE REPORT**

**Table 30 - 2025 Kentucky Long Term Care Facility Patient Origin  
Facility ADD and Facility by Patient County of Residence**

ADD	Facility Name	Patient County (or non-KY state abbr.)	Under 65	65-74	75-84	Over 85	Unknown
		SCOTT	2	1	12	7	0
		SHELBY	0	0	1	0	0
		WOODFORD	0	0	1	2	0
		<b>Total</b>	<b>7</b>	<b>10</b>	<b>29</b>	<b>19</b>	<b>0</b>
Stanford Crossing		ADAIR	0	1	1	0	0
		BELL	0	1	2	0	0
		BOYLE	2	5	4	6	0
		CASEY	0	1	0	0	0
		CLARK	0	1	1	0	0
		CLAY	0	0	2	0	0
		ESTILL	0	0	1	0	0
		FAYETTE	0	1	3	2	0
		GARRARD	0	1	2	0	0
		JESSAMINE	0	1	1	0	0
		LINCOLN	11	15	20	4	0
		MARION	0	0	1	0	0
		MCCREARY	0	1	1	1	0
		MERCER	0	1	3	0	0
		PULASKI	1	4	6	1	0
		ROCKCASTLE	0	2	1	0	0
		WASHINGTON	0	1	1	0	0
		WHITLEY	0	0	2	1	0

ADD – Area Development District

**2025 ANNUAL KENTUCKY LONG TERM CARE UTILIZATION AND SERVICE REPORT**

**Table 30 - 2025 Kentucky Long Term Care Facility Patient Origin  
Facility ADD and Facility by Patient County of Residence**

ADD	Facility Name	Patient County (or non-KY state abbr.)	Under 65	65-74	75-84	Over 85	Unknown
		<b>Total</b>	<b>14</b>	<b>36</b>	<b>52</b>	<b>15</b>	<b>0</b>
	Stanton Nursing and Rehabilitation Center						
		CLARK	2	2	4	8	0
		ESTILL	1	0	1	0	0
		FAYETTE	3	0	0	0	0
		GREENUP	0	1	0	0	0
		HARLAN	1	0	0	0	0
		JACKSON	0	1	0	0	0
		JESSAMINE	1	0	0	1	0
		LEE	0	1	0	0	0
		LEWIS	1	0	0	0	0
		MADISON	0	1	1	1	0
		MENIFEE	0	1	1	0	0
		MONTGOMERY	1	2	2	0	0
		Other	0	1	0	0	0
		POWELL	3	6	13	6	0
		ROCKCASTLE	2	0	0	0	0
		WOLFE	1	4	0	0	0
		WOODFORD	1	0	0	0	0
		<b>Total</b>	<b>17</b>	<b>20</b>	<b>22</b>	<b>16</b>	<b>0</b>
	Taylor Manor Nursing Home						
		BOURBON	0	0	0	1	0
		CLARK	0	0	1	0	0

ADD – Area Development District

**2025 ANNUAL KENTUCKY LONG TERM CARE UTILIZATION AND SERVICE REPORT**

**Table 30 - 2025 Kentucky Long Term Care Facility Patient Origin  
Facility ADD and Facility by Patient County of Residence**

ADD	Facility Name	Patient County (or non-KY state abbr.)	Under 65	65-74	75-84	Over 85	Unknown
		FAYETTE	0	1	2	4	0
		FRANKLIN	0	0	1	3	0
		IN	0	1	0	0	0
		JEFFERSON	0	1	0	0	0
		NELSON	0	0	0	1	0
		SCOTT	0	1	0	0	0
		WOODFORD	0	0	1	4	0
		<b>Total</b>	<b>0</b>	<b>4</b>	<b>5</b>	<b>13</b>	<b>0</b>
Telford Terrace		FAYETTE	0	0	0	1	0
		JESSAMINE	0	0	0	1	0
		MADISON	0	1	1	17	0
		OH	0	0	0	1	0
		<b>Total</b>	<b>0</b>	<b>1</b>	<b>1</b>	<b>20</b>	<b>0</b>
The Homeplace at Midway		BOONE	0	0	0	1	0
		CASEY	0	0	0	1	0
		FAYETTE	0	0	5	4	0
		MADISON	0	0	0	1	0
		Other	0	0	1	0	0
		SCOTT	0	0	3	3	0
		WOODFORD	0	0	1	3	0
		<b>Total</b>	<b>0</b>	<b>0</b>	<b>10</b>	<b>13</b>	<b>0</b>

ADD – Area Development District

**2025 ANNUAL KENTUCKY LONG TERM CARE UTILIZATION AND SERVICE REPORT**

**Table 30 - 2025 Kentucky Long Term Care Facility Patient Origin  
Facility ADD and Facility by Patient County of Residence**

<b>ADD</b>	<b>Facility Name</b>	<b>Patient County (or non-KY state abbr.)</b>	<b>Under 65</b>	<b>65-74</b>	<b>75-84</b>	<b>Over 85</b>	<b>Unknown</b>
	The Terrace Nursing and Rehabilitation	ANDERSON	0	0	0	1	0
		ESTILL	0	0	0	2	0
		FAYETTE	0	1	0	0	0
		MADISON	5	11	29	29	0
		OH	0	1	0	0	0
		Other	2	3	4	8	0
		ROCKCASTLE	0	1	2	0	0
		<b>Total</b>	<b>7</b>	<b>17</b>	<b>35</b>	<b>40</b>	<b>0</b>
	The Willows at Citation	BOURBON	0	0	1	0	0
		CLARK	0	0	0	1	0
		FAYETTE	0	4	8	15	0
		FRANKLIN	0	1	0	0	0
		GARRARD	0	0	0	1	0
		HARRISON	0	0	0	1	0
		JESSAMINE	0	0	0	1	0
		JOHNSON	0	0	1	0	0
		MADISON	0	2	0	0	0
		MENIFEE	0	1	0	0	0
		MONTGOMERY	0	0	1	0	0
		NELSON	0	0	0	2	0
		Other	0	0	0	1	0

ADD – Area Development District

**2025 ANNUAL KENTUCKY LONG TERM CARE UTILIZATION AND SERVICE REPORT**

**Table 30 - 2025 Kentucky Long Term Care Facility Patient Origin  
Facility ADD and Facility by Patient County of Residence**

ADD	Facility Name	Patient County (or non-KY state abbr.)	Under 65	65-74	75-84	Over 85	Unknown
		SCOTT	0	0	2	1	0
		WOODFORD	0	0	1	3	0
		<b>Total</b>	<b>0</b>	<b>8</b>	<b>14</b>	<b>26</b>	<b>0</b>
	The Willows at Fritz Farm	FAYETTE	0	2	16	20	0
		FRANKLIN	0	2	0	0	0
		GRANT	0	0	1	0	0
		JESSAMINE	0	1	4	4	0
		MADISON	0	0	0	1	0
		<b>Total</b>	<b>0</b>	<b>5</b>	<b>21</b>	<b>25</b>	<b>0</b>
	The Willows at Hamburg	ANDERSON	0	0	1	0	0
		BOYD	1	0	0	1	0
		CLARK	0	2	0	3	0
		FAYETTE	0	1	3	7	0
		FRANKLIN	0	1	0	0	0
		HARDIN	0	0	1	0	0
		LEWIS	0	0	0	1	0
		MONTGOMERY	0	0	1	0	0
		Other	0	1	8	17	0
		<b>Total</b>	<b>1</b>	<b>5</b>	<b>14</b>	<b>29</b>	<b>0</b>
	The Willows at Harrodsburg	ANDERSON	1	0	1	2	0

ADD – Area Development District

**2025 ANNUAL KENTUCKY LONG TERM CARE UTILIZATION AND SERVICE REPORT**

**Table 30 - 2025 Kentucky Long Term Care Facility Patient Origin  
Facility ADD and Facility by Patient County of Residence**

ADD	Facility Name	Patient County (or non-KY state abbr.)	Under 65	65-74	75-84	Over 85	Unknown
		BOYLE	1	2	4	6	0
		CASEY	0	1	1	0	0
		FAYETTE	0	0	2	0	0
		FRANKLIN	0	0	0	1	0
		GARRARD	0	0	1	1	0
		JEFFERSON	0	0	1	0	0
		MERCER	1	1	4	5	0
		<b>Total</b>	<b>3</b>	<b>4</b>	<b>14</b>	<b>15</b>	<b>0</b>
Thomson Hood Veterans Center		ADAIR	0	0	0	1	0
		ANDERSON	0	0	1	1	0
		BELL	0	0	1	1	0
		BOURBON	0	0	2	1	0
		BOYLE	0	1	2	6	0
		CLARK	1	0	1	4	0
		CLINTON	0	0	1	0	0
		ESTILL	0	0	1	1	0
		FAYETTE	0	6	13	26	0
		FRANKLIN	0	0	3	6	0
		GARRARD	0	0	1	1	0
		GRAYSON	1	0	0	0	0
		HARRISON	0	0	0	3	0
		JESSAMINE	1	2	6	6	0

ADD – Area Development District

**2025 ANNUAL KENTUCKY LONG TERM CARE UTILIZATION AND SERVICE REPORT**

**Table 30 - 2025 Kentucky Long Term Care Facility Patient Origin  
Facility ADD and Facility by Patient County of Residence**

<b>ADD</b>	<b>Facility Name</b>	<b>Patient County (or non-KY state abbr.)</b>	<b>Under 65</b>	<b>65-74</b>	<b>75-84</b>	<b>Over 85</b>	<b>Unknown</b>
		JOHNSON	0	0	1	0	0
		KENTON	0	0	1	0	0
		LAUREL	0	0	1	0	0
		LINCOLN	0	0	0	1	0
		MADISON	0	0	1	4	0
		MASON	0	0	0	1	0
		MERCER	0	0	1	2	0
		MONTGOMERY	0	0	1	1	0
		MORGAN	0	0	0	1	0
		NICHOLAS	0	0	1	0	0
		OLDHAM	0	0	0	1	0
		Other	1	2	1	0	0
		PIKE	0	0	1	1	0
		PULASKI	0	0	0	3	0
		ROWAN	0	0	0	2	0
		SHELBY	0	1	1	0	0
		SPENCER	0	0	1	0	0
		TRIMBLE	0	0	0	1	0
		WASHINGTON	0	0	2	1	0
		WOODFORD	0	0	3	2	0
		<b>Total</b>	<b>4</b>	<b>12</b>	<b>48</b>	<b>78</b>	<b>0</b>

ADD – Area Development District

**2025 ANNUAL KENTUCKY LONG TERM CARE UTILIZATION AND SERVICE REPORT**

**Table 30 - 2025 Kentucky Long Term Care Facility Patient Origin  
Facility ADD and Facility by Patient County of Residence**

ADD	Facility Name	Patient County (or non-KY state abbr.)	Under 65	65-74	75-84	Over 85	Unknown
	Waynesburg Manor	Other	0	0	0	0	0
		<b>Total</b>	<b>0</b>	<b>0</b>	<b>0</b>	<b>0</b>	<b>0</b>
	Wesley Village	JESSAMINE	0	0	0	1	0
		<b>Total</b>	<b>0</b>	<b>0</b>	<b>0</b>	<b>1</b>	<b>0</b>
	Willowbrook Healthcare	BATH	0	1	0	0	0
		BOURBON	0	1	1	0	0
		FAYETTE	0	1	0	0	0
		FLEMING	1	1	2	1	0
		HARRISON	1	0	2	1	0
		MASON	1	1	2	1	0
		NICHOLAS	0	3	2	7	0
		ROBERTSON	0	1	2	2	0
		SCOTT	0	1	1	0	0
		<b>Total</b>	<b>3</b>	<b>10</b>	<b>12</b>	<b>12</b>	<b>0</b>
		<b>ADD:15 Total</b>	<b>470</b>	<b>715</b>	<b>1,127</b>	<b>996</b>	<b>93</b>
<b>State Total</b>			<b>3,316</b>	<b>4,839</b>	<b>6,745</b>	<b>6,188</b>	<b>445</b>

ADD – Area Development District

KENTUCKY ANNUAL  
LONG-TERM CARE SERVICES  
REPORT



KENTUCKY CABINET FOR  
HEALTH AND FAMILY SERVICES

SECTION VII: FACILITY COMMENTS

**Table 31 - 2025 Long Term Care - Facility Comments**

License	Facility	Page	Facility Comments
100728	Baptist Health Deaconess Madisonville (LTC)	LTCResidentActivity	LICENSE HELD IN ABEYANCE
100766	Baptist Health Paducah (LTC)	LTCResidentActivity	BEDS ARE BEING HELD IN ABEYANCE.
100489	Bardstown Health and Rehabilitation	LTCResidentActivity	FACILITY HAD FIRE MARCH 4 2025, PER FIRE MARSHAL ONLY CAN HAVE 48 RESIDENTS AND ONE EXTRA BED FOR RESIDENTS THAT MAY HAVE TO GO INTO ISOLATION.
100506	Bedford Springs Health and Rehabilitation	LTCResidentActivity	PRIOR TO THE TRANSITION OF OUR FACILITY FROM SIGNATURE TO BEDFORD SPRINGS, ONE OF OUR 4 BED WARDS WAS CONVERTED TO A 2 BED ROOM IN ORDER TO ACCOMMODATE AN ADDITIONAL AREA FOR SHORT TERM THERAPY RESIDENTS.
100492	Bluegrass Care and Rehabilitation Center	LTCResidentActivity	WE HAVE 3 ROOMS ( 6 BEDS) CONVERTED TO OFFICE SPACE
101294	Bluegrass Way	LTC Census Origin	WE ARE NOT A NURSING FACILITY
101294	Bluegrass Way	LTCICFComment	WE DO NOT HAVE AN ICF
101294	Bluegrass Way	LTCPCComment	WE DO NOT HAVE ANY RESIDENTS WITH SMI.
101294	Bluegrass Way	LTCResidentActivity	PC BEDS WERE RELICENSED IN THE FALL OF 2025. BLUEGRASS WAY SENIOR LIVING NO LONGER HAS LICENSED PERSONAL CARE BEDS.
101289	Boonespring Transitional Care Center	LTCICFComment	NOT ICF
101289	Boonespring Transitional Care Center	LTCPCComment	NOT A PERSONAL CARE FACILITY.
100024	Bourbon Heights	LTCResidentActivity	12/1/25 THE CCRC BEDS WERE CONVERTED TO NF BEDS WHICH EXPLAINS THE DIFFERENCE IN ENDING CENSUS 2024 AND BEGINNING CENSUS 2025
100040	Breathitt Health and Rehabilitation	LTCPCComment	NO PERSONAL CARE BEDS
101101	Breckinridge Place	LTCICFComment	NO ICF BEDS
101101	Breckinridge Place	LTCPCComment	NO PERSONAL CARE BEDS
101175	Bridgepointe at Ashgrove Woods	LTCResidentActivity	WE ARE NO LONGER PC, WE CHANGED LICENSURE TO AL.
100183	Brighton Cornerstone Health Care	LTCResidentActivity	66 BED LICENSED FACILITY. 26 BEDS WERE DEACTIVATED.
101154	Cardinal Hill Rehab Unit	LTCResidentActivity	THE BEDS WERE NOT IN OPERATION BECAUSE WE HAD DISCHARGED OUR PATIENTS AS OF DECEMBER 23 THROUGH THEIR DUE COURSE. WE WERE PREPARING TO START CONSTRUCTION IN JANUARY TO CONVERT SEVERAL SNF UNITS TO IRF IN ACCORDANCE WITH OUR APPROVED CON APPLICATION.
101181	Central Ky Recovery Center Unit 1	LTCResidentActivity	LICENSE IS IN ABEYANCE
101182	Central KY Recovery Center Unit 2	LTCResidentActivity	OUR ACTUAL BED DAYS WERE 5657. FROM JUNE 1ST UNTIL DECEMBER 1ST, WE HAD A BEDROOM OUT OF SERVICE RELATED TO A SHOWER WE COULD NOT USE. SO, FOR 6 MONTHS WE WERE UNABLE TO USE THAT PATIENT ROOM.
100691	Christian Health Center of Bowling Green	LTCPCComment	NO PERSONAL BEDS IN OPERATION FOR 2025

**Table 31 - 2025 Long Term Care - Facility Comments**

License	Facility	Page	Facility Comments
100691	Christian Health Center of Bowling Green	LTCResidentActivity	NO LONGER HAVE PERSONAL CARE IN OPERATION
100740	Clark Regional Medical Center Transitional Care Unit	LTCResidentActivity	BEDS WEREN'T USED IN 2025 AND THE LICENSE WAS HELD IN ABEYANCE
100067	Covingtons Convalescent Center	LTCResidentActivity	LICENSE IS BEING HELD IN ABEYANCE
100225	Crescent Grove Memory and Personal Care Community and Sam Swope Center	LTCResidentActivity	7 PC BEDS HELD IN ABEYANCE
100314	Cumberland Manor Rest Home I LLC	LTCCensusOrigin	ONE IS FROM HAZARD KY AND THE TWO ARE FROM CYNTHIANA KY
100036	Danville Center for Health	LTCResidentActivity	SOME OF OUR BEDS HAVE BEEN RENOVATED INTO PRIVATE ROOMS FOR OUR SHORT TERM REHAB RESIDENTS
100205	Eastern Star Home in KY	LTCICFComment	THERE WERE NO RESIDENTS READY TO TRANSITION AS OF THE 12/31/2025
101299	Emerald Trace	LTCResidentActivity	DUE TO OPERATIONAL ADJUSTMENTS, 20 NURSING FACILITY BEDS WERE PLACED IN ABEYANCE THROUGHOUT 2025; 15 IN MARCH AND 5 MORE IN SEPTEMBER, REDUCING THE FACILITY'S AVAILABLE CENSUS CAPACITY TO 54.
100403	Fern Terrace of Bowling Green	LTCResidentActivity	LICENSE IS BEING HELD IN ABEYANCE
100747	Flaget Memorial Hospital NF	LTCResidentActivity	NURSING FACILITY BEDS REMAIN LICENSED AND ARE HELD IN ABEYANCE. REGULAR UPDATES ARE BEING FILED WITH THE OIG AS REQUIRED.
101222	Forest Springs Health Campus	LTCICFComment	NO ICF.
101222	Forest Springs Health Campus	LTCPCComment	NO PERSONAL CARE - ASSISTED LIVING NOW.
101222	Forest Springs Health Campus	LTCResidentActivity	REMAINING LICENSED BEDS HAVE NOT BEEN ASSIGNED ROOMS YET.
100196	Franciscan Health Care Center	LTCResidentActivity	2 DUAL CERTIFIED BEDS WERE ADDED IN 2025 BUT THE FACILITY WAS UNAWARE SO THEY WENT UNUSED
100355	Friendship Health and Rehab	LTCResidentActivity	LICENSED BEDS HELD IN ABEYANCE
100274	Golden Years Rest Home	LTCICFComment	1 CLIENT WAITING TO MOVE OUT
100516	Good Shepherd Community Nursing Center	LTCICFComment	NO ICF RESIDENTS
100516	Good Shepherd Community Nursing Center	LTCPCComment	NO PERSONAL CARE RESIDENTS
100516	Good Shepherd Community Nursing Center	LTCResidentActivity	PC BEDS HELD IN ABEYANCE
100342	Greenville Nursing and Rehabilitation	LTCPCComment	NO ADMISSIONS FOR 2025 PC NOT UTILIZED DUE TO NO APPROPRIATE REFERRALS
100336	Harpers Home for the Aged	LTCPCComment	HARPER'S DOES NOT HAVE ANY SMI RESIDENTS
100457	Harrodsburg Health and Rehab Ctr.	LTCResidentActivity	8 BEDS CONVERTED INTO OFFICE SPACE TEMPORARILY.
100462	Hazard Health and Rehabilitation Center	LTCResidentActivity	BEDS NOT IN USE ARE ROOMS BEING RENOVATED.
100174	Henderson Manor	LTCCensusOrigin	RESIDENTS ARE PERSONAL CARE PATIENTS

**Table 31 - 2025 Long Term Care - Facility Comments**

License	Facility	Page	Facility Comments
100174	Henderson Manor	LTCResidentActivity	FACILITY BEDS NOT AT FULL CAPACITY STILL ACCEPTING NEW ADMITS WHILE UPDATING FURNITURE
100726	Highlands ARH Regional Medical Center (NF)	LTCResidentActivity	SUBMITTED WITH PERMISSION BY M BUSHONG ON BEHALF OF ARH. LICENSE WAS HELD IN ABEYANCE IN 2025.
100212	Hillcreek Rehabilitation and Care	LTCResidentActivity	LICENSE HELD IN ABEYANCE
100408	Hopkins Nursing and Rehabilitation Center	LTCPCComment	NO PC RESIDENTS
100408	Hopkins Nursing and Rehabilitation Center	LTCResidentActivity	PLEASE NOTE THAT FOR POTENTIAL BEDS, THE TOTAL OPERATIONAL DAYS WAS 17,155, AS 47 BEDS WERE OPERATIONAL ALL YEAR DUE TO ONE AREA REQUIRING CONVERSION TO A THERAPY GYM AND ANOTHER TWO ROOMS BEING REDUCED TO INCREASE ROOM SIZE.
100031	Kings Daughters Rehab and Skilled Nursing Facility	LTCResidentActivity	THE 20 SKILLED UNIT AT KDMC REMAINED NON-OPERATIONAL DURING THE 2025 PERIOD IN ABEYANCE ACCORDING TO STATE GUIDELINES.
100300	Lake Barkley Health & Rehabilitation	LTCResidentActivity	TWO ROOMS WERE OUT OF SERVICE DUE TO NEEDING REPAIRS.
100527	Lexington Country Place	LTCResidentActivity	17 BEDS ARE NOT BEING UTILIZED AT THIS TIME. CREATED PRIVATE ROOMS ON THE REHAB TO HOME UNIT
100685	Liberty Care and Rehabilitation Center	LTCICFComment	INDIVIDUALS NOT ADMITTED WAS DUE TO THE FOLLOWING, ROOM MAINTENANCE, MALE BED NEEDED AND FEMALE MALE BEDS ONLY AVAILABLE OR NOT ADEQUATE STAFFING FOR FULL CENSUS. REFERRALS NEEDING GENERAL POPULATION AND ON MEMORY AVAILABLE OR NEEDING MEMORY UNIT WHEN GENERAL POP WAS ALL THAT WAS AVAILABLE.
100641	Little Sisters of the Poor	LTCPCComment	NO SMI
100224	Louisville Protestant Altenheim	LTCICFComment	NO ICF/IID RESIDENTS
100224	Louisville Protestant Altenheim	LTCPCComment	NO RESIDENTS WITH SMI
100647	Magnolia Village Nursing and Rehabilitation Center	LTCPCComment	MALE 65-84=33, FEMALE 65-84=54, MALE 85+=18, FEMALE 85+=53
100386	Maple Grove Senior Living LLC	LTCResidentActivity	WE CHANGED SOME OF OUR SEMIPRIVATE ROOMS TO PRIVATE ROOMS. CURRENTLY THE REMAINDER OF THE BEDS ARE IN FORBEARANCE.
100481	Mayfield Health and Rehabilitation	LTCResidentActivity	BEDS NOT IN OPERATION AS FACILITY IS STILL UNDER CONSTRUCTION
100727	McDowell Skilled Nursing Facility	LTCResidentActivity	THE NF BEDS WERE NOT UTILIZED IN 2025.
100470	Metcalfe Health Care Center	LTCResidentActivity	ONE BED WAS NON-OPERATIONAL DURING 20225 ON THE PERSONAL CARE UNIT. DATA FROM PREVIOUS YEAR'S ENDING CENSUS NOT AVAILABLE DUE TO CHANGE OF OWNERSHIP.
100485	Mountain Ridge Health and Rehabilitation	LTCResidentActivity	PC BED WAS NOT UTILIZED IN 2025
100248	Nazareth Home Clifton	LTCResidentActivity	PC BEDS IN ABEYANCE
100015	NHC HealthCare, Glasgow	LTCResidentActivity	BEDS IN ABEYANCE

**Table 31 - 2025 Long Term Care - Facility Comments**

License	Facility	Page	Facility Comments
100508	Owenton Healthcare and Rehabilitation	LTCResidentActivity	ENDING CENSUS FROM PREVIOUS YEAR WAS INCORRECT WHICH LED TO SLIGHT DISCREPANCY WITH BEGINNING CENSUS
100599	Parkview Post-Acute and Rehabilitation Center	LTCResidentActivity	BEDS HELD IN ABEYANCE
100725	Pineville Community Hospital LTC	LTCResidentActivity	BEDS IN ABEYANCE
100126	Prestonsburg Health Care Center	LTCICFComment	NONE
100126	Prestonsburg Health Care Center	LTCResidentActivity	MADE THERAPY DEPT IN 1 ROOM
101281	Radcliff Veterans Center	LTCResidentActivity	OUR CURRENT CAPACITY IS 60 DUE TO ONGOING HVAC PROJECT. POTENTIAL PATIENT DAYS WERE CALCULATED BASED ON 60 BEDS BEING OPERATIONAL DURING 2025.
101116	Regency Manor North	LTCResidentActivity	BEDS HELD IN ABEYANCE
100627	Ridgewood Terrace Nursing Home	LTCCensusDeath	SNF CARE
100200	River Oaks Health and Rehabilitation	LTCResidentActivity	RIVER OAKS HAD A CHANGE OF OWNERSHIP (CHOW) ON AUGUST 6, 2025.TOTAL DAYS FOR 2025 IS 148.
100259	Rose Terrace, LLC	LTCCensusOrigin	WE ARE A PERSONAL CARE HOME
100269	Rosedale Green	LTCResidentActivity	ROSEDALE HAD 10 PC BEDS THAT WERE TRANSFERRED TO EMERALD TRACE IN SEPTEMBER 2025.
100095	Rosedale Rest Home	LTCResidentActivity	BEDS HELD IN ABEYANCE
100519	Salyersville Nursing and Rehabilitation Center	LTCPCComment	NO PERSONAL CARE DATA
100519	Salyersville Nursing and Rehabilitation Center	LTCResidentActivity	SALYERSVILLE NURSING AND REHAB CENTER DID NOT HAVE ANY PERSONAL CARE RESIDENTS IN 2025 PC BEDS IN ABEYANCE. NOT ALL NF BEDS IN OPERATIONS DUE TO CONVERTING 6 INTO SHORT TERM ROOMS. THEY ONLY HAVE 1 BED IN EACH ROOM.
101339	Sanders Ridge Health Campus	LTCCensusOrigin	I HAVE ENTERED IN ALL INFORMATION FOR THE SKILLED SIDE
101339	Sanders Ridge Health Campus	LTCResidentActivity	I HAVE COMPLETED THE NURSING FACILITY SECTION.
100505	Sansbury Care Center	LTCCensusOrigin	1 FROM NORFOLK, MA, 1 UNKNOWN 1 FROM ESSEX, MA 1 FROM PIMA, TX
100170	Shady Lawn	LTCCensusAge	UNKNOWN
100170	Shady Lawn	LTCCensusDeath	UNKNOWN
100233	Signature Healthcare at Glenview	LTCResidentActivity	BEDS HELD IN ABEYANCE

**Table 31 - 2025 Long Term Care - Facility Comments**

License	Facility	Page	Facility Comments
100090	Signature Healthcare at Hillcrest	LTCResidentActivity	SOME BEDS ARE NOT IN USE DUE TO BEING USED AS STORAGE OR OFFICES. CENSUS 2024 AND BEGINNING CENSUS 2025 ARE OFF BY 1
100226	Signature Healthcare at Meadowview Rehab	LTCResidentActivity	BEDS HELD IN ABEYANCE
100570	Signature Healthcare at North Hardin Rehab	LTCPCComment	WE HAVE NO PERSONAL CARE RESIDENTS
100630	Signature Healthcare at Tanbark Rehab	LTCResidentActivity	BEDS HELD IN ABEYANCE
101233	Signature Healthcare at U of L Mary and Elizabeth Hosp.	LTCResidentActivity	BEDS HELD IN ABEYANCE
100354	Signature Healthcare of Hartford Rehab and Wellness	LTCResidentActivity	ONE ROOM IS OPERATING AS A PRIVATE ROOM.
100524	Somerset Nursing and Rehabilitation Facility	LTC CensusOrigin	NEWTON, GA
100756	Spring Creek Post Acute and Rehab	LTCResidentActivity	ALL BEDS NOT UTILIZED DUE TO A UNIT BEING TEMPORARILY CLOSED
100704	St. Claire Medical Center TCU	LTCResidentActivity	BEDS HELD IN ABEYANCE
100253	St. Matthews Transitional Care	LTCResidentActivity	BEDS CONTINUE TO BE HELD IN ABEYANCE.
100445	Stanton Nursing and Rehabilitation Center	LTCPCComment	STANTON NURSING FACILITY DID NOT HAVE ANY RESIDENTS DURING 2025 THAT MET THE SMI CRITERIA.
100309	Stonecreek Health and Rehab	LTCICFComment	N/A - FACILITY DOES NOT HAVE LICENSED ICF/IID BEDS.
100309	Stonecreek Health and Rehab	LTCPCComment	FACILITY DOES NOT HAVE LICENSED PERSONAL CARE BEDS
100420	Taylor Manor Nursing Home	LTCPCComment	TAYLOR MANOR DID NOT HAVE ANY RESIDENTS THAT MET SMI CRITERIA
100420	Taylor Manor Nursing Home	LTCResidentActivity	BEDS NOT IN OPERATION DUE TO ONGOING STAFFING ISSUES BEDS IN PC ARE USUALLY NOT FILLED BECAUSE WE HAVE BUILT MORE ASSISTED LIVING IN WOODFORD COUNTY AND THE ELDERLY HAVE BETTER ACCESS TO HOME HEALTH. IC/NH BEDS ARE NOT ALL FILLED BECAUSE I DO NOT ADMIT BEYOND MY ABILITY TO STAFF.
100946	Telford Terrace	LTCPCComment	TELFORD TERRACE DID NOT HAVE ANY RESIDENTS DURING 2025 THAT MET THE SMI CRITERIA.
100164	The Laurels	LTCResidentActivity	THE BEDS NOT IN USE ARE ROOMS BEING RENOVATED.
100922	The Pinnacle of Louisville	LTCResidentActivity	16 BEDS WEREN'T IN USE FOR A PERIOD OF TIME DUE TO RENOVATIONS
101384	The Springs at Oldham Reserve	LTCResidentActivity	BEDS HELD IN ABEYANCE
100646	The Village of Lebanon II, LLC (NF)	LTCResidentActivity	SOME BEDS HELD IN ABEYANCE

**Table 31 - 2025 Long Term Care - Facility Comments**

License	Facility	Page	Facility Comments
101136	The Willows at Hamburg	LTCICFComment	THE WILLOWS AT HAMBURG DID NOT HAVE ANY RESIDENTS READY TO TRANSITION.
101136	The Willows at Hamburg	LTCPCComment	THE WILLOWS AT HAMBURG DID NOT HAVE ANY RESIDENTS DURING 2025 THAT MET THE SMI CRITERIA.
100957	Trinity Station Retirement Community	LTCPCComment	FACILITY DID NOT HAVE ANY RESIDENTS DURING (YEAR) THAT MET THE SMI CRITERIA.
100957	Trinity Station Retirement Community	LTCResidentActivity	THE ENDING 2024 CENSUS DIFFERS SLIGHTLY FROM THE BEGINNING 2025 CENSUS
100511	Vanceburg Hills	LTCPCComment	NO PERSONAL CARE BEDS LICENSED
100491	Wendell Fosters Campus for Dev. Disabilities	LTCPayorSource	WE HAD A NEW ADMISSION IN NOVEMBER WHO IS STILL UNDER TN MEDICAID. HER FAMILY IS ACTIVELY WORKING TOWARDS OBTAINING KY MEDICAID, BUT FOR 37 DAYS IN 2025, SHE LIVED IN OUR ICF WITHOUT KY MEDICAID. WE DO THINK THAT KY MEDICAID WILL EVENTUALLY PAY FOR THOSE DAYS.
100491	Wendell Fosters Campus for Dev. Disabilities	LTCResidentActivity	WE LEAVE OUR 64TH BED OPEN FOR ROTATING RESPITE STAYS AND SCREENINGS
100230	Wesley Manor	LTCResidentActivity	FOUR BEDS WERE NOT IN OPERATION DUE TO DEMAND FOR PRIVATE ROOMS
100889	Wesley Village	LTC CensusOrigin	WESLEY VILLAGE IS EXCLUDED FROM THIS DATA SECTION, AS WE HAVE ONLY CCRC NH, ICF AND PC BEDS
100889	Wesley Village	LTCPCComment	WESLEY VILLAGE NOT HAVE ANY PC RESIDENTS DURING 2025 THAT MET THE SMI CRITERIA.
100889	Wesley Village	LTCResidentActivity	IC LICENSED FOR 2 BEDS/ROOM, HELD PRIVATE IN 2025. NH-CCRC LICENSED FOR 36 BEDS IN 30 APARTMENTS, PC LICENSED FOR 28 BEDS IN 20 APARTMENTS. ALL 1&2 BEDROOM APARTMENTS ARE LICENSED FOR 2 PERSONS. WV HAD NO RESIDENTS THAT MET THE SMI CRITERIA FOR 2025
100340	West Liberty Nursing and Rehab. Center	LTCResidentActivity	PC ROOMS NOT UTILIZED DURING PERIOD LISTED.
100490	Western State Nursing Facility	LTCResidentActivity	SOME OF BEDS WERE NOT IN USE DUE TO HVAC RENOVATIONS
100242	Westminster Terrace	LTCResidentActivity	BEDS HELD IN ABEYANCE, RENOVATIONS UNDERWAY
101144	Westport Place Health Campus	LTCResidentActivity	3 ROOMS LICENSED AT DUAL OCCUPANCY BUT BEING UTILIZED AS PRIVATE ROOMS. 2 ROOMS WERE LICENSED AS SEMI-PRIVATE FROM PRIVATE ROOMS, BUT WERE NOT USED AS SEMI-PRIVATE UNTIL 2026.
100349	Willowbrook Healthcare	LTCResidentActivity	INITIAL LICENSE EFFECTIVE 2/1/2025. FIRST RESIDENT ADMITTED 2/20/25. 33 OF THE BEDS AT WILLOWBROOK ARE BEING HELD IN ABEYANCE AND REMAIN LICENSED.
100449	Wurtland Nursing and Rehabilitation Center	LTCResidentActivity	ALL BEDS WERE NOT IN USE DUE TO ROOM UPDATES