

***Revised**

**2024 KENTUCKY ANNUAL LONG-TERM
CARE SERVICES REPORT**

January 1 through December 31, 2024

Originally Published June 2025

Revisions Published July and October 2025



**KENTUCKY CABINET FOR
HEALTH AND FAMILY SERVICES**

**Office of Inspector General
Division of Certificate of Need**

*July 2025 revisions were made to the Charts and Graphs (pages IX - XII) and Tables 1, 1A, 8, 15 and 29.

*October 2025 revisions were made to Charts and Graphs (pages IX - XII) and Tables 1, 1A, 8. Data for one facility in Jefferson County (license #100200) had been submitted with errors in the total patient days and potential patient days.

Kentucky Annual Long-Term Care Services Report

Table of Contents

Introduction	I
Definitions	II - III
Map of KY Area Development District (ADD)	IV
List of ADDs and Counties	V
Map of KY State Psychiatric Hospital/Community Mental Health Center Districts	VI
List of KY State Psychiatric Hospital/Community Mental Health Center Districts	VII - VIII
Long Term Care Charts and Graphs for Data Analysis	IX - XII
Section I – Census Data	
Includes number of licensed beds, beginning census, admissions, discharges, ending census, total patient days and occupancy percentage for each bed type.	
Table 1- Licensed Nursing Facility Beds	1 - 19
Table 1A – Licensed Nursing Facility Beds by Area Development District (ADD)	20
Table 2 - Licensed Personal Care Beds	21 - 28
Table 2A - Personal Care Bed Resident Census by CMHC Region and Percent of SMI	29 - 38
Table 2B - Personal Care Bed Resident Census by Age Group and CMHC Region	39 - 46
Table 2C - Personal Care Bed Census and Inpatient Days for Individuals with SMI	47 - 56
Table 2CC - Personal Care Bed Census and Inpatient Days for Individuals with SMI Receiving State Supplementation	57 - 68
Table 2D - Personal Care Bed Census with SMI by Gender and Ages 18 – 64	69 -79
Table 2DD - Personal Care Bed Census by Gender and Ages 18 – 64 Residents with SMI Receiving State Supplementation	80 - 90
Table 2E - Personal Care Bed Census with SMI by Gender and Ages 65 and Older	91 - 100
Table 2EE - Personal Care Bed Census by Gender and Ages 65 and Older Residents with SMI Receiving State Supplementation	101 - 111
Table 3 - Licensed Nursing Home Beds (CCRC)	112 - 114
Table 4 - Licensed Nursing Home Beds (Non-CCRC)	115
Table 5 - Licensed Intermediate Care Beds	116
Table 6 - Licensed Alzheimer’s Facility Beds	117

Kentucky Annual Long-Term Care Services Report Table of Contents (continued)

Section I – Census Data (continued)

Table 7 - Licensed ICF/IID Facilities	118 - 119
Table 7A - Licensed ICF/IID Facilities Bed Transition Status by CMHC Region	120 - 121
Table 7B - Licensed ICF/IID Facilities Bed, Reasons Individuals Not Transitioned by CMHC Region	122 - 147

Section II - Payor Source Data

Includes primary payor source data in number of patient days for each bed type.

Table 8 - Licensed Nursing Facility Beds	148 - 165
Table 9 - Licensed Personal Care Beds	166 - 172
Table 10 - Licensed Nursing Home Beds (CCRC)	173 - 175
Table 11 - Licensed Nursing Home Beds (Non-CCRC)	176
Table 12 - Licensed Intermediate Care Beds	177 - 178
Table 13 - Licensed Alzheimer's Facility Beds	179
Table 14 - Licensed ICF/IID Facilities	180 - 181

Section III – Patient Age Distribution Data

Includes the ages of patients residing in each facility on December 31 of the reporting year.

Table 15 - Licensed Nursing Facility Beds	182 - 199
Table 16 - Licensed Personal Care Beds	200 - 209
Table 17 - Licensed Nursing Home Beds (CCRC)	210 - 213
Table 18 - Licensed Nursing Home Beds (Non-CCRC)	214
Table 19 - Licensed Intermediate Care Beds	215 - 216
Table 20 - Licensed Alzheimer's Facility Beds	217
Table 21 - Licensed ICF/IID Facilities	218 - 219

**Kentucky Annual Long-Term Care Services Report
Table of Contents (continued)**

Section IV – Patient Death Distribution Data

Includes the ages of patient deaths in each facility during the reporting year.

Table 22 - Licensed Nursing Facility Beds	220 - 242
Table 23 - Licensed Personal Care Beds	243 - 253
Table 24 - Licensed Nursing Home Beds (CCRC)	254 - 255
Table 25 - Licensed Nursing Home Beds (Non-CCRC)	256
Table 26 - Licensed Intermediate Care Beds	257 - 258
Table 27 - Licensed Alzheimer's Facility Beds	259
Table 28 - Licensed ICF/IID Facilities	260 - 261
Section V – Table 29 - Nursing Facility by ADD	262 - 275
Section VI – Table 30 - Patient Origin Data	276 - 363
Section VII – Table 31 – Facility Comments	364 - 371

2024 KENTUCKY ANNUAL LONG-TERM CARE REPORT

INTRODUCTION

The Cabinet for Health and Family Services, Office of Inspector General, Division of Certificate of Need, announces the release of the 2024 Kentucky Annual Long-Term Care Report. This office is responsible for the utilization data collection and reporting required by 900 KAR 6:125 and in support of the State Health Plan, 900 KAR 5:020. This report covers the period from January 1, 2024 through December 1, 2024.

The Office of Inspector General, Division of Certificate of Need, produces several utilization and services reports. In addition to the Long-Term Care Report, the following reports are available: Ambulatory Surgical Services; Cardiac Cauterization (prepared by the Office of Data Analytics); Chemical Dependency; Home Health; Hospice; Hospital; Magnetic Resonance Imaging; Megavoltage; Positron Emission Tomography; Private Duty Nursing; and; Psychiatric Residential Treatment Facility. All reports can be downloaded from the following web site: <https://chfs.ky.gov/agencies/os/oig/dcn/Pages/annualreports.aspx>.

*NOTE: When checking ending census for the previous year and the beginning census for the current year, there may be discrepancies in the numbers. When possible, a note was included in the Facility Comments section to explain.

This report now becomes the most recent official data on Long-Term Care services utilization published by the Cabinet for Health and Family Services. Questions, comments should be directed to Michele Bushong at CONSurvey@ky.gov or (502) 564-5798.

Kentucky Cabinet for Health and Family Services
Office of Inspector General
Division of Certificate of Need
275 East Main Street 5E-A
Frankfort, KY 40621

DEFINITIONS

Alzheimer's Facility (ALZ) - A long-term care facility constructed and operated pursuant to KRS.216B.071 that provides care to residents with a primary diagnosis of Alzheimer's disease or related disorders.

Beds in Operation - Number of beds, regularly maintained and available on the floor to be filled. Actual beds set up and staffed for immediate use for inpatients during the reporting period.

Beginning Census – The beginning census for the current survey year should be the same as the ending census from the prior survey year. It starts at the beginning of the day January 1, just after midnight.

CMHC – Community Mental Health Center

Days in Period - Number of days in the reporting period.

Ending Census – The ending census taken just before midnight December 31. It should also be verified by the following calculation:
 $\text{Beginning Census} + \text{Admissions} - \text{Discharges} - \text{Deaths} = \text{Ending Census}$.

Intermediate Care (IC) - Establishments with permanent facilities and health related services for patients who do not require the degree of care and treatment which a hospital or skilled nursing facility is designed to provide, but who, because of their mental or physical condition, require care and services (above the level of room and board) which can be made available to them only through institutional facilities on an inpatient basis.

Intermediate Care Facility for Individuals with Intellectual Disability (ICF/IID) - A facility licensed by the Office of the Inspector General to provide care for individuals with intellectual disabilities.

Licensed Beds - The number and type of beds for which the facility has been licensed at the end of the reporting period.

Long-Term Care - A facility licensed by the state through the Office of the Inspector General (OIG) providing one or more of the following levels of care: Alzheimer's Facility, Intermediate Care, Nursing Facility, Nursing Home, and Personal Care Home.

Nursing Facility (NF) - Long-term care facilities, formerly skilled nursing, nursing home, or intermediate care facilities prior to October 1, 1990, which meet the Omnibus Budget Reconciliation Act of 1987 (OBRA 87) nursing home reform requirements. Nursing facilities must be certified to participate in the Medicare program in order to be certified for participation in Medicaid, with the exception of those who have obtained a Medicaid nursing requirement waiver.

DEFINITIONS (CONTINUED)

Nursing Home (NH) (Non-CCRC) - Establishments with permanent facilities that include inpatient beds, and with medical services including continuous nursing service; that provide treatment for patients who require inpatient care but do not currently require continuous hospital services.

Nursing Home (CCRC) – Continuing Care Retirement Community (CCRC) Nursing Home Beds are issued a Certificate of Compliance by the Office of Inspector General. Nursing Home (CCRC) beds are reported separately from Nursing Home (Non-CCRC) bed utilization. See KRS 216B.332 (1) and (2) for those requirements <https://apps.legislature.ky.gov/law/statutes/statute.aspx?id=40484>.

Percent Occupancy - Total patient days divided by potential patient days.

Percent Transitioned (ICF/IID) – Calculated by dividing the total individuals transitioned by the individuals served. The individuals served is the beginning census plus admissions.

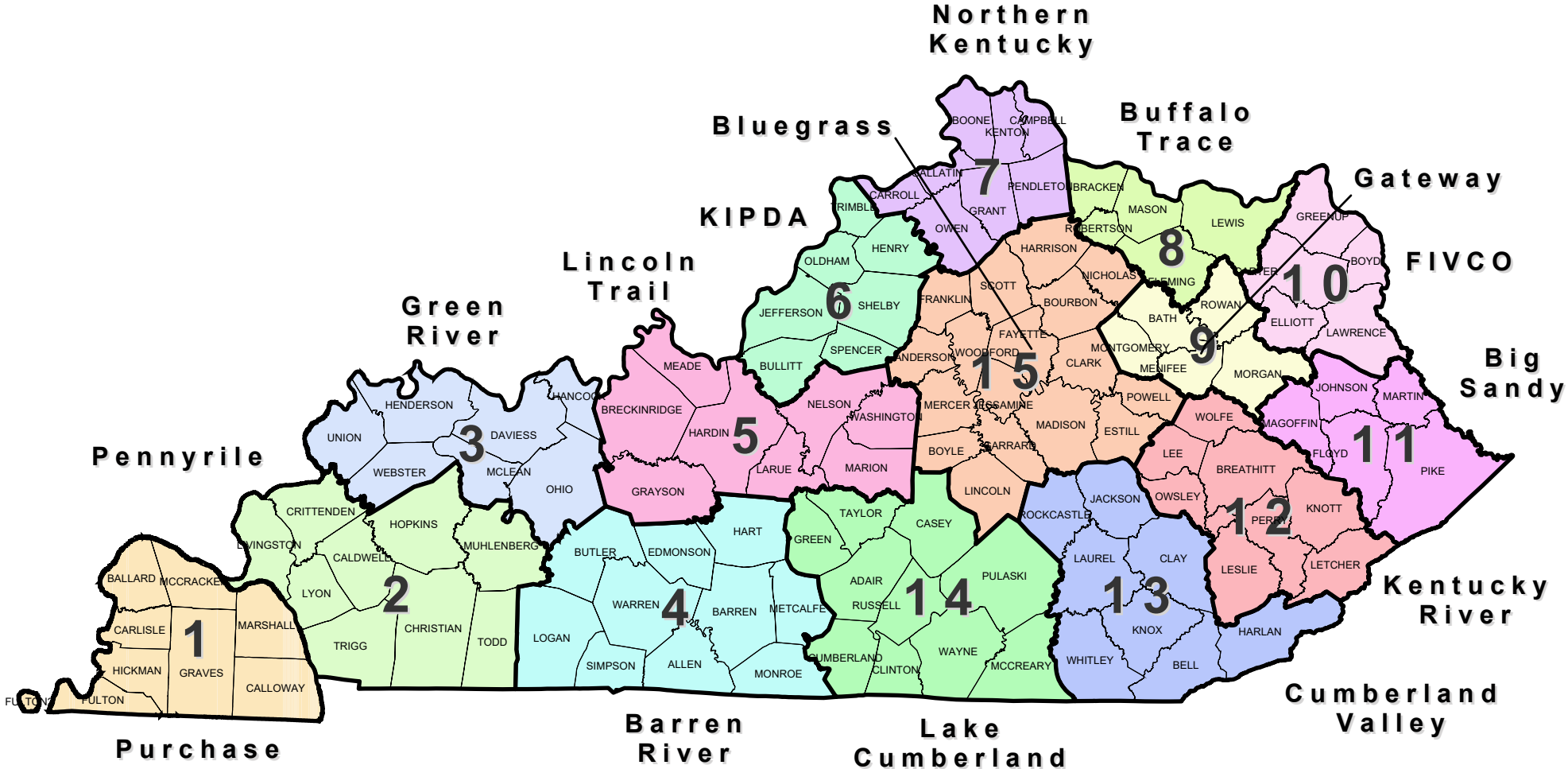
Personal Care Facility (PC) – Establishments with permanent facilities including resident beds. Services provided include continuous supervision of residents, basic health and health-related services, personal care services, residential care services and social and recreational activities. (902 KAR 20:036)

Potential Patient Days - Number of licensed beds multiplied by the number of days in the reporting period, adjusted to reflect changes in licensed beds during the reporting period. Example: 100 licensed beds X 365 (days in reporting period) equals 36,500 potential days. This figure is not shown in the report, but is used to calculate occupancy percentages.

SMI – Per 900 KAR 20:036, Section 1, "Serious mental illness" or "SMI" means a mental illness or disorder (but not a primary diagnosis of Alzheimer's disease or dementia), that is described in the Diagnostic and Statistical Manual of Mental Disorders (DSM), 5th Edition, or the DSM currently in use, that impairs or impedes functioning in one (1) or more major areas of living and is unlikely to improve without treatment, services, or supports.

Total Patient Days - The total days of patient care provided by the facility for the year based on its capacity. It is calculated by summing the daily patient census for each day in the reporting period.

Kentucky Counties and Area Development Districts (ADDs)



Kentucky County and Area Development District (ADD) Reference

ADD 1 - PURCHASE

BALLARD
CALLOWAY
CARLISLE
FULTON
GRAVES
HICKMAN
MARSHALL
MCCRACKEN

ADD 2 - PENNYRILE

CALDWELL
CHRISTIAN
CRITTENDEN
HOPKINS
LIVINGSTON
LYON
MUHLENBERG
TODD
TRIGG

ADD 3 – GREEN RIVER

DAVISS
HANCOCK
HENDERSON
MCLEAN
OHIO
UNION
WEBSTER

ADD 4 – BARREN RIVER

ALLEN
BARREN
BUTLER
EDMONSON
HART
LOGAN
METCALFE
MONROE
SIMPSON
WARREN

ADD 5 – LINCOLN TRAIL

BRECKINRIDGE
GRAYSON
HARDIN
LARUE
MARION
MEADE
NELSON
WASHINGTON

ADD 6 - KIPDA

BULLITT
HENRY
JEFFERSON
OLDHAM
SHELBY
SPENCER
TRIMBLE

ADD 7 – NORTHERN KY

BOONE
CAMPBELL
CARROLL
GALLATIN
GRANT
KENTON
OWEN
PENDLETON

ADD 8 – BUFFALO TRACE

BRACKEN
FLEMING
LEWIS
MASON
ROBERTSON

ADD 9 - GATEWAY

BATH
MENIFEE
MONTGOMERY
MORGAN
ROWAN

ADD 10 - FIVCO

BOYD
CARTER
ELLIOTT
GREENUP
LAWRENCE

ADD 11 – BIG SANDY

FLOYD
JOHNSON
MAGOFFIN
MARTIN
PIKE

ADD 12 – KY RIVER

BREATHITT
KNOTT
LEE
LESLIE
LETCHER
OWSLEY
PERRY
WOLFE

ADD 13 – CUMBERLAND VALLEY

BELL
CLAY
HARLAN
JACKSON
KNOX
LAUREL
ROCKCASTLE
WHITLEY

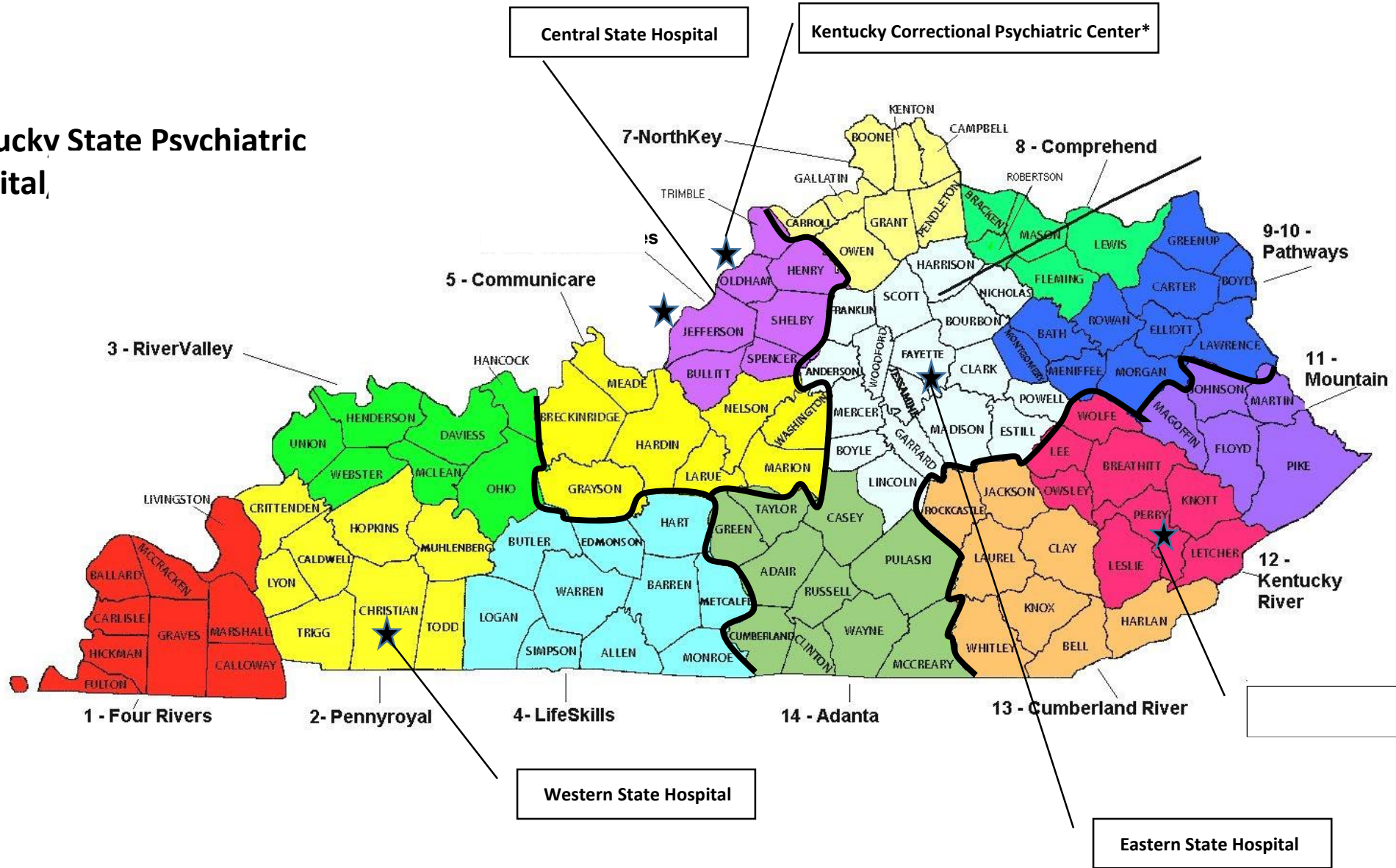
ADD 14 - LAKE CUMBERLAND

ADAIR
CASEY
CLINTON
CUMBERLAND
GREEN
MCCREARY
PULASKI
RUSSELL
TAYLOR
WAYNE

ADD 15 - BLUEGRASS

ANDERSON
BOURBON
BOYLE
CLARK
ESTILL
FAYETTE
FRANKLIN
GARRARD
HARRISON
JESSAMINE
LINCOLN
MADISON
MERCER
NICHOLAS
POWELL
SCOTT
WOODFORD

Kentucky State Psvchiatric Hospital,



KENTUCKY ANNUAL LONG TERM CARE UTILIZATION AND SERVICE REPORT

County and Community Mental Health Center Region Reference

CMHC	CMHC REGION	COUNTY	CMHC	CMHC REGION	COUNTY				
1	FOUR RIVERS	BALLARD	4	LIFESKILLS	METCALFE				
		CALLOWAY			MONROE				
		CARLISLE			SIMPSON				
		FULTON			WARREN				
		GRAVES			5	COMMUNICARE	BRECKINRIDGE		
		HICKMAN					GRAYSON		
		LIVINGSTON					HARDIN		
		MARSHALL					LARUE		
		MCCRACKEN					MARION		
		2					PENNYROYAL	CALDWELL	6
CHRISTIAN	NELSON								
CRITTENDEN	WASHINGTON								
HOPKINS	BULLITT								
LYON	HENRY								
MUHLENBERG	JEFFERSON								
TODD	OLDHAM								
TRIGG	SHELBY								
3	RIVER VALLEY		DAVIESS	7	NORTHKEY	SPENCER			
			HANCOCK			TRIMBLE			
		HENDERSON	BOONE						
		MCLEAN	CAMPBELL						
		OHIO	CARROLL						
		UNION	GALLATIN						
		WEBSTER	GRANT						
		4	LIFESKILLS			ALLEN	8	COMPREHEND	KENTON
						BARREN			OWEN
						BUTLER			PENDLETON
EDMONSON	BRACKEN								
HART	FLEMING								
LOGAN	LEWIS								

KENTUCKY ANNUAL LONG TERM CARE UTILIZATION AND SERVICE REPORT

County and Community Mental Health Center Region Reference

CMHC	CMHC REGION	COUNTY	CMHC	CMHC REGION	COUNTY
8	COMPREHEND	MASON	13	CUMBERLAND RIVER	LAUREL
		ROBERTSON			ROCKCASTLE
9 - 10	PATHWAYS	BATH	14	ADANTA	WHITLEY
		BOYD			ADAIR
		CARTER			CASEY
		ELLIOTT			CLINTON
		GREENUP			CUMBERLAND
		LAWRENCE			GREEN
		MENIFEE			MCCREARY
		MONTGOMERY			PULASKI
		MORGAN			RUSSELL
		ROWAN			TAYLOR
11	MOUNTAIN	FLOYD	15	BLUEGRASS	WAYNE
		JOHNSON			ANDERSON
		MAGOFFIN			BOURBON
		MARTIN			BOYLE
		PIKE			CLARK
12	KENTUCKY RIVER	BREATHITT			ESTILL
		KNOTT			FAYETTE
		LEE			FRANKLIN
		LESLIE			GARRARD
		LETCHER			HARRISON
		OWSLEY			JESSAMINE
		PERRY			LINCOLN
		WOLFE			MADISON
13	CUMBERLAND RIVER	BELL			MERCER
		CLAY			NICHOLAS
		HARLAN			POWELL
		JACKSON			SCOTT
		KNOX			WOODFORD

2024 ANNUAL KENTUCKY LONG TERM CARE UTILIZATION AND SERVICE REPORT

NURSING FACILITY BED OCCUPANCY RATES

By Year and ADD

Area Development District	2014	2015	2016	2017	2018	2019	2020	2021	2022	2023	2024	NET CHANGE	
												2014 2024	2023 2024
Purchase	79.83%	79.47%	78.02%	75.43%	75.89%	77.48%	74.64%	70.06%	77.13%	81.49%	75.98%	-3.85%	-5.51%
Pennyrile	82.55%	82.37%	81.76%	79.29%	77.68%	78.78%	74.44%	67.54%	75.73%	74.49%	73.20%	-9.35%	-1.29%
Green River	88.55%	85.15%	82.95%	84.62%	80.90%	81.85%	79.96%	78.94%	78.08%	77.10%	80.93%	-7.62%	3.83%
Barren River	90.69%	89.01%	87.90%	87.69%	86.76%	88.90%	85.32%	80.63%	80.68%	81.24%	83.29%	-7.40%	2.05%
Lincoln Trail	89.74%	88.69%	89.63%	82.81%	81.28%	83.39%	73.33%	70.50%	74.66%	80.64%	84.39%	-5.35%	3.75%
KIPDA	86.62%	87.58%	85.91%	86.40%	83.23%	83.96%	76.32%	76.02%	81.09%	83.16%	94.07%	-15.00%	-11.54%
Northern Kentucky	92.36%	88.21%	89.13%	88.38%	88.10%	87.31%	81.42%	81.49%	84.36%	68.86%	88.62%	-3.74%	19.76%
Buffalo Trace	92.74%	77.29%	90.54%	91.19%	91.45%	89.30%	77.34%	82.11%	90.07%	91.26%	90.92%	-1.82%	-0.34%
Gateway	93.25%	91.75%	92.31%	91.30%	91.89%	92.72%	85.76%	81.04%	85.46%	86.86%	86.04%	-7.21%	-0.82%
FIVCO	92.93%	92.08%	91.83%	91.70%	91.00%	85.50%	79.42%	84.68%	85.12%	86.19%	89.65%	-3.28%	3.46%
Big Sandy	85.96%	84.43%	86.42%	84.49%	81.83%	82.28%	82.28%	78.77%	78.38%	83.58%	71.81%	-14.15%	-11.77%
Kentucky River	88.51%	88.63%	89.16%	90.29%	90.73%	88.89%	85.48%	74.49%	75.33%	80.95%	80.83%	-7.68%	-0.12%
Cumberland Valley	93.29%	93.35%	92.73%	93.03%	92.00%	91.68%	85.59%	79.58%	78.97%	80.67%	81.67%	-11.62%	1.00%
Lake Cumberland	94.30%	92.83%	91.37%	89.54%	90.04%	89.01%	78.11%	74.53%	79.56%	84.32%	83.39%	-10.91%	-0.93%
Bluegrass	88.42%	88.01%	87.48%	86.07%	85.65%	85.29%	79.20%	76.98%	76.88%	80.97%	79.57%	-8.85%	-1.40%
Statewide	89.32%	87.26%	87.81%	86.82%	85.90%	85.76%	79.91%	77.16%	74.72%	81.45%	82.96%	7.86%	0.01%

2024 ANNUAL KENTUCKY LONG TERM CARE UTILIZATION AND SERVICES REPORT

Total Beds, by Year and Bed Type

Licensed Bed Type	2014	2015	2016	2017	2018	2019	2020	2021	2022	2023	2024	NET CHANGE	
												2014 2024	2023 2024
Nursing Facility	26,334	26,314	26,148	26,461	26,472	26,551	26,480	26,541	26,845	26,811	26,904	570	93
Personal Care	6,079	6,178	6,261	6,738	7,285	7,289	7,479	7,664	7,339	8,461	3,801	-2,278	-4,660
Intermediate Care	72	72	72	72	72	72	72	72	72	70	70	-2	0
Nursing Home (CCRC)	284	265	266	268	268	245	239	212	243	190	231	-53	41
Nursing Home (Non-CCRC)	192	192	142	142	151	153	146	142	136	108	108	-84	0
ICF/IID	888	888	630	638	632	632	496	496	632	632	633	-255	1
Alzheimer	120	120	120	120	120	120	120	120	120	120	120	0	0
Statewide	33,969	34,029	33,639	34,439	35,000	35,062	35,032	35,247	35,387	36,392	31,867	2,102	4,525

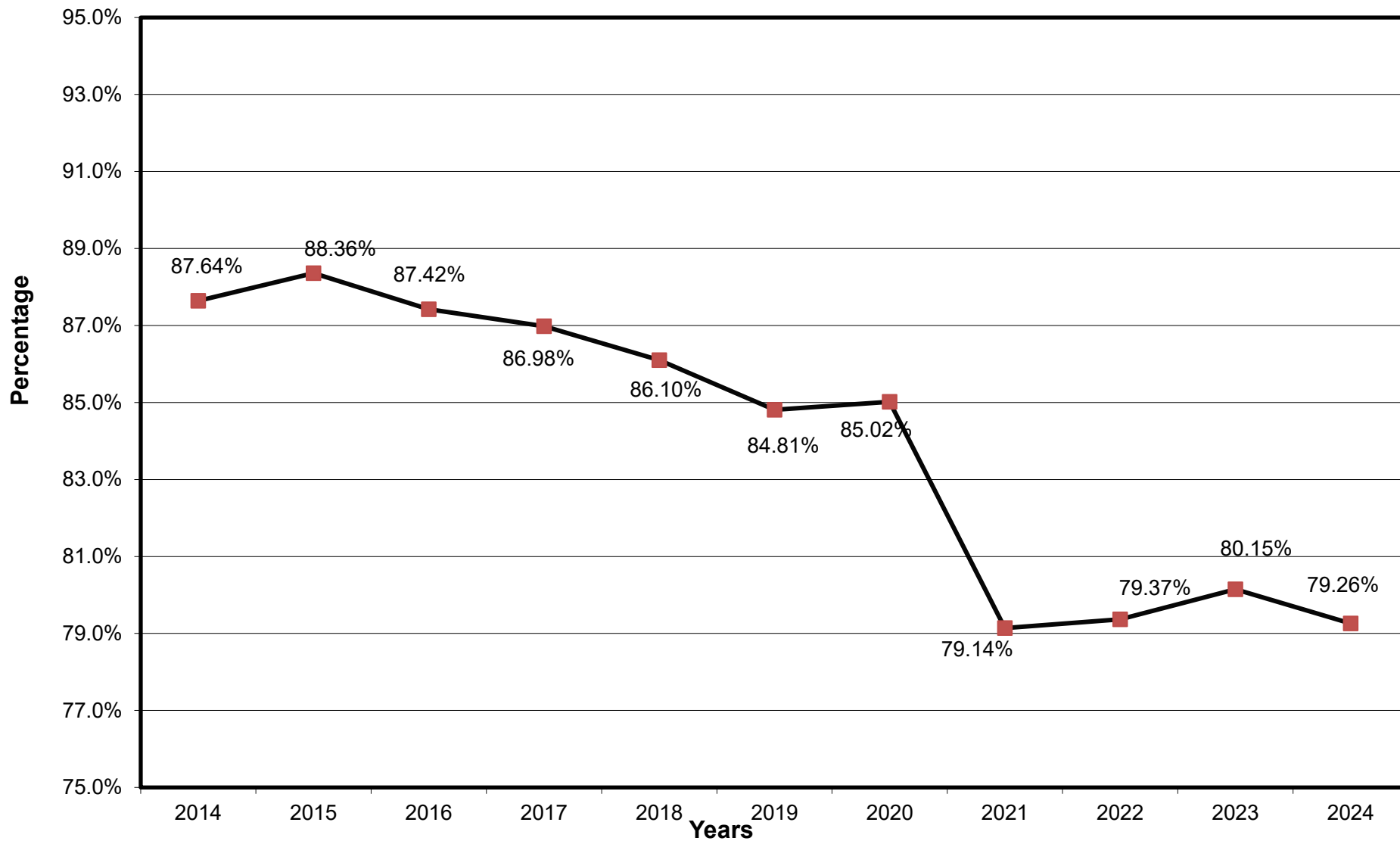
Occupancy Rates by Bed Type

Licensed Bed Type	2014	2015	2016	2017	2018	2019	2020	2021	2022	2023	2024	NET CHANGE	
												2014 2024	2023 2024
Nursing Facility	88.36%	87.42%	86.98%	86.10%	84.81%	85.02%	79.14%	76.52%	79.37%	80.15%	88.45%	0.09%	8.30%
Personal Care	80.24%	77.55%	77.01%	73.68%	70.96%	73.73%	71.33%	67.68%	74.15%	73.94%	42.72%	-37.52%	-31.22%
Intermediate Care	63.41%	74.83%	74.37%	70.80%	64.13%	65.29%	59.77%	55.96%	59.63%	63.12%	54.99%	-8.42%	-8.13%
Nursing Home (CCRC)	72.77%	69.28%	61.95%	66.47%	64.92%	65.45%	63.41%	75.57%	80.56%	81.39%	82.25%	9.48%	0.86%
Nursing Home (Non-CCRC)	86.89%	84.62%	83.62%	81.96%	81.67%	83.73%	66.56%	77.54%	73.14%	79.81%	64.95%	-21.94%	-14.86%
ICF/IID	49.32%	48.04%	66.09%	64.31%	64.26%	62.91%	77.34%	77.34%	61.64%	63.96%	63.18%	13.86%	-0.78%
Alzheimer	94.37%	91.79%	89.69%	92.68%	88.17%	90.46%	86.60%	77.24%	88.21%	85.43%	88.90%	-5.47%	3.47%

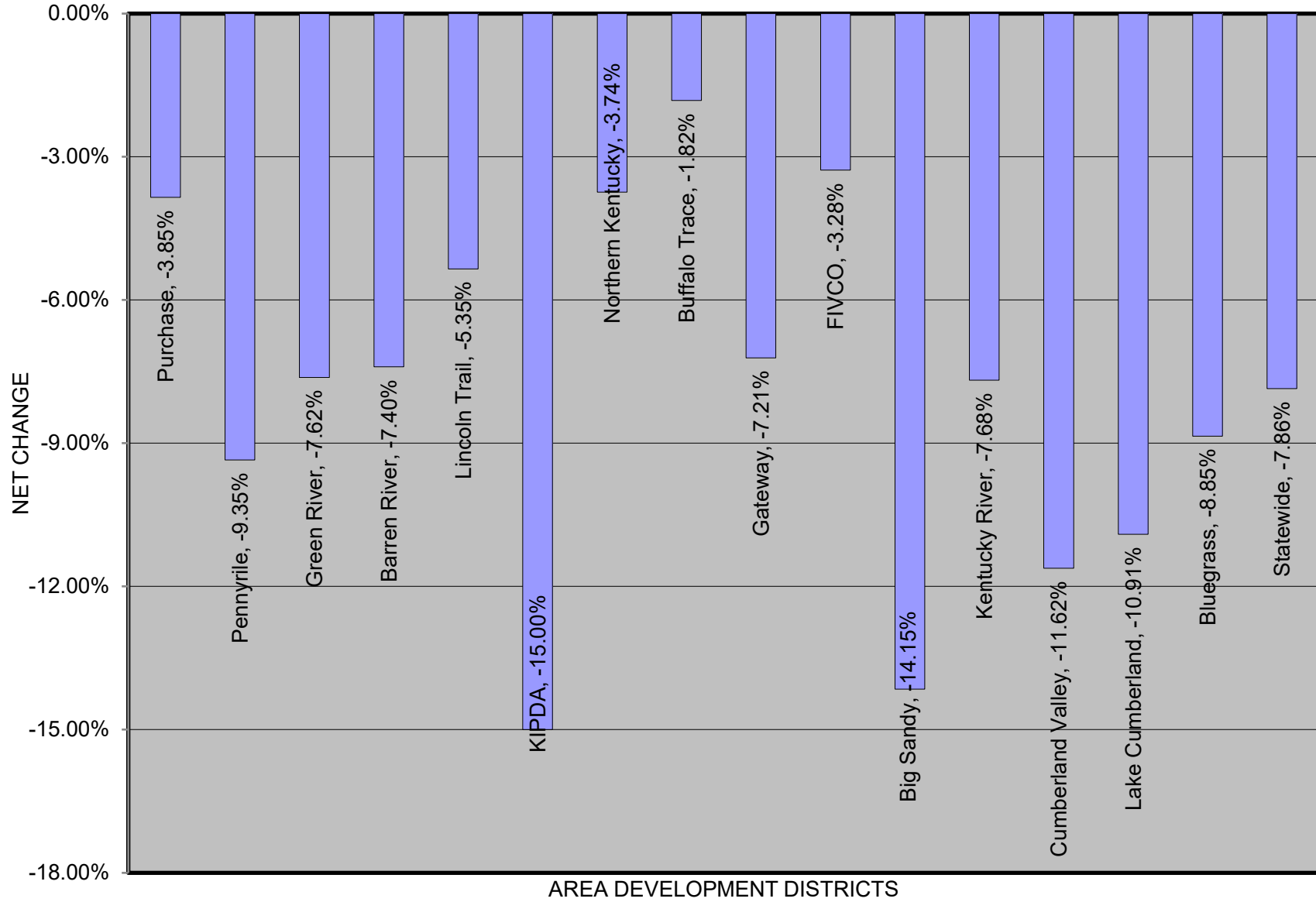
Count of Facilities by Bed Type

Licensed Bed Type	2014	2015	2016	2017	2018	2019	2020	2021	2022	2023	2024	NET CHANGE	
												2014 2024	2023 2024
Nursing Facility	284	285	283	288	288	289	293	293	289	298	288	4	-10
Personal Care	151	151	152	158	164	162	164	190	166	173	131	-20	-42
Intermediate Care	9	9	9	9	9	9	9	9	9	8	8	-1	0
Nursing Home (CCRC)	18	20	20	21	21	21	20	20	23	21	24	6	3
Nursing Home (Non-CCRC)	6	6	5	5	6	7	11	11	9	4	4	-2	0
ICF/IID	14	14	14	16	16	16	16	16	16	18	16	2	-2
Alzheimer	2	2	2	2	2	2	2	2	2	2	2	0	0
Statewide	484	487	485	499	506	506	515	541	514	524	473	11	51

2024 Annual Kentucky Long Term Care Utilization and Services Report
Statewide Occupancy Rates for Nursing Facility Beds
2014 - 2024



NET CHANGE IN NURSING FACILITY BED OCCUPANCY 2014 - 2024



KENTUCKY ANNUAL LONG-TERM CARE SERVICES REPORT



KENTUCKY CABINET FOR
HEALTH AND FAMILY SERVICES

SECTION I: CENSUS DATA

2024 ANNUAL KENTUCKY LONG TERM CARE UTILIZATION AND SERVICE REPORT

Table 1 - Census Data- Nursing Facility Beds

ADD / Facility	Licensed Beds	Beds In Operation	Beginning Census	Admissions	Discharges	Deaths	Ending Census	Total Patient Days	Occupancy Percentage	Potential Patient Days
ADD:1										
BALLARD										
Life Care Center of LaCenter	70	68	60	78	54	25	59	22,035	88.54%	24,888
BALLARD County Total:	70	68	60	78	54	25	59	22,035	88.54%	24,888
CALLOWAY										
Spring Creek Post Acute and Rehab	226	170	121	244	195	14	121	47,580	57.68%	82,490
CALLOWAY County Total:	226	170	121	244	195	14	121	47,580	57.68%	82,490
CARLISLE										
Countryside Center	53	53	46	111	79	27	51	17,902	92.54%	19,345
CARLISLE County Total:	53	53	46	111	79	27	51	17,902	92.54%	19,345
FULTON										
Fulton Nursing and Rehab	60	60	48	110	87	19	52	19,110	87.26%	21,900
FULTON County Total:	60	60	48	110	87	19	52	19,110	87.26%	21,900
GRAVES										
Green Acres Health Care	60	60	57	95	66	26	60	20,926	95.55%	21,900
Mayfield Health and Rehabilitation	100	0	0	0	0	0	0	0	0.00%	36,600
Mills Nursing and Rehabilitation	104	104	95	330	280	47	98	36,414	95.67%	38,064
GRAVES County Total:	264	164	152	425	346	73	158	57,340	59.38%	96,564
HICKMAN										
Clinton Hickman County Nursing Facility	46	46	33	72	55	18	32	13,301	79.00%	16,836
Clinton Place	91	91	79	105	65	32	87	29,602	88.88%	33,306
HICKMAN County Total:	137	137	112	177	120	50	119	42,903	85.56%	50,142
MARSHALL										
Calvert City Convalescent Center	95	95	91	143	104	40	90	33,159	95.63%	34,675
Lake Way Nursing and Rehabilitation Center	96	96	69	163	124	24	84	28,867	82.38%	35,040
Oakview Nursing and Rehabilitation Center	100	100	80	154	126	26	82	29,050	100.00%	29,050
MARSHALL County Total:	291	291	240	460	354	90	256	91,076	92.21%	98,765
MCCRACKEN										
Baptist Health Paducah (LTC)	24	0	0	0	0	0	0	0	0.00%	8,784
Parkview Nursing and Rehabilitation Center (Paducah)	228	228	175	529	487	59	158	63,650	76.48%	83,220
Providence Pointe Healthcare	108	88	82	331	311	19	83	31,190	78.91%	39,528

Table 1 - Census Data- Nursing Facility Beds

ADD / Facility	Licensed Beds	Beds In Operation	Beginning Census	Admissions	Discharges	Deaths	Ending Census	Total Patient Days	Occupancy Percentage	Potential Patient Days
River Haven Nursing and Rehab	103	103	74	222	192	22	82	29,271	77.65%	37,698
Stonecreek Health and Rehab	90	90	81	197	159	33	86	30,986	94.07%	32,940
MCCRACKEN County Total:	553	509	412	1,279	1,149	133	409	155,097	76.72%	202,170
ADD: 1 Total	1,654	1,452	1,191	2,884	2,384	431	1,225	453,043	75.98%	596,264
ADD:2										
CALDWELL										
Princeton Health and Rehab Center	104	104	100	79	35	47	97	36,121	99.69%	36,234
CALDWELL County Total:	104	104	100	79	35	47	97	36,121	99.69%	36,234
CHRISTIAN										
Bradford Heights Health and Rehab Center	100	100	97	154	121	36	94	34,135	93.27%	36,600
Christian Health Center, Hopkinsville	112	112	94	234	186	39	103	35,693	87.07%	40,992
Christian Heights Nursing and Rehabilitation Center	60	60	57	59	47	11	58	20,750	94.75%	21,900
Covingtons Convalescent Center	72	0	0	0	0	0	0	0	0.00%	26,352
Western State Nursing Facility	144	144	61	5	3	11	52	20,124	38.29%	52,560
CHRISTIAN County Total:	488	416	309	452	357	97	307	110,702	62.05%	178,404
CRITTENDEN										
Crittenden County Health and Rehabilitation Center	101	101	52	88	67	9	64	20,924	56.76%	36,865
CRITTENDEN County Total:	101	101	52	88	67	9	64	20,924	56.76%	36,865
HOPKINS										
Baptist Health Deaconess Madisonville (LTC)	20	0	0	0	0	0	0	0	0.00%	7,320
Brighton Cornerstone Health Care	66	40	33	32	25	7	33	12,339	51.08%	24,156
Dawson Springs Health and Rehab Ctr	59	59	53	44	26	26	45	18,859	87.33%	21,594
Hillside Nursing and Rehabilitation Center	71	71	57	131	118	14	56	20,473	78.78%	25,986
Joseph Eddie Ballard W. Kentucky Veterans Ctr.	156	156	65	45	3	27	80	27,460	48.09%	57,096
Madisonville Health and Rehabilitation	94	94	87	162	132	30	87	32,485	94.42%	34,404
Ridgewood Terrace Nursing Home	110	110	102	205	166	43	98	37,374	92.83%	40,260
Tradewater Pointe	60	60	50	75	72	9	44	16,911	77.01%	21,960
HOPKINS County Total:	636	590	447	694	542	156	443	165,901	71.27%	232,776

Table 1 - Census Data- Nursing Facility Beds

ADD / Facility	Licensed Beds	Beds In Operation	Beginning Census	Admissions	Discharges	Deaths	Ending Census	Total Patient Days	Occupancy Percentage	Potential Patient Days
LIVINGSTON										
Salem Springlake Health and Rehabilitation Center	75	75	50	76	60	14	52	18,980	69.33%	27,375
LIVINGSTON County Total:	75	75	50	76	60	14	52	18,980	69.33%	27,375
LYON										
Landmark of Kuttawa	65	65	50	71	52	22	47	18,255	76.94%	23,725
Rivers Bend Retirement Community	39	39	39	99	68	3	67	13,556	95.23%	14,235
LYON County Total:	104	104	89	170	120	25	114	31,811	83.80%	37,960
MUHLENBERG										
Greenville Nursing and Rehabilitation	60	60	55	80	63	15	57	21,131	96.22%	21,960
Maple Health and Rehabilitation	97	97	95	141	105	41	90	33,090	93.46%	35,405
Owensboro Health Muhlenberg Community Hospital Long Term Care	45	45	36	105	83	25	33	13,065	79.33%	16,470
MUHLENBERG County Total:	202	202	186	326	251	81	180	67,286	91.13%	73,835
TODD										
Hearthstone Place	60	60	50	36	21	18	47	17,595	80.34%	21,900
TODD County Total:	60	60	50	36	21	18	47	17,595	80.34%	21,900
TRIGG										
Shady Lawn Nursing and Rehabilitation Center	50	50	46	45	37	10	44	16,408	89.91%	18,250
TRIGG County Total:	50	50	46	45	37	10	44	16,408	89.91%	18,250
ADD: 2 Total	1,820	1,702	1,329	1,966	1,490	457	1,348	485,728	73.20%	663,599
ADD:3										
DAVISS										
Carmel Home	36	36	34	30	16	13	35	12,888	98.08%	13,140
Chautauqua Health and Rehab	145	145	113	92	53	37	115	41,725	78.84%	52,925
Hermitage Care and Rehabilitation Center	76	76	70	117	97	18	72	26,669	95.88%	27,816
Signature Healthcare at Hillcrest	156	140	129	364	321	42	130	47,762	93.47%	51,100
The Transitional Care Center of Owensboro	30	30	14	301	295	7	13	4,753	43.29%	10,980
Twin Rivers Nursing and Rehab Center	132	132	85	182	130	40	97	34,120	70.82%	48,180
Wellington Parc of Owensboro	20	20	20	6	3	3	20	7,233	98.81%	7,320
DAVISS County Total:	595	579	465	1,092	915	160	482	175,150	82.83%	211,461

Table 1 - Census Data- Nursing Facility Beds

ADD / Facility	Licensed Beds	Beds In Operation	Beginning Census	Admissions	Discharges	Deaths	Ending Census	Total Patient Days	Occupancy Percentage	Potential Patient Days
HANCOCK										
Heartland Villa Nursing and Rehabilitation Center	45	45	41	67	54	16	38	15,632	94.91%	16,470
HANCOCK County Total:	45	45	41	67	54	16	38	15,632	94.91%	16,470
HENDERSON										
Henderson Nursing and Rehabilitation Center	90	90	78	144	130	14	78	28,224	85.92%	32,850
Redbanks	222	222	133	301	231	75	128	49,708	61.18%	81,252
HENDERSON County Total:	312	312	211	445	361	89	206	77,932	68.30%	114,102
MCLEAN										
Riverside Care and Rehab Ctr.	79	0	69	136	111	21	73	26,188	90.57%	28,914
MCLEAN County Total:	79	0	69	136	111	21	73	26,188	90.57%	28,914
OHIO										
Beaver Dam Nursing and Rehab Center	58	0	52	32	16	13	55	20,183	95.08%	21,228
Fordsville Nursing and Rehabilitation Center	67	67	45	37	48	8	42	21,878	89.22%	24,522
Signature Healthcare of Hartford Rehab and Wellnes	110	108	81	173	144	27	83	30,891	76.73%	40,260
OHIO County Total:	235	175	178	242	208	48	180	72,952	84.82%	86,010
UNION										
Breckinridge Place	16	16	16	27	18	9	16	5,536	94.54%	5,856
Morganfield Nursing and Rehabilitation Center	60	60	53	39	28	13	51	20,402	92.91%	21,960
UNION County Total:	76	76	69	66	46	22	67	25,938	93.25%	27,816
WEBSTER										
Redbanks Colonial Terrace	87	87	57	72	44	12	73	24,298	76.31%	31,842
WEBSTER County Total:	87	87	57	72	44	12	73	24,298	76.31%	31,842
ADD: 3 Total	1,429	1,274	1,090	2,120	1,739	368	1,119	418,090	80.93%	516,615
ADD:4										
ALLEN										
Cal Turner Rehab and Specialty Care	110	0	99	110	62	41	106	38,990	97.11%	40,150
ALLEN County Total:	110	0	99	110	62	41	106	38,990	97.11%	40,150
BARREN										
Barren County Nursing and Rehab	94	94	75	174	127	34	88	27,932	81.19%	34,404
Glasgow State Nursing Facility	100	100	50	23	7	9	57	20,089	54.89%	36,600

Table 1 - Census Data- Nursing Facility Beds

ADD / Facility	Licensed Beds	Beds In Operation	Beginning Census	Admissions	Discharges	Deaths	Ending Census	Total Patient Days	Occupancy Percentage	Potential Patient Days
Glenview Health Care Facility	60	60	56	71	59	13	55	20,144	91.98%	21,900
NHC HealthCare, Glasgow	194	194	154	226	160	68	152	54,939	77.37%	71,004
Signature Healthcare of Glasgow Rehab and Wellness Center	68	68	56	230	196	34	56	21,521	86.47%	24,888
T.J. Samson Community Hospital Skilled Nursing Unit	16	16	6	184	180	3	7	2,797	47.89%	5,840
BARREN County Total:	532	532	397	908	729	161	415	147,422	75.74%	194,636
BUTLER										
Morgantown Care and Rehabilitation Center	122	122	112	164	140	24	112	42,389	94.93%	44,652
BUTLER County Total:	122	122	112	164	140	24	112	42,389	94.93%	44,652
EDMONSON										
Edmonson Nursing and Rehabilitation Center	74	74	68	117	96	21	68	25,637	94.66%	27,084
EDMONSON County Total:	74	74	68	117	96	21	68	25,637	94.66%	27,084
HART										
Signature Healthcare of Hart County	104	104	89	161	138	20	92	32,044	84.18%	38,064
HART County Total:	104	104	89	161	138	20	92	32,044	84.18%	38,064
LOGAN										
Auburn Health Care	66	66	47	46	31	15	47	16,998	70.56%	24,090
Creekwood Place Nursing and Rehab Center	104	104	90	203	166	33	94	33,536	99.03%	33,865
LOGAN County Total:	170	170	137	249	197	48	141	50,534	87.20%	57,955
METCALFE										
Metcalfe Health Care Center	71	71	60	88	67	23	58	22,130	85.16%	25,986
METCALFE County Total:	71	71	60	88	67	23	58	22,130	85.16%	25,986
MONROE										
Signature HealthCare of Monroe County Rehab	104	104	87	157	143	21	80	29,276	76.91%	38,064
MONROE County Total:	104	104	87	157	143	21	80	29,276	76.91%	38,064
SIMPSON										
Franklin-Simpson Nursing and Rehabilitation	98	98	76	85	72	11	78	28,522	79.74%	35,770
SIMPSON County Total:	98	98	76	85	72	11	78	28,522	79.74%	35,770

Table 1 - Census Data- Nursing Facility Beds

ADD / Facility	Licensed Beds	Beds In Operation	Beginning Census	Admissions	Discharges	Deaths	Ending Census	Total Patient Days	Occupancy Percentage	Potential Patient Days
WARREN										
Bowling Green Nursing and Rehabilitation	66	66	50	116	99	11	56	19,783	81.90%	24,156
Christian Health Center of Bowling Green	22	22	20	212	206	4	22	8,052	100.00%	8,052
Colonial Nursing and Rehabilitation Center	48	48	42	90	68	18	46	16,602	94.76%	17,520
Greenwood Nursing and Rehabilitation	128	128	120	381	317	59	125	43,501	92.92%	46,818
Hopkins Nursing and Rehabilitation Center	50	50	46	52	40	14	44	16,379	89.50%	18,300
Signature Healthcare of Bowling Green	176	176	132	493	448	47	130	46,486	72.17%	64,416
WARREN County Total:	490	490	410	1,344	1,178	153	423	150,803	84.12%	179,262
ADD: 4 Total	1,875	1,765	1,535	3,383	2,822	523	1,573	567,747	83.29%	681,623
ADD:5										
BRECKINRIDGE										
Breckinridge Memorial Nursing Facility	18	18	18	3	0	3	18	6,577	99.83%	6,588
Hardinsburg Nursing and Rehabilitation	63	63	59	98	76	20	61	21,893	95.21%	22,995
BRECKINRIDGE County Total:	81	81	77	101	76	23	79	28,470	96.24%	29,583
GRAYSON										
Grayson Nursing and Rehab Center	72	72	70	126	106	22	68	25,172	95.78%	26,280
Spring View Health and Rehab Center	71	71	66	126	101	22	69	24,638	95.07%	25,915
GRAYSON County Total:	143	143	136	252	207	44	137	49,810	95.43%	52,195
HARDIN										
Baptist Health Hardin (NF)	15	15	8	237	239	1	5	3,945	71.86%	5,490
Elizabethtown Nursing and Rehab	65	65	57	162	144	22	53	19,534	82.34%	23,725
Helmwood Healthcare Ctr. and Elizabeth Sanford Swope Personal Care	60	60	56	95	74	31	46	18,864	85.90%	21,960
Kensington Nursing and Rehabilitation Center	82	82	73	153	130	32	73	25,986	86.59%	30,012
Radcliff Veterans Center	120	120	58	24	1	23	58	21,098	48.04%	43,920
Signature Healthcare at North Hardin Rehab	136	136	114	402	360	33	123	44,352	89.10%	49,776
Signature Healthcare of Elizabethtown	124	124	119	420	383	39	117	42,735	94.16%	45,384
HARDIN County Total:	602	602	485	1,493	1,331	181	475	176,514	80.14%	220,267
LARUE										
Sunrise Manor Nursing Home	137	137	120	286	242	43	121	44,359	88.71%	50,005
LARUE County Total:	137	137	120	286	242	43	121	44,359	88.71%	50,005

Table 1 - Census Data- Nursing Facility Beds

ADD / Facility	Licensed Beds	Beds In Operation	Beginning Census	Admissions	Discharges	Deaths	Ending Census	Total Patient Days	Occupancy Percentage	Potential Patient Days
MARION										
Loretto Living Ctr. at Loretto Motherhouse Infirmary, Inc.	55	55	42	33	18	11	46	17,199	85.44%	20,130
The Village of Lebanon II, LLC (NF)	97	54	49	100	84	20	45	17,808	90.10%	19,764
MARION County Total:	152	109	91	133	102	31	91	35,007	87.75%	39,894
MEADE										
Brandenburg Nursing and Rehabilitation	57	57	53	101	81	19	54	20,021	95.97%	20,862
MEADE County Total:	57	57	53	101	81	19	54	20,021	95.97%	20,862
NELSON										
Flaget Memorial Hospital NF	12	0	0	0	0	0	0	0	0.00%	4,392
Landmark of Bardstown Rehab and Nursing	100	100	86	191	176	20	81	27,797	76.16%	36,500
Signature Healthcare at Colonial Rehab	65	65	44	158	129	20	53	19,398	81.54%	23,790
NELSON County Total:	177	165	130	349	305	40	134	47,195	72.96%	64,682
WASHINGTON										
Sansbury Care Center	48	48	43	14	8	4	45	16,573	94.34%	17,568
Springfield Nursing and Rehabilitation Center	70	70	63	129	108	24	60	21,441	83.69%	25,620
WASHINGTON County Total:	118	118	106	143	116	28	105	38,014	88.02%	43,188
ADD: 5 Total	1,467	1,412	1,198	2,858	2,460	409	1,196	439,390	84.39%	520,676
ADD:6										
BULLITT										
Bedrock HC at Green Meadows	122	122	93	65	45	24	89	32,411	98.94%	32,758
Sanders Ridge Health Campus	56	56	51	271	253	17	52	18,788	91.67%	20,496
BULLITT County Total:	178	178	144	336	298	41	141	51,199	96.14%	53,254
HENRY										
New Castle Nursing and Rehab	60	60	53	97	82	16	52	19,102	98.95%	19,304
HENRY County Total:	60	60	53	97	82	16	52	19,102	98.95%	19,304
JEFFERSON										
Cherokee Park Rehabilitation	104	104	96	206	187	21	94	33,650	88.65%	37,960
Clifton Heights	110	110	84	44	29	9	90	12,945	77.42%	16,720
Crescent Grove Memory and Personal Care Community and Sam Swope Center	167	136	130	549	545	35	134	46,421	93.26%	49,776
Essex Nursing and Rehabilitation Center	128	128	113	177	139	42	109	41,565	88.97%	46,720
Forest Springs Health Campus	78	58	49	274	249	21	53	19,038	89.68%	21,228

Table 1 - Census Data- Nursing Facility Beds

ADD / Facility	Licensed Beds	Beds In Operation	Beginning Census	Admissions	Discharges	Deaths	Ending Census	Total Patient Days	Occupancy Percentage	Potential Patient Days
Franciscan Health Care Center	85	85	69	622	589	19	83	30,378	97.65%	31,110
Glen Ridge Health Campus	110	110	58	280	251	35	52	21,487	53.37%	40,260
Highlands Nursing and Rehabilitation Center	154	154	137	70	40	21	146	53,785	100.00%	53,785
Hillcreek Rehabilitation and Care	172	0	0	0	0	0	0	0	0.00%	62,952
Home of the Innocents	76	76	73	48	43	3	75	27,215	97.84%	27,816
Jeffersontown Rehabilitation	98	98	86	163	137	19	92	32,097	89.73%	35,770
Kindred Hospital - Louisville (SNF)	47	47	38	53	40	11	40	14,818	86.14%	17,202
Klondike Nursing and Rehabilitation Center	62	62	59	59	60	2	56	20,958	92.36%	22,692
Landmark of Iroquois Park and Nursing Center	120	120	81	184	172	12	81	32,068	73.01%	43,920
Landmark of Louisville Rehab and Nursing	252	252	175	399	373	38	163	64,897	70.36%	92,232
Landmark of River City Rehabilitation and Nursing	92	92	88	150	140	6	78	29,132	86.52%	33,672
Little Sisters of the Poor	35	35	34	12	1	12	33	12,240	95.55%	12,810
Louisville East Post Acute	178	178	169	296	252	48	165	61,831	94.91%	65,148
Lyndon Crossing	145	145	110	24	24	8	102	16,301	73.48%	22,185
Nazareth Home	118	118	113	428	343	90	108	40,300	93.57%	43,070
Nazareth Home Clifton	113	113	99	449	390	49	109	39,785	96.46%	41,245
Park Terrace Health Campus	88	88	75	599	561	30	83	28,127	87.33%	32,208
Regency Center	110	100	99	159	133	22	103	37,233	92.48%	40,260
Regis Woods	186	0	0	0	0	0	0	0	0.00%	68,076
River Oaks Post Acute and Rehabilitation Center	118	118	86	131	110	7	100	43,188	100.00%	43,188
Rivers Edge Nursing and Rehabilitation Center	100	100	88	66	49	13	92	33,580	92.00%	36,500
Seneca Place	122	121	110	243	201	45	108	39,599	95.75%	41,358
Signature Healthcare at Glenview	114	0	0	0	0	0	0	0	0.00%	41,724
Signature Healthcare at Jefferson Manor Rehab	100	100	84	404	359	36	93	29,983	81.92%	36,600
Signature Healthcare at Jefferson Place Rehab	95	95	88	773	737	43	81	30,209	86.88%	34,770

Table 1 - Census Data- Nursing Facility Beds

ADD / Facility	Licensed Beds	Beds In Operation	Beginning Census	Admissions	Discharges	Deaths	Ending Census	Total Patient Days	Occupancy Percentage	Potential Patient Days
Signature Healthcare at Meadowview Rehab	95	0	0	0	0	0	0	0	0.00%	34,770
Signature Healthcare at Rockford Rehab	110	110	99	174	162	12	99	36,135	90.00%	40,150
Signature Healthcare at Summerfield Rehab and Wellness	165	165	110	596	551	34	121	38,028	62.97%	60,390
Signature Healthcare at U of L Mary and Elizabeth Hosp.	26	0	0	0	0	0	0	0	0.00%	9,516
Signature Healthcare of East Louisville	128	127	110	509	439	28	121	39,611	84.55%	46,848
Signature Healthcare of South Louisville	100	100	86	506	466	34	92	31,458	85.95%	36,600
St. Matthews Transitional Care	125	0	0	0	0	0	0	0	0.00%	45,750
Sycamore Heights Health and Rehab	96	96	92	91	71	33	79	27,538	78.38%	35,136
The Episcopal Church Home	26	26	25	22	10	12	25	9,150	96.15%	9,516
The Springs at Stony Brook	51	51	60	322	290	29	63	18,666	100.00%	18,666
The Willows at Springhurst	52	52	49	324	307	19	47	17,651	92.74%	19,032
Treyton Oaks Towers	60	60	46	178	150	26	48	16,769	76.36%	21,960
Valhalla Post Acute	162	162	160	523	509	20	154	53,596	90.39%	59,292
Wesley Manor	68	64	63	37	15	23	62	22,770	91.74%	24,820
Westminster Terrace	112	0	0	0	0	0	0	0	0.00%	40,992
Westport Place Health Campus	62	59	55	496	475	19	57	20,502	94.94%	21,594
JEFFERSON County Total:	4,915	4,015	3,446	10,640	9,599	986	3,491	1,224,704	71.29%	1,717,989
OLDHAM										
Friendship Health and Rehab	83	0	0	0	0	0	0	0	0.00%	30,378
Richwood Nursing and Rehab	120	0	112	130	89	50	103	40,401	91.99%	43,920
The Springs at Oldham Reserve	103	50	34	271	244	15	46	14,470	38.38%	37,698
OLDHAM County Total:	306	50	146	401	333	65	149	54,871	48.99%	111,996
SHELBY										
Crestview Center	58	58	56	157	140	17	56	20,402	99.13%	20,582
Maple Grove Senior Living LLC	117	90	71	240	214	13	84	28,514	86.56%	32,940
SHELBY County Total:	175	148	127	397	354	30	140	48,916	91.39%	53,522
SPENCER										
Signature Healthcare of Spencer County	120	120	88	275	237	41	85	31,481	71.68%	43,920
SPENCER County Total:	120	120	88	275	237	41	85	31,481	71.68%	43,920

Table 1 - Census Data- Nursing Facility Beds

ADD / Facility	Licensed Beds	Beds In Operation	Beginning Census	Admissions	Discharges	Deaths	Ending Census	Total Patient Days	Occupancy Percentage	Potential Patient Days
TRIMBLE										
Bedford Springs Health and Rehabilitation	60	58	49	61	51	10	49	17,218	81.33%	21,170
TRIMBLE County Total:	60	58	49	61	51	10	49	17,218	81.33%	21,170
ADD: 6 Total	5,814	4,629	4,053	12,207	10,954	1,189	4,107	1,447,491	71.62%	2,021,155
ADD:7										
BOONE										
Belmont Terrace Nursing and Rehabilitation Center	151	151	132	141	139	13	121	47,242	85.48%	55,266
Boonespring Transitional Care Center	143	143	141	592	520	71	142	51,240	97.90%	52,338
Florence Park Care Center	150	150	119	143	122	22	118	43,188	78.67%	54,900
St. Elizabeth Edgewood SNF	24	24	14	419	407	6	22	7,104	82.53%	8,608
BOONE County Total:	468	468	406	1,295	1,188	112	403	148,774	86.95%	171,112
CAMPBELL										
Carmel Manor	95	95	85	182	133	47	87	32,214	92.65%	34,770
Coldspring Transitional Care Center	143	143	117	478	426	35	134	46,657	89.39%	52,195
Highlandspring of Ft. Thomas	140	140	124	459	288	79	216	46,226	90.21%	51,240
St. Elizabeth Ft. Thomas SNF	44	44	15	403	397	5	16	5,345	56.17%	9,516
The Seasons at Alexandria	117	117	113	290	288	18	97	39,289	91.75%	42,822
CAMPBELL County Total:	539	539	454	1,812	1,532	184	550	169,731	89.08%	190,543
CARROLL										
Signature Healthcare of Carrollton Rehab	78	78	56	153	130	17	62	22,692	79.49%	28,548
CARROLL County Total:	78	78	56	153	130	17	62	22,692	79.49%	28,548
GALLATIN										
Gallatin Nursing and Rehab	120	120	111	106	75	36	106	40,779	93.10%	43,800
GALLATIN County Total:	120	120	111	106	75	36	106	40,779	93.10%	43,800
GRANT										
Grant Healthcare and Rehabilitation	95	95	81	130	102	19	90	30,344	87.27%	34,770
GRANT County Total:	95	95	81	130	102	19	90	30,344	87.27%	34,770
KENTON										
Emerald Trace	74	74	60	516	476	28	72	21,306	78.67%	27,084
Madonna Manor	59	59	54	236	197	35	58	19,864	91.99%	21,594
Rosedale Green	156	156	146	115	30	80	151	55,339	96.92%	57,096
The Pavilion at Kenton	82	82	78	140	131	15	72	28,785	95.91%	30,012
Village Care Center	100	100	91	175	156	20	90	32,216	88.02%	36,600

Table 1 - Census Data- Nursing Facility Beds

ADD / Facility	Licensed Beds	Beds In Operation	Beginning Census	Admissions	Discharges	Deaths	Ending Census	Total Patient Days	Occupancy Percentage	Potential Patient Days
Villaspring of Erlanger	140	140	129	530	466	61	132	47,395	92.75%	51,100
Woodcrest Nursing and Rehabilitation Center	127	127	115	128	101	24	118	41,899	90.39%	46,355
KENTON County Total:	738	738	673	1,840	1,557	263	693	246,804	91.46%	269,841
OWEN										
Owenton Healthcare and Rehabilitation	100	100	88	91	61	31	87	30,166	82.42%	36,600
OWEN County Total:	100	100	88	91	61	31	87	30,166	82.42%	36,600
PENDLETON										
River Valley Nursing Home	60	60	47	95	77	10	55	17,081	78.00%	21,900
PENDLETON County Total:	60	60	47	95	77	10	55	17,081	78.00%	21,900
ADD: 7 Total	2,198	2,198	1,916	5,522	4,722	672	2,046	706,371	88.62%	797,114
ADD:8										
BRACKEN										
Perkins Country Manor	32	32	29	81	64	16	30	10,246	87.48%	11,712
BRACKEN County Total:	32	32	29	81	64	16	30	10,246	87.48%	11,712
FLEMING										
Pioneer Trace Nursing Home	92	92	72	107	66	33	80	27,242	80.90%	33,672
FLEMING County Total:	92	92	72	107	66	33	80	27,242	80.90%	33,672
LEWIS										
Vanceburg Hills	94	94	86	92	81	7	85	32,176	93.52%	34,404
LEWIS County Total:	94	94	86	92	81	7	85	32,176	93.52%	34,404
MASON										
Maysville Nursing and Rehabilitation Facility	130	130	119	282	242	38	121	44,835	94.49%	47,450
MASON County Total:	130	130	119	282	242	38	121	44,835	94.49%	47,450
ROBERTSON										
Robertson County Health Care Facility	60	60	56	66	52	12	58	21,147	96.30%	21,960
ROBERTSON County Total:	60	60	56	66	52	12	58	21,147	96.30%	21,960
ADD: 8 Total	408	408	362	628	505	106	374	135,646	90.92%	149,198
ADD:9										
BATH										
Ridgeway Nursing and Rehabilitation	99	99	94	115	91	29	89	33,813	100.00%	33,813
BATH County Total:	99	99	94	115	91	29	89	33,813	100.00%	33,813

Table 1 - Census Data- Nursing Facility Beds

ADD / Facility	Licensed Beds	Beds In Operation	Beginning Census	Admissions	Discharges	Deaths	Ending Census	Total Patient Days	Occupancy Percentage	Potential Patient Days
MENIFEE										
Edgewood Estates	60	60	38	77	47	15	53	16,344	74.43%	21,960
MENIFEE County Total:	60	60	38	77	47	15	53	16,344	74.43%	21,960
MONTGOMERY										
Windsor Care Center	144	144	109	395	333	47	124	43,605	82.74%	52,704
MONTGOMERY County Total:	144	144	109	395	333	47	124	43,605	82.74%	52,704
MORGAN										
West Liberty Nursing and Rehabilitation Center	48	48	44	90	73	14	47	16,334	92.98%	17,568
MORGAN County Total:	48	48	44	90	73	14	47	16,334	92.98%	17,568
ROWAN										
Life Care Center of Morehead	97	96	87	183	156	25	89	32,056	90.29%	35,502
St. Claire Medical Center TCU	10	0	0	0	0	0	0	0	0.00%	3,660
ROWAN County Total:	107	96	87	183	156	25	89	32,056	81.85%	39,162
ADD: 9 Total	458	447	372	860	700	130	402	142,152	86.04%	165,207
ADD:10										
BOYD										
Boyd Nursing and Rehabilitation Center	60	60	54	167	102	61	58	21,066	99.90%	21,088
Kings Daughters Rehab and Skilled Nursing Facility	20	0	0	0	0	0	0	0	0.00%	7,320
Kingsbrook Lifecare Center	137	137	128	566	533	31	130	47,306	94.60%	50,005
Woodland Oaks	110	110	107	363	331	31	108	39,093	97.37%	40,150
BOYD County Total:	327	307	289	1,096	966	123	296	107,465	90.64%	118,563
CARTER										
Carter Nursing and Rehabilitation Center	120	120	115	205	166	39	115	42,353	96.43%	43,920
CARTER County Total:	120	120	115	205	166	39	115	42,353	96.43%	43,920
ELLIOTT										
Elliott Nursing and Rehabilitation Center	75	75	67	100	65	27	75	25,793	93.96%	27,450
ELLIOTT County Total:	75	75	67	100	65	27	75	25,793	93.96%	27,450

Table 1 - Census Data- Nursing Facility Beds

ADD / Facility	Licensed Beds	Beds In Operation	Beginning Census	Admissions	Discharges	Deaths	Ending Census	Total Patient Days	Occupancy Percentage	Potential Patient Days
GREENUP										
Oakmont Manor	85	85	80	360	332	29	79	29,675	95.65%	31,025
South Shore Nursing and Rehabilitation Center	60	59	54	87	80	4	57	19,386	100.00%	19,386
Wurtland Nursing and Rehabilitation Center	126	126	109	242	220	19	112	40,688	88.47%	45,990
GREENUP County Total:	271	270	243	689	632	52	248	89,749	93.10%	96,401
LAWRENCE										
The Jordan Center	104	104	59	94	58	19	76	25,451	66.86%	38,064
LAWRENCE County Total:	104	104	59	94	58	19	76	25,451	66.86%	38,064
ADD: 10 Total	897	876	773	2,184	1,887	260	810	290,811	89.65%	324,398
ADD:11										
FLOYD										
Highlands ARH Regional Medical Center (NF)	18	0	0	0	0	0	0	0	0.00%	6,588
Prestonsburg Health Care Center	56	56	45	145	109	35	46	17,529	85.76%	20,440
Riverview Health Care Center	121	121	99	241	214	28	98	36,907	83.34%	44,286
FLOYD County Total:	195	177	144	386	323	63	144	54,436	76.33%	71,314
JOHNSON										
Mountain Manor of Paintsville	126	126	101	124	105	13	107	38,342	83.37%	45,990
JOHNSON County Total:	126	126	101	124	105	13	107	38,342	83.37%	45,990
MAGOFFIN										
Salyersville Nursing and Rehabilitation Center	142	136	99	106	74	17	114	40,464	77.86%	51,972
MAGOFFIN County Total:	142	136	99	106	74	17	114	40,464	77.86%	51,972
MARTIN										
Martin County Health Care Facility	65	65	55	94	69	18	62	22,030	92.60%	23,790
MARTIN County Total:	65	65	55	94	69	18	62	22,030	92.60%	23,790
PIKE										
Good Shepherd Community Nursing Center	118	118	99	154	147	15	91	34,441	79.97%	43,070
Landmark of Elkhorn City Rehabilitation Center	106	106	93	88	59	22	100	35,620	92.07%	38,690
Parkview Post-Acute and Rehabilitation Center	120	0	0	0	0	0	0	0	0.00%	43,920
Pikeville Nursing and Rehab Center	106	106	90	220	192	33	85	33,276	85.77%	38,796

Table 1 - Census Data- Nursing Facility Beds

ADD / Facility	Licensed Beds	Beds In Operation	Beginning Census	Admissions	Discharges	Deaths	Ending Census	Total Patient Days	Occupancy Percentage	Potential Patient Days
Tug Valley ARH Skilled Nursing Facility	34	34	23	70	69	5	19	7,037	56.70%	12,410
PIKE County Total:	484	364	305	532	467	75	295	110,374	62.40%	176,886
ADD: 11 Total	1,012	868	704	1,242	1,038	186	722	265,646	71.81%	369,952
ADD:12										
BREATHITT										
Landmark of Breathitt County Rehabilitation and Nursing Center, LLC	120	120	31	92	55	15	53	20,916	47.75%	43,800
BREATHITT County Total:	120	120	31	92	55	15	53	20,916	47.75%	43,800
KNOTT										
Knott County Health and Rehabilitation Center	92	92	88	60	48	15	85	32,721	97.18%	33,672
KNOTT County Total:	92	92	88	60	48	15	85	32,721	97.18%	33,672
LEE										
Lee County Care and Rehabilitation Center	109	109	98	184	154	25	103	37,641	94.35%	39,894
LEE County Total:	109	109	98	184	154	25	103	37,641	94.35%	39,894
LESLIE										
Hyden Health and Rehabilitation Center	94	94	87	63	47	16	87	31,105	90.41%	34,404
LESLIE County Total:	94	94	87	63	47	16	87	31,105	90.41%	34,404
LETCHER										
Letcher Manor	142	142	125	212	206	17	114	43,926	84.52%	51,972
LETCHER County Total:	142	142	125	212	206	17	114	43,926	84.52%	51,972
OWSLEY										
Owsley County Health Care Center	91	91	73	91	60	24	80	28,177	84.60%	33,306
OWSLEY County Total:	91	91	73	91	60	24	80	28,177	84.60%	33,306
PERRY										
Hazard Health and Rehabilitation Center	200	172	148	115	69	22	172	56,368	77.22%	73,000
Paul E Patton Eastern Ky Veterans Center	120	120	76	65	25	27	89	31,098	70.81%	43,920
PERRY County Total:	320	292	224	180	94	49	261	87,466	74.81%	116,920
WOLFE										
Wolfe County Health and Rehabilitation Center	100	100	94	115	82	32	95	33,754	92.22%	36,600
WOLFE County Total:	100	100	94	115	82	32	95	33,754	92.22%	36,600
ADD: 12 Total	1,068	1,040	820	997	746	193	878	315,706	80.83%	390,568

Table 1 - Census Data- Nursing Facility Beds

ADD / Facility	Licensed Beds	Beds In Operation	Beginning Census	Admissions	Discharges	Deaths	Ending Census	Total Patient Days	Occupancy Percentage	Potential Patient Days
ADD:13										
BELL										
Middlesboro Nursing and Rehab	95	95	85	143	100	35	93	34,451	99.08%	34,770
Mountain View Nursing and Rehab Ctr	115	115	55	75	57	23	50	19,693	46.92%	41,975
Pineville Community Hospital LTC	30	0	0	0	0	0	0	0	0.00%	10,980
BELL County Total:	240	210	140	218	157	58	143	54,144	61.72%	87,725
CLAY										
Landmark of Laurel Creek Rehab and Nursing	106	106	87	128	107	27	81	31,702	81.94%	38,690
CLAY County Total:	106	106	87	128	107	27	81	31,702	81.94%	38,690
HARLAN										
Harlan Health and Rehabilitation Center	143	143	121	150	112	29	130	45,295	86.54%	52,338
Tri-Cities Nursing and Rehabilitation Center	85	85	56	138	101	20	73	23,369	75.32%	31,025
HARLAN County Total:	228	228	177	288	213	49	203	68,664	82.37%	83,363
JACKSON										
Signature HealthCare at Jackson Manor	51	51	45	113	103	10	45	16,578	88.81%	18,666
JACKSON County Total:	51	51	45	113	103	10	45	16,578	88.81%	18,666
KNOX										
Barbourville Health and Rehabilitation Center	135	135	114	80	46	33	115	42,634	86.29%	49,410
Christian Health Center - Corbin	100	100	94	178	148	26	98	33,548	91.66%	36,600
KNOX County Total:	235	235	208	258	194	59	213	76,182	88.57%	86,010
LAUREL										
Hillcrest Health and Rehabilitation Center	120	120	90	113	65	44	94	31,860	72.74%	43,800
Laurel Heights Home for the Elderly	143	143	135	120	66	53	136	50,427	96.35%	52,338
LAUREL County Total:	263	263	225	233	131	97	230	82,287	85.59%	96,138
ROCKCASTLE										
Rockcastle Health and Rehabilitation Center	104	104	86	198	148	46	90	33,141	87.31%	37,960
Rockcastle Regional Hospital and Respiratory Care	143	143	101	167	113	39	116	40,943	78.23%	52,338
ROCKCASTLE County Total:	247	247	187	365	261	85	206	74,084	82.04%	90,298

Table 1 - Census Data- Nursing Facility Beds

ADD / Facility	Licensed Beds	Beds In Operation	Beginning Census	Admissions	Discharges	Deaths	Ending Census	Total Patient Days	Occupancy Percentage	Potential Patient Days
WHITLEY										
Corbin Health and Rehabilitation Center	100	100	97	92	79	31	79	32,515	89.08%	36,500
The Heritage	85	85	77	191	165	22	81	29,506	95.10%	31,025
Williamsburg Health and Rehabilitation Center	125	125	102	85	71	20	96	35,851	78.58%	45,625
WHITLEY County Total:	310	310	276	368	315	73	256	97,872	86.50%	113,150
ADD: 13 Total	1,680	1,650	1,345	1,971	1,481	458	1,377	501,513	81.67%	614,040
ADD:14										
ADAIR										
Signature Healthcare at Summit Manor Rehab	104	104	78	182	144	39	77	28,585	75.10%	38,064
ADAIR County Total:	104	104	78	182	144	39	77	28,585	75.10%	38,064
CASEY										
Liberty Care and Rehabilitation Center	97	95	82	183	142	35	88	27,435	78.90%	34,770
CASEY County Total:	97	95	82	183	142	35	88	27,435	78.90%	34,770
CLINTON										
Clinton County Care and Rehabilitation Center	52	52	44	76	61	13	46	17,275	90.77%	19,032
CLINTON County Total:	52	52	44	76	61	13	46	17,275	90.77%	19,032
CUMBERLAND										
Cumberland Valley Nursing and Rehabilitation Center	84	84	74	81	79	8	68	26,718	86.90%	30,744
CUMBERLAND County Total:	84	84	74	81	79	8	68	26,718	86.90%	30,744
GREEN										
Green River Trails	118	118	98	43	28	16	97	14,199	78.65%	18,054
McDowell Skilled Nursing Facility	5	0	0	0	0	0	0	0	0.00%	1,830
GREEN County Total:	123	118	98	43	28	16	97	14,199	71.41%	19,884
MCCREARY										
Signature Healthcare of McCreary County Rehab	60	60	50	164	154	9	51	18,519	84.33%	21,960
MCCREARY County Total:	60	60	50	164	154	9	51	18,519	84.33%	21,960
PULASKI										
Cumberland Nursing and Rehabilitation Center	93	93	88	138	100	36	90	31,061	91.50%	33,945
Lake Cumberland Regional Hospital SCU	12	12	5	223	220	0	8	3,311	75.39%	4,392

Table 1 - Census Data- Nursing Facility Beds

ADD / Facility	Licensed Beds	Beds In Operation	Beginning Census	Admissions	Discharges	Deaths	Ending Census	Total Patient Days	Occupancy Percentage	Potential Patient Days
Somerset Nursing and Rehabilitation Facility	123	123	119	209	174	35	119	43,201	95.96%	45,018
Somerwoods Nursing and Rehabilitation	166	166	112	107	88	19	112	40,827	67.20%	60,756
PULASKI County Total:	394	394	324	677	582	90	329	118,400	82.16%	144,111
RUSSELL										
Fair Oaks Health Systems	114	114	96	119	75	42	98	36,028	86.35%	41,724
RUSSELL County Total:	114	114	96	119	75	42	98	36,028	86.35%	41,724
TAYLOR										
Campbellsville Nursing and Rehabilitation	67	67	55	129	96	31	57	20,614	84.06%	24,522
Grandview Nursing and Rehabilitation Facility	81	81	76	135	106	28	77	28,449	95.96%	29,646
TAYLOR County Total:	148	148	131	264	202	59	134	49,063	90.58%	54,168
WAYNE										
Mountain Ridge Health and Rehabilitation	59	59	57	14	4	13	54	8,596	95.23%	9,027
WAYNE County Total:	59	59	57	14	4	13	54	8,596	95.23%	9,027
ADD: 14 Total	1,235	1,228	1,034	1,803	1,471	324	1,042	344,818	83.39%	413,484
ADD:15										
ANDERSON										
Signature Healthcare at Heritage Hall Rehab	94	94	66	299	258	21	86	28,707	83.67%	34,310
ANDERSON County Total:	94	94	66	299	258	21	86	28,707	83.67%	34,310
BOURBON										
Bourbon Heights	67	67	62	18	8	12	60	21,720	88.82%	24,455
BOURBON County Total:	67	67	62	18	8	12	60	21,720	88.82%	24,455
BOYLE										
Danville Center for Health	106	106	75	201	167	24	85	29,275	75.67%	38,690
Landmark of Danville Rehabilitation and Nursing Center, LLC	90	90	76	85	59	27	75	26,730	81.37%	32,850
BOYLE County Total:	196	196	151	286	226	51	160	56,005	78.28%	71,540
CLARK										
Clark Regional Medical Center Transitional Care Unit	25	0	0	0	0	0	0	0	0.00%	9,150
Fountain Circle Care and Rehab Center	179	147	132	378	334	42	134	47,321	72.41%	65,355
CLARK County Total:	204	147	132	378	334	42	134	47,321	63.51%	74,505

Table 1 - Census Data- Nursing Facility Beds

ADD / Facility	Licensed Beds	Beds In Operation	Beginning Census	Admissions	Discharges	Deaths	Ending Census	Total Patient Days	Occupancy Percentage	Potential Patient Days
ESTILL										
Irvine Nursing and Rehabilitation	86	86	75	154	123	22	84	29,530	93.82%	31,476
ESTILL County Total:	86	86	75	154	123	22	84	29,530	93.82%	31,476
FAYETTE										
Bluegrass Care and Rehabilitation Center	124	118	116	555	523	41	107	40,162	88.49%	45,384
Cambridge Nursing and Rehabilitation Center	108	108	96	105	80	22	99	36,171	91.51%	39,528
Cardinal Hill Rehab Unit	74	36	30	853	850	0	33	11,422	42.17%	27,084
Homestead Post Acute	136	136	128	274	225	51	126	46,210	99.93%	46,241
Lexington Country Place	111	111	79	181	145	31	84	30,094	74.08%	40,626
Lexington Premier Nursing and Rehab, LLC	120	120	109	227	184	46	106	40,954	93.25%	43,920
Mayfair Manor	98	90	77	444	412	24	85	28,795	87.42%	32,940
Northpoint Lexington Healthcare Center	150	150	137	151	125	25	138	50,508	92.00%	54,900
Pine Meadows Post Acute	120	120	114	171	148	23	114	41,739	95.03%	43,920
Sayre Christian Village Nursing Home	153	153	144	177	119	58	144	53,485	95.51%	55,998
Signature Healthcare at Tanbark Rehab	34	0	0	0	0	0	0	0	0.00%	12,444
The Willows at Citation	52	52	46	312	300	16	42	17,819	93.63%	19,032
The Willows at Fritz Farm	54	54	47	302	287	15	47	18,253	92.35%	19,764
The Willows at Hamburg	54	54	49	231	217	16	47	18,377	93.24%	19,710
FAYETTE County Total:	1,388	1,302	1,172	3,983	3,615	368	1,172	433,989	86.54%	501,491
FRANKLIN										
Bradford Square Center	100	100	89	145	117	23	94	34,404	94.00%	36,600
Frankfort Trails	100	100	68	174	152	15	75	26,317	71.90%	36,600
FRANKLIN County Total:	200	200	157	319	269	38	169	60,721	82.95%	73,200
GARRARD										
Landmark of Lancaster Rehabilitation and Nursing	96	96	85	111	73	34	89	31,983	91.03%	35,136
GARRARD County Total:	96	96	85	111	73	34	89	31,983	91.03%	35,136
HARRISON										
Cedar Ridge Health Campus	48	48	39	150	121	25	43	15,738	89.58%	17,568
Edgemont Healthcare	68	68	56	97	67	22	64	22,833	91.74%	24,888
Grand Haven Nursing Home	54	54	46	46	27	14	51	17,308	87.57%	19,764
HARRISON County Total:	170	170	141	293	215	61	158	55,879	89.81%	62,220

Table 1 - Census Data- Nursing Facility Beds

ADD / Facility	Licensed Beds	Beds In Operation	Beginning Census	Admissions	Discharges	Deaths	Ending Census	Total Patient Days	Occupancy Percentage	Potential Patient Days
JESSAMINE										
Nicholasville Nursing and Rehabilitation	73	73	64	133	126	10	61	22,326	83.56%	26,718
Thomson Hood Veterans Center	285	285	123	88	15	54	142	50,519	48.43%	104,310
JESSAMINE County Total:	358	358	187	221	141	64	203	72,845	55.59%	131,028
LINCOLN										
Stanford Crossing	128	128	112	55	46	15	106	2,187	11.20%	19,520
LINCOLN County Total:	128	128	112	55	46	15	106	2,187	11.20%	19,520
MADISON										
Berea Health and Rehabilitation	84	84	74	158	107	53	72	27,084	88.10%	30,744
Kenwood Health and Rehabilitation Center	93	93	82	268	232	29	89	31,720	93.45%	33,945
Madison Health and Rehabilitation Center	92	92	71	172	126	29	88	29,857	88.67%	33,672
Telford Terrace	25	25	22	79	70	11	20	7,623	83.31%	9,150
The Terrace Nursing and Rehabilitation	102	102	94	204	157	49	92	35,435	95.18%	37,230
MADISON County Total:	396	396	343	881	692	171	361	131,719	91.00%	144,741
MERCER										
Harrodsburg Health and Rehab Ctr.	112	112	89	174	137	35	91	33,222	81.05%	40,992
The Willows at Harrodsburg	36	36	35	176	145	30	36	13,176	100.00%	13,176
MERCER County Total:	148	148	124	350	282	65	127	46,398	85.66%	54,168
NICHOLAS										
Willowbrook Healthcare	104	0	0	0	0	0	0	0	0.00%	38,064
NICHOLAS County Total:	104	0	0	0	0	0	0	0	0.00%	38,064
POWELL										
Stanton Nursing and Rehabilitation Center	81	81	74	91	69	28	68	27,872	94.02%	29,646
POWELL County Total:	81	81	74	91	69	28	68	27,872	94.02%	29,646
SCOTT										
Dover Nursing and Rehabilitation	85	85	77	119	81	41	74	27,960	89.87%	31,110
Signature Healthcare of Georgetown	65	65	60	384	354	27	63	22,029	92.60%	23,790
SCOTT County Total:	150	150	137	503	435	68	137	49,989	91.05%	54,900
WOODFORD										
The Homeplace at Midway	23	23	23	20	13	7	23	8,183	97.21%	8,418
WOODFORD County Total:	23	23	23	20	13	7	23	8,183	97.21%	8,418
ADD: 15 Total	3,889	3,642	3,041	7,962	6,799	1,067	3,137	1,105,048	79.57%	1,388,818
Statewide Total	26,904	24,591	20,763	48,587	41,198	6,773	21,356	7,619,200	79.26%	9,612,711

Table 1A - Census Data- Nursing Facility Beds 2024

ADD / Facility	Number of Licensed Beds	Beds In Operation	Beginning Census	Admissions	Discharges	Deaths	Ending Census	Total Patient Days	Occupancy Percentage
PURCHASE	1,654	1,452	1,191	2,884	2,384	431	1,225	453,043	75.98%
PENNYRILE	1,820	1,702	1,329	1,966	1,490	457	1,348	485,728	73.20%
GREEN RIVER	1,429	1,274	1,090	2,120	1,739	368	1,119	418,090	80.93%
BARREN RIVER	1,875	1,765	1,535	3,383	2,822	523	1,573	567,747	83.29%
LINCOLN TRAIL	1,467	1,412	1,198	2,858	2,460	409	1,196	439,390	84.39%
KIPDA	5,814	4,629	4,053	12,207	10,954	1,189	4,107	1,447,491	71.62%
NORTHERN KY	2,198	2,198	1,916	5,522	4,722	672	2,046	706,371	88.62%
BUFFALO TRACE	408	408	362	628	505	106	374	135,646	90.92%
GATEWAY	458	447	372	860	700	130	402	142,152	86.04%
FIVCO	897	876	773	2,184	1,887	260	810	290,811	89.65%
BIG SANDY	1,012	868	704	1,242	1,038	186	722	265,646	71.81%
KY RIVER	1,068	1,040	820	997	746	193	878	315,706	80.83%
CUMBERLAND VALLEY	1,680	1,650	1,345	1,971	1,481	458	1,377	501,513	81.67%
LAKE CUMBERLAND	1,235	1,228	1,034	1,803	1,471	324	1,042	344,818	83.39%
BLUEGRASS	3,889	3,642	3,041	7,962	6,799	1,067	3,137	1,105,048	79.57%
Statewide Total	26,904	24,591	20,763	48,587	41,198	6,773	21,356	7,619,200	79.26%

2024 ANNUAL KENTUCKY LONG TERM CARE UTILIZATION AND SERVICE REPORT

Table 2 - Census Data - Personal Care Beds

ADD / Facility	Licensed Beds	Beds In Operation	Beginning Census	Admissions	Discharges	Deaths	Ending Census	Total Patient Days	Occupancy Percentage	Potential Patient Days
ADD:1										
CARLISLE										
Countryside Center	8	8	7	3	2	0	8	2,706	92.67%	2,920
CARLISLE County Total:	8	8	7	3	2	0	8	2,706	92.67%	2,920
GRAVES										
Fern Terrace of Mayfield	140	136	126	48	45	0	129	46,720	91.43%	51,100
GRAVES County Total:	140	136	126	48	45	0	129	46,720	91.43%	51,100
HICKMAN										
Clinton Hickman County Nursing Facility	10	10	3	5	5	0	3	1,041	28.44%	3,660
Clinton Place	10	10	5	10	5	0	10	3,318	90.66%	3,660
HICKMAN County Total:	20	20	8	15	10	0	13	4,359	59.55%	7,320
ADD: 1 Total	168	164	141	66	57	0	150	53,785	87.68%	61,340
ADD:2										
CALDWELL										
Highland Homes I LLC	100	100	77	0	32	2	43	15,695	43.00%	36,500
CALDWELL County Total:	100	100	77	0	32	2	43	15,695	43.00%	36,500
CHRISTIAN										
Christian County Manor I LLC	78	72	67	30	51	0	46	19,000	66.55%	28,548
Christian Health Center, Hopkinsville	2	2	0	2	1	0	1	464	63.39%	732
Pennyrile I LLC	94	94	62	49	29	1	81	26,903	78.20%	34,404
CHRISTIAN County Total:	174	168	129	81	81	1	128	46,367	72.81%	63,684
CRITTENDEN										
Crittenden County Health and Rehabilitation Center	4	0	0	0	0	0	0	0	0.00%	1,464
CRITTENDEN County Total:	4	0	0	0	0	0	0	0	0.00%	1,464
HOPKINS										
Madisonville Rest Home I LLC	58	50	40	10	0	0	50	21,228	100.00%	21,228
The Homestead	64	64	49	26	23	0	52	18,733	79.97%	23,424
HOPKINS County Total:	122	114	89	36	23	0	102	39,961	89.49%	44,652
MUHLENBERG										
Greenville Nursing and Rehabilitation	14	0	0	0	0	0	0	0	0.00%	5,124
Sparks Nursing Center	88	88	72	35	32	1	74	26,872	83.43%	32,208
MUHLENBERG County Total:	102	88	72	35	32	1	74	26,872	71.98%	37,332

Table 2 - Census Data - Personal Care Beds

ADD / Facility	Licensed Beds	Beds In Operation	Beginning Census	Admissions	Discharges	Deaths	Ending Census	Total Patient Days	Occupancy Percentage	Potential Patient Days
TRIGG										
Better Senior Living I, LLC	68	68	64	35	44	1	54	20,075	80.66%	24,888
TRIGG County Total:	68	68	64	35	44	1	54	20,075	80.66%	24,888
ADD: 2 Total	570	538	431	187	212	5	401	148,970	71.44%	208,520
ADD:3										
DAVISS										
Carmel Home	79	79	76	25	17	6	78	23,694	82.17%	28,835
Chautauqua Health and Rehab	39	18	10	5	5	0	10	4,035	61.42%	6,570
Davco Rest Home	92	92	90	20	24	0	86	31,412	93.29%	33,672
Fern Terrace of Owensboro, LLC	68	68	58	15	17	0	56	20,181	81.09%	24,888
Rosedale Rest Home	50	0	0	0	0	0	0	0	0.00%	18,300
DAVISS County Total:	328	257	234	65	63	6	230	79,322	70.66%	112,265
HANCOCK										
Lewisport Rest Home I LLC	56	56	53	16	13	0	56	20,379	99.43%	20,496
HANCOCK County Total:	56	56	53	16	13	0	56	20,379	99.43%	20,496
HENDERSON										
Henderson Manor	64	39	39	0	0	0	39	13,290	1.45%	913,536
HENDERSON County Total:	64	39	39	0	0	0	39	13,290	1.45%	913,536
OHIO										
Beaver Dam Nursing and Rehab Center	13	0	7	1	2	0	6	2,373	49.87%	4,758
OHIO County Total:	13	0	7	1	2	0	6	2,373	49.87%	4,758
ADD: 3 Total	461	352	333	82	78	6	331	115,364	10.98%	1,051,055
ADD:4										
ALLEN										
Cornerstone Manor	36	36	34	6	10	0	30	8,934	67.81%	13,176
Scottsville Manor	40	40	36	8	15	0	29	10,458	71.43%	14,640
ALLEN County Total:	76	76	70	14	25	0	59	19,392	69.72%	27,816
BARREN										
NHC HealthCare, Glasgow	12	0	0	0	0	0	0	0	0.00%	4,392
BARREN County Total:	12	0	0	0	0	0	0	0	0.00%	4,392
METCALFE										
Harpers Home for the Aged	27	27	17	10	13	1	13	4,758	48.15%	9,882
Metcalfe Health Care Center	13	13	6	1	1	1	5	2,320	48.76%	4,758
METCALFE County Total:	40	40	23	11	14	2	18	7,078	48.35%	14,640

Table 2 - Census Data - Personal Care Beds

ADD / Facility	Licensed Beds	Beds In Operation	Beginning Census	Admissions	Discharges	Deaths	Ending Census	Total Patient Days	Occupancy Percentage	Potential Patient Days
SIMPSON										
Lewis Memorial Methodist Home	23	0	0	0	0	0	0	0	0.00%	8,418
SIMPSON County Total:	23	0	0	0	0	0	0	0	0.00%	8,418
WARREN										
Christian Health Center of Bowling Green	54	9	49	27	28	3	45	16,470	83.33%	19,764
Fern Terrace of Bowling Green	114	0	0	0	0	0	0	0	0.00%	41,724
WARREN County Total:	168	9	49	27	28	3	45	16,470	26.79%	61,488
ADD: 4 Total	319	125	142	52	67	5	122	42,940	36.78%	116,754
ADD:5										
HARDIN										
Helmwood Healthcare Ctr. and Elizabeth Sanford Swope Personal Care	17	17	12	10	12	0	10	3,929	63.15%	6,222
Peridot Senior Living	24	17	20	5	3	5	17	366	4.17%	8,784
Signature Healthcare at North Hardin Rehab	16	0	0	0	0	0	0	0	0.00%	5,856
HARDIN County Total:	57	34	32	15	15	5	27	4,295	20.59%	20,862
MARION										
Loretto Living Ctr. at Loretto Motherhouse Infirmary, Inc.	8	8	8	3	5	0	6	2,700	92.21%	2,928
The Village of Lebanon II	10	0	0	0	0	0	0	0	0.00%	3,660
MARION County Total:	18	8	8	3	5	0	6	2,700	40.98%	6,588
WASHINGTON										
Sansbury Care Center	11	11	2	4	1	0	5	1,278	31.74%	4,026
WASHINGTON County Total:	11	11	2	4	1	0	5	1,278	31.74%	4,026
ADD: 5 Total	86	53	42	22	21	5	38	8,273	26.28%	31,476
ADD:6										
BULLITT										
Colonial House of Shepherdsville	62	62	61	8	7	1	61	22,265	98.12%	22,692
BULLITT County Total:	62	62	61	8	7	1	61	22,265	98.12%	22,692
JEFFERSON										
Barton House of Louisville 1	20	20	19	8	3	6	18	7,209	98.48%	7,320
Crescent Grove Memory and Personal Care Community and Sam Swope Center	101	81	68	54	48	7	74	25,593	86.33%	29,646
Eastern Star Home in KY	24	24	7	2	0	2	7	2,663	30.32%	8,784
Glen Ridge Health Campus	26	26	23	21	21	2	21	7,404	77.81%	9,516

Table 2 - Census Data - Personal Care Beds

ADD / Facility	Licensed Beds	Beds In Operation	Beginning Census	Admissions	Discharges	Deaths	Ending Census	Total Patient Days	Occupancy Percentage	Potential Patient Days
Hallmark House Louisville II	32	32	26	26	11	14	27	11,712	100.00%	11,712
Little Sisters of the Poor	15	15	10	9	12	0	7	4,392	80.00%	5,490
Louisville Protestant Altenheim	30	30	14	9	11	3	9	4,752	43.28%	10,980
Nazareth Home	50	50	44	36	32	6	42	16,744	91.75%	18,250
Nazareth Home Clifton	31	0	0	0	0	0	0	0	0.00%	11,346
The Springs at Stony Brook	41	28	22	43	35	3	27	15,006	100.00%	15,006
Treyton Oaks Towers	53	53	43	23	15	3	48	16,490	85.01%	19,398
Wesley Manor	39	28	19	36	16	12	27	8,778	61.66%	14,235
JEFFERSON County Total:	462	387	295	267	204	58	307	120,743	74.68%	161,683
SHELBY										
Colonial Manor	57	57	57	0	0	0	57	20,520	98.36%	20,862
Maple Grove Senior Living LLC	76	28	24	12	16	0	20	8,007	78.13%	10,248
SHELBY County Total:	133	85	81	12	16	0	77	28,527	91.70%	31,110
ADD: 6 Total	657	534	437	287	227	59	445	171,535	79.60%	215,485
ADD:7										
CAMPBELL										
Carmel Manor	80	24	11	7	4	1	13	4,125	46.96%	8,784
CAMPBELL County Total:	80	24	11	7	4	1	13	4,125	46.96%	8,784
CARROLL										
Carrollton Manor	32	32	31	8	7	0	32	11,500	98.19%	11,712
Valley Haven Rest Home	45	45	44	8	6	2	44	16,104	97.78%	16,470
CARROLL County Total:	77	77	75	16	13	2	76	27,604	97.95%	28,182
KENTON										
Ivy Knoll	45	45	34	23	20	2	35	12,810	77.78%	16,470
Regency Manor	59	44	59	0	15	0	44	16,104	74.58%	21,594
Regency Manor North	30	0	0	0	0	0	0	0	0.00%	10,980
Rosedale Green	20	20	4	9	6	0	7	2,190	29.92%	7,320
KENTON County Total:	154	109	97	32	41	2	86	31,104	55.18%	56,364
PENDLETON										
Falmouth Personal Care Home	27	27	27	3	3	0	27	9,882	100.00%	9,882
The Front Gate	19	19	19	2	2	0	19	6,954	100.00%	6,954
PENDLETON County Total:	46	46	46	5	5	0	46	16,836	100.00%	16,836
ADD: 7 Total	357	256	229	60	63	5	221	79,669	72.32%	110,166

Table 2 - Census Data - Personal Care Beds

ADD / Facility	Licensed Beds	Beds In Operation	Beginning Census	Admissions	Discharges	Deaths	Ending Census	Total Patient Days	Occupancy Percentage	Potential Patient Days
ADD:8										
LEWIS										
Vanceburg Hills	4	4	0	0	0	0	0	0	0.00%	1,464
LEWIS County Total:	4	4	0	0	0	0	0	0	0.00%	1,464
ADD: 8 Total	4	4	0	0	0	0	0	0	0.00%	1,464
ADD:9										
MENIFEE										
Edgewood Estates	8	8	3	0	0	0	3	1,098	37.50%	2,928
MENIFEE County Total:	8	8	3	0	0	0	3	1,098	37.50%	2,928
MONTGOMERY										
Regency Memory Care	26	26	18	28	28	0	18	5,305	80.53%	6,588
MONTGOMERY County Total:	26	26	18	28	28	0	18	5,305	80.53%	6,588
MORGAN										
West Liberty Nursing and Rehabilitation Center	2	2	0	0	0	0	0	0	0.00%	732
MORGAN County Total:	2	2	0	0	0	0	0	0	0.00%	732
ADD: 9 Total	36	36	21	28	28	0	21	6,403	62.48%	10,248
ADD:10										
BOYD										
Frasures Personal Care Home	61	61	55	19	22	1	51	19,027	85.22%	22,326
Genesis Health of Ashland	22	22	24	7	4	0	27	7,665	95.45%	8,030
Genesis II Health	22	22	21	3	2	0	22	7,665	95.45%	8,030
Kings Daughters and Sons Home	36	36	31	20	17	0	34	12,560	95.59%	13,140
BOYD County Total:	141	141	131	49	45	1	134	46,917	91.06%	51,526
GREENUP										
Trinity Station Retirement Community	30	30	26	23	17	8	24	9,054	82.46%	10,980
GREENUP County Total:	30	30	26	23	17	8	24	9,054	82.46%	10,980
LAWRENCE										
The Jordan Center	6	6	0	0	0	0	0	0	0.00%	2,196
LAWRENCE County Total:	6	6	0	0	0	0	0	0	0.00%	2,196
ADD: 10 Total	177	177	157	72	62	9	158	55,971	86.51%	64,702
ADD:11										
JOHNSON										
Venture Home of Paintsville	65	0	65	0	0	0	0	0	0.00%	23,790
JOHNSON County Total:	65	0	65	0	0	0	0	0	0.00%	23,790

Table 2 - Census Data - Personal Care Beds

ADD / Facility	Licensed Beds	Beds In Operation	Beginning Census	Admissions	Discharges	Deaths	Ending Census	Total Patient Days	Occupancy Percentage	Potential Patient Days
MAGOFFIN										
Salyersville Nursing and Rehabilitation Center	1	0	0	0	0	0	0	0	0.00%	366
MAGOFFIN County Total:	1	0	0	0	0	0	0	0	0.00%	366
PIKE										
Good Shepherd Community Nursing Center	2	0	0	0	0	0	0	0	0.00%	732
PIKE County Total:	2	0	0	0	0	0	0	0	0.00%	732
ADD: 11 Total	68	0	65	0	0	0	0	0	0.00%	24,888
ADD:12										
KNOTT										
Golden Years Rest Home	84	84	82	41	43	2	78	29,930	97.35%	30,744
KNOTT County Total:	84	84	82	41	43	2	78	29,930	97.35%	30,744
ADD: 12 Total	84	84	82	41	43	2	78	29,930	97.35%	30,744
ADD:13										
BELL										
Generations Center of Middlesboro	64	64	64	21	24	1	60	23,424	100.00%	23,424
BELL County Total:	64	64	64	21	24	1	60	23,424	100.00%	23,424
HARLAN										
The Laurels	82	80	64	17	20	1	60	29,280	97.56%	30,012
HARLAN County Total:	82	80	64	17	20	1	60	29,280	97.56%	30,012
KNOX										
Christian Health Center - Corbin	2	2	1	0	0	0	1	366	50.00%	732
KNOX County Total:	2	2	1	0	0	0	1	366	50.00%	732
ADD: 13 Total	148	146	129	38	44	2	121	53,070	97.97%	54,168
ADD:14										
MCCREARY										
Cumberland Manor Rest Home I LLC	49	49	41	10	8	1	42	15,330	100.00%	15,330
MCCREARY County Total:	49	49	41	10	8	1	42	15,330	100.00%	15,330
PULASKI										
Crestview Personal Care	30	30	29	4	8	1	24	9,985	90.94%	10,980
PULASKI County Total:	30	30	29	4	8	1	24	9,985	90.94%	10,980
TAYLOR										
Bluegrass Way	24	24	16	20	13	3	20	6,736	76.89%	8,761
TAYLOR County Total:	24	24	16	20	13	3	20	6,736	76.89%	8,761

Table 2 - Census Data - Personal Care Beds

ADD / Facility	Licensed Beds	Beds In Operation	Beginning Census	Admissions	Discharges	Deaths	Ending Census	Total Patient Days	Occupancy Percentage	Potential Patient Days
WAYNE										
Dishman Personal Care Home	49	49	39	36	25	1	49	17,315	96.81%	17,885
Mountain Ridge Health and Rehabilitation	1	1	0	0	0	0	0	0	0.00%	366
WAYNE County Total:	50	50	39	36	25	1	49	17,315	94.87%	18,251
ADD: 14 Total	153	153	125	70	54	6	135	49,366	92.58%	53,322
ADD:15										
BOURBON										
Bourbon Heights	10	9	1	2	2	0	1	489	14.89%	3,285
BOURBON County Total:	10	9	1	2	2	0	1	489	14.89%	3,285
ESTILL										
Irvine Nursing and Rehabilitation	2	2	0	3	1	0	2	269	36.75%	732
ESTILL County Total:	2	2	0	3	1	0	2	269	36.75%	732
FAYETTE										
Central Ky Recovery Center Unit 1	16	0	0	0	0	0	0	0	0.00%	0
Central KY Recovery Center Unit 2	16	16	16	19	23	0	12	5,237	89.43%	5,856
Signature Healthcare at Tanbark Rehab	62	0	0	0	0	0	0	0	0.00%	0
The Willows at Fritz Farm	1	0	0	0	0	0	0	0	0.00%	0
The Willows at Hamburg	39	39	27	34	35	2	24	9,377	65.87%	14,235
FAYETTE County Total:	134	55	43	53	58	2	36	14,614	72.74%	20,091
HARRISON										
Parkside Manor	51	51	51	11	15	1	46	14,076	75.41%	18,666
Shady Lawn	75	75	69	10	11	0	68	25,254	92.00%	27,450
HARRISON County Total:	126	126	120	21	26	1	114	39,330	85.28%	46,116
JESSAMINE										
Bridgepointe at Ashgrove Woods	70	70	49	31	25	11	45	17,202	67.14%	25,620
Rose Terrace, LLC	40	40	40	9	13	0	36	14,437	98.61%	14,640
Wesley Village	28	22	20	11	0	8	23	8,272	80.72%	10,248
JESSAMINE County Total:	138	132	109	51	38	19	104	39,911	79.02%	50,508
LINCOLN										
Waynesburg Manor	28	28	24	29	25	0	28	8,540	83.56%	10,220
LINCOLN County Total:	28	28	24	29	25	0	28	8,540	83.56%	10,220
MADISON										
Telford Terrace	14	14	12	10	8	0	14	4,267	83.27%	5,124
MADISON County Total:	14	14	12	10	8	0	14	4,267	83.27%	5,124

Table 2 - Census Data - Personal Care Beds

ADD / Facility	Licensed Beds	Beds In Operation	Beginning Census	Admissions	Discharges	Deaths	Ending Census	Total Patient Days	Occupancy Percentage	Potential Patient Days
MERCER										
The Willows at Harrodsburg	36	36	36	23	29	3	27	9,882	75.00%	13,176
MERCER County Total:	36	36	36	23	29	3	27	9,882	75.00%	13,176
POWELL										
Stanton Nursing and Rehabilitation Center	1	1	1	0	0	0	1	366	100.00%	366
POWELL County Total:	1	1	1	0	0	0	1	366	100.00%	366
WOODFORD										
Taylor Manor Nursing Home	24	7	3	2	2	0	3	1,132	44.18%	2,562
WOODFORD County Total:	24	7	3	2	2	0	3	1,132	44.18%	2,562
ADD: 15 Total	513	410	349	194	189	25	330	118,800	78.07%	152,180
Statewide Total	3,801	3,032	2,683	1,199	1,145	129	2,551	934,076	42.72%	2,186,512

2024 ANNUAL KENTUCKY LONG TERM CARE UTILIZATION AND SERVICE REPORT

Table 2A - Personal Care Bed Resident Census by CMHC Region and Percent of SMI

CMHC Region / County / Facility	Licensed PC Beds	Total PC Residents	Total PC Residents With SMI	Total PC Residents With SMI Receiving State Supp.	Percent of Residents With SMI
Adanta					
MCCREARY					
Cumberland Manor Rest Home I LLC	49	51	51	50	100.00%
MCCREARY County Total:	49	51	51	50	100.00%
PULASKI					
Crestview Personal Care	30	33	16	16	48.48%
PULASKI County Total:	30	33	16	16	48.48%
TAYLOR					
Bluegrass Way	24	36	0	0	0.00%
TAYLOR County Total:	24	36	0	0	0.00%
WAYNE					
Dishman Personal Care Home	49	75	75	75	100.00%
Mountain Ridge Health and Rehabilitation	1	0	0	0	0.00%
WAYNE County Total:	50	75	75	75	100.00%
Adanta CMHC Total:	153	195	142	141	72.82%
Bluegrass					
BOURBON					
Bourbon Heights	10	3	0	0	0.00%
BOURBON County Total:	10	3	0	0	0.00%
ESTILL					
Irvine Nursing and Rehabilitation	2	3	2	2	66.67%
ESTILL County Total:	2	3	2	2	66.67%

CMHC - Community Mental Health Center

SMI - Severe Mental Illness

State supplementation refers to the payment received from the Department for Community Based Services in accordance with Section 4 of 921 KAR 2:015.

Table 2A - Personal Care Bed Resident Census by CMHC Region and Percent of SMI

CMHC Region / County / Facility	Licensed PC Beds	Total PC Residents	Total PC Residents With SMI	Total PC Residents With SMI Receiving State Supp.	Percent of Residents With SMI
FAYETTE					
The Willows at Hamburg	39	61	0	0	0.00%
Central Ky Recovery Center Unit 1	16	0	0	0	0.00%
Central KY Recovery Center Unit 2	16	35	35	19	100.00%
The Willows at Fritz Farm	1	0	0	0	0.00%
FAYETTE County Total:	72	96	35	19	36.46%
HARRISON					
Parkside Manor	51	62	0	0	0.00%
Shady Lawn	75	79	79	78	100.00%
HARRISON County Total:	126	141	79	78	56.03%
JESSAMINE					
Rose Terrace, LLC	40	49	49	44	100.00%
Wesley Village	28	31	0	0	0.00%
Bridgepointe at Ashgrove Woods	70	80	0	0	0.00%
JESSAMINE County Total:	138	160	49	44	30.63%
LINCOLN					
Waynesburg Manor	28	53	53	52	100.00%
LINCOLN County Total:	28	53	53	52	100.00%
MADISON					
Telford Terrace	14	22	0	0	0.00%
MADISON County Total:	14	22	0	0	0.00%
MERCER					
The Willows at Harrodsburg	36	59	0	0	0.00%
MERCER County Total:	36	59	0	0	0.00%
POWELL					
Stanton Nursing and Rehabilitation Center	1	1	1	1	100.00%
POWELL County Total:	1	1	1	1	100.00%

CMHC - Community Mental Health Center

SMI - Severe Mental Illness

State supplementation refers to the payment received from the Department for Community Based Services in accordance with Section 4 of 921 KAR 2:015.

Table 2A - Personal Care Bed Resident Census by CMHC Region and Percent of SMI

CMHC Region / County / Facility	Licensed PC Beds	Total PC Residents	Total PC Residents With SMI	Total PC Residents With SMI Receiving State Supp.	Percent of Residents With SMI
WOODFORD					
Taylor Manor Nursing Home	24	5	0	0	0.00%
WOODFORD County Total:	24	5	0	0	0.00%
Bluegrass CMHC Total:	451	543	219	196	40.33%
Communicare					
HARDIN					
Peridot Senior Living	24	25	0	0	0.00%
Helmwood Healthcare Ctr. and Elizabeth Sanford Swope Personal Care	17	22	0	0	0.00%
Signature Healthcare at North Hardin Rehab	16	0	0	0	0.00%
HARDIN County Total:	57	47	0	0	0.00%
MARION					
Loretto Living Ctr. at Loretto Motherhouse Infirmary, Inc.	8	11	0	0	0.00%
The Village of Lebanon II	10	0	0	0	0.00%
MARION County Total:	18	11	0	0	0.00%
WASHINGTON					
Sansbury Care Center	11	6	0	0	0.00%
WASHINGTON County Total:	11	6	0	0	0.00%
Communicare CMHC Total:	86	64	0	0	0.00%
Comprehend					
LEWIS					
Vanceburg Hills	4	0	0	0	0.00%
LEWIS County Total:	4	0	0	0	0.00%
Comprehend CMHC Total:	4	0	0	0	0.00%

CMHC - Community Mental Health Center

SMI - Severe Mental Illness

State supplementation refers to the payment received from the Department for Community Based Services in accordance with Section 4 of 921 KAR 2:015.

Table 2A - Personal Care Bed Resident Census by CMHC Region and Percent of SMI

CMHC Region / County / Facility	Licensed PC Beds	Total PC Residents	Total PC Residents With SMI	Total PC Residents With SMI Receiving State Supp.	Percent of Residents With SMI
BELL					
Generations Center of Middlesboro	64	85	85	85	100.00%
BELL County Total:	64	85	85	85	100.00%
HARLAN					
The Laurels	82	81	68	43	83.95%
HARLAN County Total:	82	81	68	43	83.95%
KNOX					
Christian Health Center - Corbin	2	1	0	0	0.00%
KNOX County Total:	2	1	0	0	0.00%
Cumberland River CMHC Total:	148	167	153	128	91.62%
Four Rivers					
CARLISLE					
Countryside Center	8	10	1	1	10.00%
CARLISLE County Total:	8	10	1	1	10.00%
GRAVES					
Fern Terrace of Mayfield	140	174	109	100	62.64%
GRAVES County Total:	140	174	109	100	62.64%
HICKMAN					
Clinton Place	10	15	0	0	0.00%
Clinton Hickman County Nursing Facility	10	8	0	0	0.00%
HICKMAN County Total:	20	23	0	0	0.00%
Four Rivers CMHC Total:	168	207	110	101	53.14%

CMHC - Community Mental Health Center

SMI - Severe Mental Illness

State supplementation refers to the payment received from the Department for Community Based Services in accordance with Section 4 of 921 KAR 2:015.

Table 2A - Personal Care Bed Resident Census by CMHC Region and Percent of SMI

CMHC Region / County / Facility	Licensed PC Beds	Total PC Residents	Total PC Residents With SMI	Total PC Residents With SMI Receiving State Supp.	Percent of Residents With SMI
KNOTT					
Golden Years Rest Home	84	123	123	25	100.00%
KNOTT County Total:	84	123	123	25	100.00%
Kentucky River CMHC Total:	84	123	123	25	100.00%
LifeSkills					
ALLEN					
Cornerstone Manor	36	40	0	0	0.00%
Scottsville Manor	40	44	44	37	100.00%
ALLEN County Total:	76	84	44	37	52.38%
BARREN					
NHC HealthCare, Glasgow	12	0	0	0	0.00%
BARREN County Total:	12	0	0	0	0.00%
METCALFE					
Harpers Home for the Aged	27	27	0	0	0.00%
Metcalfe Health Care Center	13	7	0	0	0.00%
METCALFE County Total:	40	34	0	0	0.00%
WARREN					
Christian Health Center of Bowling Green	54	76	0	0	0.00%
WARREN County Total:	54	76	0	0	0.00%
LifeSkills CMHC Total:	182	194	44	37	22.68%
Mountain					
MAGOFFIN					
Salyersville Nursing and Rehabilitation Center	1	0	0	0	0.00%
MAGOFFIN County Total:	1	0	0	0	0.00%

CMHC - Community Mental Health Center

SMI - Severe Mental Illness

State supplementation refers to the payment received from the Department for Community Based Services in accordance with Section 4 of 921 KAR 2:015.

Table 2A - Personal Care Bed Resident Census by CMHC Region and Percent of SMI

CMHC Region / County / Facility	Licensed PC Beds	Total PC Residents	Total PC Residents With SMI	Total PC Residents With SMI Receiving State Supp.	Percent of Residents With SMI
PIKE					
Good Shepherd Community Nursing Center	2	0	0	0	0.00%
PIKE County Total:	2	0	0	0	0.00%
Mountain CMHC Total:	3	0	0	0	0.00%
NorthKey					
CAMPBELL					
Carmel Manor	80	18	2	1	11.11%
CAMPBELL County Total:	80	18	2	1	11.11%
CARROLL					
Carrollton Manor	32	39	39	38	100.00%
Valley Haven Rest Home	45	52	52	48	100.00%
CARROLL County Total:	77	91	91	86	100.00%
KENTON					
Ivy Knoll	45	57	22	0	38.60%
Regency Manor	59	0	0	0	0.00%
Rosedale Green	20	13	0	0	0.00%
KENTON County Total:	124	70	22	0	31.43%
PENDLETON					
Falmouth Personal Care Home	27	30	30	30	100.00%
The Front Gate	19	21	21	10	100.00%
PENDLETON County Total:	46	51	51	40	100.00%
NorthKey CMHC Total:	327	230	166	127	72.17%
Pathways					
BOYD					
Genesis Health of Ashland	22	27	27	27	100.00%
Frasures Personal Care Home	61	74	74	72	100.00%
Genesis II Health	22	24	24	23	100.00%

CMHC - Community Mental Health Center

SMI - Severe Mental Illness

State supplementation refers to the payment received from the Department for Community Based Services in accordance with Section 4 of 921 KAR 2:015.

Table 2A - Personal Care Bed Resident Census by CMHC Region and Percent of SMI

CMHC Region / County / Facility	Licensed PC Beds	Total PC Residents	Total PC Residents With SMI	Total PC Residents With SMI Receiving State Supp.	Percent of Residents With SMI
Kings Daughters and Sons Home	36	51	0	0	0.00%
BOYD County Total:	141	176	125	122	71.02%
GREENUP					
Trinity Station Retirement Community	30	49	0	0	0.00%
GREENUP County Total:	30	49	0	0	0.00%
LAWRENCE					
The Jordan Center	6	0	0	0	0.00%
LAWRENCE County Total:	6	0	0	0	0.00%
MENIFEE					
Edgewood Estates	8	3	3	3	100.00%
MENIFEE County Total:	8	3	3	3	100.00%
MONTGOMERY					
Regency Memory Care	26	46	0	0	0.00%
MONTGOMERY County Total:	26	46	0	0	0.00%
MORGAN					
West Liberty Nursing and Rehabilitation Center	2	0	0	0	0.00%
MORGAN County Total:	2	0	0	0	0.00%
Pathways CMHC Total:	213	274	128	125	46.72%
Pennyroyal					
CALDWELL					
Highland Homes I LLC	100	77	77	76	100.00%
CALDWELL County Total:	100	77	77	76	100.00%
CHRISTIAN					
Christian County Manor I LLC	78	97	95	95	97.94%
Christian Health Center, Hopkinsville	2	2	0	0	0.00%

CMHC - Community Mental Health Center

SMI - Severe Mental Illness

State supplementation refers to the payment received from the Department for Community Based Services in accordance with Section 4 of 921 KAR 2:015.

Table 2A - Personal Care Bed Resident Census by CMHC Region and Percent of SMI

CMHC Region / County / Facility	Licensed PC Beds	Total PC Residents	Total PC Residents With SMI	Total PC Residents With SMI Receiving State Supp.	Percent of Residents With SMI
Pennyrile I LLC	94	111	92	84	82.88%
CHRISTIAN County Total:	174	210	187	179	89.05%
CRITTENDEN					
Crittenden County Health and Rehabilitation Center	4	0	0	0	0.00%
CRITTENDEN County Total:	4	0	0	0	0.00%
HOPKINS					
The Homestead	64	75	71	69	94.67%
Madisonville Rest Home I LLC	58	50	50	48	100.00%
HOPKINS County Total:	122	125	121	117	96.80%
MUHLENBERG					
Greenville Nursing and Rehabilitation	14	0	0	0	0.00%
Sparks Nursing Center	88	107	54	44	50.47%
MUHLENBERG County Total:	102	107	54	44	50.47%
TRIGG					
Better Senior Living I, LLC	68	99	99	99	100.00%
TRIGG County Total:	68	99	99	99	100.00%
Pennyroyal CMHC Total:	570	618	538	515	87.06%
River Valley					
DAVIESS					
Carmel Home	79	101	0	0	0.00%
Davco Rest Home	92	110	100	91	90.91%
Fern Terrace of Owensboro, LLC	68	73	57	40	78.08%
Chautauqua Health and Rehab	39	15	11	9	73.33%
DAVIESS County Total:	278	299	168	140	56.19%

CMHC - Community Mental Health Center

SMI - Severe Mental Illness

State supplementation refers to the payment received from the Department for Community Based Services in accordance with Section 4 of 921 KAR 2:015.

Table 2A - Personal Care Bed Resident Census by CMHC Region and Percent of SMI

CMHC Region / County / Facility	Licensed PC Beds	Total PC Residents	Total PC Residents With SMI	Total PC Residents With SMI Receiving State Supp.	Percent of Residents With SMI
HANCOCK					
Lewisport Rest Home I LLC	56	69	69	68	100.00%
HANCOCK County Total:	56	69	69	68	100.00%
HENDERSON					
Henderson Manor	64	39	39	39	100.00%
HENDERSON County Total:	64	39	39	39	100.00%
OHIO					
Beaver Dam Nursing and Rehab Center	13	8	3	3	37.50%
OHIO County Total:	13	8	3	3	37.50%
River Valley CMHC Total:	411	415	279	250	67.23%
Seven Counties					
BULLITT					
Colonial House of Shepherdsville	62	69	69	64	100.00%
BULLITT County Total:	62	69	69	64	100.00%
JEFFERSON					
The Springs at Stony Brook	41	65	0	0	0.00%
Hallmark House Louisville II	32	52	0	0	0.00%
Eastern Star Home in KY	24	9	2	0	22.22%
Glen Ridge Health Campus	26	42	0	0	0.00%
Little Sisters of the Poor	15	19	0	0	0.00%
Louisville Protestant Altenheim	30	0	0	0	0.00%
Crescent Grove Memory and Personal Care Community and Sam Swope Center	101	122	1	1	0.82%
Nazareth Home	50	80	45	0	56.25%
Nazareth Home Clifton	31	0	0	0	0.00%

CMHC - Community Mental Health Center

SMI - Severe Mental Illness

State supplementation refers to the payment received from the Department for Community Based Services in accordance with Section 4 of 921 KAR 2:015.

Table 2A - Personal Care Bed Resident Census by CMHC Region and Percent of SMI

CMHC Region / County / Facility	Licensed PC Beds	Total PC Residents	Total PC Residents With SMI	Total PC Residents With SMI Receiving State Supp.	Percent of Residents With SMI
Treyton Oaks Towers	53	66	13	0	19.70%
Wesley Manor	39	55	0	0	0.00%
Barton House of Louisville 1	20	27	0	0	0.00%
JEFFERSON County Total:	462	537	61	1	11.36%
SHELBY					
Colonial Manor	57	57	56	56	98.25%
Maple Grove Senior Living LLC	76	36	0	0	0.00%
SHELBY County Total:	133	93	56	56	60.22%
Seven Counties CMHC Total:	657	699	186	121	26.61%
State Total	3,457	3,729	2,088	1,766	55.99%

CMHC - Community Mental Health Center

SMI - Severe Mental Illness

State supplementation refers to the payment received from the Department for Community Based Services in accordance with Section 4 of 921 KAR 2:015.

2024 ANNUAL KENTUCKY LONG TERM CARE UTILIZATION AND SERVICE REPORT

Table 2B Personal Care Bed Resident Census by Age Group and CMHC Region

CMHC Region / County / Facility	18 34		35 64		65 84		85 and Older		Total
	Male	Female	Male	Female	Male	Female	Male	Female	
Adanta									
MCCREARY									
Cumberland Manor Rest Home I LLC	4	1	22	8	10	6	0	0	51
MCCREARY County Total:	4	1	22	8	10	6	0	0	51
PULASKI									
Crestview Personal Care	0	1	4	10	5	13	0	0	33
PULASKI County Total:	0	1	4	10	5	13	0	0	33
TAYLOR									
Bluegrass Way	0	0	1	0	6	12	6	11	36
TAYLOR County Total:	0	0	1	0	6	12	6	11	36
WAYNE									
Dishman Personal Care Home	2	2	30	30	6	5	0	0	75
Mountain Ridge Health and Rehabilitation	0	0	0	0	0	0	0	0	0
WAYNE County Total:	2	2	30	30	6	5	0	0	75
Adanta CMHC Region Total:	6	4	57	48	27	36	6	11	195
Bluegrass									
BOURBON									
Bourbon Heights	0	0	0	0	0	1	1	1	3
BOURBON County Total:	0	0	0	0	0	1	1	1	3
ESTILL									
Irvine Nursing and Rehabilitation	0	0	0	2	0	1	0	0	3
ESTILL County Total:	0	0	0	2	0	1	0	0	3
FAYETTE									
Central Ky Recovery Center Unit 1	0	0	0	0	0	0	0	0	0
Central KY Recovery Center Unit 2	5	3	11	13	1	2	0	0	35
The Willows at Fritz Farm	0	0	0	0	0	0	0	0	0
The Willows at Hamburg	0	0	1	0	10	11	14	25	61
FAYETTE County Total:	5	3	12	13	11	13	14	25	96

Table 2B Personal Care Bed Resident Census by Age Group and CMHC Region

CMHC Region / County / Facility	18 34		35 64		65 84		85 and Older		Total
	Male	Female	Male	Female	Male	Female	Male	Female	
HARRISON									
Parkside Manor	0	0	28	20	10	4	0	0	62
Shady Lawn	25	10	19	8	12	5	0	0	79
HARRISON County Total:	25	10	47	28	22	9	0	0	141
JESSAMINE									
Bridgepointe at Ashgrove Woods	0	0	0	0	7	17	16	40	80
Rose Terrace, LLC	6	0	9	9	12	13	0	0	49
Wesley Village	0	0	0	0	1	6	6	18	31
JESSAMINE County Total:	6	0	9	9	20	36	22	58	160
LINCOLN									
Waynesburg Manor	2	0	16	10	15	10	0	0	53
LINCOLN County Total:	2	0	16	10	15	10	0	0	53
MADISON									
Telford Terrace	0	0	0	0	1	3	2	16	22
MADISON County Total:	0	0	0	0	1	3	2	16	22
MERCER									
The Willows at Harrodsburg	0	0	0	0	0	0	19	40	59
MERCER County Total:	0	0	0	0	0	0	19	40	59
POWELL									
Stanton Nursing and Rehabilitation Center	0	0	0	0	0	0	1	0	1
POWELL County Total:	0	0	0	0	0	0	1	0	1
WOODFORD									
Taylor Manor Nursing Home	0	0	0	0	2	1	2	0	5
WOODFORD County Total:	0	0	0	0	2	1	2	0	5
Bluegrass CMHC Region Total:	38	13	84	62	71	74	61	140	543
Communicare									
HARDIN									
Helmwood Healthcare Ctr. and Elizabeth Sanford Swope Personal Care	0	0	0	0	1	2	2	17	22

Table 2B Personal Care Bed Resident Census by Age Group and CMHC Region

CMHC Region / County / Facility	18 34		35 64		65 84		85 and Older		Total
	Male	Female	Male	Female	Male	Female	Male	Female	
Peridot Senior Living	0	0	0	0	0	2	2	21	25
Signature Healthcare at North Hardin Rehab	0	0	0	0	0	0	0	0	0
HARDIN County Total:	0	0	0	0	1	4	4	38	47
MARION									
Loretto Living Ctr. at Loretto	0	0	0	0	0	5	0	6	11
Motherhouse Infirmary, Inc.									
The Village of Lebanon II	0	0	0	0	0	0	0	0	0
MARION County Total:	0	0	0	0	0	5	0	6	11
WASHINGTON									
Sansbury Care Center	0	0	0	0	0	2	0	4	6
WASHINGTON County Total:	0	0	0	0	0	2	0	4	6
Communicare CMHC Region Total:	0	0	0	0	1	11	4	48	64
Comprehend									
LEWIS									
Vanceburg Hills	0	0	0	0	0	0	0	0	0
LEWIS County Total:	0	0	0	0	0	0	0	0	0
Comprehend CMHC Region Total:	0	0	0	0	0	0	0	0	0
Cumberland River									
BELL									
Generations Center of Middlesboro	19	23	13	14	8	4	2	2	85
BELL County Total:	19	23	13	14	8	4	2	2	85
HARLAN									
The Laurels	1	0	18	23	20	17	0	2	81
HARLAN County Total:	1	0	18	23	20	17	0	2	81
KNOX									
Christian Health Center - Corbin	0	0	0	0	0	1	0	0	1
KNOX County Total:	0	0	0	0	0	1	0	0	1
Cumberland River CMHC Region Total:	20	23	31	37	28	22	2	4	167

Table 2B Personal Care Bed Resident Census by Age Group and CMHC Region

CMHC Region / County / Facility	18 34		35 64		65 84		85 and Older		Total
	Male	Female	Male	Female	Male	Female	Male	Female	
Four Rivers									
CARLISLE									
Countryside Center	0	0	1	2	5	2	0	0	10
CARLISLE County Total:	0	0	1	2	5	2	0	0	10
GRAVES									
Fern Terrace of Mayfield	34	35	44	33	14	13	0	1	174
GRAVES County Total:	34	35	44	33	14	13	0	1	174
HICKMAN									
Clinton Hickman County Nursing Facility	0	0	0	0	4	0	2	2	8
Clinton Place	0	0	0	5	6	2	2	0	15
HICKMAN County Total:	0	0	0	5	10	2	4	2	23
Four Rivers CMHC Region Total:	34	35	45	40	29	17	4	3	207
Kentucky River									
KNOTT									
Golden Years Rest Home	28	19	36	30	3	7	0	0	123
KNOTT County Total:	28	19	36	30	3	7	0	0	123
Kentucky River CMHC Region Total:	28	19	36	30	3	7	0	0	123
LifeSkills									
ALLEN									
Cornerstone Manor	6	3	20	9	1	1	0	0	40
Scottsville Manor	0	1	16	15	8	4	0	0	44
ALLEN County Total:	6	4	36	24	9	5	0	0	84
BARREN									
NHC HealthCare, Glasgow	0	0	0	0	0	0	0	0	0
BARREN County Total:	0	0	0	0	0	0	0	0	0
METCALFE									
Harpers Home for the Aged	0	1	23	1	2	0	0	0	27
Metcalfe Health Care Center	0	0	0	0	2	4	0	1	7
METCALFE County Total:	0	1	23	1	4	4	0	1	34

Table 2B Personal Care Bed Resident Census by Age Group and CMHC Region

CMHC Region / County / Facility	18 34		35 64		65 84		85 and Older		Total
	Male	Female	Male	Female	Male	Female	Male	Female	
WARREN									
Christian Health Center of Bowling Green	0	0	0	0	11	22	11	32	76
WARREN County Total:	0	0	0	0	11	22	11	32	76
LifeSkills CMHC Region Total:	6	5	59	25	24	31	11	33	194
Mountain									
MAGOFFIN									
Salyersville Nursing and Rehabilitation Center	0	0	0	0	0	0	0	0	0
MAGOFFIN County Total:	0	0	0	0	0	0	0	0	0
PIKE									
Good Shepherd Community Nursing Center	0	0	0	0	0	0	0	0	0
PIKE County Total:	0	0	0	0	0	0	0	0	0
Mountain CMHC Region Total:	0	0	0	0	0	0	0	0	0
NorthKey									
CAMPBELL									
Carmel Manor	0	0	2	0	4	5	4	3	18
CAMPBELL County Total:	0	0	2	0	4	5	4	3	18
CARROLL									
Carrollton Manor	3	1	17	5	9	4	0	0	39
Valley Haven Rest Home	0	0	24	0	26	0	2	0	52
CARROLL County Total:	3	1	41	5	35	4	2	0	91
KENTON									
Ivy Knoll	0	0	4	2	9	20	6	16	57
Regency Manor	0	0	0	0	0	0	0	0	0
Rosedale Green	0	0	0	0	2	5	1	5	13
KENTON County Total:	0	0	4	2	11	25	7	21	70
PENDLETON									
Falmouth Personal Care Home	7	0	15	6	1	1	0	0	30
The Front Gate	0	1	5	4	5	6	0	0	21
PENDLETON County Total:	7	1	20	10	6	7	0	0	51
NorthKey CMHC Region Total:	10	2	67	17	56	41	13	24	230

Table 2B Personal Care Bed Resident Census by Age Group and CMHC Region

CMHC Region / County / Facility	18 34		35 64		65 84		85 and Older		Total
	Male	Female	Male	Female	Male	Female	Male	Female	
Pathways									
BOYD									
Frasures Personal Care Home	0	0	41	22	7	4	0	0	74
Genesis Health of Ashland	5	6	5	3	5	3	0	0	27
Genesis II Health	5	3	5	5	6	0	0	0	24
Kings Daughters and Sons Home	0	0	0	0	9	12	11	19	51
BOYD County Total:	10	9	51	30	27	19	11	19	176
GREENUP									
Trinity Station Retirement Community	0	0	0	0	8	16	6	19	49
GREENUP County Total:	0	0	0	0	8	16	6	19	49
LAWRENCE									
The Jordan Center	0	0	0	0	0	0	0	0	0
LAWRENCE County Total:	0	0	0	0	0	0	0	0	0
MENIFEE									
Edgewood Estates	0	0	2	1	0	0	0	0	3
MENIFEE County Total:	0	0	2	1	0	0	0	0	3
MONTGOMERY									
Regency Memory Care	0	0	0	0	5	14	7	20	46
MONTGOMERY County Total:	0	0	0	0	5	14	7	20	46
MORGAN									
West Liberty Nursing and Rehabilitation Center	0	0	0	0	0	0	0	0	0
MORGAN County Total:	0	0	0	0	0	0	0	0	0
Pathways CMHC Region Total:	10	9	53	31	40	49	24	58	274
Pennyroyal									
CALDWELL									
Highland Homes I LLC	3	1	31	18	14	10	0	0	77
CALDWELL County Total:	3	1	31	18	14	10	0	0	77
CHRISTIAN									
Christian County Manor I LLC	16	11	36	21	9	4	0	0	97
Christian Health Center, Hopkinsville	0	0	0	0	0	0	0	2	2
Pennyrile I LLC	3	0	42	23	19	21	1	2	111
CHRISTIAN County Total:	19	11	78	44	28	25	1	4	210

Table 2B Personal Care Bed Resident Census by Age Group and CMHC Region

CMHC Region / County / Facility	18 34		35 64		65 84		85 and Older		Total
	Male	Female	Male	Female	Male	Female	Male	Female	
CRITTENDEN									
Crittenden County Health and Rehabilitation Center	0	0	0	0	0	0	0	0	0
CRITTENDEN County Total:	0	0	0	0	0	0	0	0	0
HOPKINS									
Madisonville Rest Home I LLC	2	2	25	11	9	1	0	0	50
The Homestead	15	9	21	11	12	7	0	0	75
HOPKINS County Total:	17	11	46	22	21	8	0	0	125
MUHLENBERG									
Greenville Nursing and Rehabilitation	0	0	0	0	0	0	0	0	0
Sparks Nursing Center	4	5	29	19	21	23	2	4	107
MUHLENBERG County Total:	4	5	29	19	21	23	2	4	107
TRIGG									
Better Senior Living I, LLC	1	1	63	23	7	4	0	0	99
TRIGG County Total:	1	1	63	23	7	4	0	0	99
Pennyroyal CMHC Region Total:	44	29	247	126	91	70	3	8	618
River Valley									
DAVISS									
Carmel Home	0	0	0	0	1	3	19	78	101
Chautauqua Health and Rehab	0	0	1	2	2	8	1	1	15
Davco Rest Home	3	5	38	34	18	12	0	0	110
Fern Terrace of Owensboro, LLC	0	0	17	6	17	29	3	1	73
DAVISS County Total:	3	5	56	42	38	52	23	80	299
HANCOCK									
Lewisport Rest Home I LLC	10	2	38	5	13	1	0	0	69
HANCOCK County Total:	10	2	38	5	13	1	0	0	69
HENDERSON									
Henderson Manor	18	10	4	7	0	0	0	0	39
HENDERSON County Total:	18	10	4	7	0	0	0	0	39
OHIO									
Beaver Dam Nursing and Rehab Center	0	0	1	0	5	1	0	1	8
OHIO County Total:	0	0	1	0	5	1	0	1	8
River Valley CMHC Region Total:	31	17	99	54	56	54	23	81	415

Table 2B Personal Care Bed Resident Census by Age Group and CMHC Region

CMHC Region / County / Facility	18 34		35 64		65 84		85 and Older		Total
	Male	Female	Male	Female	Male	Female	Male	Female	
Seven Counties									
BULLITT									
Colonial House of Shepherdsville	0	0	30	21	11	7	0	0	69
BULLITT County Total:	0	0	30	21	11	7	0	0	69
JEFFERSON									
Barton House of Louisville 1	0	0	0	0	5	9	6	7	27
Crescent Grove Memory and Personal Care Community and Sam Swope Center	0	0	0	0	12	32	19	59	122
Eastern Star Home in KY	0	0	0	0	1	2	0	6	9
Glen Ridge Health Campus	0	0	3	0	5	12	2	20	42
Hallmark House Louisville II	0	0	0	0	11	15	6	20	52
Little Sisters of the Poor	0	0	0	0	2	4	2	11	19
Louisville Protestant Altenheim	0	0	0	0	0	0	0	0	0
Nazareth Home	0	0	0	0	5	21	9	45	80
Nazareth Home Clifton	0	0	0	0	0	0	0	0	0
The Springs at Stony Brook	0	0	0	0	15	15	20	15	65
Treyton Oaks Towers	0	0	0	0	10	12	16	28	66
Wesley Manor	0	0	0	0	9	9	14	23	55
JEFFERSON County Total:	0	0	3	0	75	131	94	234	537
SHELBY									
Colonial Manor	10	7	10	10	10	10	0	0	57
Maple Grove Senior Living LLC	0	0	3	1	8	12	4	8	36
SHELBY County Total:	10	7	13	11	18	22	4	8	93
Seven Counties CMHC Region Total:	10	7	46	32	104	160	98	242	699
State Total	237	163	824	502	530	572	249	652	3,729

2024 ANNUAL KENTUCKY LONG TERM CARE UTILIZATION AND SERVICE REPORT

Table 2C - Personal Care Bed Census and Inpatient Days for Individuals With SMI

CMHC* Region / County / Facility	18 34		35 64		65 84		85 and Older		Total	
	SMI Census	SMI Inpatient Days	SMI Census	SMI Inpatient Days	SMI Census	SMI Inpatient Days	SMI Census	SMI Inpatient Days	SMI Census	SMI Inpatient Days
Adanta										
MCCREARY										
Cumberland Manor Rest Home I LLC	5	1825	30	10950	16	5840	0	0	51	18,615
MCCREARY County Total:	5	1,825	30	10,950	16	5,840	0	0	51	18,615
PULASKI										
Crestview Personal Care	1	194	10	3250	5	1781	0	0	16	5,225
PULASKI County Total:	1	194	10	3,250	5	1,781	0	0	16	5,225
TAYLOR										
Bluegrass Way	0	0	0	0	0	0	0	0	0	0
TAYLOR County Total:	0	0	0	0	0	0	0	0	0	0
WAYNE										
Dishman Personal Care Home	4	1145	60	12760	11	3410	0	0	75	17,315
Mountain Ridge Health and Rehabilitation	0	0	0	0	0	0	0	0	0	0
WAYNE County Total:	4	1,145	60	12,760	11	3,410	0	0	75	17,315
Adanta CMHC Total:	10	3,164	100	26,960	32	11,031	0	0	142	41,155
Bluegrass										
BOURBON										
Bourbon Heights	0	0	0	0	0	0	0	0	0	0
BOURBON County Total:	0	0	0	0	0	0	0	0	0	0
ESTILL										
Irvine Nursing and Rehabilitation	0	0	1	54	1	215	0	0	2	269
ESTILL County Total:	0	0	1	54	1	215	0	0	2	269
FAYETTE										
Central Ky Recovery Center Unit 1	0	0	0	0	0	0	0	0	0	0
Central KY Recovery Center Unit 2	8	697	24	4285	3	255	0	0	35	5,237

CMHC - Community Mental Health Center
 SMI - Severe Mental Illness

Table 2C - Personal Care Bed Census and Inpatient Days for Individuals With SMI

CMHC* Region / County / Facility	18 34		35 64		65 84		85 and Older		Total	
	SMI Census	SMI Inpatient Days	SMI Census	SMI Inpatient Days	SMI Census	SMI Inpatient Days	SMI Census	SMI Inpatient Days	SMI Census	SMI Inpatient Days
The Willows at Fritz Farm	0	0	0	0	0	0	0	0	0	0
The Willows at Hamburg	0	0	0	0	0	0	0	0	0	0
FAYETTE County Total:	8	697	24	4,285	3	255	0	0	35	5,237
HARRISON										
Parkside Manor	0	0	0	0	0	0	0	0	0	0
Shady Lawn	35	12810	27	9882	17	6222	0	0	79	28,914
HARRISON County Total:	35	12,810	27	9,882	17	6,222	0	0	79	28,914
JESSAMINE										
Bridgepointe at Ashgrove Woods	0	0	0	0	0	0	0	0	0	0
Rose Terrace, LLC	6	1719	18	5378	25	7340	0	0	49	14,437
Wesley Village	0	0	0	0	0	0	0	0	0	0
JESSAMINE County Total:	6	1,719	18	5,378	25	7,340	0	0	49	14,437
LINCOLN										
Waynesburg Manor	2	305	26	3965	25	4270	0	0	53	8,540
LINCOLN County Total:	2	305	26	3,965	25	4,270	0	0	53	8,540
MADISON										
Telford Terrace	0	0	0	0	0	0	0	0	0	0
MADISON County Total:	0	0	0	0	0	0	0	0	0	0
MERCER										
The Willows at Harrodsburg	0	0	0	0	0	0	0	0	0	0
MERCER County Total:	0	0	0	0	0	0	0	0	0	0
POWELL										
Stanton Nursing and Rehabilitation Center	0	0	0	0	0	0	1	366	1	366
POWELL County Total:	0	0	0	0	0	0	1	366	1	366

CMHC - Community Mental Health Center
 SMI - Severe Mental Illness

Table 2C - Personal Care Bed Census and Inpatient Days for Individuals With SMI

CMHC* Region / County / Facility	18 34		35 64		65 84		85 and Older		Total	
	SMI Census	SMI Inpatient Days	SMI Census	SMI Inpatient Days	SMI Census	SMI Inpatient Days	SMI Census	SMI Inpatient Days	SMI Census	SMI Inpatient Days
WOODFORD										
Taylor Manor Nursing Home	0	0	0	0	0	0	0	0	0	0
WOODFORD County Total:	0	0	0	0	0	0	0	0	0	0
Bluegrass CMHC Total:	51	15,531	96	23,564	71	18,302	1	366	219	57,763
Communicare										
HARDIN										
Helmwood Healthcare Ctr. and Elizabeth Sanford Swope Personal Care	0	0	0	0	0	0	0	0	0	0
Peridot Senior Living	0	0	0	0	0	0	0	0	0	0
Signature Healthcare at North Hardin Rehab	0	0	0	0	0	0	0	0	0	0
HARDIN County Total:	0	0	0	0	0	0	0	0	0	0
MARION										
Loretto Living Ctr. at Loretto Motherhouse Infirmary, Inc.	0	0	0	0	0	0	0	0	0	0
The Village of Lebanon II	0	0	0	0	0	0	0	0	0	0
MARION County Total:	0	0	0	0	0	0	0	0	0	0
WASHINGTON										
Sansbury Care Center	0	0	0	0	0	0	0	0	0	0
WASHINGTON County Total:	0	0	0	0	0	0	0	0	0	0
Communicare CMHC Total:	0	0	0	0	0	0	0	0	0	0
Comprehend										
LEWIS										
Vanceburg Hills	0	0	0	0	0	0	0	0	0	0
LEWIS County Total:	0	0	0	0	0	0	0	0	0	0
Comprehend CMHC Total:	0	0	0	0	0	0	0	0	0	0

CMHC - Community Mental Health Center
 SMI - Severe Mental Illness

Table 2C - Personal Care Bed Census and Inpatient Days for Individuals With SMI

CMHC* Region / County / Facility	18 34		35 64		65 84		85 and Older		Total	
	SMI Census	SMI Inpatient Days	SMI Census	SMI Inpatient Days	SMI Census	SMI Inpatient Days	SMI Census	SMI Inpatient Days	SMI Census	SMI Inpatient Days
Cumberland River										
BELL										
Generations Center of Middlesboro	42	15330	27	9855	12	4380	4	1460	85	31,025
BELL County Total:	42	15,330	27	9,855	12	4,380	4	1,460	85	31,025
HARLAN										
The Laurels	1	366	41	15006	25	9150	1	366	68	24,888
HARLAN County Total:	1	366	41	15,006	25	9,150	1	366	68	24,888
KNOX										
Christian Health Center - Corbin	0	0	0	0	0	0	0	0	0	0
KNOX County Total:	0	0	0	0	0	0	0	0	0	0
Cumberland River CMHC Total:	43	15,696	68	24,861	37	13,530	5	1,826	153	55,913
Four Rivers										
CARLISLE										
Countryside Center	0	0	1	365	0	0	0	0	1	365
CARLISLE County Total:	0	0	1	365	0	0	0	0	1	365
GRAVES										
Fern Terrace of Mayfield	40	14600	50	18250	19	6935	0	0	109	39,785
GRAVES County Total:	40	14,600	50	18,250	19	6,935	0	0	109	39,785
HICKMAN										
Clinton Hickman County Nursing Facility	0	0	0	0	0	0	0	0	0	0
Clinton Place	0	0	0	0	0	0	0	0	0	0
HICKMAN County Total:	0	0	0	0	0	0	0	0	0	0
Four Rivers CMHC Total:	40	14,600	51	18,615	19	6,935	0	0	110	40,150

CMHC - Community Mental Health Center
 SMI - Severe Mental Illness

Table 2C - Personal Care Bed Census and Inpatient Days for Individuals With SMI

CMHC* Region / County / Facility	18 34		35 64		65 84		85 and Older		Total	
	SMI Census	SMI Inpatient Days	SMI Census	SMI Inpatient Days	SMI Census	SMI Inpatient Days	SMI Census	SMI Inpatient Days	SMI Census	SMI Inpatient Days
Kentucky River										
KNOTT										
Golden Years Rest Home	47	732	66	732	10	732	0	0	123	2,196
KNOTT County Total:	47	732	66	732	10	732	0	0	123	2,196
Kentucky River CMHC Total:	47	732	66	732	10	732	0	0	123	2,196
LifeSkills										
ALLEN										
Cornerstone Manor	0	0	0	0	0	0	0	0	0	0
Scottsville Manor	1	366	31	8088	12	2004	0	0	44	10,458
ALLEN County Total:	1	366	31	8,088	12	2,004	0	0	44	10,458
BARREN										
NHC HealthCare, Glasgow	0	0	0	0	0	0	0	0	0	0
BARREN County Total:	0	0	0	0	0	0	0	0	0	0
METCALFE										
Harpers Home for the Aged	0	0	0	0	0	0	0	0	0	0
Metcalfe Health Care Center	0	0	0	0	0	0	0	0	0	0
METCALFE County Total:	0	0	0	0	0	0	0	0	0	0
WARREN										
Christian Health Center of Bowling Green	0	0	0	0	0	0	0	0	0	0
WARREN County Total:	0	0	0	0	0	0	0	0	0	0
LifeSkills CMHC Total:	1	366	31	8,088	12	2,004	0	0	44	10,458
Mountain										
MAGOFFIN										
Salyersville Nursing and Rehabilitation Center	0	0	0	0	0	0	0	0	0	0
MAGOFFIN County Total:	0	0	0	0	0	0	0	0	0	0

CMHC - Community Mental Health Center
 SMI - Severe Mental Illness

Table 2C - Personal Care Bed Census and Inpatient Days for Individuals With SMI

CMHC* Region / County / Facility	18 34		35 64		65 84		85 and Older		Total	
	SMI Census	SMI Inpatient Days	SMI Census	SMI Inpatient Days	SMI Census	SMI Inpatient Days	SMI Census	SMI Inpatient Days	SMI Census	SMI Inpatient Days
PIKE										
Good Shepherd Community Nursing Center	0	0	0	0	0	0	0	0	0	0
PIKE County Total:	0	0	0	0	0	0	0	0	0	0
Mountain CMHC Total:	0	0	0	0	0	0	0	0	0	0
NorthKey										
CAMPBELL										
Carmel Manor	0	0	0	0	2	611	0	0	2	611
CAMPBELL County Total:	0	0	0	0	2	611	0	0	2	611
CARROLL										
Carrollton Manor	4	1171	22	5941	13	4022	0	0	39	11,134
Valley Haven Rest Home	0	0	24	8784	26	9516	2	732	52	19,032
CARROLL County Total:	4	1,171	46	14,725	39	13,538	2	732	91	30,166
KENTON										
Ivy Knoll	0	0	4	1464	12	4392	6	2196	22	8,052
Regency Manor	0	0	0	0	0	0	0	0	0	0
Rosedale Green	0	0	0	0	0	0	0	0	0	0
KENTON County Total:	0	0	4	1,464	12	4,392	6	2,196	22	8,052
PENDLETON										
Falmouth Personal Care Home	7	2562	21	7686	2	732	0	0	30	10,980
The Front Gate	1	366	9	3294	11	4026	0	0	21	7,686
PENDLETON County Total:	8	2,928	30	10,980	13	4,758	0	0	51	18,666
NorthKey CMHC Total:	12	4,099	80	27,169	66	23,299	8	2,928	166	57,495
Pathways										
BOYD										
Frasures Personal Care Home	0	0	63	16172	11	2855	0	0	74	19,027
Genesis Health of Ashland	11	4015	8	2920	8	2920	0	0	27	9,855
Genesis II Health	8	2920	10	3650	6	2190	0	0	24	8,760

CMHC - Community Mental Health Center
 SMI - Severe Mental Illness

Table 2C - Personal Care Bed Census and Inpatient Days for Individuals With SMI

CMHC* Region / County / Facility	18 34		35 64		65 84		85 and Older		Total	
	SMI Census	SMI Inpatient Days	SMI Census	SMI Inpatient Days	SMI Census	SMI Inpatient Days	SMI Census	SMI Inpatient Days	SMI Census	SMI Inpatient Days
Kings Daughters and Sons Home	0	0	0	0	0	0	0	0	0	0
BOYD County Total:	19	6,935	81	22,742	25	7,965	0	0	125	37,642
GREENUP										
Trinity Station Retirement Community	0	0	0	0	0	0	0	0	0	0
GREENUP County Total:	0	0	0	0	0	0	0	0	0	0
LAWRENCE										
The Jordan Center	0	0	0	0	0	0	0	0	0	0
LAWRENCE County Total:	0	0	0	0	0	0	0	0	0	0
MENIFEE										
Edgewood Estates	0	0	3	1095	0	0	0	0	3	1,095
MENIFEE County Total:	0	0	3	1,095	0	0	0	0	3	1,095
MONTGOMERY										
Regency Memory Care	0	0	0	0	0	0	0	0	0	0
MONTGOMERY County Total:	0	0	0	0	0	0	0	0	0	0
MORGAN										
West Liberty Nursing and Rehabilitation Center	0	0	0	0	0	0	0	0	0	0
MORGAN County Total:	0	0	0	0	0	0	0	0	0	0
Pathways CMHC Total:	19	6,935	84	23,837	25	7,965	0	0	128	38,737
Pennyroyal										
CALDWELL										
Highland Homes I LLC	4	1460	49	17885	24	8760	0	0	77	28,105
CALDWELL County Total:	4	1,460	49	17,885	24	8,760	0	0	77	28,105
CHRISTIAN										
Christian County Manor I LLC	27	9882	55	20130	13	4758	0	0	95	34,770

CMHC - Community Mental Health Center
 SMI - Severe Mental Illness

Table 2C - Personal Care Bed Census and Inpatient Days for Individuals With SMI

CMHC* Region / County / Facility	18 34		35 64		65 84		85 and Older		Total	
	SMI Census	SMI Inpatient Days	SMI Census	SMI Inpatient Days	SMI Census	SMI Inpatient Days	SMI Census	SMI Inpatient Days	SMI Census	SMI Inpatient Days
Christian Health Center, Hopkinsville	0	0	0	0	0	0	0	0	0	0
Pennyryle I LLC	3	416	55	14420	31	10559	3	1098	92	26,493
CHRISTIAN County Total:	30	10,298	110	34,550	44	15,317	3	1,098	187	61,263
CRITTENDEN										
Crittenden County Health and Rehabilitation Center	0	0	0	0	0	0	0	0	0	0
CRITTENDEN County Total:	0	0	0	0	0	0	0	0	0	0
HOPKINS										
Madisonville Rest Home I LLC	4	730	36	730	10	730	0	0	50	2,190
The Homestead	24	5995	29	7244	18	4496	0	0	71	17,735
HOPKINS County Total:	28	6,725	65	7,974	28	5,226	0	0	121	19,925
MUHLENBERG										
Greenville Nursing and Rehabilitation	0	0	0	0	0	0	0	0	0	0
Sparks Nursing Center	6	1154	27	7445	18	5876	3	624	54	15,099
MUHLENBERG County Total:	6	1,154	27	7,445	18	5,876	3	624	54	15,099
TRIGG										
Better Senior Living I, LLC	2	730	86	730	11	730	0	0	99	2,190
TRIGG County Total:	2	730	86	730	11	730	0	0	99	2,190
Pennyroyal CMHC Total:	70	20,367	337	68,584	125	35,909	6	1,722	538	126,582
River Valley										
DAVIESS										
Carmel Home	0	0	0	0	0	0	0	0	0	0
Chautauqua Health and Rehab	0	0	2	730	9	2290	0	0	11	3,020
Davco Rest Home	8	1294	64	18477	28	7974	0	0	100	27,745
Fern Terrace of Owensboro, LLC	0	0	20	5297	36	10308	1	51	57	15,656
DAVIESS County Total:	8	1,294	86	24,504	73	20,572	1	51	168	46,421

CMHC - Community Mental Health Center
 SMI - Severe Mental Illness

Table 2C - Personal Care Bed Census and Inpatient Days for Individuals With SMI

CMHC Region / County / Facility	18 34		35 64		65 84		85 and Older		Total	
	SMI Census	SMI Inpatient Days	SMI Census	SMI Inpatient Days	SMI Census	SMI Inpatient Days	SMI Census	SMI Inpatient Days	SMI Census	SMI Inpatient Days
HANCOCK										
Lewisport Rest Home I LLC	12	4392	43	15738	14	5122	0	0	69	25,252
HANCOCK County Total:	12	4,392	43	15,738	14	5,122	0	0	69	25,252
HENDERSON										
Henderson Manor	28	28	11	11	0	0	0	0	39	39
HENDERSON County Total:	28	28	11	11	0	0	0	0	39	39
OHIO										
Beaver Dam Nursing and Rehab Center	0	0	1	366	2	732	0	0	3	1,098
OHIO County Total:	0	0	1	366	2	732	0	0	3	1,098
River Valley CMHC Total:	48	5,714	141	40,619	89	26,426	1	51	279	72,810
Seven Counties										
BULLITT										
Colonial House of Shepherdsville	0	0	51	18666	18	6588	0	0	69	25,254
BULLITT County Total:	0	0	51	18,666	18	6,588	0	0	69	25,254
JEFFERSON										
Barton House of Louisville 1	0	0	0	0	0	0	0	0	0	0
Crescent Grove Memory and Personal Care Community and Sam Swope Center	0	0	0	0	1	366	0	0	1	366
Eastern Star Home in KY	0	0	0	0	2	509	0	0	2	509
Glen Ridge Health Campus	0	0	0	0	0	0	0	0	0	0
Hallmark House Louisville II	0	0	0	0	0	0	0	0	0	0
Little Sisters of the Poor	0	0	0	0	0	0	0	0	0	0
Louisville Protestant Altenheim	0	0	0	0	0	0	0	0	0	0
Nazareth Home	0	0	0	0	13	13	32	32	45	45
Nazareth Home Clifton	0	0	0	0	0	0	0	0	0	0

CMHC - Community Mental Health Center
 SMI - Severe Mental Illness

Table 2C - Personal Care Bed Census and Inpatient Days for Individuals With SMI

CMHC Region / County / Facility	18 34		35 64		65 84		85 and Older		Total	
	SMI Census	SMI Inpatient Days	SMI Census	SMI Inpatient Days	SMI Census	SMI Inpatient Days	SMI Census	SMI Inpatient Days	SMI Census	SMI Inpatient Days
The Springs at Stony Brook	0	0	0	0	0	0	0	0	0	0
Treyton Oaks Towers	0	0	0	0	4	1198	9	2953	13	4,151
Wesley Manor	0	0	0	0	0	0	0	0	0	0
JEFFERSON County Total:	0	0	0	0	20	2,086	41	2,985	61	5,071
SHELBY										
Colonial Manor	17	730	19	730	20	730	0	0	56	2,190
Maple Grove Senior Living LLC	0	0	0	0	0	0	0	0	0	0
SHELBY County Total:	17	730	19	730	20	730	0	0	56	2,190
Seven Counties CMHC Total:	17	730	70	19,396	58	9,404	41	2,985	186	32,515
State Total	358	87,934	1,124	282,425	544	155,537	62	9,878	2,088	535,774

2024 ANNUAL KENTUCKY LONG TERM CARE UTILIZATION AND SERVICE REPORT

Table 2CC - Personal Care Bed Census and Inpatient Days

Residents With SMI Receiving State Supplementation

CMHC Region / County / Facility	18-34		35-64		65-84		85 and Older		Total	
	SMI State Supp. Census	SMI State Supp. Inpatient Days	SMI State Supp. Census	SMI State Supp. Inpatient Days	SMI State Supp. Census	SMI State Supp. Inpatient Days	SMI State Supp. Census	SMI State Supp. Inpatient Days	SMI and State Supp. Census	SMI and State Supp. Inpatient Days
Adanta										
MCCREARY										
Cumberland Manor Rest Home I LLC	5	1825	29	10585	16	5840	0	0	50	18,250
MCCREARY County Total:	5	1,825	29	10,585	16	5,840	0	0	50	18,250
PULASKI										
Crestview Personal Care	1	194	10	3250	5	1781	0	0	16	5,225
PULASKI County Total:	1	194	10	3,250	5	1,781	0	0	16	5,225
TAYLOR										
Bluegrass Way	0	0	0	0	0	0	0	0	0	0
TAYLOR County Total:	0	0	0	0	0	0	0	0	0	0
WAYNE										
Dishman Personal Care Home	4	1145	60	12760	11	3410	0	0	75	17,315
Mountain Ridge Health and Rehabilitation	0	0	0	0	0	0	0	0	0	0
WAYNE County Total:	4	1,145	60	12,760	11	3,410	0	0	75	17,315
Adanta CMHC Total:	10	3,164	99	26,595	32	11,031	0	0	141	40,790

Bluegrass

BOURBON

Bourbon Heights	0	0	0	0	0	0	0	0	0	0
BOURBON County Total:	0	0	0	0	0	0	0	0	0	0

CMHC - Community Mental Health Center

SMI - Severe Mental Illness

State Supplementation for needy persons who are aged, blind or have a disability (KRS 205.245)

Table 2CC - Personal Care Bed Census and Inpatient Days

Residents With SMI Receiving State Supplementation

CMHC Region / County / Facility	18-34		35-64		65-84		85 and Older		Total	
	SMI State Supp. Census	SMI State Supp. Inpatient Days	SMI State Supp. Census	SMI State Supp. Inpatient Days	SMI State Supp. Census	SMI State Supp. Inpatient Days	SMI State Supp. Census	SMI State Supp. Inpatient Days	SMI and State Supp. Census	SMI and State Supp. Inpatient Days
Irvine Nursing and Rehabilitation	0	0	1	54	1	215	0	0	2	269
ESTILL County Total:	0	0	1	54	1	215	0	0	2	269
FAYETTE										
Central Ky Recovery Center Unit 1	0	0	0	0	0	0	0	0	0	0
Central KY Recovery Center Unit 2	1	11	16	2621	2	234	0	0	19	2,866
The Willows at Fritz Farm	0	0	0	0	0	0	0	0	0	0
The Willows at Hamburg	0	0	0	0	0	0	0	0	0	0
FAYETTE County Total:	1	11	16	2,621	2	234	0	0	19	2,866
HARRISON										
Parkside Manor	0	0	0	0	0	0	0	0	0	0
Shady Lawn	35	12810	27	9882	16	5856	0	0	78	28,548
HARRISON County Total:	35	12,810	27	9,882	16	5,856	0	0	78	28,548
JESSAMINE										
Bridgepointe at Ashgrove Woods	0	0	0	0	0	0	0	0	0	0
Rose Terrace, LLC	6	1719	16	4646	22	6210	0	0	44	12,575
Wesley Village	0	0	0	0	0	0	0	0	0	0
JESSAMINE County Total:	6	1,719	16	4,646	22	6,210	0	0	44	12,575
LINCOLN										
Waynesburg Manor	2	305	25	3660	25	4270	0	0	52	8,235
LINCOLN County Total:	2	305	25	3,660	25	4,270	0	0	52	8,235

CMHC - Community Mental Health Center

SMI - Severe Mental Illness

State Supplementation for needy persons who are aged, blind or have a disability (KRS 205.245)

Table 2CC - Personal Care Bed Census and Inpatient Days

Residents With SMI Receiving State Supplementation

CMHC Region / County / Facility	18-34		35-64		65-84		85 and Older		Total	
	SMI State Supp. Census	SMI State Supp. Inpatient Days	SMI State Supp. Census	SMI State Supp. Inpatient Days	SMI State Supp. Census	SMI State Supp. Inpatient Days	SMI State Supp. Census	SMI State Supp. Inpatient Days	SMI and State Supp. Census	SMI and State Supp. Inpatient Days
MADISON										
Telford Terrace	0	0	0	0	0	0	0	0	0	0
MADISON County Total:	0	0	0	0	0	0	0	0	0	0
MERCER										
The Willows at Harrodsburg	0	0	0	0	0	0	0	0	0	0
MERCER County Total:	0	0	0	0	0	0	0	0	0	0
POWELL										
Stanton Nursing and Rehabilitation Center	0	0	0	0	0	0	1	366	1	366
POWELL County Total:	0	0	0	0	0	0	1	366	1	366
WOODFORD										
Taylor Manor Nursing Home	0	0	0	0	0	0	0	0	0	0
WOODFORD County Total:	0	0	0	0	0	0	0	0	0	0
Bluegrass CMHC Total:	44	14,845	85	20,863	66	16,785	1	366	196	52,859
Communicare										
HARDIN										
Helmwood Healthcare Ctr. and Elizabeth Sanford Swope Personal Care	0	0	0	0	0	0	0	0	0	0
Peridot Senior Living	0	0	0	0	0	0	0	0	0	0
Signature Healthcare at North Hardin Rehab	0	0	0	0	0	0	0	0	0	0
HARDIN County Total:	0	0	0	0	0	0	0	0	0	0

CMHC - Community Mental Health Center

SMI - Severe Mental Illness

State Supplementation for needy persons who are aged, blind or have a disability (KRS 205.245)

Table 2CC - Personal Care Bed Census and Inpatient Days

Residents With SMI Receiving State Supplementation

CMHC Region / County / Facility	18-34		35-64		65-84		85 and Older		Total	
	SMI State Supp. Census	SMI State Supp. Inpatient Days	SMI State Supp. Census	SMI State Supp. Inpatient Days	SMI State Supp. Census	SMI State Supp. Inpatient Days	SMI State Supp. Census	SMI State Supp. Inpatient Days	SMI and State Supp. Census	SMI and State Supp. Inpatient Days
MARION										
Loretto Living Ctr. at Loretto Motherhouse Infirmary, Inc.	0	0	0	0	0	0	0	0	0	0
The Village of Lebanon II	0	0	0	0	0	0	0	0	0	0
MARION County Total:	0	0	0	0	0	0	0	0	0	0
WASHINGTON										
Sansbury Care Center	0	0	0	0	0	0	0	0	0	0
WASHINGTON County Total:	0	0	0	0	0	0	0	0	0	0
Communicare CMHC Total:	0	0	0	0	0	0	0	0	0	0
Comprehend										
LEWIS										
Vanceburg Hills	0	0	0	0	0	0	0	0	0	0
LEWIS County Total:	0	0	0	0	0	0	0	0	0	0
Comprehend CMHC Total:	0	0	0	0	0	0	0	0	0	0
Cumberland River										
BELL										
Generations Center of Middlesboro	42	15330	27	9855	12	4380	4	1460	85	31,025
BELL County Total:	42	15,330	27	9,855	12	4,380	4	1,460	85	31,025
HARLAN										
The Laurels	0	0	26	9516	17	6222	0	0	43	15,738
HARLAN County Total:	0	0	26	9,516	17	6,222	0	0	43	15,738

CMHC - Community Mental Health Center

SMI - Severe Mental Illness

State Supplementation for needy persons who are aged, blind or have a disability (KRS 205.245)

Table 2CC - Personal Care Bed Census and Inpatient Days

Residents With SMI Receiving State Supplementation

CMHC Region / County / Facility	18-34		35-64		65-84		85 and Older		Total	
	SMI State Supp. Census	SMI State Supp. Inpatient Days	SMI State Supp. Census	SMI State Supp. Inpatient Days	SMI State Supp. Census	SMI State Supp. Inpatient Days	SMI State Supp. Census	SMI State Supp. Inpatient Days	SMI and State Supp. Census	SMI and State Supp. Inpatient Days
KNOX										
Christian Health Center - Corbin	0	0	0	0	0	0	0	0	0	0
KNOX County Total:	0	0	0	0	0	0	0	0	0	0
Cumberland River CMHC Total:	42	15,330	53	19,371	29	10,602	4	1,460	128	46,763
Four Rivers										
CARLISLE										
Countryside Center	0	0	1	365	0	0	0	0	1	365
CARLISLE County Total:	0	0	1	365	0	0	0	0	1	365
GRAVES										
Fern Terrace of Mayfield	39	14,235	44	16,060	17	6,205	0	0	100	36,500
GRAVES County Total:	39	14,235	44	16,060	17	6,205	0	0	100	36,500
HICKMAN										
Clinton Hickman County Nursing Facility	0	0	0	0	0	0	0	0	0	0
Clinton Place	0	0	0	0	0	0	0	0	0	0
HICKMAN County Total:	0	0	0	0	0	0	0	0	0	0
Four Rivers CMHC Total:	39	14,235	45	16,425	17	6,205	0	0	101	36,865

CMHC - Community Mental Health Center

SMI - Severe Mental Illness

State Supplementation for needy persons who are aged, blind or have a disability (KRS 205.245)

Table 2CC - Personal Care Bed Census and Inpatient Days

Residents With SMI Receiving State Supplementation

CMHC Region / County / Facility	18-34		35-64		65-84		85 and Older		Total	
	SMI State Supp. Census	SMI State Supp. Inpatient Days	SMI State Supp. Census	SMI State Supp. Inpatient Days	SMI State Supp. Census	SMI State Supp. Inpatient Days	SMI State Supp. Census	SMI State Supp. Inpatient Days	SMI and State Supp. Census	SMI and State Supp. Inpatient Days

KNOTT

Golden Years Rest Home	13	732	8	732	4	732	0	0	25	2,196
KNOTT County Total:	13	732	8	732	4	732	0	0	25	2,196
Kentucky River CMHC Total:	13	732	8	732	4	732	0	0	25	2,196

LifeSkills

ALLEN

Cornerstone Manor	0	0	0	0	0	0	0	0	0	0
Scottsville Manor	1	366	26	6806	10	1192	0	0	37	8,364
ALLEN County Total:	1	366	26	6,806	10	1,192	0	0	37	8,364

BARREN

NHC HealthCare, Glasgow	0	0	0	0	0	0	0	0	0	0
BARREN County Total:	0	0	0	0	0	0	0	0	0	0

METCALFE

Harpers Home for the Aged	0	0	0	0	0	0	0	0	0	0
Metcalfe Health Care Center	0	0	0	0	0	0	0	0	0	0
METCALFE County Total:	0	0	0	0	0	0	0	0	0	0

WARREN

Christian Health Center of Bowling Green	0	0	0	0	0	0	0	0	0	0
WARREN County Total:	0	0	0	0	0	0	0	0	0	0
LifeSkills CMHC Total:	1	366	26	6,806	10	1,192	0	0	37	8,364

CMHC - Community Mental Health Center

SMI - Severe Mental Illness

State Supplementation for needy persons who are aged, blind or have a disability (KRS 205.245)

Table 2CC - Personal Care Bed Census and Inpatient Days

Residents With SMI Receiving State Supplementation

CMHC Region / County / Facility	18-34		35-64		65-84		85 and Older		Total	
	SMI State Supp. Census	SMI State Supp. Inpatient Days	SMI State Supp. Census	SMI State Supp. Inpatient Days	SMI State Supp. Census	SMI State Supp. Inpatient Days	SMI State Supp. Census	SMI State Supp. Inpatient Days	SMI and State Supp. Census	SMI and State Supp. Inpatient Days
MAGOFFIN										
Salyersville Nursing and Rehabilitation Center	0	0	0	0	0	0	0	0	0	0
MAGOFFIN County Total:	0	0	0	0	0	0	0	0	0	0
PIKE										
Good Shepherd Community Nursing Center	0	0	0	0	0	0	0	0	0	0
PIKE County Total:	0	0	0	0	0	0	0	0	0	0
Mountain CMHC Total:	0	0	0	0	0	0	0	0	0	0
NorthKey										
CAMPBELL										
Carmel Manor	0	0	0	0	1	245	0	0	1	245
CAMPBELL County Total:	0	0	0	0	1	245	0	0	1	245
CARROLL										
Carrollton Manor	4	1171	22	6307	12	3656	0	0	38	11,134
Valley Haven Rest Home	0	0	24	8784	22	8052	2	732	48	17,568
CARROLL County Total:	4	1,171	46	15,091	34	11,708	2	732	86	28,702
KENTON										
Ivy Knoll	0	0	0	0	0	0	0	0	0	0
Regency Manor	0	0	0	0	0	0	0	0	0	0
Rosedale Green	0	0	0	0	0	0	0	0	0	0
KENTON County Total:	0	0	0	0	0	0	0	0	0	0

CMHC - Community Mental Health Center

SMI - Severe Mental Illness

State Supplementation for needy persons who are aged, blind or have a disability (KRS 205.245)

Table 2CC - Personal Care Bed Census and Inpatient Days

Residents With SMI Receiving State Supplementation

CMHC Region / County / Facility	18-34		35-64		65-84		85 and Older		Total	
	SMI State Supp. Census	SMI State Supp. Inpatient Days	SMI State Supp. Census	SMI State Supp. Inpatient Days	SMI State Supp. Census	SMI State Supp. Inpatient Days	SMI State Supp. Census	SMI State Supp. Inpatient Days	SMI and State Supp. Census	SMI and State Supp. Inpatient Days
PENDLETON										
Falmouth Personal Care Home	7	2562	21	7686	2	732	0	0	30	10,980
The Front Gate	0	0	5	1830	5	1830	0	0	10	3,660
PENDLETON County Total:	7	2,562	26	9,516	7	2,562	0	0	40	14,640
NorthKey CMHC Total:	11	3,733	72	24,607	42	14,515	2	732	127	43,587
Pathways										
BOYD										
Frasures Personal Care Home	0	0	62	15806	10	2489	0	0	72	18,295
Genesis Health of Ashland	11	11	8	8	8	8	0	0	27	27
Genesis II Health	8	8	10	10	5	5	0	0	23	23
Kings Daughters and Sons Home	0	0	0	0	0	0	0	0	0	0
BOYD County Total:	19	19	80	15,824	23	2,502	0	0	122	18,345
GREENUP										
Trinity Station Retirement Community	0	0	0	0	0	0	0	0	0	0
GREENUP County Total:	0	0	0	0	0	0	0	0	0	0
LAWRENCE										
The Jordan Center	0	0	0	0	0	0	0	0	0	0
LAWRENCE County Total:	0	0	0	0	0	0	0	0	0	0

CMHC - Community Mental Health Center

SMI - Severe Mental Illness

State Supplementation for needy persons who are aged, blind or have a disability (KRS 205.245)

Table 2CC - Personal Care Bed Census and Inpatient Days

Residents With SMI Receiving State Supplementation

CMHC Region / County / Facility	18-34		35-64		65-84		85 and Older		Total	
	SMI State Supp. Census	SMI State Supp. Inpatient Days	SMI State Supp. Census	SMI State Supp. Inpatient Days	SMI State Supp. Census	SMI State Supp. Inpatient Days	SMI State Supp. Census	SMI State Supp. Inpatient Days	SMI and State Supp. Census	SMI and State Supp. Inpatient Days
MENIFEE										
Edgewood Estates	0	0	3	1095	0	0	0	0	3	1,095
MENIFEE County Total:	0	0	3	1,095	0	0	0	0	3	1,095
MONTGOMERY										
Regency Memory Care	0	0	0	0	0	0	0	0	0	0
MONTGOMERY County Total:	0	0	0	0	0	0	0	0	0	0
Total:										
MORGAN										
West Liberty Nursing and Rehabilitation Center	0	0	0	0	0	0	0	0	0	0
MORGAN County Total:	0	0	0	0	0	0	0	0	0	0
Pathways CMHC Total:	19	19	83	16,919	23	2,502	0	0	125	19,440
Pennyroyal										
CALDWELL										
Highland Homes I LLC	4	1460	49	17885	23	8395	0	0	76	27,740
CALDWELL County Total:	4	1,460	49	17,885	23	8,395	0	0	76	27,740
CHRISTIAN										
Christian County Manor I LLC	27	9882	55	20130	13	4758	0	0	95	34,770
Christian Health Center, Hopkinsville	0	0	0	0	0	0	0	0	0	0
Pennyrile I LLC	3	416	52	12114	27	7721	2	732	84	20,983
CHRISTIAN County Total:	30	10,298	107	32,244	40	12,479	2	732	179	55,753

CMHC - Community Mental Health Center

SMI - Severe Mental Illness

State Supplementation for needy persons who are aged, blind or have a disability (KRS 205.245)

Table 2CC - Personal Care Bed Census and Inpatient Days

Residents With SMI Receiving State Supplementation

CMHC Region / County / Facility	18-34		35-64		65-84		85 and Older		Total	
	SMI State Supp. Census	SMI State Supp. Inpatient Days	SMI State Supp. Census	SMI State Supp. Inpatient Days	SMI State Supp. Census	SMI State Supp. Inpatient Days	SMI State Supp. Census	SMI State Supp. Inpatient Days	SMI and State Supp. Census	SMI and State Supp. Inpatient Days
CRITTENDEN										
Crittenden County Health and Rehabilitation Center	0	0	0	0	0	0	0	0	0	0
CRITTENDEN County Total:	0	0	0	0	0	0	0	0	0	0
HOPKINS										
Madisonville Rest Home I LLC	4	730	34	730	10	730	0	0	48	2,190
The Homestead	24	5995	27	6744	18	4496	0	0	69	17,235
HOPKINS County Total:	28	6,725	61	7,474	28	5,226	0	0	117	19,425
MUHLENBERG										
Greenville Nursing and Rehabilitation	0	0	0	0	0	0	0	0	0	0
Sparks Nursing Center	5	1148	24	7013	13	4224	2	567	44	12,952
MUHLENBERG County Total:	5	1,148	24	7,013	13	4,224	2	567	44	12,952
TRIGG										
Better Senior Living I, LLC	2	730	86	730	11	730	0	0	99	2,190
TRIGG County Total:	2	730	86	730	11	730	0	0	99	2,190
Pennyroyal CMHC Total:	69	20,361	327	65,346	115	31,054	4	1,299	515	118,060
River Valley										
DAVISS										
Carmel Home	0	0	0	0	0	0	0	0	0	0
Chautauqua Health and Rehab	0	0	2	730	7	1787	0	0	9	2,517

CMHC - Community Mental Health Center

SMI - Severe Mental Illness

State Supplementation for needy persons who are aged, blind or have a disability (KRS 205.245)

Table 2CC - Personal Care Bed Census and Inpatient Days

Residents With SMI Receiving State Supplementation

CMHC Region / County / Facility	18-34		35-64		65-84		85 and Older		Total	
	SMI State Supp. Census	SMI State Supp. Inpatient Days	SMI State Supp. Census	SMI State Supp. Inpatient Days	SMI State Supp. Census	SMI State Supp. Inpatient Days	SMI State Supp. Census	SMI State Supp. Inpatient Days	SMI and State Supp. Census	SMI and State Supp. Inpatient Days
Davco Rest Home	7	1151	59	17379	25	7343	0	0	91	25,873
Fern Terrace of Owensboro, LLC	0	0	13	4007	26	8020	1	51	40	12,078
DAVIESS County Total:	7	1,151	74	22,116	58	17,150	1	51	140	40,468
HANCOCK										
Lewisport Rest Home I LLC	12	4392	43	15738	13	4758	0	0	68	24,888
HANCOCK County Total:	12	4,392	43	15,738	13	4,758	0	0	68	24,888
HENDERSON										
Henderson Manor	28	28	11	11	0	0	0	0	39	39
HENDERSON County Total:	28	28	11	11	0	0	0	0	39	39
OHIO										
Beaver Dam Nursing and Rehab Center	0	0	1	366	2	732	0	0	3	1,098
OHIO County Total:	0	0	1	366	2	732	0	0	3	1,098
River Valley CMHC Total:	47	5,571	129	38,231	73	22,640	1	51	250	66,493
Seven Counties										
BULLITT										
Colonial House of Shepherdsville	0	0	51	18666	13	4758	0	0	64	23,424
BULLITT County Total:	0	0	51	18,666	13	4,758	0	0	64	23,424
JEFFERSON										
Barton House of Louisville 1	0	0	0	0	0	0	0	0	0	0

CMHC - Community Mental Health Center

SMI - Severe Mental Illness

State Supplementation for needy persons who are aged, blind or have a disability (KRS 205.245)

Table 2CC - Personal Care Bed Census and Inpatient Days

Residents With SMI Receiving State Supplementation

CMHC Region / County / Facility	18-34		35-64		65-84		85 and Older		Total	
	SMI State Supp. Census	SMI State Supp. Inpatient Days	SMI State Supp. Census	SMI State Supp. Inpatient Days	SMI State Supp. Census	SMI State Supp. Inpatient Days	SMI State Supp. Census	SMI State Supp. Inpatient Days	SMI and State Supp. Census	SMI and State Supp. Inpatient Days
Crescent Grove Memory and Personal Care Community and Sam Swope Center	0	0	0	0	1	366	0	0	1	366
Eastern Star Home in KY	0	0	0	0	0	0	0	0	0	0
Glen Ridge Health Campus	0	0	0	0	0	0	0	0	0	0
Hallmark House Louisville II	0	0	0	0	0	0	0	0	0	0
Little Sisters of the Poor	0	0	0	0	0	0	0	0	0	0
Louisville Protestant Altenheim	0	0	0	0	0	0	0	0	0	0
Nazareth Home	0	0	0	0	0	0	0	0	0	0
Nazareth Home Clifton	0	0	0	0	0	0	0	0	0	0
The Springs at Stony Brook	0	0	0	0	0	0	0	0	0	0
Treyton Oaks Towers	0	0	0	0	0	0	0	0	0	0
Wesley Manor	0	0	0	0	0	0	0	0	0	0
JEFFERSON County Total:	0	0	0	0	1	366	0	0	1	366
SHELBY										
Colonial Manor	17	730	19	730	20	730	0	0	56	2,190
Maple Grove Senior Living LLC	0	0	0	0	0	0	0	0	0	0
SHELBY County Total:	17	730	19	730	20	730	0	0	56	2,190
Seven Counties CMHC Total:	17	730	70	19,396	34	5,854	0	0	121	25,980
State Total	312	79,086	997	255,291	445	123,112	12	3,908	1,766	461,397

CMHC - Community Mental Health Center

SMI - Severe Mental Illness

State Supplementation for needy persons who are aged, blind or have a disability (KRS 205.245)

2024 ANNUAL KENTUCKY LONG TERM CARE UTILIZATION AND SERVICE REPORT

Table 2D Personal Care Bed Census With SMI by Gender and Ages 18 64

CMHC Region / County / Facility	18 34				35 64			
	Male SMI Census	Male SMI Inpatient Days	Female SMI Census	Female SMI Inpatient Days	Male SMI Census	Male SMI Inpatient Days	Female SMI Census	Female SMI Inpatient Days
Adanta								
MCCREARY								
Cumberland Manor Rest Home I LLC	4	1460	1	365	22	8030	8	2920
MCCREARY County Total:	4	1,460	1	365	22	8,030	8	2,920
PULASKI								
Crestview Personal Care	0	0	1	194	3	1098	7	2152
PULASKI County Total:	0	0	1	194	3	1,098	7	2,152
TAYLOR								
Bluegrass Way	0	0	0	0	0	0	0	0
TAYLOR County Total:	0	0	0	0	0	0	0	0
WAYNE								
Dishman Personal Care Home	2	730	2	415	30	7950	30	4810
Mountain Ridge Health and Rehabilitation	0	0	0	0	0	0	0	0
WAYNE County Total:	2	730	2	415	30	7,950	30	4,810
Adanta CMHC Total:	6	2,190	4	974	55	17,078	45	9,882
Bluegrass								
BOURBON								
Bourbon Heights	0	0	0	0	0	0	0	0
BOURBON County Total:	0	0	0	0	0	0	0	0

CMHC - Community Mental Health Center
 SMI - Severe Mental Illness

Table 2D Personal Care Bed Census With SMI by Gender and Ages 18 64

CMHC Region / County / Facility	18 34				35 64			
	Male SMI Census	Male SMI Inpatient Days	Female SMI Census	Female SMI Inpatient Days	Male SMI Census	Male SMI Inpatient Days	Female SMI Census	Female SMI Inpatient Days
ESTILL								
Irvine Nursing and Rehabilitation	0	0	0	0	0	0	1	54
ESTILL County Total:	0	0	0	0	0	0	1	54
FAYETTE								
Central Ky Recovery Center Unit 1	0	0	0	0	0	0	0	0
Central KY Recovery Center Unit 2	5	535	3	162	11	2067	13	2218
The Willows at Fritz Farm	0	0	0	0	0	0	0	0
The Willows at Hamburg	0	0	0	0	0	0	0	0
FAYETTE County Total:	5	535	3	162	11	2,067	13	2,218
HARRISON								
Parkside Manor	0	0	0	0	0	0	0	0
Shady Lawn	25	9150	10	3660	19	6954	8	2928
HARRISON County Total:	25	9,150	10	3,660	19	6,954	8	2,928
JESSAMINE								
Bridgepointe at Ashgrove Woods	0	0	0	0	0	0	0	0
Rose Terrace, LLC	6	1719	0	0	9	2744	9	2634
Wesley Village	0	0	0	0	0	0	0	0
JESSAMINE County Total:	6	1,719	0	0	9	2,744	9	2,634
LINCOLN								
Waynesburg Manor	2	305	0	0	16	2440	10	1525
LINCOLN County Total:	2	305	0	0	16	2,440	10	1,525
MADISON								
Telford Terrace	0	0	0	0	0	0	0	0
MADISON County Total:	0	0	0	0	0	0	0	0

CMHC - Community Mental Health Center
 SMI - Severe Mental Illness

Table 2D Personal Care Bed Census With SMI by Gender and Ages 18 64

CMHC Region / County / Facility	18 34				35 64			
	Male SMI Census	Male SMI Inpatient Days	Female SMI Census	Female SMI Inpatient Days	Male SMI Census	Male SMI Inpatient Days	Female SMI Census	Female SMI Inpatient Days
MERCER								
The Willows at Harrodsburg	0	0	0	0	0	0	0	0
MERCER County Total:	0	0	0	0	0	0	0	0
POWELL								
Stanton Nursing and Rehabilitation Center	0	0	0	0	0	0	0	0
POWELL County Total:	0	0	0	0	0	0	0	0
WOODFORD								
Taylor Manor Nursing Home	0	0	0	0	0	0	0	0
WOODFORD County Total:	0	0	0	0	0	0	0	0
Bluegrass CMHC Total:	38	11,709	13	3,822	55	14,205	41	9,359
Communicare								
HARDIN								
Helmwood Healthcare Ctr. and Elizabeth Sanford Swope Personal Care	0	0	0	0	0	0	0	0
Peridot Senior Living	0	0	0	0	0	0	0	0
Signature Healthcare at North Hardin Rehab	0	0	0	0	0	0	0	0
HARDIN County Total:	0	0	0	0	0	0	0	0
MARION								
Loretto Living Ctr. at Loretto Motherhouse Infirmary, Inc.	0	0	0	0	0	0	0	0
The Village of Lebanon II	0	0	0	0	0	0	0	0
MARION County Total:	0	0	0	0	0	0	0	0

CMHC - Community Mental Health Center
 SMI - Severe Mental Illness

Table 2D Personal Care Bed Census With SMI by Gender and Ages 18 64

CMHC Region / County / Facility	18 34				35 64			
	Male SMI Census	Male SMI Inpatient Days	Female SMI Census	Female SMI Inpatient Days	Male SMI Census	Male SMI Inpatient Days	Female SMI Census	Female SMI Inpatient Days
WASHINGTON								
Sansbury Care Center	0	0	0	0	0	0	0	0
WASHINGTON County Total:	0	0	0	0	0	0	0	0
Communicare CMHC Total:	0	0	0	0	0	0	0	0
Comprehend								
LEWIS								
Vanceburg Hills	0	0	0	0	0	0	0	0
LEWIS County Total:	0	0	0	0	0	0	0	0
Comprehend CMHC Total:	0	0	0	0	0	0	0	0
Cumberland River								
BELL								
Generations Center of Middlesboro	19	6935	23	8395	13	4745	14	5110
BELL County Total:	19	6,935	23	8,395	13	4,745	14	5,110
HARLAN								
The Laurels	1	366	0	0	18	6588	23	8418
HARLAN County Total:	1	366	0	0	18	6,588	23	8,418
KNOX								
Christian Health Center - Corbin	0	0	0	0	0	0	0	0
KNOX County Total:	0	0	0	0	0	0	0	0
Cumberland River CMHC Total:	20	7,301	23	8,395	31	11,333	37	13,528

CMHC - Community Mental Health Center
 SMI - Severe Mental Illness

Table 2D Personal Care Bed Census With SMI by Gender and Ages 18 64

CMHC Region / County / Facility	18 34				35 64			
	Male SMI Census	Male SMI Inpatient Days	Female SMI Census	Female SMI Inpatient Days	Male SMI Census	Male SMI Inpatient Days	Female SMI Census	Female SMI Inpatient Days
CARLISLE								
Countryside Center	0	0	0	0	0	0	1	365
CARLISLE County Total:	0	0	0	0	0	0	1	365
GRAVES								
Fern Terrace of Mayfield	16	5840	24	8760	31	11315	19	6935
GRAVES County Total:	16	5,840	24	8,760	31	11,315	19	6,935
HICKMAN								
Clinton Hickman County Nursing Facility	0	0	0	0	0	0	0	0
Clinton Place	0	0	0	0	0	0	0	0
HICKMAN County Total:	0	0	0	0	0	0	0	0
Four Rivers CMHC Total:	16	5,840	24	8,760	31	11,315	20	7,300
Kentucky River								
KNOTT								
Golden Years Rest Home	28	366	19	366	36	366	30	366
KNOTT County Total:	28	366	19	366	36	366	30	366
Kentucky River CMHC Total:	28	366	19	366	36	366	30	366
LifeSkills								
ALLEN								
Cornerstone Manor	0	0	0	0	0	0	0	0
Scottsville Manor	0	0	1	366	16	4492	15	3596
ALLEN County Total:	0	0	1	366	16	4,492	15	3,596

CMHC - Community Mental Health Center
 SMI - Severe Mental Illness

Table 2D Personal Care Bed Census With SMI by Gender and Ages 18 64

CMHC Region / County / Facility	18 34				35 64			
	Male SMI Census	Male SMI Inpatient Days	Female SMI Census	Female SMI Inpatient Days	Male SMI Census	Male SMI Inpatient Days	Female SMI Census	Female SMI Inpatient Days
BARREN								
NHC HealthCare, Glasgow	0	0	0	0	0	0	0	0
BARREN County Total:	0	0	0	0	0	0	0	0
METCALFE								
Harpers Home for the Aged	0	0	0	0	0	0	0	0
Metcalfe Health Care Center	0	0	0	0	0	0	0	0
METCALFE County Total:	0	0	0	0	0	0	0	0
WARREN								
Christian Health Center of Bowling Green	0	0	0	0	0	0	0	0
WARREN County Total:	0	0	0	0	0	0	0	0
LifeSkills CMHC Total:	0	0	1	366	16	4,492	15	3,596
Mountain								
MAGOFFIN								
Salyersville Nursing and Rehabilitation Center	0	0	0	0	0	0	0	0
MAGOFFIN County Total:	0	0	0	0	0	0	0	0
PIKE								
Good Shepherd Community Nursing Center	0	0	0	0	0	0	0	0
PIKE County Total:	0	0	0	0	0	0	0	0
Mountain CMHC Total:	0	0	0	0	0	0	0	0
NorthKey								
CAMPBELL								
Carmel Manor	0	0	0	0	0	0	0	0
CAMPBELL County Total:	0	0	0	0	0	0	0	0

CMHC - Community Mental Health Center
 SMI - Severe Mental Illness

Table 2D Personal Care Bed Census With SMI by Gender and Ages 18 64

CMHC Region / County / Facility	18 34				35 64			
	Male SMI Census	Male SMI Inpatient Days	Female SMI Census	Female SMI Inpatient Days	Male SMI Census	Male SMI Inpatient Days	Female SMI Census	Female SMI Inpatient Days
CARROLL								
Carrollton Manor	3	805	1	366	17	5057	5	884
Valley Haven Rest Home	0	0	0	0	24	8784	0	0
CARROLL County Total:	3	805	1	366	41	13,841	5	884
KENTON								
Ivy Knoll	0	0	0	0	3	1098	1	366
Regency Manor	0	0	0	0	0	0	0	0
Rosedale Green	0	0	0	0	0	0	0	0
KENTON County Total:	0	0	0	0	3	1,098	1	366
PENDLETON								
Falmouth Personal Care Home	7	2562	0	0	15	5490	6	2196
The Front Gate	0	0	1	366	5	1830	4	1464
PENDLETON County Total:	7	2,562	1	366	20	7,320	10	3,660
NorthKey CMHC Total:	10	3,367	2	732	64	22,259	16	4,910
Pathways								
BOYD								
Frasures Personal Care Home	0	0	0	0	41	10464	22	5708
Genesis Health of Ashland	5	1825	6	2190	5	1825	3	1095
Genesis II Health	5	1825	3	1095	5	1825	5	1825
Kings Daughters and Sons Home	0	0	0	0	0	0	0	0
BOYD County Total:	10	3,650	9	3,285	51	14,114	30	8,628

CMHC - Community Mental Health Center
 SMI - Severe Mental Illness

Table 2D Personal Care Bed Census With SMI by Gender and Ages 18 64

CMHC Region / County / Facility	18 34				35 64			
	Male SMI Census	Male SMI Inpatient Days	Female SMI Census	Female SMI Inpatient Days	Male SMI Census	Male SMI Inpatient Days	Female SMI Census	Female SMI Inpatient Days
GREENUP								
Trinity Station Retirement Community	0	0	0	0	0	0	0	0
GREENUP County Total:	0	0	0	0	0	0	0	0
LAWRENCE								
The Jordan Center	0	0	0	0	0	0	0	0
LAWRENCE County Total:	0	0	0	0	0	0	0	0
MENIFEE								
Edgewood Estates	0	0	0	0	2	730	1	365
MENIFEE County Total:	0	0	0	0	2	730	1	365
MONTGOMERY								
Regency Memory Care	0	0	0	0	0	0	0	0
MONTGOMERY County Total:	0	0	0	0	0	0	0	0
MORGAN								
West Liberty Nursing and Rehabilitation Center	0	0	0	0	0	0	0	0
MORGAN County Total:	0	0	0	0	0	0	0	0
Pathways CMHC Total:	10	3,650	9	3,285	53	14,844	31	8,993
Pennyroyal								
CALDWELL								
Highland Homes I LLC	3	1095	1	365	31	11315	18	6570
CALDWELL County Total:	3	1,095	1	365	31	11,315	18	6,570
CHRISTIAN								
Christian County Manor I LLC	16	5856	11	4026	35	12810	20	7320

CMHC - Community Mental Health Center
 SMI - Severe Mental Illness

Table 2D Personal Care Bed Census With SMI by Gender and Ages 18 64

CMHC Region / County / Facility	18 34				35 64			
	Male SMI Census	Male SMI Inpatient Days	Female SMI Census	Female SMI Inpatient Days	Male SMI Census	Male SMI Inpatient Days	Female SMI Census	Female SMI Inpatient Days
Christian Health Center, Hopkinsville	0	0	0	0	0	0	0	0
Pennyrile I LLC	3	416	0	0	33	8357	22	6063
CHRISTIAN County Total:	19	6,272	11	4,026	68	21,167	42	13,383
CRITTENDEN								
Crittenden County Health and Rehabilitation Center	0	0	0	0	0	0	0	0
CRITTENDEN County Total:	0	0	0	0	0	0	0	0
HOPKINS								
Madisonville Rest Home I LLC	2	365	2	365	25	365	11	365
The Homestead	15	3747	9	2248	19	4746	10	2498
HOPKINS County Total:	17	4,112	11	2,613	44	5,111	21	2,863
MUHLENBERG								
Greenville Nursing and Rehabilitation	0	0	0	0	0	0	0	0
Sparks Nursing Center	3	391	3	763	15	4068	12	3377
MUHLENBERG County Total:	3	391	3	763	15	4,068	12	3,377
TRIGG								
Better Senior Living I, LLC	1	365	1	365	63	365	23	365
TRIGG County Total:	1	365	1	365	63	365	23	365
Pennyroyal CMHC Total:	43	12,235	27	8,132	221	42,026	116	26,558
River Valley								
DAVIESS								
Carmel Home	0	0	0	0	0	0	0	0
Chautauqua Health and Rehab	0	0	0	0	1	365	1	365

CMHC - Community Mental Health Center
 SMI - Severe Mental Illness

Table 2D Personal Care Bed Census With SMI by Gender and Ages 18 64

CMHC Region / County / Facility	18 34				35 64			
	Male SMI Census	Male SMI Inpatient Days	Female SMI Census	Female SMI Inpatient Days	Male SMI Census	Male SMI Inpatient Days	Female SMI Census	Female SMI Inpatient Days
Davco Rest Home	3	686	5	608	36	10847	28	7630
Fern Terrace of Owensboro, LLC	0	0	0	0	14	3461	6	1836
DAVIESS County Total:	3	686	5	608	51	14,673	35	9,831
HANCOCK								
Lewisport Rest Home I LLC	10	3660	2	732	38	13908	5	1830
HANCOCK County Total:	10	3,660	2	732	38	13,908	5	1,830
HENDERSON								
Henderson Manor	18	18	10	10	4	4	7	7
HENDERSON County Total:	18	18	10	10	4	4	7	7
OHIO								
Beaver Dam Nursing and Rehab Center	0	0	0	0	1	366	0	0
OHIO County Total:	0	0	0	0	1	366	0	0
River Valley CMHC Total:	31	4,364	17	1,350	94	28,951	47	11,668
Seven Counties								
BULLITT								
Colonial House of Shepherdsville	0	0	0	0	30	10980	21	7686
BULLITT County Total:	0	0	0	0	30	10,980	21	7,686
JEFFERSON								
Barton House of Louisville 1	0	0	0	0	0	0	0	0
Crescent Grove Memory and Personal Care Community and Sam Swope Center	0	0	0	0	0	0	0	0
Eastern Star Home in KY	0	0	0	0	0	0	0	0
Glen Ridge Health Campus	0	0	0	0	0	0	0	0

CMHC - Community Mental Health Center
 SMI - Severe Mental Illness

Table 2D Personal Care Bed Census With SMI by Gender and Ages 18 64

CMHC Region / County / Facility	18 34				35 64			
	Male SMI Census	Male SMI Inpatient Days	Female SMI Census	Female SMI Inpatient Days	Male SMI Census	Male SMI Inpatient Days	Female SMI Census	Female SMI Inpatient Days
Hallmark House Louisville II	0	0	0	0	0	0	0	0
Little Sisters of the Poor	0	0	0	0	0	0	0	0
Louisville Protestant Altenheim	0	0	0	0	0	0	0	0
Nazareth Home	0	0	0	0	0	0	0	0
Nazareth Home Clifton	0	0	0	0	0	0	0	0
The Springs at Stony Brook	0	0	0	0	0	0	0	0
Treyton Oaks Towers	0	0	0	0	0	0	0	0
Wesley Manor	0	0	0	0	0	0	0	0
JEFFERSON County Total:	0	0	0	0	0	0	0	0
SHELBY								
Colonial Manor	10	365	7	365	9	365	10	365
Maple Grove Senior Living LLC	0	0	0	0	0	0	0	0
SHELBY County Total:	10	365	7	365	9	365	10	365
Seven Counties CMHC Total:	10	365	7	365	39	11,345	31	8,051
Statewide Total	212	51,387	146	36,547	695	178,214	429	104,211

CMHC - Community Mental Health Center
 SMI - Severe Mental Illness

2024 ANNUAL KENTUCKY LONG TERM CARE UTILIZATION AND SERVICE REPORT

Table 2DD - Personal Care Bed Census by Gender and Ages 18 - 64

Patients With SMI Receiving State Supplementation

CMHC Region / County / Facility	18-34				35-64			
	Male SMI State Supp. Census	Male SMI State Supp. Inpatient Days	Female SMI State Supp. Census	Female SMI State Supp. Inpatient Days	Male SMI State Supp. Census	Male SMI State Supp. Inpatient Days	Female SMI State Supp. Census	Female SMI State Supp. Inpatient Days
Adanta								
MCCREARY								
Cumberland Manor Rest Home I LLC	4	1460	1	365	22	8030	7	2555
MCCREARY County Total:	4	1,460	1	365	22	8,030	7	2,555
PULASKI								
Crestview Personal Care	0	0	1	194	3	1098	7	2152
PULASKI County Total:	0	0	1	194	3	1,098	7	2,152
TAYLOR								
Bluegrass Way	0	0	0	0	0	0	0	0
TAYLOR County Total:	0	0	0	0	0	0	0	0
WAYNE								
Dishman Personal Care Home	2	730	2	415	30	7950	30	4810
Mountain Ridge Health and Rehabilitation	0	0	0	0	0	0	0	0
WAYNE County Total:	2	730	2	415	30	7,950	30	4,810
Adanta CMHC Total:	6	2,190	4	974	55	17,078	44	9,517
Bluegrass								
BOURBON								
Bourbon Heights	0	0	0	0	0	0	0	0
BOURBON County Total:	0	0	0	0	0	0	0	0
ESTILL								
Irvine Nursing and Rehabilitation	0	0	0	0	0	0	1	54
ESTILL County Total:	0	0	0	0	0	0	1	54

CMHC - Community Mental Health Center

SMI - Severe Mental Illness

State Supp. - Supplementation for needy persons who are aged, blind or have a disability (KRS 205.245)

Table 2DD - Personal Care Bed Census by Gender and Ages 18 - 64

Patients With SMI Receiving State Supplementation

CMHC Region / County / Facility	18-34				35-64			
	Male SMI State Supp. Census	Male SMI State Supp. Inpatient Days	Female SMI State Supp. Census	Female SMI State Supp. Inpatient Days	Male SMI State Supp. Census	Male SMI State Supp. Inpatient Days	Female SMI State Supp. Census	Female SMI State Supp. Inpatient Days
FAYETTE								
Central Ky Recovery Center Unit 1	0	0	0	0	0	0	0	0
Central KY Recovery Center Unit 2	1	11	0	0	7	1188	9	1433
The Willows at Fritz Farm	0	0	0	0	0	0	0	0
The Willows at Hamburg	0	0	0	0	0	0	0	0
FAYETTE County Total:	1	11	0	0	7	1,188	9	1,433
HARRISON								
Parkside Manor	0	0	0	0	0	0	0	0
Shady Lawn	25	9150	10	3660	19	6954	8	2928
HARRISON County Total:	25	9,150	10	3,660	19	6,954	8	2,928
JESSAMINE								
Bridgepointe at Ashgrove Woods	0	0	0	0	0	0	0	0
Rose Terrace, LLC	6	1719	0	0	8	2378	8	2268
Wesley Village	0	0	0	0	0	0	0	0
JESSAMINE County Total:	6	1,719	0	0	8	2,378	8	2,268
LINCOLN								
Waynesburg Manor	2	305	0	0	15	2135	10	1525
LINCOLN County Total:	2	305	0	0	15	2,135	10	1,525
MADISON								
Telford Terrace	0	0	0	0	0	0	0	0
MADISON County Total:	0	0	0	0	0	0	0	0
MERCER								
The Willows at Harrodsburg	0	0	0	0	0	0	0	0
MERCER County Total:	0	0	0	0	0	0	0	0

CMHC - Community Mental Health Center

SMI - Severe Mental Illness

State Supp. - Supplementation for needy persons who are aged, blind or have a disability (KRS 205.245)

Table 2DD - Personal Care Bed Census by Gender and Ages 18 - 64

Patients With SMI Receiving State Supplementation

CMHC Region / County / Facility	18-34				35-64			
	Male SMI State Supp. Census	Male SMI State Supp. Inpatient Days	Female SMI State Supp. Census	Female SMI State Supp. Inpatient Days	Male SMI State Supp. Census	Male SMI State Supp. Inpatient Days	Female SMI State Supp. Census	Female SMI State Supp. Inpatient Days
POWELL								
Stanton Nursing and Rehabilitation Center	0	0	0	0	0	0	0	0
POWELL County Total:	0	0	0	0	0	0	0	0
WOODFORD								
Taylor Manor Nursing Home	0	0	0	0	0	0	0	0
WOODFORD County Total:	0	0	0	0	0	0	0	0
Bluegrass CMHC Total:	34	11,185	10	3,660	49	12,655	36	8,208
Communicare								
HARDIN								
Helmwood Healthcare Ctr. and Elizabeth Sanford Swope Personal Care	0	0	0	0	0	0	0	0
Peridot Senior Living	0	0	0	0	0	0	0	0
Signature Healthcare at North Hardin Rehab	0	0	0	0	0	0	0	0
HARDIN County Total:	0	0	0	0	0	0	0	0
MARION								
Loretto Living Ctr. at Loretto Motherhouse Infirmary, Inc.	0	0	0	0	0	0	0	0
The Village of Lebanon II	0	0	0	0	0	0	0	0
MARION County Total:	0	0	0	0	0	0	0	0

CMHC - Community Mental Health Center

SMI - Severe Mental Illness

State Supp. - Supplementation for needy persons who are aged, blind or have a disability (KRS 205.245)

Table 2DD - Personal Care Bed Census by Gender and Ages 18 - 64

Patients With SMI Receiving State Supplementation

CMHC Region / County / Facility	18-34				35-64			
	Male SMI State Supp. Census	Male SMI State Supp. Inpatient Days	Female SMI State Supp. Census	Female SMI State Supp. Inpatient Days	Male SMI State Supp. Census	Male SMI State Supp. Inpatient Days	Female SMI State Supp. Census	Female SMI State Supp. Inpatient Days
WASHINGTON								
Sansbury Care Center	0	0	0	0	0	0	0	0
WASHINGTON County Total:	0	0	0	0	0	0	0	0
Communicare CMHC Total:	0	0	0	0	0	0	0	0
Comprehend								
LEWIS								
Vanceburg Hills	0	0	0	0	0	0	0	0
LEWIS County Total:	0	0	0	0	0	0	0	0
Comprehend CMHC Total:	0	0	0	0	0	0	0	0
Cumberland River								
BELL								
Generations Center of Middlesboro	19	6935	23	8395	13	4745	14	5110
BELL County Total:	19	6,935	23	8,395	13	4,745	14	5,110
HARLAN								
The Laurels	0	0	0	0	10	3660	16	5856
HARLAN County Total:	0	0	0	0	10	3,660	16	5,856
KNOX								
Christian Health Center - Corbin	0	0	0	0	0	0	0	0
KNOX County Total:	0	0	0	0	0	0	0	0
Cumberland River CMHC Total:	19	6,935	23	8,395	23	8,405	30	10,966
Four Rivers								
CARLISLE								
Countryside Center	0	0	0	0	0	0	1	365
CARLISLE County Total:	0	0	0	0	0	0	1	365

CMHC - Community Mental Health Center

SMI - Severe Mental Illness

State Supp. - Supplementation for needy persons who are aged, blind or have a disability (KRS 205.245)

Table 2DD - Personal Care Bed Census by Gender and Ages 18 - 64

Patients With SMI Receiving State Supplementation

CMHC Region / County / Facility	18-34				35-64			
	Male SMI State Supp. Census	Male SMI State Supp. Inpatient Days	Female SMI State Supp. Census	Female SMI State Supp. Inpatient Days	Male SMI State Supp. Census	Male SMI State Supp. Inpatient Days	Female SMI State Supp. Census	Female SMI State Supp. Inpatient Days
GRAVES								
Fern Terrace of Mayfield	16	5840	23	8395	30	10950	14	5110
GRAVES County Total:	16	5,840	23	8,395	30	10,950	14	5,110
HICKMAN								
Clinton Hickman County Nursing Facility	0	0	0	0	0	0	0	0
Clinton Place	0	0	0	0	0	0	0	0
HICKMAN County Total:	0	0	0	0	0	0	0	0
Four Rivers CMHC Total:	16	5,840	23	8,395	30	10,950	15	5,475
Kentucky River								
KNOTT								
Golden Years Rest Home	7	366	6	366	5	366	3	366
KNOTT County Total:	7	366	6	366	5	366	3	366
Kentucky River CMHC Total:	7	366	6	366	5	366	3	366
LifeSkills								
ALLEN								
Cornerstone Manor	0	0	0	0	0	0	0	0
Scottsville Manor	0	0	1	366	13	3394	13	3412
ALLEN County Total:	0	0	1	366	13	3,394	13	3,412
BARREN								
NHC HealthCare, Glasgow	0	0	0	0	0	0	0	0
BARREN County Total:	0	0	0	0	0	0	0	0

CMHC - Community Mental Health Center

SMI - Severe Mental Illness

State Supp. - Supplementation for needy persons who are aged, blind or have a disability (KRS 205.245)

Table 2DD - Personal Care Bed Census by Gender and Ages 18 - 64

Patients With SMI Receiving State Supplementation

CMHC Region / County / Facility	18-34				35-64			
	Male SMI State Supp. Census	Male SMI State Supp. Inpatient Days	Female SMI State Supp. Census	Female SMI State Supp. Inpatient Days	Male SMI State Supp. Census	Male SMI State Supp. Inpatient Days	Female SMI State Supp. Census	Female SMI State Supp. Inpatient Days
METCALFE								
Harpers Home for the Aged	0	0	0	0	0	0	0	0
Metcalfe Health Care Center	0	0	0	0	0	0	0	0
METCALFE County Total:	0	0	0	0	0	0	0	0
WARREN								
Christian Health Center of Bowling Green	0	0	0	0	0	0	0	0
WARREN County Total:	0	0	0	0	0	0	0	0
LifeSkills CMHC Total:	0	0	1	366	13	3,394	13	3,412
Mountain								
MAGOFFIN								
Salyersville Nursing and Rehabilitation Center	0	0	0	0	0	0	0	0
MAGOFFIN County Total:	0	0	0	0	0	0	0	0
PIKE								
Good Shepherd Community Nursing Center	0	0	0	0	0	0	0	0
PIKE County Total:	0	0	0	0	0	0	0	0
Mountain CMHC Total:	0	0	0	0	0	0	0	0
NorthKey								
CAMPBELL								
Carmel Manor	0	0	0	0	0	0	0	0
CAMPBELL County Total:	0	0	0	0	0	0	0	0

CMHC - Community Mental Health Center

SMI - Severe Mental Illness

State Supp. - Supplementation for needy persons who are aged, blind or have a disability (KRS 205.245)

Table 2DD - Personal Care Bed Census by Gender and Ages 18 - 64

Patients With SMI Receiving State Supplementation

CMHC Region / County / Facility	18-34				35-64			
	Male SMI State Supp. Census	Male SMI State Supp. Inpatient Days	Female SMI State Supp. Census	Female SMI State Supp. Inpatient Days	Male SMI State Supp. Census	Male SMI State Supp. Inpatient Days	Female SMI State Supp. Census	Female SMI State Supp. Inpatient Days
CARROLL								
Carrollton Manor	3	805	1	366	17	5057	5	1250
Valley Haven Rest Home	0	0	0	0	24	8784	0	0
CARROLL County Total:	3	805	1	366	41	13,841	5	1,250
KENTON								
Ivy Knoll	0	0	0	0	0	0	0	0
Regency Manor	0	0	0	0	0	0	0	0
Rosedale Green	0	0	0	0	0	0	0	0
KENTON County Total:	0	0	0	0	0	0	0	0
PENDLETON								
Falmouth Personal Care Home	7	2562	0	0	15	5490	6	2196
The Front Gate	0	0	0	0	3	1098	2	732
PENDLETON County Total:	7	2,562	0	0	18	6,588	8	2,928
NorthKey CMHC Total:	10	3,367	1	366	59	20,429	13	4,178
Pathways								
BOYD								
Frasures Personal Care Home	0	0	0	0	40	10098	22	5708
Genesis Health of Ashland	5	5	6	6	5	5	3	3
Genesis II Health	5	5	3	3	5	5	5	5
Kings Daughters and Sons Home	0	0	0	0	0	0	0	0
BOYD County Total:	10	10	9	9	50	10,108	30	5,716
GREENUP								
Trinity Station Retirement Community	0	0	0	0	0	0	0	0
GREENUP County Total:	0	0	0	0	0	0	0	0

CMHC - Community Mental Health Center

SMI - Severe Mental Illness

State Supp. - Supplementation for needy persons who are aged, blind or have a disability (KRS 205.245)

Table 2DD - Personal Care Bed Census by Gender and Ages 18 - 64

Patients With SMI Receiving State Supplementation

CMHC Region / County / Facility	18-34				35-64			
	Male SMI State Supp. Census	Male SMI State Supp. Inpatient Days	Female SMI State Supp. Census	Female SMI State Supp. Inpatient Days	Male SMI State Supp. Census	Male SMI State Supp. Inpatient Days	Female SMI State Supp. Census	Female SMI State Supp. Inpatient Days
LAWRENCE								
The Jordan Center	0	0	0	0	0	0	0	0
LAWRENCE County Total:	0	0	0	0	0	0	0	0
MENIFEE								
Edgewood Estates	0	0	0	0	2	730	1	365
MENIFEE County Total:	0	0	0	0	2	730	1	365
MONTGOMERY								
Regency Memory Care	0	0	0	0	0	0	0	0
MONTGOMERY County Total:	0	0	0	0	0	0	0	0
MORGAN								
West Liberty Nursing and Rehabilitation Center	0	0	0	0	0	0	0	0
MORGAN County Total:	0	0	0	0	0	0	0	0
Pathways CMHC Total:	10	10	9	9	52	10,838	31	6,081
Pennyroyal								
CALDWELL								
Highland Homes I LLC	3	1095	1	365	31	11315	18	6570
CALDWELL County Total:	3	1,095	1	365	31	11,315	18	6,570
CHRISTIAN								
Christian County Manor I LLC	16	5856	11	4026	35	12810	20	7320
Christian Health Center, Hopkinsville	0	0	0	0	0	0	0	0
Pennyrile I LLC	3	416	0	0	31	6310	21	5804
CHRISTIAN County Total:	19	6,272	11	4,026	66	19,120	41	13,124

CMHC - Community Mental Health Center

SMI - Severe Mental Illness

State Supp. - Supplementation for needy persons who are aged, blind or have a disability (KRS 205.245)

Table 2DD - Personal Care Bed Census by Gender and Ages 18 - 64

Patients With SMI Receiving State Supplementation

CMHC Region / County / Facility	18-34				35-64			
	Male SMI State Supp. Census	Male SMI State Supp. Inpatient Days	Female SMI State Supp. Census	Female SMI State Supp. Inpatient Days	Male SMI State Supp. Census	Male SMI State Supp. Inpatient Days	Female SMI State Supp. Census	Female SMI State Supp. Inpatient Days
CRITTENDEN								
Crittenden County Health and Rehabilitation Center	0	0	0	0	0	0	0	0
CRITTENDEN County Total:	0	0	0	0	0	0	0	0
HOPKINS								
Madisonville Rest Home I LLC	2	365	2	365	23	365	11	365
The Homestead	15	3747	9	2248	17	4246	10	2498
HOPKINS County Total:	17	4,112	11	2,613	40	4,611	21	2,863
MUHLENBERG								
Greenville Nursing and Rehabilitation Sparks Nursing Center	0	0	0	0	0	0	0	0
	2	385	3	763	13	3643	11	3370
MUHLENBERG County Total:	2	385	3	763	13	3,643	11	3,370
TRIGG								
Better Senior Living I, LLC	1	365	1	365	63	365	23	365
TRIGG County Total:	1	365	1	365	63	365	23	365
Pennyroyal CMHC Total:	42	12,229	27	8,132	213	39,054	114	26,292
River Valley								
DAVISS								
Carmel Home	0	0	0	0	0	0	0	0
Chautauqua Health and Rehab	0	0	0	0	1	365	1	365
Davco Rest Home	2	543	5	608	31	9749	28	7630
Fern Terrace of Owensboro, LLC	0	0	0	0	9	2613	4	1394
DAVISS County Total:	2	543	5	608	41	12,727	33	9,389

CMHC - Community Mental Health Center

SMI - Severe Mental Illness

State Supp. - Supplementation for needy persons who are aged, blind or have a disability (KRS 205.245)

Table 2DD - Personal Care Bed Census by Gender and Ages 18 - 64

Patients With SMI Receiving State Supplementation

CMHC Region / County / Facility	18-34				35-64			
	Male SMI State Supp. Census	Male SMI State Supp. Inpatient Days	Female SMI State Supp. Census	Female SMI State Supp. Inpatient Days	Male SMI State Supp. Census	Male SMI State Supp. Inpatient Days	Female SMI State Supp. Census	Female SMI State Supp. Inpatient Days
HANCOCK								
Lewisport Rest Home I LLC	10	3660	2	732	38	13908	5	1830
HANCOCK County Total:	10	3,660	2	732	38	13,908	5	1,830
HENDERSON								
Henderson Manor	18	18	10	10	4	4	7	7
HENDERSON County Total:	18	18	10	10	4	4	7	7
OHIO								
Beaver Dam Nursing and Rehab Center	0	0	0	0	1	366	0	0
OHIO County Total:	0	0	0	0	1	366	0	0
River Valley CMHC Total:	30	4,221	17	1,350	84	27,005	45	11,226
Seven Counties								
BULLITT								
Colonial House of Shepherdsville	0	0	0	0	30	10980	21	7686
BULLITT County Total:	0	0	0	0	30	10,980	21	7,686
JEFFERSON								
Barton House of Louisville 1	0	0	0	0	0	0	0	0
Crescent Grove Memory and Personal Care Community and Sam Swope Center	0	0	0	0	0	0	0	0
Eastern Star Home in KY	0	0	0	0	0	0	0	0
Glen Ridge Health Campus	0	0	0	0	0	0	0	0
Hallmark House Louisville II	0	0	0	0	0	0	0	0
Little Sisters of the Poor	0	0	0	0	0	0	0	0
Louisville Protestant Altenheim	0	0	0	0	0	0	0	0

CMHC - Community Mental Health Center

SMI - Severe Mental Illness

State Supp. - Supplementation for needy persons who are aged, blind or have a disability (KRS 205.245)

Table 2DD - Personal Care Bed Census by Gender and Ages 18 - 64

Patients With SMI Receiving State Supplementation

CMHC Region / County / Facility	18-34				35-64			
	Male SMI State Supp. Census	Male SMI State Supp. Inpatient Days	Female SMI State Supp. Census	Female SMI State Supp. Inpatient Days	Male SMI State Supp. Census	Male SMI State Supp. Inpatient Days	Female SMI State Supp. Census	Female SMI State Supp. Inpatient Days
Nazareth Home	0	0	0	0	0	0	0	0
Nazareth Home Clifton	0	0	0	0	0	0	0	0
The Springs at Stony Brook	0	0	0	0	0	0	0	0
Treyton Oaks Towers	0	0	0	0	0	0	0	0
Wesley Manor	0	0	0	0	0	0	0	0
JEFFERSON County Total:	0	0	0	0	0	0	0	0
SHELBY								
Colonial Manor	10	365	7	365	9	365	10	365
Maple Grove Senior Living LLC	0	0	0	0	0	0	0	0
SHELBY County Total:	10	365	7	365	9	365	10	365
Seven Counties CMHC Total:	10	365	7	365	39	11,345	31	8,051
State Total	184	46,708	128	32,378	622	161,519	375	93,772

CMHC - Community Mental Health Center

SMI - Severe Mental Illness

State Supp. - Supplementation for needy persons who are aged, blind or have a disability (KRS 205.245)

2024 ANNUAL KENTUCKY LONG TERM CARE UTILIZATION AND SERVICE REPORT

Table 2E - Personal Care Bed Census With SMI by Gender and Ages 65 and Older

CMHC Region / County / Facility	65-84				85 and Older			
	Male SMI Census	Male SMI Inpatient Days	Female SMI Census	Female SMI Inpatient Days	Male SMI Census	Male SMI Inpatient Days	Female SMI Census	Female SMI Inpatient Days
MCCREARY								
Cumberland Manor Rest Home I LLC	10	3650	6	2190	0	0	0	0
MCCREARY County Total:	10	3,650	6	2,190	0	0	0	0
PULASKI								
Crestview Personal Care	2	732	3	1049	0	0	0	0
PULASKI County Total:	2	732	3	1,049	0	0	0	0
TAYLOR								
Bluegrass Way	0	0	0	0	0	0	0	0
TAYLOR County Total:	0	0	0	0	0	0	0	0
WAYNE								
Dishman Personal Care Home	6	1990	5	1420	0	0	0	0
Mountain Ridge Health and Rehabilitation	0	0	0	0	0	0	0	0
WAYNE County Total:	6	1,990	5	1,420	0	0	0	0
Adanta CMHC Total:	18	6,372	14	4,659	0	0	0	0
Bluegrass								
BOURBON								
Bourbon Heights	0	0	0	0	0	0	0	0
BOURBON County Total:	0	0	0	0	0	0	0	0
ESTILL								
Irvine Nursing and Rehabilitation	0	0	1	215	0	0	0	0
ESTILL County Total:	0	0	1	215	0	0	0	0
FAYETTE								
Central Ky Recovery Center Unit 1	0	0	0	0	0	0	0	0

CMHC - Community Mental Health Center
 SMI - Severe Mental Illness

Table 2E - Personal Care Bed Census With SMI by Gender and Ages 65 and Older

CMHC Region / County / Facility	65-84				85 and Older			
	Male SMI Census	Male SMI Inpatient Days	Female SMI Census	Female SMI Inpatient Days	Male SMI Census	Male SMI Inpatient Days	Female SMI Census	Female SMI Inpatient Days
Central KY Recovery Center Unit 2	1	38	2	217	0	0	0	0
The Willows at Fritz Farm	0	0	0	0	0	0	0	0
The Willows at Hamburg	0	0	0	0	0	0	0	0
FAYETTE County Total:	1	38	2	217	0	0	0	0
HARRISON								
Parkside Manor	0	0	0	0	0	0	0	0
Shady Lawn	12	4392	5	1830	0	0	0	0
HARRISON County Total:	12	4,392	5	1,830	0	0	0	0
JESSAMINE								
Bridgepointe at Ashgrove Woods	0	0	0	0	0	0	0	0
Rose Terrace, LLC	12	3463	13	3877	0	0	0	0
Wesley Village	0	0	0	0	0	0	0	0
JESSAMINE County Total:	12	3,463	13	3,877	0	0	0	0
LINCOLN								
Waynesburg Manor	15	2310	10	1960	0	0	0	0
LINCOLN County Total:	15	2,310	10	1,960	0	0	0	0
MADISON								
Telford Terrace	0	0	0	0	0	0	0	0
MADISON County Total:	0	0	0	0	0	0	0	0
MERCER								
The Willows at Harrodsburg	0	0	0	0	0	0	0	0
MERCER County Total:	0	0	0	0	0	0	0	0
POWELL								
Stanton Nursing and Rehabilitation Center	0	0	0	0	1	366	0	0
POWELL County Total:	0	0	0	0	1	366	0	0

CMHC - Community Mental Health Center
 SMI - Severe Mental Illness

Table 2E - Personal Care Bed Census With SMI by Gender and Ages 65 and Older

CMHC Region / County / Facility	65-84				85 and Older			
	Male SMI Census	Male SMI Inpatient Days	Female SMI Census	Female SMI Inpatient Days	Male SMI Census	Male SMI Inpatient Days	Female SMI Census	Female SMI Inpatient Days
WOODFORD								
Taylor Manor Nursing Home	0	0	0	0	0	0	0	0
WOODFORD County Total:	0	0	0	0	0	0	0	0
Bluegrass CMHC Total:	40	10,203	31	8,099	1	366	0	0
Communicare								
HARDIN								
Helmwood Healthcare Ctr. and Elizabeth Sanford Swope Personal Care	0	0	0	0	0	0	0	0
Peridot Senior Living	0	0	0	0	0	0	0	0
Signature Healthcare at North Hardin Rehab	0	0	0	0	0	0	0	0
HARDIN County Total:	0	0	0	0	0	0	0	0
MARION								
Loretto Living Ctr. at Loretto Motherhouse Infirmary, Inc.	0	0	0	0	0	0	0	0
The Village of Lebanon II	0	0	0	0	0	0	0	0
MARION County Total:	0	0	0	0	0	0	0	0
WASHINGTON								
Sansbury Care Center	0	0	0	0	0	0	0	0
WASHINGTON County Total:	0	0	0	0	0	0	0	0
Communicare CMHC Total:	0	0	0	0	0	0	0	0
Comprehend								
LEWIS								
Vanceburg Hills	0	0	0	0	0	0	0	0
LEWIS County Total:	0	0	0	0	0	0	0	0
Comprehend CMHC Total:	0	0	0	0	0	0	0	0

CMHC - Community Mental Health Center
 SMI - Severe Mental Illness

Table 2E - Personal Care Bed Census With SMI by Gender and Ages 65 and Older

CMHC Region / County / Facility	65-84				85 and Older			
	Male SMI Census	Male SMI Inpatient Days	Female SMI Census	Female SMI Inpatient Days	Male SMI Census	Male SMI Inpatient Days	Female SMI Census	Female SMI Inpatient Days
BELL								
Generations Center of Middlesboro	8	2920	4	1460	2	730	2	730
BELL County Total:	8	2,920	4	1,460	2	730	2	730
HARLAN								
The Laurels	15	5490	10	3660	0	0	1	366
HARLAN County Total:	15	5,490	10	3,660	0	0	1	366
KNOX								
Christian Health Center - Corbin	0	0	0	0	0	0	0	0
KNOX County Total:	0	0	0	0	0	0	0	0
Cumberland River CMHC Total:	23	8,410	14	5,120	2	730	3	1,096
Four Rivers								
CARLISLE								
Countryside Center	0	0	0	0	0	0	0	0
CARLISLE County Total:	0	0	0	0	0	0	0	0
GRAVES								
Fern Terrace of Mayfield	9	3285	10	3650	0	0	0	0
GRAVES County Total:	9	3,285	10	3,650	0	0	0	0
HICKMAN								
Clinton Hickman County Nursing Facility	0	0	0	0	0	0	0	0
Clinton Place	0	0	0	0	0	0	0	0
HICKMAN County Total:	0	0	0	0	0	0	0	0
Four Rivers CMHC Total:	9	3,285	10	3,650	0	0	0	0

CMHC - Community Mental Health Center
 SMI - Severe Mental Illness

Table 2E - Personal Care Bed Census With SMI by Gender and Ages 65 and Older

CMHC Region / County / Facility	65-84				85 and Older			
	Male SMI Census	Male SMI Inpatient Days	Female SMI Census	Female SMI Inpatient Days	Male SMI Census	Male SMI Inpatient Days	Female SMI Census	Female SMI Inpatient Days
Kentucky River								
KNOTT								
Golden Years Rest Home	3	366	7	366	0	0	0	0
KNOTT County Total:	3	366	7	366	0	0	0	0
Kentucky River CMHC Total:	3	366	7	366	0	0	0	0
LifeSkills								
ALLEN								
Cornerstone Manor	0	0	0	0	0	0	0	0
Scottsville Manor	8	861	4	1143	0	0	0	0
ALLEN County Total:	8	861	4	1,143	0	0	0	0
BARREN								
NHC HealthCare, Glasgow	0	0	0	0	0	0	0	0
BARREN County Total:	0	0	0	0	0	0	0	0
METCALFE								
Harpers Home for the Aged	0	0	0	0	0	0	0	0
Metcalf Health Care Center	0	0	0	0	0	0	0	0
METCALFE County Total:	0	0	0	0	0	0	0	0
WARREN								
Christian Health Center of Bowling Green	0	0	0	0	0	0	0	0
WARREN County Total:	0	0	0	0	0	0	0	0
LifeSkills CMHC Total:	8	861	4	1,143	0	0	0	0
Mountain								
MAGOFFIN								
Salyersville Nursing and Rehabilitation Center	0	0	0	0	0	0	0	0
MAGOFFIN County Total:	0	0	0	0	0	0	0	0

CMHC - Community Mental Health Center
 SMI - Severe Mental Illness

Table 2E - Personal Care Bed Census With SMI by Gender and Ages 65 and Older

CMHC Region / County / Facility	65-84				85 and Older			
	Male SMI Census	Male SMI Inpatient Days	Female SMI Census	Female SMI Inpatient Days	Male SMI Census	Male SMI Inpatient Days	Female SMI Census	Female SMI Inpatient Days
PIKE								
Good Shepherd Community Nursing Center	0	0	0	0	0	0	0	0
PIKE County Total:	0	0	0	0	0	0	0	0
Mountain CMHC Total:	0	0	0	0	0	0	0	0
NorthKey								
CAMPBELL								
Carmel Manor	1	245	1	366	0	0	0	0
CAMPBELL County Total:	1	245	1	366	0	0	0	0
CARROLL								
Carrollton Manor	9	2558	4	1464	0	0	0	0
Valley Haven Rest Home	26	9516	0	0	2	732	0	0
CARROLL County Total:	35	12,074	4	1,464	2	732	0	0
KENTON								
Ivy Knoll	4	1464	8	2928	0	0	6	2196
Regency Manor	0	0	0	0	0	0	0	0
Rosedale Green	0	0	0	0	0	0	0	0
KENTON County Total:	4	1,464	8	2,928	0	0	6	2,196
PENDLETON								
Falmouth Personal Care Home	1	366	1	366	0	0	0	0
The Front Gate	5	1830	6	2196	0	0	0	0
PENDLETON County Total:	6	2,196	7	2,562	0	0	0	0
NorthKey CMHC Total:	46	15,979	20	7,320	2	732	6	2,196
Pathways								
BOYD								
Frasures Personal Care Home	7	1904	4	951	0	0	0	0
Genesis Health of Ashland	5	1825	3	1095	0	0	0	0

CMHC - Community Mental Health Center
 SMI - Severe Mental Illness

Table 2E - Personal Care Bed Census With SMI by Gender and Ages 65 and Older

CMHC Region / County / Facility	65-84				85 and Older			
	Male SMI Census	Male SMI Inpatient Days	Female SMI Census	Female SMI Inpatient Days	Male SMI Census	Male SMI Inpatient Days	Female SMI Census	Female SMI Inpatient Days
Genesis II Health	6	2190	0	0	0	0	0	0
Kings Daughters and Sons Home	0	0	0	0	0	0	0	0
BOYD County Total:	18	5,919	7	2,046	0	0	0	0
GREENUP								
Trinity Station Retirement Community	0	0	0	0	0	0	0	0
GREENUP County Total:	0	0	0	0	0	0	0	0
LAWRENCE								
The Jordan Center	0	0	0	0	0	0	0	0
LAWRENCE County Total:	0	0	0	0	0	0	0	0
MENIFEE								
Edgewood Estates	0	0	0	0	0	0	0	0
MENIFEE County Total:	0	0	0	0	0	0	0	0
MONTGOMERY								
Regency Memory Care	0	0	0	0	0	0	0	0
MONTGOMERY County Total:	0	0	0	0	0	0	0	0
MORGAN								
West Liberty Nursing and Rehabilitation Center	0	0	0	0	0	0	0	0
MORGAN County Total:	0	0	0	0	0	0	0	0
Pathways CMHC Total:	18	5,919	7	2,046	0	0	0	0
Pennyroyal								
CALDWELL								
Highland Homes I LLC	14	5110	10	3650	0	0	0	0
CALDWELL County Total:	14	5,110	10	3,650	0	0	0	0

CMHC - Community Mental Health Center
 SMI - Severe Mental Illness

Table 2E - Personal Care Bed Census With SMI by Gender and Ages 65 and Older

CMHC Region / County / Facility	65-84				85 and Older			
	Male SMI Census	Male SMI Inpatient Days	Female SMI Census	Female SMI Inpatient Days	Male SMI Census	Male SMI Inpatient Days	Female SMI Census	Female SMI Inpatient Days
CHRISTIAN								
Christian County Manor I LLC	9	3294	4	1464	0	0	0	0
Christian Health Center, Hopkinsville	0	0	0	0	0	0	0	0
Pennyrile I LLC	14	4881	17	5678	1	366	2	732
CHRISTIAN County Total:	23	8,175	21	7,142	1	366	2	732
CRITTENDEN								
Crittenden County Health and Rehabilitation Center	0	0	0	0	0	0	0	0
CRITTENDEN County Total:	0	0	0	0	0	0	0	0
HOPKINS								
Madisonville Rest Home I LLC	9	365	1	365	0	0	0	0
The Homestead	11	2748	7	1748	0	0	0	0
HOPKINS County Total:	20	3,113	8	2,113	0	0	0	0
MUHLENBERG								
Greenville Nursing and Rehabilitation	0	0	0	0	0	0	0	0
Sparks Nursing Center	7	2412	11	3464	1	366	2	258
MUHLENBERG County Total:	7	2,412	11	3,464	1	366	2	258
TRIGG								
Better Senior Living I, LLC	7	365	4	365	0	0	0	0
TRIGG County Total:	7	365	4	365	0	0	0	0
Pennyroyal CMHC Total:	71	19,175	54	16,734	2	732	4	990

CMHC - Community Mental Health Center
 SMI - Severe Mental Illness

Table 2E - Personal Care Bed Census With SMI by Gender and Ages 65 and Older

CMHC Region / County / Facility	65-84				85 and Older			
	Male SMI Census	Male SMI Inpatient Days	Female SMI Census	Female SMI Inpatient Days	Male SMI Census	Male SMI Inpatient Days	Female SMI Census	Female SMI Inpatient Days
River Valley								
DAVISS								
Carmel Home	0	0	0	0	0	0	0	0
Chautauqua Health and Rehab	1	365	8	1925	0	0	0	0
Davco Rest Home	17	4501	11	3473	0	0	0	0
Fern Terrace of Owensboro, LLC	13	3635	23	6673	1	51	0	0
DAVISS County Total:	31	8,501	42	12,071	1	51	0	0
HANCOCK								
Lewisport Rest Home I LLC	13	4756	1	366	0	0	0	0
HANCOCK County Total:	13	4,756	1	366	0	0	0	0
HENDERSON								
Henderson Manor	0	0	0	0	0	0	0	0
HENDERSON County Total:	0	0	0	0	0	0	0	0
OHIO								
Beaver Dam Nursing and Rehab Center	1	366	1	366	0	0	0	0
OHIO County Total:	1	366	1	366	0	0	0	0
River Valley CMHC Total:	45	13,623	44	12,803	1	51	0	0
Seven Counties								
BULLITT								
Colonial House of Shepherdsville	11	4026	7	2562	0	0	0	0
BULLITT County Total:	11	4,026	7	2,562	0	0	0	0
JEFFERSON								
Barton House of Louisville 1	0	0	0	0	0	0	0	0
Crescent Grove Memory and Personal Care Community and Sam Swope Center	0	0	1	366	0	0	0	0

CMHC - Community Mental Health Center
 SMI - Severe Mental Illness

Table 2E - Personal Care Bed Census With SMI by Gender and Ages 65 and Older

CMHC Region / County / Facility	65-84				85 and Older			
	Male SMI Census	Male SMI Inpatient Days	Female SMI Census	Female SMI Inpatient Days	Male SMI Census	Male SMI Inpatient Days	Female SMI Census	Female SMI Inpatient Days
Eastern Star Home in KY	1	143	1	366	0	0	0	0
Glen Ridge Health Campus	0	0	0	0	0	0	0	0
Hallmark House Louisville II	0	0	0	0	0	0	0	0
Little Sisters of the Poor	0	0	0	0	0	0	0	0
Louisville Protestant Altenheim	0	0	0	0	0	0	0	0
Nazareth Home	2	2	11	11	4	4	28	28
Nazareth Home Clifton	0	0	0	0	0	0	0	0
The Springs at Stony Brook	0	0	0	0	0	0	0	0
Treyton Oaks Towers	1	366	3	832	5	1489	4	1464
Wesley Manor	0	0	0	0	0	0	0	0
JEFFERSON County Total:	4	511	16	1,575	9	1,493	32	1,492
SHELBY								
Colonial Manor	10	365	10	365	0	0	0	0
Maple Grove Senior Living LLC	0	0	0	0	0	0	0	0
SHELBY County Total:	10	365	10	365	0	0	0	0
Seven Counties CMHC Total:	25	4,902	33	4,502	9	1,493	32	1,492
State Total	306	89,095	238	66,442	17	4,104	45	5,774

CMHC - Community Mental Health Center
 SMI - Severe Mental Illness

2024 ANNUAL KENTUCKY ANNUAL LONG-TERM CARE SERVICES REPORT

Table 2EE - Personal Care Bed Census by Gender and Ages 65 and Older

Patients With SMI Receiving State Supplementation

CMHC Region / County / Facility	65-84				85 and Older			
	Male SMI State Supp. Census	Male SMI State Supp. Inpatient Days	Female SMI State Supp. Census	Female SMI State Supp. Inpatient Days	Male SMI State Supp. Census	Male SMI State Supp. Inpatient Days	Female SMI State Supp. Census	Female SMI State Supp. Inpatient Days
Adanta								
MCCREARY								
Cumberland Manor Rest Home I LLC	10	3650	6	2190	0	0	0	0
MCCREARY County Total:	10	3,650	6	2,190	0	0	0	0
PULASKI								
Crestview Personal Care	2	732	3	1049	0	0	0	0
PULASKI County Total:	2	732	3	1,049	0	0	0	0
TAYLOR								
Bluegrass Way	0	0	0	0	0	0	0	0
TAYLOR County Total:	0	0	0	0	0	0	0	0
WAYNE								
Dishman Personal Care Home	6	1990	5	1420	0	0	0	0
Mountain Ridge Health and Rehabilitation	0	0	0	0	0	0	0	0
WAYNE County Total:	6	1,990	5	1,420	0	0	0	0
Adanta CMHC Total:	18	6,372	14	4,659	0	0	0	0
Bluegrass								
BOURBON								
Bourbon Heights	0	0	0	0	0	0	0	0
BOURBON County Total:	0	0	0	0	0	0	0	0
ESTILL								
Irvine Nursing and Rehabilitation	0	0	1	215	0	0	0	0
ESTILL County Total:	0	0	1	215	0	0	0	0

CMHC - Community Mental Health Center

SMI - Severe Mental Illness

State Supp. - Supplementation for needy persons who are aged, blind or have a disability (KRS 205.245)

Table 2EE - Personal Care Bed Census by Gender and Ages 65 and Older

Patients With SMI Receiving State Supplementation

CMHC Region / County / Facility	65-84				85 and Older			
	Male SMI State Supp. Census	Male SMI State Supp. Inpatient Days	Female SMI State Supp. Census	Female SMI State Supp. Inpatient Days	Male SMI State Supp. Census	Male SMI State Supp. Inpatient Days	Female SMI State Supp. Census	Female SMI State Supp. Inpatient Days
FAYETTE								
Central Ky Recovery Center Unit 1	0	0	0	0	0	0	0	0
Central KY Recovery Center Unit 2	1	38	1	196	0	0	0	0
The Willows at Fritz Farm	0	0	0	0	0	0	0	0
The Willows at Hamburg	0	0	0	0	0	0	0	0
FAYETTE County Total:	1	38	1	196	0	0	0	0
HARRISON								
Parkside Manor	0	0	0	0	0	0	0	0
Shady Lawn	11	4026	5	1830	0	0	0	0
HARRISON County Total:	11	4,026	5	1,830	0	0	0	0
JESSAMINE								
Bridgepointe at Ashgrove Woods	0	0	0	0	0	0	0	0
Rose Terrace, LLC	11	3431	11	2779	0	0	0	0
Wesley Village	0	0	0	0	0	0	0	0
JESSAMINE County Total:	11	3,431	11	2,779	0	0	0	0
LINCOLN								
Waynesburg Manor	15	2310	10	1960	0	0	0	0
LINCOLN County Total:	15	2,310	10	1,960	0	0	0	0
MADISON								
Telford Terrace	0	0	0	0	0	0	0	0
MADISON County Total:	0	0	0	0	0	0	0	0
MERCER								
The Willows at Harrodsburg	0	0	0	0	0	0	0	0
MERCER County Total:	0	0	0	0	0	0	0	0

CMHC - Community Mental Health Center

SMI - Severe Mental Illness

State Supp. - Supplementation for needy persons who are aged, blind or have a disability (KRS 205.245)

Table 2EE - Personal Care Bed Census by Gender and Ages 65 and Older

Patients With SMI Receiving State Supplementation

CMHC Region / County / Facility	65-84				85 and Older			
	Male SMI State Supp. Census	Male SMI State Supp. Inpatient Days	Female SMI State Supp. Census	Female SMI State Supp. Inpatient Days	Male SMI State Supp. Census	Male SMI State Supp. Inpatient Days	Female SMI State Supp. Census	Female SMI State Supp. Inpatient Days
POWELL								
Stanton Nursing and Rehabilitation Center	0	0	0	0	1	366	0	0
POWELL County Total:	0	0	0	0	1	366	0	0
WOODFORD								
Taylor Manor Nursing Home	0	0	0	0	0	0	0	0
WOODFORD County Total:	0	0	0	0	0	0	0	0
Bluegrass CMHC Total:	38	9,805	28	6,980	1	366	0	0
Communicare								
HARDIN								
Helmwood Healthcare Ctr. and Elizabeth Sanford Swope Personal Care	0	0	0	0	0	0	0	0
Peridot Senior Living	0	0	0	0	0	0	0	0
Signature Healthcare at North Hardin Rehab	0	0	0	0	0	0	0	0
HARDIN County Total:	0	0	0	0	0	0	0	0
MARION								
Loretto Living Ctr. at Loretto Motherhouse Infirmary, Inc.	0	0	0	0	0	0	0	0
The Village of Lebanon II	0	0	0	0	0	0	0	0
MARION County Total:	0	0	0	0	0	0	0	0
WASHINGTON								
Sansbury Care Center	0	0	0	0	0	0	0	0
WASHINGTON County Total:	0	0	0	0	0	0	0	0
Communicare CMHC Total:	0	0	0	0	0	0	0	0

CMHC - Community Mental Health Center

SMI - Severe Mental Illness

State Supp. - Supplementation for needy persons who are aged, blind or have a disability (KRS 205.245)

Table 2EE - Personal Care Bed Census by Gender and Ages 65 and Older

Patients With SMI Receiving State Supplementation

CMHC Region / County / Facility	65-84				85 and Older			
	Male SMI State Supp. Census	Male SMI State Supp. Inpatient Days	Female SMI State Supp. Census	Female SMI State Supp. Inpatient Days	Male SMI State Supp. Census	Male SMI State Supp. Inpatient Days	Female SMI State Supp. Census	Female SMI State Supp. Inpatient Days
LEWIS								
Vanceburg Hills	0	0	0	0	0	0	0	0
LEWIS County Total:	0	0	0	0	0	0	0	0
Comprehend CMHC Total:	0	0	0	0	0	0	0	0
Cumberland River								
BELL								
Generations Center of Middlesboro	8	2920	4	1460	2	730	2	730
BELL County Total:	8	2,920	4	1,460	2	730	2	730
HARLAN								
The Laurels	11	4026	6	2196	0	0	0	0
HARLAN County Total:	11	4,026	6	2,196	0	0	0	0
KNOX								
Christian Health Center - Corbin	0	0	0	0	0	0	0	0
KNOX County Total:	0	0	0	0	0	0	0	0
Cumberland River CMHC Total:	19	6,946	10	3,656	2	730	2	730
Four Rivers								
CARLISLE								
Countryside Center	0	0	0	0	0	0	0	0
CARLISLE County Total:	0	0	0	0	0	0	0	0
GRAVES								
Fern Terrace of Mayfield	9	3285	8	2920	0	0	0	0
GRAVES County Total:	9	3,285	8	2,920	0	0	0	0

CMHC - Community Mental Health Center

SMI - Severe Mental Illness

State Supp. - Supplementation for needy persons who are aged, blind or have a disability (KRS 205.245)

Table 2EE - Personal Care Bed Census by Gender and Ages 65 and Older

Patients With SMI Receiving State Supplementation

CMHC Region / County / Facility	65-84				85 and Older			
	Male SMI State Supp. Census	Male SMI State Supp. Inpatient Days	Female SMI State Supp. Census	Female SMI State Supp. Inpatient Days	Male SMI State Supp. Census	Male SMI State Supp. Inpatient Days	Female SMI State Supp. Census	Female SMI State Supp. Inpatient Days
HICKMAN								
Clinton Hickman County Nursing Facility	0	0	0	0	0	0	0	0
Clinton Place	0	0	0	0	0	0	0	0
HICKMAN County Total:	0	0	0	0	0	0	0	0
Four Rivers CMHC Total:	9	3,285	8	2,920	0	0	0	0
Kentucky River								
KNOTT								
Golden Years Rest Home	3	366	1	366	0	0	0	0
KNOTT County Total:	3	366	1	366	0	0	0	0
Kentucky River CMHC Total:	3	366	1	366	0	0	0	0
LifeSkills								
ALLEN								
Cornerstone Manor	0	0	0	0	0	0	0	0
Scottsville Manor	6	826	4	366	0	0	0	0
ALLEN County Total:	6	826	4	366	0	0	0	0
BARREN								
NHC HealthCare, Glasgow	0	0	0	0	0	0	0	0
BARREN County Total:	0	0	0	0	0	0	0	0
METCALFE								
Harpers Home for the Aged	0	0	0	0	0	0	0	0
Metcalfe Health Care Center	0	0	0	0	0	0	0	0
METCALFE County Total:	0	0	0	0	0	0	0	0

CMHC - Community Mental Health Center

SMI - Severe Mental Illness

State Supp. - Supplementation for needy persons who are aged, blind or have a disability (KRS 205.245)

Table 2EE - Personal Care Bed Census by Gender and Ages 65 and Older

Patients With SMI Receiving State Supplementation

CMHC Region / County / Facility	65-84				85 and Older			
	Male SMI State Supp. Census	Male SMI State Supp. Inpatient Days	Female SMI State Supp. Census	Female SMI State Supp. Inpatient Days	Male SMI State Supp. Census	Male SMI State Supp. Inpatient Days	Female SMI State Supp. Census	Female SMI State Supp. Inpatient Days
WARREN								
Christian Health Center of Bowling Green	0	0	0	0	0	0	0	0
WARREN County Total:	0	0	0	0	0	0	0	0
LifeSkills CMHC Total:	6	826	4	366	0	0	0	0
Mountain								
MAGOFFIN								
Salyersville Nursing and Rehabilitation Center	0	0	0	0	0	0	0	0
MAGOFFIN County Total:	0	0	0	0	0	0	0	0
PIKE								
Good Shepherd Community Nursing Center	0	0	0	0	0	0	0	0
PIKE County Total:	0	0	0	0	0	0	0	0
Mountain CMHC Total:	0	0	0	0	0	0	0	0
NorthKey								
CAMPBELL								
Carmel Manor	1	245	0	0	0	0	0	0
CAMPBELL County Total:	1	245	0	0	0	0	0	0
CARROLL								
Carrollton Manor	8	2192	4	1464	0	0	0	0
Valley Haven Rest Home	22	8052	0	0	2	732	0	0
CARROLL County Total:	30	10,244	4	1,464	2	732	0	0

CMHC - Community Mental Health Center

SMI - Severe Mental Illness

State Supp. - Supplementation for needy persons who are aged, blind or have a disability (KRS 205.245)

Table 2EE - Personal Care Bed Census by Gender and Ages 65 and Older

Patients With SMI Receiving State Supplementation

CMHC Region / County / Facility	65-84				85 and Older			
	Male SMI State Supp. Census	Male SMI State Supp. Inpatient Days	Female SMI State Supp. Census	Female SMI State Supp. Inpatient Days	Male SMI State Supp. Census	Male SMI State Supp. Inpatient Days	Female SMI State Supp. Census	Female SMI State Supp. Inpatient Days
KENTON								
Ivy Knoll	0	0	0	0	0	0	0	0
Regency Manor	0	0	0	0	0	0	0	0
Rosedale Green	0	0	0	0	0	0	0	0
KENTON County Total:	0	0	0	0	0	0	0	0
PENDLETON								
Falmouth Personal Care Home	1	366	1	366	0	0	0	0
The Front Gate	3	1098	2	732	0	0	0	0
PENDLETON County Total:	4	1,464	3	1,098	0	0	0	0
NorthKey CMHC Total:	35	11,953	7	2,562	2	732	0	0
Pathways								
BOYD								
Frasures Personal Care Home	6	1538	4	951	0	0	0	0
Genesis Health of Ashland	5	5	3	3	0	0	0	0
Genesis II Health	5	5	0	0	0	0	0	0
Kings Daughters and Sons Home	0	0	0	0	0	0	0	0
BOYD County Total:	16	1,548	7	954	0	0	0	0
GREENUP								
Trinity Station Retirement Community	0	0	0	0	0	0	0	0
GREENUP County Total:	0	0	0	0	0	0	0	0
LAWRENCE								
The Jordan Center	0	0	0	0	0	0	0	0
LAWRENCE County Total:	0	0	0	0	0	0	0	0

CMHC - Community Mental Health Center

SMI - Severe Mental Illness

State Supp. - Supplementation for needy persons who are aged, blind or have a disability (KRS 205.245)

Table 2EE - Personal Care Bed Census by Gender and Ages 65 and Older

Patients With SMI Receiving State Supplementation

CMHC Region / County / Facility	65-84				85 and Older			
	Male SMI State Supp. Census	Male SMI State Supp. Inpatient Days	Female SMI State Supp. Census	Female SMI State Supp. Inpatient Days	Male SMI State Supp. Census	Male SMI State Supp. Inpatient Days	Female SMI State Supp. Census	Female SMI State Supp. Inpatient Days
MENIFEE								
Edgewood Estates	0	0	0	0	0	0	0	0
MENIFEE County Total:	0	0	0	0	0	0	0	0
MONTGOMERY								
Regency Memory Care	0	0	0	0	0	0	0	0
MONTGOMERY County Total:	0	0	0	0	0	0	0	0
MORGAN								
West Liberty Nursing and Rehabilitation Center	0	0	0	0	0	0	0	0
MORGAN County Total:	0	0	0	0	0	0	0	0
Pathways CMHC Total:	16	1,548	7	954	0	0	0	0
Pennyroyal								
CALDWELL								
Highland Homes I LLC	13	4745	10	3650	0	0	0	0
CALDWELL County Total:	13	4,745	10	3,650	0	0	0	0
CHRISTIAN								
Christian County Manor I LLC	9	3294	4	1464	0	0	0	0
Christian Health Center, Hopkinsville	0	0	0	0	0	0	0	0
Pennyrile I LLC	12	3391	15	4330	1	366	1	366
CHRISTIAN County Total:	21	6,685	19	5,794	1	366	1	366
CRITTENDEN								
Crittenden County Health and Rehabilitation Center	0	0	0	0	0	0	0	0
CRITTENDEN County Total:	0	0	0	0	0	0	0	0

CMHC - Community Mental Health Center

SMI - Severe Mental Illness

State Supp. - Supplementation for needy persons who are aged, blind or have a disability (KRS 205.245)

Table 2EE - Personal Care Bed Census by Gender and Ages 65 and Older

Patients With SMI Receiving State Supplementation

CMHC Region / County / Facility	65-84				85 and Older			
	Male SMI State Supp. Census	Male SMI State Supp. Inpatient Days	Female SMI State Supp. Census	Female SMI State Supp. Inpatient Days	Male SMI State Supp. Census	Male SMI State Supp. Inpatient Days	Female SMI State Supp. Census	Female SMI State Supp. Inpatient Days
HOPKINS								
Madisonville Rest Home I LLC	9	365	1	365	0	0	0	0
The Homestead	11	2748	7	1748	0	0	0	0
HOPKINS County Total:	20	3,113	8	2,113	0	0	0	0
MUHLENBERG								
Greenville Nursing and Rehabilitation	0	0	0	0	0	0	0	0
Sparks Nursing Center	5	1778	8	2446	1	366	1	201
MUHLENBERG County Total:	5	1,778	8	2,446	1	366	1	201
TRIGG								
Better Senior Living I, LLC	7	365	4	365	0	0	0	0
TRIGG County Total:	7	365	4	365	0	0	0	0
Pennyroyal CMHC Total:	66	16,686	49	14,368	2	732	2	567
River Valley								
DAVIESS								
Carmel Home	0	0	0	0	0	0	0	0
Chautauqua Health and Rehab	1	365	6	1422	0	0	0	0
Davco Rest Home	17	4501	8	2842	0	0	0	0
Fern Terrace of Owensboro, LLC	6	1857	20	6163	1	51	0	0
DAVIESS County Total:	24	6,723	34	10,427	1	51	0	0
HANCOCK								
Lewisport Rest Home I LLC	12	4392	1	366	0	0	0	0
HANCOCK County Total:	12	4,392	1	366	0	0	0	0
HENDERSON								
Henderson Manor	0	0	0	0	0	0	0	0
HENDERSON County Total:	0	0	0	0	0	0	0	0

CMHC - Community Mental Health Center

SMI - Severe Mental Illness

State Supp. - Supplementation for needy persons who are aged, blind or have a disability (KRS 205.245)

Table 2EE - Personal Care Bed Census by Gender and Ages 65 and Older

Patients With SMI Receiving State Supplementation

CMHC Region / County / Facility	65-84				85 and Older			
	Male SMI State Supp. Census	Male SMI State Supp. Inpatient Days	Female SMI State Supp. Census	Female SMI State Supp. Inpatient Days	Male SMI State Supp. Census	Male SMI State Supp. Inpatient Days	Female SMI State Supp. Census	Female SMI State Supp. Inpatient Days
OHIO								
Beaver Dam Nursing and Rehab Center	1	366	1	366	0	0	0	0
OHIO County Total:	1	366	1	366	0	0	0	0
River Valley CMHC Total:	37	11,481	36	11,159	1	51	0	0
Seven Counties								
BULLITT								
Colonial House of Shepherdsville	8	2928	5	1830	0	0	0	0
BULLITT County Total:	8	2,928	5	1,830	0	0	0	0
JEFFERSON								
Barton House of Louisville 1	0	0	0	0	0	0	0	0
Crescent Grove Memory and Personal Care Community and Sam Swope Center	0	0	1	366	0	0	0	0
Eastern Star Home in KY	0	0	0	0	0	0	0	0
Glen Ridge Health Campus	0	0	0	0	0	0	0	0
Hallmark House Louisville II	0	0	0	0	0	0	0	0
Little Sisters of the Poor	0	0	0	0	0	0	0	0
Louisville Protestant Altenheim	0	0	0	0	0	0	0	0
Nazareth Home	0	0	0	0	0	0	0	0
Nazareth Home Clifton	0	0	0	0	0	0	0	0
The Springs at Stony Brook	0	0	0	0	0	0	0	0
Treyton Oaks Towers	0	0	0	0	0	0	0	0
Wesley Manor	0	0	0	0	0	0	0	0
JEFFERSON County Total:	0	0	1	366	0	0	0	0

CMHC - Community Mental Health Center

SMI - Severe Mental Illness

State Supp. - Supplementation for needy persons who are aged, blind or have a disability (KRS 205.245)

Table 2EE - Personal Care Bed Census by Gender and Ages 65 and Older

Patients With SMI Receiving State Supplementation

CMHC Region / County / Facility	65-84				85 and Older			
	Male SMI State Supp. Census	Male SMI State Supp. Inpatient Days	Female SMI State Supp. Census	Female SMI State Supp. Inpatient Days	Male SMI State Supp. Census	Male SMI State Supp. Inpatient Days	Female SMI State Supp. Census	Female SMI State Supp. Inpatient Days
SHELBY								
Colonial Manor	10	365	10	365	0	0	0	0
Maple Grove Senior Living LLC	0	0	0	0	0	0	0	0
SHELBY County Total:	10	365	10	365	0	0	0	0
Seven Counties CMHC Total:	18	3,293	16	2,561	0	0	0	0
State Total	265	72,561	180	50,551	8	2,611	4	1,297

CMHC - Community Mental Health Center

SMI - Severe Mental Illness

State Supp. - Supplementation for needy persons who are aged, blind or have a disability (KRS 205.245)

2024 ANNUAL KENTUCKY LONG TERM CARE UTILIZATION AND SERVICE REPORT

Table 3 - Census Data - Nursing Home (CCRC) Beds

ADD / Facility	Licensed Beds	Beds In Operation	Beginning Census	Admissions	Discharges	Deaths	Ending Census	Total Patient Days	Occupancy Percentage	Potential Patient Days
ADD:2										
CHRISTIAN										
Christian Health Center, Hopkinsville	2	2	2	0	0	0	2	732	100.00%	732
CHRISTIAN County Total:	2	2	2	0	0	0	2	732	100.00%	732
LYON										
Rivers Bend Retirement Community	1	1	1	6	1	0	6	89	24.32%	366
LYON County Total:	1	1	1	6	1	0	6	89	24.32%	366
ADD: 2 Total	3	3	3	6	1	0	8	821	74.77%	1,098
ADD:3										
UNION										
Breckinridge Place	8	8	8	8	5	3	8	2,869	97.98%	2,928
UNION County Total:	8	8	8	8	5	3	8	2,869	97.98%	2,928
ADD: 3 Total	8	8	8	8	5	3	8	2,869	97.98%	2,928
ADD:4										
WARREN										
Christian Health Center of Bowling Green	23	3	23	39	21	21	20	7,320	86.96%	8,418
WARREN County Total:	23	3	23	39	21	21	20	7,320	86.96%	8,418
ADD: 4 Total	23	3	23	39	21	21	20	7,320	86.96%	8,418
ADD:5										
MARION										
The Village of Lebanon II	10	10	8	4	6	2	4	2,406	65.74%	3,660
MARION County Total:	10	10	8	4	6	2	4	2,406	65.74%	3,660
ADD: 5 Total	10	10	8	4	6	2	4	2,406	65.74%	3,660
ADD:6										
JEFFERSON										
Louisville Protestant Altenheim	8	8	4	6	2	4	4	1,464	50.00%	2,928
River Oaks Post Acute and Rehabilitation Center	4	4	0	0	0	0	0	0	0.00%	1,464
The Springs at Stony Brook	15	15	15	8	6	0	17	5,490	100.00%	5,490
The Willows at Springhurst	16	0	0	0	0	0	0	0	0.00%	0
Wesley Manor	10	0	0	0	0	0	0	0	0.00%	0
JEFFERSON County Total:	53	27	19	14	8	4	21	6,954	70.37%	9,882
ADD: 6 Total	53	27	19	14	8	4	21	6,954	70.37%	9,882

Table 3 - Census Data - Nursing Home (CCRC) Beds

ADD / Facility	Licensed Beds	Beds In Operation	Beginning Census	Admissions	Discharges	Deaths	Ending Census	Total Patient Days	Occupancy Percentage	Potential Patient Days
ADD:7										
KENTON										
Madonna Manor	1	1	1	2	2	0	1	300	81.97%	366
KENTON County Total:	1	1	1	2	2	0	1	300	81.97%	366
ADD: 7 Total	1	1	1	2	2	0	1	300	81.97%	366
ADD:10										
GREENUP										
Trinity Station Retirement Community	17	17	11	11	5	11	6	3,519	56.56%	6,222
GREENUP County Total:	17	17	11	11	5	11	6	3,519	56.56%	6,222
ADD: 10 Total	17	17	11	11	5	11	6	3,519	56.56%	6,222
ADD:13										
KNOX										
Christian Health Center - Corbin	4	4	3	6	7	1	1	523	35.72%	1,464
KNOX County Total:	4	4	3	6	7	1	1	523	35.72%	1,464
LAUREL										
Laurel Heights Home for the Elderly	17	17	17	11	4	7	17	6,115	98.28%	6,222
LAUREL County Total:	17	17	17	11	4	7	17	6,115	98.28%	6,222
ADD: 13 Total	21	21	20	17	11	8	18	6,638	86.36%	7,686
ADD:14										
PULASKI										
The Neighborhood Nursing Facility	12	12	12	7	2	5	12	4,361	99.29%	4,392
PULASKI County Total:	12	12	12	7	2	5	12	4,361	99.29%	4,392
ADD: 14 Total	12	12	12	7	2	5	12	4,361	99.29%	4,392
ADD:15										
FAYETTE										
Sayre Christian Village Nursing Home	11	11	10	11	5	4	12	3,519	87.41%	4,026
The Willows at Citation	2	2	2	0	0	0	2	732	100.00%	732
The Willows at Hamburg	10	10	10	67	66	2	9	3,477	95.26%	3,650
FAYETTE County Total:	23	23	22	78	71	6	23	7,728	91.91%	8,408
HARRISON										
Cedar Ridge Health Campus	5	5	5	24	19	6	4	1,464	80.00%	1,830
HARRISON County Total:	5	5	5	24	19	6	4	1,464	80.00%	1,830

CCRC - Continuing Care Retirement Community

Table 3 - Census Data - Nursing Home (CCRC) Beds

ADD / Facility	Licensed Beds	Beds In Operation	Beginning Census	Admissions	Discharges	Deaths	Ending Census	Total Patient Days	Occupancy Percentage	Potential Patient Days
JESSAMINE										
Bridgepointe at Ashgrove Woods	4	4	4	1	1	4	4	1,098	75.00%	1,464
Wesley Village	36	31	25	18	3	13	27	11,200	85.00%	13,176
JESSAMINE County Total:	40	35	29	19	4	17	31	12,298	84.00%	14,640
MADISON										
Telford Terrace	1	1	1	4	2	2	1	276	75.41%	366
MADISON County Total:	1	1	1	4	2	2	1	276	75.41%	366
MERCER										
The Willows at Harrodsburg	9	9	9	65	66	0	8	2,928	88.89%	3,294
MERCER County Total:	9	9	9	65	66	0	8	2,928	88.89%	3,294
WOODFORD										
The Homeplace at Midway	5	5	5	1	0	1	5	1,804	100.00%	1,804
WOODFORD County Total:	5	5	5	1	0	1	5	1,804	100.00%	1,804
ADD: 15 Total	83	78	71	191	162	32	72	26,498	87.33%	30,342
Statewide Total	231	180	176	299	223	86	170	61,686	82.25%	74,994

2024 ANNUAL KENTUCKY LONG TERM CARE UTILIZATION AND SERVICE REPORT

Table 4 Census Data- Nursing Home (Non-CCRC) Beds

ADD / Facility	Licensed Beds	Beds In Operation	Beginning Census	Admissions	Discharges	Deaths	Ending Census	Total Patient Days	Occupancy Percentage	Potential Patient Days
ADD:3										
DAVISS										
Hermitage Care and Rehabilitation Center	16	16	12	158	148	6	16	5,088	86.89%	5,856
DAVISS County Total:	16	16	12	158	148	6	16	5,088	86.89%	5,856
WEBSTER										
Shemwell Nursing Home	20	20	18	4	0	2	20	6,673	91.16%	7,320
WEBSTER County Total:	20	20	18	4	0	2	20	6,673	91.16%	7,320
ADD: 3 Total	36	36	30	162	148	8	36	11,761	89.26%	13,176
ADD:15										
BOURBON										
Bourbon Heights	32	32	19	51	45	9	16	6,009	51.45%	11,680
BOURBON County Total:	32	32	19	51	45	9	16	6,009	51.45%	11,680
WOODFORD										
Taylor Manor Nursing Home	40	40	22	18	3	18	19	7,882	53.84%	14,640
WOODFORD County Total:	40	40	22	18	3	18	19	7,882	53.84%	14,640
ADD: 15 Total	72	72	41	69	48	27	35	13,891	52.78%	26,320
Statewide Total	108	108	71	231	196	35	71	25,652	64.95%	39,496

2024 ANNUAL KENTUCKY LONG TERM CARE UTILIZATION AND SERVICE REPORT

Table 5 - Census Data - Intermediate Care Beds

ADD / Facility	Licensed Beds	Beds In Operation	Beginning Census	Admissions	Discharges	Deaths	Ending Census	Total Patient Days	Occupancy Percentage	Potential Patient Days
ADD:3										
WEBSTER										
Shemwell Nursing Home	2	2	1	0	0	0	1	366	50.00%	732
WEBSTER County Total:	2	2	1	0	0	0	1	366	50.00%	732
ADD: 3 Total	2	2	1	0	0	0	1	366	50.00%	732
ADD:4										
WARREN										
Christian Health Center of Bowling Green	2	2	2	0	0	0	2	732	100.00%	732
WARREN County Total:	2	2	2	0	0	0	2	732	100.00%	732
ADD: 4 Total	2	2	2	0	0	0	2	732	100.00%	732
ADD:6										
JEFFERSON										
Eastern Star Home in KY	18	18	10	14	6	9	9	4,720	71.65%	6,588
Louisville Protestant Altenheim	24	24	10	16	4	11	11	4,392	50.00%	8,784
JEFFERSON County Total:	42	42	20	30	10	20	20	9,112	59.28%	15,372
ADD: 6 Total	42	42	20	30	10	20	20	9,112	59.28%	15,372
ADD:15										
HARRISON										
Cedar Ridge Health Campus	2	2	2	0	0	0	2	732	100.00%	732
HARRISON County Total:	2	2	2	0	0	0	2	732	100.00%	732
JESSAMINE										
Wesley Village	2	1	1	0	0	0	1	366	50.00%	732
JESSAMINE County Total:	2	1	1	0	0	0	1	366	50.00%	732
MADISON										
Telford Terrace	2	2	2	4	2	2	2	632	86.34%	732
MADISON County Total:	2	2	2	4	2	2	2	632	86.34%	732
WOODFORD										
Taylor Manor Nursing Home	18	18	7	2	1	3	5	2,148	32.60%	6,588
WOODFORD County Total:	18	18	7	2	1	3	5	2,148	32.60%	6,588
ADD: 15 Total	24	23	12	6	3	5	10	3,878	44.15%	8,784
Statewide Total	70	69	35	36	13	25	33	14,088	54.99%	25,620

2024 ANNUAL KENTUCKY LONG TERM CARE UTILIZATION AND SERVICE REPORT

Table 6 - Census Data - Alzheimer Facility Beds

ADD / Facility	Licensed Beds	Beds In Operation	Beginning Census	Admissions	Discharges	Deaths	Ending Census	Total Patient Days	Occupancy Percentage	Potential Patient Days
ADD:3										
DAVIESS										
Wellington Parc of Owensboro	60	60	42	50	20	23	49	17,214	78.39%	21,960
DAVIESS County Total:	60	60	42	50	20	23	49	17,214	78.39%	21,960
ADD: 3 Total	60	60	42	50	20	23	49	17,214	78.39%	21,960
ADD:4										
WARREN										
Magnolia Village Nursing and Rehabilitation Center	60	60	58	94	66	36	50	20,829	99.98%	20,834
WARREN County Total:	60	60	58	94	66	36	50	20,829	99.98%	20,834
ADD: 4 Total	60	60	58	94	66	36	50	20,829	99.98%	20,834
Statewide Total	120	120	100	144	86	59	99	38,043	88.90%	42,794

2024 ANNUAL KENTUCKY LONG TERM CARE UTILIZATION AND SERVICE REPORT

Table 7 - Census Data - ICF/IID Beds

ADD / Facility	Licensed Beds	Beds In Operation	Beginning Census	Admissions	Discharges	Deaths	Ending Census	Total Patient Days	Occupancy Percentage	Potential Patient Days
ADD:2										
CHRISTIAN										
Outwood ICF/IID	80	80	48	5	2	1	50	17,785	60.74%	29,280
CHRISTIAN County Total:	80	80	48	5	2	1	50	17,785	60.74%	29,280
ADD: 2 Total	80	80	48	5	2	1	50	17,785	60.74%	29,280
ADD:3										
DAVISS										
Wendell Fosters Campus for Dev. Disabilities	64	64	63	2	0	2	63	22,894	99.29%	23,058
DAVISS County Total:	64	64	63	2	0	2	63	22,894	99.29%	23,058
ADD: 3 Total	64	64	63	2	0	2	63	22,894	99.29%	23,058
ADD:6										
BULLITT										
Meadows ICF/IID	8	8	8	0	0	0	8	2,928	100.00%	2,928
BULLITT County Total:	8	8	8	0	0	0	8	2,928	100.00%	2,928
HENRY										
Cedar Lake Lodge Park Place I	8	8	8	1	0	1	8	2,818	97.31%	2,896
Cedar Lake Lodge Park Place II	8	8	7	2	0	1	8	2,815	97.81%	2,878
HENRY County Total:	16	16	15	3	0	2	16	5,633	97.56%	5,774
JEFFERSON										
Bingham Gardens	24	24	22	2	4	0	20	7,970	90.73%	8,784
Del Maria ICF/IID	8	8	8	2	0	2	8	2,834	96.79%	2,928
Hazelwood Center	201	48	47	4	3	2	46	16,798	22.83%	73,566
JEFFERSON County Total:	233	80	77	8	7	4	74	27,602	32.37%	85,278
OLDHAM										
Cedar Lake Lodge	63	63	63	5	0	5	63	22,460	97.94%	22,933
Cedar Lake Lodge Sycamore Run I	4	4	4	1	0	1	4	1,427	99.24%	1,438
Cedar Lake Lodge Sycamore Run II	4	4	4	0	0	0	4	1,441	98.43%	1,464
Windsong ICF/IID	8	8	8	0	0	0	8	2,928	100.00%	2,928
OLDHAM County Total:	79	79	79	6	0	6	79	28,256	98.24%	28,763
ADD: 6 Total	336	183	179	17	7	12	177	64,419	52.48%	122,743

ICF/IID - Intermediate Care Facilities for Individuals with Intellectual Disabilities.

Table 7 - Census Data - ICF/IID Beds

ADD / Facility	Licensed Beds	Beds In Operation	Beginning Census	Admissions	Discharges	Deaths	Ending Census	Total Patient Days	Occupancy Percentage	Potential Patient Days
ADD:14										
PULASKI										
Oakwood ICF/IID Unit 1	57	57	40	21	4	2	55	16,852	80.78%	20,862
Oakwood ICF/IID Unit 2	32	32	26	13	7	0	32	10,946	93.46%	11,712
Oakwood ICF/IID Unit 3	32	32	20	3	14	0	9	3,848	32.86%	11,712
Oakwood ICF/IID Unit 4	32	32	27	11	17	0	21	9,259	79.06%	11,712
PULASKI County Total:	153	153	113	48	42	2	117	40,905	73.05%	55,998
ADD: 14 Total	153	153	113	48	42	2	117	40,905	73.05%	55,998
Statewide Total	633	480	403	72	51	17	407	146,003	63.18%	231,079

ICF/IID - Intermediate Care Facilities for Individuals with Intellectual Disabilities.

2024 ANNUAL KENTUCKY LONG TERM CARE UTILIZATION AND SERVICE REPORT

Table 7A ICF/IID Bed Transition Status by CMHC Region

CMHC Region / County / Facility	Licensed Beds	Individuals Served (Beginning Census + Admits)	Individuals Ready to Transition		Individuals Transitioned to Less Restrictive Placement		Individuals on Waiting List for Admisson to ICF	Percent Transitioned
			Individuals	Resident Days	Individuals	Resident Days		
Adanta								
PULASKI								
Oakwood ICF/IID Unit 1	57	61	15	5490	0	0	0	0.00%
Oakwood ICF/IID Unit 2	32	39	10	3660	0	0	0	0.00%
Oakwood ICF/IID Unit 3	32	23	6	2196	0	0	0	0.00%
Oakwood ICF/IID Unit 4	32	38	1	365	0	0	0	0.00%
PULASKI County Total:	153	161	32	11,711	0	0	0	0.00%
Adanta CMHC Region Total:	153	161	32	11,711	0	0	0	0.00%
Pennyroyal								
CHRISTIAN								
Outwood ICF/IID	80	53	1	366	1	170	0	1.89%
CHRISTIAN County Total:	80	53	1	366	1	170	0	1.89%
Pennyroyal CMHC Region Total:	80	53	1	366	1	170	0	1.89%
River Valley								
DAVIESS								
Wendell Fosters Campus for Dev. Disabilities	64	65	1	366	0	0	57	0.00%
DAVIESS County Total:	64	65	1	366	0	0	57	0.00%
River Valley CMHC Region Total:	64	65	1	366	0	0	57	0.00%

CMHC – Community Mental Health Center.

Percent Transitioned – Individuals Transitioned divided by Individuals Served (Beginning Census + Admits).

Table 7A ICF/IID Bed Transition Status by CMHC Region

CMHC Region / County / Facility	Licensed Beds	Individuals Served (Beginning Census + Admits)	Individuals Ready to Transition		Individuals Transitioned to Less Restrictive Placement		Individuals on Waiting List for Admission to ICF	Percent Transitioned
			Individuals	Resident Days	Individuals	Resident Days		
Seven Counties								
BULLITT								
Meadows ICF/IID	8	8	3	1098	0	0	0	0.00%
BULLITT County Total:	8	8	3	1,098	0	0	0	0.00%
HENRY								
Cedar Lake Lodge Park Place I	8	9	0	0	0	0	0	0.00%
Cedar Lake Lodge Park Place II	8	9	0	0	0	0	0	0.00%
HENRY County Total:	16	18	0	0	0	0	0	0.00%
JEFFERSON								
Bingham Gardens	24	24	4	1464	0	0	0	0.00%
Del Maria ICF/IID	8	10	3	1098	0	0	0	0.00%
Hazelwood Center	201	51	20	7320	0	0	0	0.00%
JEFFERSON County Total:	233	85	27	9,882	0	0	0	0.00%
OLDHAM								
Cedar Lake Lodge	63	68	0	0	0	0	27	0.00%
Cedar Lake Lodge Sycamore Run I	4	5	0	0	0	0	0	0.00%
Cedar Lake Lodge Sycamore Run II	4	4	0	0	0	0	0	0.00%
Windsong ICF/IID	8	8	3	1098	0	0	0	0.00%
OLDHAM County Total:	79	85	3	1,098	0	0	27	0.00%
Seven Counties CMHC Region Total:	336	196	33	12,078	0	0	27	0.00%
State Total	633	475	67	24,521	1	170	84	0.21%

CMHC – Community Mental Health Center.

Percent Transitioned – Individuals Transitioned divided by Individuals Served (Beginning Census + Admits).

2024 ANNUAL KENTUCKY LONG TERM CARE UTILIZATION AND SERVICE REPORT

Table 7B - ICF/IID Bed, Reasons Individuals Not Transitioned by CMHC Region

CMHC Region / County / Facility	Family / Guardian Objection	Waiver Slots Unavailable	Required Services Unavailable	Willing Provider Unavailable	Other Reason Not Transitioned	Totals
Adanta						
ADAIR						
Signature Healthcare at Summit Manor Rehab	0	0	0	0	0	0
ADAIR County Total:	0	0	0	0	0	0
CASEY						
Liberty Care and Rehabilitation Center	0	0	0	0	0	0
CASEY County Total:	0	0	0	0	0	0
CLINTON						
Clinton County Care and Rehabilitation Center	0	0	0	0	0	0
CLINTON County Total:	0	0	0	0	0	0
CUMBERLAND						
Cumberland Valley Nursing and Rehabilitation Center	0	0	0	0	0	0
CUMBERLAND County Total:	0	0	0	0	0	0
GREEN						
Green River Trails	0	0	0	0	0	0
McDowell Skilled Nursing Facility	0	0	0	0	0	0
GREEN County Total:	0	0	0	0	0	0
MCCREARY						
Cumberland Manor Rest Home I LLC	0	0	0	0	0	0
MCCREARY County Total:	0	0	0	0	0	0
PULASKI						
Crestview Personal Care	0	0	0	0	0	0

CMHC – Community Mental Health Center
 ICF/IID - Intermediate Care Facilities for Individuals with Intellectual Disabilities

Table 7B - ICF/IID Bed, Reasons Individuals Not Transitioned by CMHC Region

CMHC Region / County / Facility	Family / Guardian Objection	Waiver Slots Unavailable	Required Services Unavailable	Willing Provider Unavailable	Other Reason Not Transitioned	Totals
Cumberland Nursing and Rehabilitation Center	0	0	0	0	0	0
Lake Cumberland Regional Hospital SCU	0	0	0	0	0	0
Oakwood ICF/IID Unit 1	0	0	0	15	0	15
Oakwood ICF/IID Unit 2	0	0	0	10	0	10
Oakwood ICF/IID Unit 3	0	0	0	6	0	6
Oakwood ICF/IID Unit 4	0	1	0	0	0	1
Somerset Nursing and Rehabilitation Facility	0	0	0	0	0	0
Somerwoods Nursing and Rehabilitation	0	0	0	0	0	0
The Neighborhood Nursing Facility	0	0	0	0	0	0
PULASKI County Total:	0	1	0	31	0	32
RUSSELL						
Fair Oaks Health Systems	0	0	0	0	0	0
RUSSELL County Total:	0	0	0	0	0	0
TAYLOR						
Bluegrass Way	0	0	0	0	0	0
Campbellsville Nursing and Rehabilitation	0	0	0	0	0	0
Grandview Nursing and Rehabilitation Facility	0	0	0	0	0	0
TAYLOR County Total:	0	0	0	0	0	0
WAYNE						
Dishman Personal Care Home	0	0	0	0	0	0
Mountain Ridge Health and Rehabilitation	0	0	0	0	0	0
WAYNE County Total:	0	0	0	0	0	0
Adanta CMHC Total:	0	1	0	31	0	32

CMHC – Community Mental Health Center
 ICF/IID - Intermediate Care Facilities for Individuals with Intellectual Disabilities

Table 7B - ICF/IID Bed, Reasons Individuals Not Transitioned by CMHC Region

CMHC Region / County / Facility	Family / Guardian Objection	Waiver Slots Unavailable	Required Services Unavailable	Willing Provider Unavailable	Other Reason Not Transitioned	Totals
Bluegrass						
ANDERSON						
Signature Healthcare at Heritage Hall Rehab	0	0	0	0	0	0
ANDERSON County Total:	0	0	0	0	0	0
BOURBON						
Bourbon Heights	0	0	0	0	0	0
BOURBON County Total:	0	0	0	0	0	0
BOYLE						
Danville Center for Health Landmark of Danville Rehabilitation and Nursing Center, LLC	0	0	0	0	0	0
BOYLE County Total:	0	0	0	0	0	0
CLARK						
Clark Regional Medical Center Transitional Care Unit	0	0	0	0	0	0
Fountain Circle Care and Rehab Center	0	0	0	0	0	0
CLARK County Total:	0	0	0	0	0	0
ESTILL						
Irvine Nursing and Rehabilitation	0	0	0	0	0	0
ESTILL County Total:	0	0	0	0	0	0
FAYETTE						
Bluegrass Care and Rehabilitation Center	0	0	0	0	0	0
Cambridge Nursing and Rehabilitation Center	0	0	0	0	0	0
Cardinal Hill Rehab Unit	0	0	0	0	0	0
Central KY Recovery Center Unit 2	0	0	0	0	0	0
Homestead Post Acute	0	0	0	0	0	0

CMHC – Community Mental Health Center
 ICF/IID - Intermediate Care Facilities for Individuals with Intellectual Disabilities

Table 7B - ICF/IID Bed, Reasons Individuals Not Transitioned by CMHC Region

CMHC Region / County / Facility	Family / Guardian Objection	Waiver Slots Unavailable	Required Services Unavailable	Willing Provider Unavailable	Other Reason Not Transitioned	Totals
Lexington Country Place	0	0	0	0	0	0
Lexington Premier Nursing and Rehab, LLC	0	0	0	0	0	0
Mayfair Manor	0	0	0	0	0	0
Northpoint Lexington Healthcare Center	0	0	0	0	0	0
Pine Meadows Post Acute	0	0	0	0	0	0
Sayre Christian Village Nursing Home	0	0	0	0	0	0
The Willows at Citation	0	0	0	0	0	0
The Willows at Fritz Farm	0	0	0	0	0	0
The Willows at Hamburg	0	0	0	0	0	0
FAYETTE County Total:	0	0	0	0	0	0
FRANKLIN						
Bradford Square Center	0	0	0	0	0	0
Frankfort Trails	0	0	0	0	0	0
FRANKLIN County Total:	0	0	0	0	0	0
GARRARD						
Landmark of Lancaster Rehabilitation and Nursing	0	0	0	0	0	0
GARRARD County Total:	0	0	0	0	0	0
HARRISON						
Cedar Ridge Health Campus	0	0	0	0	0	0
Edgemont Healthcare	0	0	0	0	0	0
Grand Haven Nursing Home	0	0	0	0	0	0
Parkside Manor	0	0	0	0	0	0
Shady Lawn	2	0	0	0	0	2
HARRISON County Total:	2	0	0	0	0	2
JESSAMINE						
Bridgepointe at Ashgrove Woods	0	0	0	0	0	0

Table 7B - ICF/IID Bed, Reasons Individuals Not Transitioned by CMHC Region

CMHC Region / County / Facility	Family / Guardian Objection	Waiver Slots Unavailable	Required Services Unavailable	Willing Provider Unavailable	Other Reason Not Transitioned	Totals
Nicholasville Nursing and Rehabilitation	0	0	0	0	0	0
Rose Terrace, LLC	0	0	0	0	0	0
Thomson Hood Veterans Center	0	0	0	0	0	0
Wesley Village	0	0	0	0	0	0
JESSAMINE County Total:	0	0	0	0	0	0
LINCOLN						
Stanford Crossing	0	0	0	0	0	0
Waynesburg Manor	0	0	0	0	0	0
LINCOLN County Total:	0	0	0	0	0	0
MADISON						
Berea Health and Rehabilitation	0	0	0	0	0	0
Kenwood Health and Rehabilitation Center	0	0	0	0	0	0
Madison Health and Rehabilitation Center	0	0	0	0	0	0
Telford Terrace	0	0	0	0	0	0
The Terrace Nursing and Rehabilitation	0	0	0	0	0	0
MADISON County Total:	0	0	0	0	0	0
MERCER						
Harrodsburg Health and Rehab Ctr.	0	0	0	0	0	0
The Willows at Harrodsburg	0	0	0	0	0	0
MERCER County Total:	0	0	0	0	0	0
NICHOLAS						
Willowbrook Healthcare	0	0	0	0	0	0
NICHOLAS County Total:	0	0	0	0	0	0

Table 7B - ICF/IID Bed, Reasons Individuals Not Transitioned by CMHC Region

CMHC Region / County / Facility	Family / Guardian Objection	Waiver Slots Unavailable	Required Services Unavailable	Willing Provider Unavailable	Other Reason Not Transitioned	Totals
POWELL						
Stanton Nursing and Rehabilitation Center	0	0	0	0	0	0
POWELL County Total:	0	0	0	0	0	0
SCOTT						
Dover Nursing and Rehabilitation	0	0	0	0	0	0
Signature Healthcare of Georgetown	0	0	0	0	0	0
SCOTT County Total:	0	0	0	0	0	0
WOODFORD						
Taylor Manor Nursing Home	0	0	0	0	0	0
The Homeplace at Midway	0	0	0	0	0	0
WOODFORD County Total:	0	0	0	0	0	0
Bluegrass CMHC Total:	2	0	0	0	0	2
Communicare						
BRECKINRIDGE						
Breckinridge Memorial Nursing Facility	0	0	0	0	0	0
Hardinsburg Nursing and Rehabilitation	0	0	0	0	0	0
BRECKINRIDGE County Total:	0	0	0	0	0	0
GRAYSON						
Grayson Nursing and Rehab Center	0	0	0	0	0	0
Spring View Health and Rehab Center	0	0	0	0	0	0
GRAYSON County Total:	0	0	0	0	0	0

Table 7B - ICF/IID Bed, Reasons Individuals Not Transitioned by CMHC Region

CMHC Region / County / Facility	Family / Guardian Objection	Waiver Slots Unavailable	Required Services Unavailable	Willing Provider Unavailable	Other Reason Not Transitioned	Totals
HARDIN						
Baptist Health Hardin (NF)	0	0	0	0	0	0
Helmwood Healthcare Ctr. and Elizabeth Sanford Swope Personal Care	0	0	0	0	0	0
Kensington Nursing and Rehabilitation Center	0	0	0	0	0	0
Peridot Senior Living	0	0	0	0	0	0
Radcliff Veterans Center	0	0	0	0	0	0
Signature Healthcare at North Hardin Rehab	0	0	0	0	0	0
Signature Healthcare of Elizabethtown	0	0	0	0	0	0
HARDIN County Total:	0	0	0	0	0	0
MARION						
Loretto Living Ctr. at Loretto Motherhouse Infirmary, Inc.	0	0	0	0	0	0
The Village of Lebanon II	0	0	0	0	0	0
The Village of Lebanon II, LLC (NF)	0	0	0	0	0	0
MARION County Total:	0	0	0	0	0	0
MEADE						
Brandenburg Nursing and Rehabilitation	0	0	0	0	0	0
MEADE County Total:	0	0	0	0	0	0
NELSON						
Flaget Memorial Hospital NF	0	0	0	0	0	0
Landmark of Bardstown Rehab and Nursing	0	0	0	0	0	0
Signature Healthcare at Colonial Rehab	0	0	0	0	0	0
NELSON County Total:	0	0	0	0	0	0

CMHC – Community Mental Health Center
 ICF/IID - Intermediate Care Facilities for Individuals with Intellectual Disabilities

Table 7B - ICF/IID Bed, Reasons Individuals Not Transitioned by CMHC Region

CMHC Region / County / Facility	Family / Guardian Objection	Waiver Slots Unavailable	Required Services Unavailable	Willing Provider Unavailable	Other Reason Not Transitioned	Totals
WASHINGTON						
Sansbury Care Center	0	0	0	0	0	0
Springfield Nursing and Rehabilitation Center	0	0	0	0	0	0
WASHINGTON County Total:	0	0	0	0	0	0
Communicare CMHC Total:	0	0	0	0	0	0
Comprehend						
BRACKEN						
Perkins Country Manor	0	0	0	0	0	0
BRACKEN County Total:	0	0	0	0	0	0
FLEMING						
Pioneer Trace Nursing Home	0	0	0	0	0	0
FLEMING County Total:	0	0	0	0	0	0
LEWIS						
Vanceburg Hills	0	0	0	0	3	3
LEWIS County Total:	0	0	0	0	3	3
MASON						
Maysville Nursing and Rehabilitation Facility	0	0	0	0	0	0
MASON County Total:	0	0	0	0	0	0
ROBERTSON						
Robertson County Health Care Facility	0	0	0	0	0	0
ROBERTSON County Total:	0	0	0	0	0	0
Comprehend CMHC Total:	0	0	0	0	3	3
Cumberland River						
BELL						
Generations Center of Middlesboro	0	0	0	0	0	0
Middlesboro Nursing and Rehab	0	0	0	0	0	0

Table 7B - ICF/IID Bed, Reasons Individuals Not Transitioned by CMHC Region

CMHC Region / County / Facility	Family / Guardian Objection	Waiver Slots Unavailable	Required Services Unavailable	Willing Provider Unavailable	Other Reason Not Transitioned	Totals
Mountain View Nursing and Rehab Ctr	0	0	0	0	0	0
Pineville Community Hospital LTC	0	0	0	0	0	0
BELL County Total:	0	0	0	0	0	0
CLAY						
Landmark of Laurel Creek Rehab and Nursing	0	0	0	0	0	0
CLAY County Total:	0	0	0	0	0	0
HARLAN						
Harlan Health and Rehabilitation Center	0	0	0	0	0	0
The Laurels	0	0	0	0	0	0
Tri-Cities Nursing and Rehabilitation Center	0	0	0	0	0	0
HARLAN County Total:	0	0	0	0	0	0
JACKSON						
Signature HealthCare at Jackson Manor	0	0	0	0	0	0
JACKSON County Total:	0	0	0	0	0	0
KNOX						
Barbourville Health and Rehabilitation Center	0	0	0	0	0	0
Christian Health Center - Corbin	0	0	0	0	0	0
KNOX County Total:	0	0	0	0	0	0
LAUREL						
Hillcrest Health and Rehabilitation Center	0	0	0	0	0	0
Laurel Heights Home for the Elderly	0	0	0	0	0	0
LAUREL County Total:	0	0	0	0	0	0

CMHC – Community Mental Health Center
 ICF/IID - Intermediate Care Facilities for Individuals with Intellectual Disabilities

Table 7B - ICF/IID Bed, Reasons Individuals Not Transitioned by CMHC Region

CMHC Region / County / Facility	Family / Guardian Objection	Waiver Slots Unavailable	Required Services Unavailable	Willing Provider Unavailable	Other Reason Not Transitioned	Totals
ROCKCASTLE						
Rockcastle Health and Rehabilitation Center	0	0	0	0	0	0
Rockcastle Regional Hospital and Respiratory Care	0	0	0	0	0	0
ROCKCASTLE County Total:	0	0	0	0	0	0
WHITLEY						
Corbin Health and Rehabilitation Center	0	0	0	0	0	0
The Heritage	0	0	0	0	0	0
Williamsburg Health and Rehabilitation Center	0	0	0	0	0	0
WHITLEY County Total:	0	0	0	0	0	0
Cumberland River CMHC Total:	0	0	0	0	0	0
Four Rivers						
BALLARD						
Life Care Center of LaCenter	0	0	0	0	0	0
BALLARD County Total:	0	0	0	0	0	0
CALLOWAY						
Spring Creek Post Acute and Rehab	0	0	0	0	0	0
CALLOWAY County Total:	0	0	0	0	0	0
CARLISLE						
Countryside Center	0	0	0	0	0	0
CARLISLE County Total:	0	0	0	0	0	0
FULTON						
Fulton Nursing and Rehab	0	0	0	0	0	0
FULTON County Total:	0	0	0	0	0	0

Table 7B - ICF/IID Bed, Reasons Individuals Not Transitioned by CMHC Region

CMHC Region / County / Facility	Family / Guardian Objection	Waiver Slots Unavailable	Required Services Unavailable	Willing Provider Unavailable	Other Reason Not Transitioned	Totals
GRAVES						
Fern Terrace of Mayfield	0	0	0	0	0	0
Green Acres Health Care	0	0	0	0	0	0
Mayfield Health and Rehabilitation	0	0	0	0	0	0
Mills Nursing and Rehabilitation	0	0	0	0	0	0
GRAVES County Total:	0	0	0	0	0	0
HICKMAN						
Clinton Hickman County Nursing Facility	0	0	0	0	0	0
Clinton Place	0	0	0	0	0	0
HICKMAN County Total:	0	0	0	0	0	0
LIVINGSTON						
Salem Springlake Health and Rehabilitation Center	0	0	0	0	0	0
LIVINGSTON County Total:	0	0	0	0	0	0
MARSHALL						
Calvert City Convalescent Center	0	0	0	0	0	0
Lake Way Nursing and Rehabilitation Center	0	0	0	0	0	0
Oakview Nursing and Rehabilitation Center	0	0	0	0	0	0
MARSHALL County Total:	0	0	0	0	0	0
MCCRACKEN						
Parkview Nursing and Rehabilitation Center (Paducah)	0	0	0	0	0	0
Providence Pointe Healthcare	0	0	0	0	0	0
River Haven Nursing and Rehab	0	0	0	0	0	0
Stonecreek Health and Rehab	0	0	0	0	0	0
MCCRACKEN County Total:	0	0	0	0	0	0
Four Rivers CMHC Total:	0	0	0	0	0	0

Table 7B - ICF/IID Bed, Reasons Individuals Not Transitioned by CMHC Region

CMHC Region / County / Facility	Family / Guardian Objection	Waiver Slots Unavailable	Required Services Unavailable	Willing Provider Unavailable	Other Reason Not Transitioned	Totals
Kentucky River						
BREATHITT						
Landmark of Breathitt County Rehabilitation and Nursing Center, LLC	0	0	0	0	0	0
BREATHITT County Total:	0	0	0	0	0	0
KNOTT						
Golden Years Rest Home	0	0	0	0	0	0
Knott County Health and Rehabilitation Center	0	0	0	0	0	0
KNOTT County Total:	0	0	0	0	0	0
LEE						
Lee County Care and Rehabilitation Center	0	0	0	0	0	0
LEE County Total:	0	0	0	0	0	0
LESLIE						
Hyden Health and Rehabilitation Center	0	0	0	0	0	0
LESLIE County Total:	0	0	0	0	0	0
LETCHER						
Letcher Manor	0	0	0	0	0	0
LETCHER County Total:	0	0	0	0	0	0
OWSLEY						
Owsley County Health Care Center	0	0	0	0	0	0
OWSLEY County Total:	0	0	0	0	0	0
PERRY						
Hazard Health and Rehabilitation Center	0	0	0	0	0	0

Table 7B - ICF/IID Bed, Reasons Individuals Not Transitioned by CMHC Region

CMHC Region / County / Facility	Family / Guardian Objection	Waiver Slots Unavailable	Required Services Unavailable	Willing Provider Unavailable	Other Reason Not Transitioned	Totals
Paul E Patton Eastern Ky Veterans Center	0	0	0	0	0	0
PERRY County Total:	0	0	0	0	0	0
WOLFE						
Wolfe County Health and Rehabilitation Center	0	0	0	0	0	0
WOLFE County Total:	0	0	0	0	0	0
Kentucky River CMHC Total:	0	0	0	0	0	0
LifeSkills						
ALLEN						
Cal Turner Rehab and Specialty Care	0	0	0	0	0	0
Cornerstone Manor	0	0	0	0	0	0
Scottsville Manor	0	0	0	0	0	0
ALLEN County Total:	0	0	0	0	0	0
BARREN						
Barren County Nursing and Rehab	0	0	0	0	0	0
Glasgow State Nursing Facility	0	0	0	0	0	0
Glenview Health Care Facility	0	0	0	0	0	0
NHC HealthCare, Glasgow	0	0	0	0	0	0
Signature Healthcare of Glasgow	0	0	0	0	0	0
Rehab and Wellness Center	0	0	0	0	0	0
T.J. Samson Community Hospital	0	0	0	0	0	0
Skilled Nursing Unit	0	0	0	0	0	0
BARREN County Total:	0	0	0	0	0	0
BUTLER						
Morgantown Care and Rehabilitation Center	0	0	0	0	0	0
BUTLER County Total:	0	0	0	0	0	0

CMHC – Community Mental Health Center
 ICF/IID - Intermediate Care Facilities for Individuals with Intellectual Disabilities

Table 7B - ICF/IID Bed, Reasons Individuals Not Transitioned by CMHC Region

CMHC Region / County / Facility	Family / Guardian Objection	Waiver Slots Unavailable	Required Services Unavailable	Willing Provider Unavailable	Other Reason Not Transitioned	Totals
EDMONSON						
Edmonson Nursing and Rehabilitation Center	0	0	0	0	0	0
EDMONSON County Total:	0	0	0	0	0	0
HART						
Signature Healthcare of Hart County	0	0	0	0	0	0
HART County Total:	0	0	0	0	0	0
LOGAN						
Auburn Health Care	0	0	0	0	0	0
Creekwood Place Nursing and Rehab Center	0	0	0	0	0	0
LOGAN County Total:	0	0	0	0	0	0
METCALFE						
Harpers Home for the Aged	0	0	0	0	0	0
Metcalfe Health Care Center	0	0	0	0	0	0
METCALFE County Total:	0	0	0	0	0	0
MONROE						
Signature HealthCare of Monroe County Rehab	0	0	0	0	0	0
MONROE County Total:	0	0	0	0	0	0
WARREN						
Bowling Green Nursing and Rehabilitation	0	0	0	0	0	0
Christian Health Center of Bowling Green	0	0	0	0	0	0
Colonial Nursing and Rehabilitation Center	0	0	0	0	0	0
Greenwood Nursing and Rehabilitation	0	0	0	0	0	0

CMHC – Community Mental Health Center
 ICF/IID - Intermediate Care Facilities for Individuals with Intellectual Disabilities

Table 7B - ICF/IID Bed, Reasons Individuals Not Transitioned by CMHC Region

CMHC Region / County / Facility	Family / Guardian Objection	Waiver Slots Unavailable	Required Services Unavailable	Willing Provider Unavailable	Other Reason Not Transitioned	Totals
Hopkins Nursing and Rehabilitation Center	0	0	0	0	0	0
Magnolia Village Nursing and Rehabilitation Center	0	0	0	0	0	0
Signature Healthcare of Bowling Green	0	0	0	0	0	0
WARREN County Total:	0	0	0	0	0	0
LifeSkills CMHC Total:	0	0	0	0	0	0
Mountain						
FLOYD						
Prestonsburg Health Care Center	0	0	0	0	0	0
Riverview Health Care Center	0	0	0	0	0	0
FLOYD County Total:	0	0	0	0	0	0
JOHNSON						
Mountain Manor of Paintsville	0	0	0	0	0	0
JOHNSON County Total:	0	0	0	0	0	0
MAGOFFIN						
Salyersville Nursing and Rehabilitation Center	0	0	0	0	0	0
MAGOFFIN County Total:	0	0	0	0	0	0
MARTIN						
Martin County Health Care Facility	0	0	0	0	0	0
MARTIN County Total:	0	0	0	0	0	0
PIKE						
Good Shepherd Community Nursing Center	0	0	0	0	0	0
Landmark of Elkhorn City Rehabilitation	0	0	0	0	0	0
Pikeville Nursing and Rehab Center	0	0	0	0	0	0

CMHC – Community Mental Health Center
 ICF/IID - Intermediate Care Facilities for Individuals with Intellectual Disabilities

Table 7B - ICF/IID Bed, Reasons Individuals Not Transitioned by CMHC Region

CMHC Region / County / Facility	Family / Guardian Objection	Waiver Slots Unavailable	Required Services Unavailable	Willing Provider Unavailable	Other Reason Not Transitioned	Totals
Tug Valley ARH Skilled Nursing Facility	0	0	0	0	0	0
PIKE County Total:	0	0	0	0	0	0
Mountain CMHC Total:	0	0	0	0	0	0
NorthKey						
BOONE						
Belmont Terrace Nursing and Rehabilitation Center	0	0	0	0	0	0
Boonespring Transitional Care Center	0	0	0	0	0	0
Florence Park Care Center	0	0	0	0	0	0
St. Elizabeth Edgewood SNF	0	0	0	0	0	0
BOONE County Total:	0	0	0	0	0	0
CAMPBELL						
Carmel Manor	0	0	0	0	0	0
Coldspring Transitional Care Center	0	0	0	0	0	0
Highlandspring of Ft. Thomas	0	0	0	0	0	0
St. Elizabeth Ft. Thomas SNF	0	0	0	0	0	0
The Seasons at Alexandria	0	0	0	0	0	0
CAMPBELL County Total:	0	0	0	0	0	0
CARROLL						
Carrollton Manor	0	0	0	0	0	0
Valley Haven Rest Home	0	0	0	0	0	0
CARROLL County Total:	0	0	0	0	0	0
GALLATIN						
Gallatin Nursing and Rehab	0	0	0	0	0	0
GALLATIN County Total:	0	0	0	0	0	0
GRANT						
Grant Healthcare and Rehabilitation	0	0	0	0	0	0
GRANT County Total:	0	0	0	0	0	0

Table 7B - ICF/IID Bed, Reasons Individuals Not Transitioned by CMHC Region

CMHC Region / County / Facility	Family / Guardian Objection	Waiver Slots Unavailable	Required Services Unavailable	Willing Provider Unavailable	Other Reason Not Transitioned	Totals
KENTON						
Emerald Trace	0	0	0	0	0	0
Ivy Knoll	0	0	0	0	0	0
Madonna Manor	0	0	0	0	0	0
Rosedale Green	0	0	0	0	0	0
The Pavilion at Kenton	0	0	0	0	0	0
Village Care Center	0	0	0	0	0	0
Villaspring of Erlanger	0	0	0	0	0	0
Woodcrest Nursing and Rehabilitation Center	0	0	0	0	0	0
KENTON County Total:	0	0	0	0	0	0
PENDLETON						
Falmouth Personal Care Home	0	0	0	0	0	0
River Valley Nursing Home	0	0	0	0	0	0
The Front Gate	0	0	0	0	0	0
PENDLETON County Total:	0	0	0	0	0	0
NorthKey CMHC Total:	0	0	0	0	0	0
Pathways						
BATH						
Ridgeway Nursing and Rehabilitation	0	0	0	0	0	0
BATH County Total:	0	0	0	0	0	0
BOYD						
Boyd Nursing and Rehabilitation Center	0	0	0	0	0	0
Frasures Personal Care Home	0	0	0	0	0	0
Genesis Health of Ashland	0	0	0	0	0	0
Genesis II Health	0	0	0	0	0	0
Kings Daughters and Sons Home	0	0	0	0	0	0

CMHC – Community Mental Health Center
 ICF/IID - Intermediate Care Facilities for Individuals with Intellectual Disabilities

Table 7B - ICF/IID Bed, Reasons Individuals Not Transitioned by CMHC Region

CMHC Region / County / Facility	Family / Guardian Objection	Waiver Slots Unavailable	Required Services Unavailable	Willing Provider Unavailable	Other Reason Not Transitioned	Totals
Kings Daughters Rehab and Skilled Nursing Facility	0	0	0	0	0	0
Kingsbrook Lifecare Center	0	0	0	0	0	0
BOYD County Total:	0	0	0	0	0	0
CARTER						
Carter Nursing and Rehabilitation Center	0	0	0	0	0	0
CARTER County Total:	0	0	0	0	0	0
ELLIOTT						
Elliott Nursing and Rehabilitation Center	0	0	0	0	0	0
ELLIOTT County Total:	0	0	0	0	0	0
GREENUP						
Oakmont Manor	0	0	0	0	0	0
South Shore Nursing and Rehabilitation Center	0	0	0	0	0	0
Trinity Station Retirement Community	0	0	0	0	0	0
Wurtland Nursing and Rehabilitation Center	0	0	0	0	0	0
GREENUP County Total:	0	0	0	0	0	0
LAWRENCE						
The Jordan Center	0	0	0	0	0	0
LAWRENCE County Total:	0	0	0	0	0	0
MENIFEE						
Edgewood Estates	0	0	0	0	0	0
MENIFEE County Total:	0	0	0	0	0	0

Table 7B - ICF/IID Bed, Reasons Individuals Not Transitioned by CMHC Region

CMHC Region / County / Facility	Family / Guardian Objection	Waiver Slots Unavailable	Required Services Unavailable	Willing Provider Unavailable	Other Reason Not Transitioned	Totals
MONTGOMERY						
Regency Memory Care	0	0	0	0	0	0
Windsor Care Center	0	0	0	0	0	0
MONTGOMERY County Total:	0	0	0	0	0	0
MORGAN						
West Liberty Nursing and Rehabilitation Center	1	0	0	0	0	1
MORGAN County Total:	1	0	0	0	0	1
ROWAN						
Life Care Center of Morehead	0	0	0	0	0	0
ROWAN County Total:	0	0	0	0	0	0
Pathways CMHC Total:	1	0	0	0	0	1
Pennyroyal						
CALDWELL						
Highland Homes I LLC	0	0	0	0	0	0
Princeton Health and Rehab Center	0	0	0	0	0	0
CALDWELL County Total:	0	0	0	0	0	0
CHRISTIAN						
Bradford Heights Health and Rehab Center	0	0	0	0	0	0
Christian County Manor I LLC	0	0	0	0	0	0
Christian Health Center, Hopkinsville	0	0	0	0	0	0
Christian Heights Nursing and Rehabilitation Center	0	0	0	0	0	0
Outwood ICF/IID	0	0	0	0	1	1
Pennyrile I LLC	0	0	0	0	0	0
Western State Nursing Facility	0	0	0	0	0	0
CHRISTIAN County Total:	0	0	0	0	1	1

CMHC – Community Mental Health Center
 ICF/IID - Intermediate Care Facilities for Individuals with Intellectual Disabilities

Table 7B - ICF/IID Bed, Reasons Individuals Not Transitioned by CMHC Region

CMHC Region / County / Facility	Family / Guardian Objection	Waiver Slots Unavailable	Required Services Unavailable	Willing Provider Unavailable	Other Reason Not Transitioned	Totals
CRITTENDEN						
Crittenden County Health and Rehabilitation Center	0	0	0	0	0	0
CRITTENDEN County Total:	0	0	0	0	0	0
HOPKINS						
Baptist Health Deaconess Madisonville (LTC)	0	0	0	0	0	0
Brighton Cornerstone Health Care	0	0	0	0	0	0
Hillside Nursing and Rehabilitation Center	0	0	0	0	0	0
Joseph Eddie Ballard W. Kentucky Veterans Ctr.	0	0	0	0	0	0
Madisonville Health and Rehabilitation	0	0	0	0	0	0
Madisonville Rest Home I LLC	0	0	0	0	0	0
Ridgewood Terrace Nursing Home	0	0	0	0	0	0
The Homestead	0	0	0	0	0	0
HOPKINS County Total:	0	0	0	0	0	0
LYON						
Landmark of Kuttawa	0	0	0	0	0	0
Rivers Bend Retirement Community	0	0	0	0	0	0
LYON County Total:	0	0	0	0	0	0
MUHLENBERG						
Greenville Nursing and Rehabilitation	0	0	0	0	0	0
Maple Health and Rehabilitation	0	0	0	0	0	0
Owensboro Health Muhlenberg Community Hospital Long Term Care	0	0	0	0	0	0
Sparks Nursing Center	0	0	0	0	0	0
MUHLENBERG County Total:	0	0	0	0	0	0

Table 7B - ICF/IID Bed, Reasons Individuals Not Transitioned by CMHC Region

CMHC Region / County / Facility	Family / Guardian Objection	Waiver Slots Unavailable	Required Services Unavailable	Willing Provider Unavailable	Other Reason Not Transitioned	Totals
TODD						
Hearthstone Place	0	0	0	0	0	0
TODD County Total:	0	0	0	0	0	0
TRIGG						
Better Senior Living I, LLC	0	0	0	0	0	0
Shady Lawn Nursing and Rehabilitation Center	0	0	0	0	0	0
TRIGG County Total:	0	0	0	0	0	0
Pennyroyal CMHC Total:	0	0	0	0	1	1
River Valley						
DAVIESS						
Carmel Home	0	0	0	0	0	0
Chautauqua Health and Rehab	0	0	0	0	0	0
Davco Rest Home	0	0	0	0	0	0
Fern Terrace of Owensboro, LLC	0	0	0	0	0	0
Hermitage Care and Rehabilitation Center	0	0	0	0	0	0
Signature Healthcare at Hillcrest	0	0	0	0	0	0
The Transitional Care Center of Owensboro	0	0	0	0	0	0
Twin Rivers Nursing and Rehab Center	0	0	0	0	0	0
Wellington Parc of Owensboro	0	0	0	0	0	0
Wendell Fosters Campus for Dev. Disabilities	0	1	0	0	0	1
DAVIESS County Total:	0	1	0	0	0	1

Table 7B - ICF/IID Bed, Reasons Individuals Not Transitioned by CMHC Region

CMHC Region / County / Facility	Family / Guardian Objection	Waiver Slots Unavailable	Required Services Unavailable	Willing Provider Unavailable	Other Reason Not Transitioned	Totals
HANCOCK						
Heartland Villa Nursing and Rehabilitation Center	0	0	0	0	0	0
Lewisport Rest Home I LLC	0	0	0	0	0	0
HANCOCK County Total:	0	0	0	0	0	0
HENDERSON						
Henderson Manor	0	0	0	0	0	0
Henderson Nursing and Rehabilitation Center	0	0	0	0	0	0
HENDERSON County Total:	0	0	0	0	0	0
MCLEAN						
Riverside Care and Rehab Ctr.	0	0	0	0	0	0
MCLEAN County Total:	0	0	0	0	0	0
OHIO						
Beaver Dam Nursing and Rehab Center	0	0	0	0	0	0
Fordsville Nursing and Rehabilitation Center	0	0	0	0	0	0
Signature Healthcare of Hartford Rehab and Wellnes	0	0	0	0	0	0
OHIO County Total:	0	0	0	0	0	0
UNION						
Breckinridge Place	0	0	0	0	0	0
Morganfield Nursing and Rehabilitation Center	0	0	0	0	0	0
UNION County Total:	0	0	0	0	0	0

Table 7B - ICF/IID Bed, Reasons Individuals Not Transitioned by CMHC Region

CMHC Region / County / Facility	Family / Guardian Objection	Waiver Slots Unavailable	Required Services Unavailable	Willing Provider Unavailable	Other Reason Not Transitioned	Totals
WEBSTER						
Redbanks Colonial Terrace	0	0	0	0	0	0
Shemwell Nursing Home	0	0	0	0	0	0
WEBSTER County Total:	0	0	0	0	0	0
River Valley CMHC Total:	0	1	0	0	0	1
Seven Counties						
BULLITT						
Bedrock HC at Green Meadows	0	0	0	0	0	0
Colonial House of Shepherdsville	0	0	0	0	0	0
Meadows ICF/IID	3	0	0	0	0	3
BULLITT County Total:	3	0	0	0	0	3
HENRY						
Cedar Lake Lodge Park Place I	0	0	0	0	0	0
Cedar Lake Lodge Park Place II	0	0	0	0	0	0
New Castle Nursing and Rehab	0	0	0	0	0	0
HENRY County Total:	0	0	0	0	0	0
JEFFERSON						
Barton House of Louisville 1	0	0	0	0	0	0
Bingham Gardens	4	0	0	0	0	4
Cherokee Park Rehabilitation	0	0	0	0	0	0
Clifton Heights	0	0	0	0	0	0
Crescent Grove Memory and Personal Care Community and Sam Swope Center	0	0	0	0	0	0
Del Maria ICF/IID	3	0	0	0	0	3
Eastern Star Home in KY	0	0	0	0	0	0
Essex Nursing and Rehabilitation Center	0	0	0	0	0	0
Forest Springs Health Campus	0	0	0	0	0	0
Franciscan Health Care Center	0	0	0	0	0	0

CMHC – Community Mental Health Center
 ICF/IID - Intermediate Care Facilities for Individuals with Intellectual Disabilities

Table 7B - ICF/IID Bed, Reasons Individuals Not Transitioned by CMHC Region

CMHC Region / County / Facility	Family / Guardian Objection	Waiver Slots Unavailable	Required Services Unavailable	Willing Provider Unavailable	Other Reason Not Transitioned	Totals
Glen Ridge Health Campus	0	0	0	0	0	0
Hallmark House Louisville II	0	0	0	0	0	0
Hazelwood Center	20	0	0	0	0	20
Highlands Nursing and Rehabilitation Center	0	0	0	0	3	3
Home of the Innocents	0	0	0	0	0	0
Jeffersontown Rehabilitation	0	0	0	0	0	0
Kindred Hospital - Louisville (SNF)	0	0	0	0	0	0
Klondike Nursing and Rehabilitation Center	0	0	0	0	0	0
Landmark of Iroquois Park and Nursing Center	0	0	0	0	0	0
Landmark of Louisville Rehab and Nursing	0	0	0	0	0	0
Landmark of River City Rehabilitation and Nursing	0	0	0	0	0	0
Little Sisters of the Poor	0	0	0	0	0	0
Louisville East Post Acute	0	0	0	0	0	0
Louisville Protestant Altenheim	0	0	0	0	0	0
Lyndon Crossing	0	0	0	0	0	0
Nazareth Home	0	0	0	0	0	0
Nazareth Home Clifton	0	0	0	0	0	0
Park Terrace Health Campus	0	0	0	0	0	0
Regency Center	0	0	0	0	0	0
River Oaks Post Acute and Rehabilitation Center	0	0	0	0	0	0
Rivers Edge Nursing and Rehabilitation Center	0	0	0	0	0	0
Seneca Place	0	0	0	0	0	0
Signature Healthcare at Jefferson Manor Rehab	0	0	0	0	0	0
Signature Healthcare at Jefferson Place Rehab	0	0	0	0	0	0

CMHC – Community Mental Health Center
 ICF/IID - Intermediate Care Facilities for Individuals with Intellectual Disabilities

Table 7B - ICF/IID Bed, Reasons Individuals Not Transitioned by CMHC Region

CMHC Region / County / Facility	Family / Guardian Objection	Waiver Slots Unavailable	Required Services Unavailable	Willing Provider Unavailable	Other Reason Not Transitioned	Totals
Signature Healthcare at Rockford Rehab	0	0	0	0	0	0
Signature Healthcare at Summerfield Rehab and Wellness	0	0	0	0	0	0
Signature Healthcare of East Louisville	0	0	0	0	0	0
Signature Healthcare of South Louisville	0	0	0	0	0	0
St. Matthews Transitional Care	0	0	0	0	0	0
Sycamore Heights Health and Rehab	0	0	0	0	0	0
The Episcopal Church Home	0	0	0	0	0	0
The Springs at Stony Brook	0	0	0	0	0	0
The Willows at Springhurst	0	0	0	0	0	0
Treyton Oaks Towers	0	0	0	0	0	0
Valhalla Post Acute	0	0	0	0	0	0
Wesley Manor	0	0	0	0	0	0
Westminster Terrace	0	0	0	0	0	0
Westport Place Health Campus	0	0	0	0	0	0
JEFFERSON County Total:	27	0	0	0	3	30
OLDHAM						
Cedar Lake Lodge	0	0	0	0	0	0
Cedar Lake Lodge Sycamore Run I	0	0	0	0	0	0
Cedar Lake Lodge Sycamore Run II	0	0	0	0	0	0
Friendship Health and Rehab	0	0	0	0	0	0
Richwood Nursing and Rehab	0	0	0	0	0	0
The Springs at Oldham Reserve	0	0	0	0	0	0
Windsong ICF/IID	3	0	0	0	0	3
OLDHAM County Total:	3	0	0	0	0	3

CMHC – Community Mental Health Center
 ICF/IID - Intermediate Care Facilities for Individuals with Intellectual Disabilities

Table 7B - ICF/IID Bed, Reasons Individuals Not Transitioned by CMHC Region

CMHC Region / County / Facility	Family / Guardian Objection	Waiver Slots Unavailable	Required Services Unavailable	Willing Provider Unavailable	Other Reason Not Transitioned	Totals
SHELBY						
Colonial Manor	0	0	0	0	0	0
Crestview Center	0	0	0	0	0	0
Maple Grove Senior Living LLC	0	0	0	0	0	0
SHELBY County Total:	0	0	0	0	0	0
SPENCER						
Signature Healthcare of Spencer County	0	0	0	0	0	0
SPENCER County Total:	0	0	0	0	0	0
TRIMBLE						
Bedford Springs Health and Rehabilitation	0	0	0	0	0	0
TRIMBLE County Total:	0	0	0	0	0	0
Seven Counties CMHC Total:	33	0	0	0	3	36
State Total	36	2	0	31	7	76

CMHC – Community Mental Health Center
 ICF/IID - Intermediate Care Facilities for Individuals with Intellectual Disabilities

KENTUCKY ANNUAL LONG-TERM CARE SERVICES REPORT



KENTUCKY CABINET FOR
HEALTH AND FAMILY SERVICES

SECTION II: PAYOR SOURCE DATA

2024 ANNUAL KENTUCKY LONG TERM CARE UTILIZATION AND SERVICE REPORT

Table 8 - Payor Source- Nursing Facility Beds

Number of Patient Days by Primary Payor Source

ADD / Facility	Medicare	Medicaid	Private	Other	Total
ADD:1					
BALLARD					
Life Care Center of LaCenter	2,857	13,794	4,179	1,205	22,035
BALLARD County Total:	2,857	13,794	4,179	1,205	22,035
CALLOWAY					
Spring Creek Post Acute and Rehab	7,206	29,059	7,610	3,705	47,580
CALLOWAY County Total:	7,206	29,059	7,610	3,705	47,580
CARLISLE					
Countryside Center	1,616	14,256	1,095	935	17,902
CARLISLE County Total:	1,616	14,256	1,095	935	17,902
FULTON					
Fulton Nursing and Rehab	1,671	15,957	1,102	380	19,110
FULTON County Total:	1,671	15,957	1,102	380	19,110
GRAVES					
Green Acres Health Care	2,284	14,892	2,695	1,055	20,926
Mayfield Health and Rehabilitation	0	0	0	0	0
Mills Nursing and Rehabilitation	3,700	25,532	4,691	2,491	36,414
GRAVES County Total:	5,984	40,424	7,386	3,546	57,340
HICKMAN					
Clinton Hickman County Nursing Facility	1,019	8,488	3,026	768	13,301
Clinton Place	1,726	22,677	2,419	2,780	29,602
HICKMAN County Total:	2,745	31,165	5,445	3,548	42,903
MARSHALL					
Calvert City Convalescent Center	5,367	17,666	9,838	288	33,159
Lake Way Nursing and Rehabilitation Center	3,224	19,438	3,606	2,599	28,867
Oakview Nursing and Rehabilitation Center	2,723	19,858	3,245	3,224	29,050
MARSHALL County Total:	11,314	56,962	16,689	6,111	91,076
MCCRACKEN					
Baptist Health Paducah (LTC)	0	0	0	0	0
Parkview Nursing and Rehabilitation Center (Paducah)	12,771	38,512	10,640	1,727	63,650
Providence Pointe Healthcare	8,290	14,221	5,292	3,387	31,190

Table 8 - Payor Source- Nursing Facility Beds

Number of Patient Days by Primary Payor Source

ADD / Facility	Medicare	Medicaid	Private	Other	Total
River Haven Nursing and Rehab	3,317	23,724	1,291	939	29,271
Stonecreek Health and Rehab	3,151	21,959	891	4,985	30,986
MCCRACKEN County Total:	27,529	98,416	18,114	11,038	155,097
ADD: 1 Total	60,922	300,033	61,620	30,468	453,043
ADD:2					
CALDWELL					
Princeton Health and Rehab Center	2,938	27,651	4,965	567	36,121
CALDWELL County Total:	2,938	27,651	4,965	567	36,121
CHRISTIAN					
Bradford Heights Health and Rehab Center	3,205	26,348	3,056	1,526	34,135
Christian Health Center, Hopkinsville	5,223	21,342	6,107	3,021	35,693
Christian Heights Nursing and Rehabilitation Center	1,870	18,691	188	1	20,750
Covingtons Convalescent Center	0	0	0	0	0
Western State Nursing Facility	0	15,881	0	4,243	20,124
CHRISTIAN County Total:	10,298	82,262	9,351	8,791	110,702
CRITTENDEN					
Crittenden County Health and Rehabilitation Center	871	16,084	1,543	2,426	20,924
CRITTENDEN County Total:	871	16,084	1,543	2,426	20,924
HOPKINS					
Baptist Health Deaconess Madisonville (LTC)	0	0	0	0	0
Brighton Cornerstone Health Care	1,296	9,558	1,358	127	12,339
Dawson Springs Health and Rehab Ctr	1,607	16,338	914	0	18,859
Hillside Nursing and Rehabilitation Center	3,124	14,278	1,859	1,212	20,473
Joseph Eddie Ballard W. Kentucky Veterans Ctr.	276	11,834	8,357	6,993	27,460
Madisonville Health and Rehabilitation	2,943	25,409	1,778	2,355	32,485
Ridgewood Terrace Nursing Home	2,617	28,615	4,493	1,649	37,374
Tradewater Pointe	1,958	14,409	528	16	16,911
HOPKINS County Total:	13,821	120,441	19,287	12,352	165,901
LIVINGSTON					
Salem Springlake Health and Rehabilitation Center	1,050	12,768	4,237	925	18,980
LIVINGSTON County Total:	1,050	12,768	4,237	925	18,980

Table 8 - Payor Source- Nursing Facility Beds

Number of Patient Days by Primary Payor Source

ADD / Facility	Medicare	Medicaid	Private	Other	Total
LYON					
Landmark of Kuttawa	1,664	14,530	1,420	641	18,255
Rivers Bend Retirement Community	2,935	6,105	3,675	841	13,556
LYON County Total:	4,599	20,635	5,095	1,482	31,811
MUHLENBERG					
Greenville Nursing and Rehabilitation	1,984	15,497	2,581	1,069	21,131
Maple Health and Rehabilitation	4,961	26,969	759	401	33,090
Owensboro Health Muhlenberg Community Hospital Long Term Care	1,504	9,956	1,605	0	13,065
MUHLENBERG County Total:	8,449	52,422	4,945	1,470	67,286
TODD					
Hearthstone Place	1,521	14,769	1,305	0	17,595
TODD County Total:	1,521	14,769	1,305	0	17,595
TRIGG					
Shady Lawn Nursing and Rehabilitation Center	740	12,203	1,846	1,619	16,408
TRIGG County Total:	740	12,203	1,846	1,619	16,408
ADD: 2 Total	44,287	359,235	52,574	29,632	485,728
ADD:3					
DAVIESS					
Carmel Home	705	3,643	2,103	6,437	12,888
Chautauqua Health and Rehab	2,450	37,754	1,472	49	41,725
Hermitage Care and Rehabilitation Center	2,822	18,726	4,934	187	26,669
Signature Healthcare at Hillcrest	5,923	33,876	3,603	4,360	47,762
The Transitional Care Center of Owensboro	4,663	0	0	90	4,753
Twin Rivers Nursing and Rehab Center	1,900	30,584	1,476	160	34,120
Wellington Parc of Owensboro	72	0	7,161	0	7,233
DAVIESS County Total:	18,535	124,583	20,749	11,283	175,150
HANCOCK					
Heartland Villa Nursing and Rehabilitation Center	1,981	10,631	1,636	1,384	15,632
HANCOCK County Total:	1,981	10,631	1,636	1,384	15,632
HENDERSON					
Henderson Nursing and Rehabilitation Center	1,696	25,155	369	1,004	28,224
Redbanks	5,358	35,107	7,089	2,154	49,708
HENDERSON County Total:	7,054	60,262	7,458	3,158	77,932

Table 8 - Payor Source- Nursing Facility Beds

Number of Patient Days by Primary Payor Source

ADD / Facility	Medicare	Medicaid	Private	Other	Total
MCLEAN					
Riverside Care and Rehab Ctr.	1,370	20,266	1,688	2,864	26,188
MCLEAN County Total:	1,370	20,266	1,688	2,864	26,188
OHIO					
Beaver Dam Nursing and Rehab Center	1,644	16,979	1,480	80	20,183
Fordsville Nursing and Rehabilitation Center	945	20,263	524	146	21,878
Signature Healthcare of Hartford Rehab and Wellnes	4,717	24,503	1,671	0	30,891
OHIO County Total:	7,306	61,745	3,675	226	72,952
UNION					
Breckinridge Place	541	3,730	1,190	82	5,536
Morganfield Nursing and Rehabilitation Center	1,308	17,179	1,517	398	20,402
UNION County Total:	1,849	20,909	2,707	480	25,938
WEBSTER					
Redbanks Colonial Terrace	1,760	18,839	2,705	994	24,298
WEBSTER County Total:	1,760	18,839	2,705	994	24,298
ADD: 3 Total	39,855	317,235	40,618	20,389	418,090
ADD:4					
ALLEN					
Cal Turner Rehab and Specialty Care	2,370	31,922	4,663	35	38,990
ALLEN County Total:	2,370	31,922	4,663	35	38,990
BARREN					
Barren County Nursing and Rehab	2,199	18,177	4,356	3,200	27,932
Glasgow State Nursing Facility	0	14,966	4,025	1,098	20,089
Glenview Health Care Facility	1,643	18,022	479	0	20,144
NHC HealthCare, Glasgow	7,166	38,168	9,605	0	54,939
Signature Healthcare of Glasgow Rehab and Wellness Center	1,895	15,583	1,971	2,072	21,521
T.J. Samson Community Hospital Skilled Nursing Unit	2,652	0	0	145	2,797
BARREN County Total:	15,555	104,916	20,436	6,515	147,422
BUTLER					
Morgantown Care and Rehabilitation Center	4,130	35,542	2,717	0	42,389
BUTLER County Total:	4,130	35,542	2,717	0	42,389

Table 8 - Payor Source- Nursing Facility Beds

Number of Patient Days by Primary Payor Source

ADD / Facility	Medicare	Medicaid	Private	Other	Total
EDMONSON					
Edmonson Nursing and Rehabilitation Center	1,397	19,894	3,124	1,222	25,637
EDMONSON County Total:	1,397	19,894	3,124	1,222	25,637
HART					
Signature Healthcare of Hart County	4,013	25,585	2,446	0	32,044
HART County Total:	4,013	25,585	2,446	0	32,044
LOGAN					
Auburn Health Care	1,254	12,911	2,833	0	16,998
Creekwood Place Nursing and Rehab Center	5,672	25,438	2,426	0	33,536
LOGAN County Total:	6,926	38,349	5,259	0	50,534
METCALFE					
Metcalfe Health Care Center	1,980	17,264	2,336	550	22,130
METCALFE County Total:	1,980	17,264	2,336	550	22,130
MONROE					
Signature HealthCare of Monroe County Rehab	5,016	22,461	1,799	0	29,276
MONROE County Total:	5,016	22,461	1,799	0	29,276
SIMPSON					
Franklin-Simpson Nursing and Rehabilitation	1,763	24,667	1,746	346	28,522
SIMPSON County Total:	1,763	24,667	1,746	346	28,522
WARREN					
Bowling Green Nursing and Rehabilitation	1,146	16,354	1,492	791	19,783
Christian Health Center of Bowling Green	4,563	1,460	1,390	639	8,052
Colonial Nursing and Rehabilitation Center	2,021	12,287	1,810	484	16,602
Greenwood Nursing and Rehabilitation	9,993	28,335	5,173	0	43,501
Hopkins Nursing and Rehabilitation Center	1,102	10,402	4,875	0	16,379
Signature Healthcare of Bowling Green	10,847	33,392	2,247	0	46,486
WARREN County Total:	29,672	102,230	16,987	1,914	150,803
ADD: 4 Total	72,822	422,830	61,513	10,582	567,747
ADD:5					
BRECKINRIDGE					
Breckinridge Memorial Nursing Facility	25	5,671	881	0	6,577
Hardinsburg Nursing and Rehabilitation	1,653	18,247	900	1,093	21,893
BRECKINRIDGE County Total:	1,678	23,918	1,781	1,093	28,470

Table 8 - Payor Source- Nursing Facility Beds

Number of Patient Days by Primary Payor Source

ADD / Facility	Medicare	Medicaid	Private	Other	Total
GRAYSON					
Grayson Nursing and Rehab Center	3,265	19,055	2,806	46	25,172
Spring View Health and Rehab Center	1,830	18,599	4,209	0	24,638
GRAYSON County Total:	5,095	37,654	7,015	46	49,810
HARDIN					
Baptist Health Hardin (NF)	3,920	0	20	5	3,945
Elizabethtown Nursing and Rehab	1,999	17,091	444	0	19,534
Helmwood Healthcare Ctr. and Elizabeth Sanford Swope Personal Care	1,440	9,733	6,351	1,340	18,864
Kensington Nursing and Rehabilitation Center	1,879	22,042	1,492	573	25,986
Radcliff Veterans Center	189	1,868	4,507	14,534	21,098
Signature Healthcare at North Hardin Rehab	4,043	29,153	3,089	8,067	44,352
Signature Healthcare of Elizabethtown	9,321	21,830	4,174	7,410	42,735
HARDIN County Total:	22,791	101,717	20,077	31,929	176,514
LARUE					
Sunrise Manor Nursing Home	3,086	34,655	4,051	2,567	44,359
LARUE County Total:	3,086	34,655	4,051	2,567	44,359
MARION					
Loretto Living Ctr. at Loretto Motherhouse Infirmary, Inc.	845	9,517	6,837	0	17,199
The Village of Lebanon II, LLC (NF)	2,495	11,400	3,863	50	17,808
MARION County Total:	3,340	20,917	10,700	50	35,007
MEADE					
Brandenburg Nursing and Rehabilitation	1,553	16,420	1,213	835	20,021
MEADE County Total:	1,553	16,420	1,213	835	20,021
NELSON					
Flaget Memorial Hospital NF	0	0	0	0	0
Landmark of Bardstown Rehab and Nursing	1,652	22,461	3,355	329	27,797
Signature Healthcare at Colonial Rehab	3,448	14,734	1,216	0	19,398
NELSON County Total:	5,100	37,195	4,571	329	47,195
WASHINGTON					
Sansbury Care Center	328	14,598	1,647	0	16,573
Springfield Nursing and Rehabilitation Center	1,331	18,748	758	604	21,441
WASHINGTON County Total:	1,659	33,346	2,405	604	38,014
ADD: 5 Total	44,302	305,822	51,813	37,453	439,390

Table 8 - Payor Source- Nursing Facility Beds

Number of Patient Days by Primary Payor Source

ADD / Facility	Medicare	Medicaid	Private	Other	Total
ADD:6					
BULLITT					
Bedrock HC at Green Meadows	4,687	23,414	4,310	0	32,411
Sanders Ridge Health Campus	4,799	7,528	4,850	1,611	18,788
BULLITT County Total:	9,486	30,942	9,160	1,611	51,199
HENRY					
New Castle Nursing and Rehab	2,103	16,610	364	25	19,102
HENRY County Total:	2,103	16,610	364	25	19,102
JEFFERSON					
Cherokee Park Rehabilitation	1,804	24,070	2,794	4,982	33,650
Clifton Heights	567	12,159	219	0	12,945
Crescent Grove Memory and Personal Care Community and Sam Swope Center	6,790	18,129	17,632	3,870	46,421
Essex Nursing and Rehabilitation Center	4,358	34,014	3,193	0	41,565
Forest Springs Health Campus	6,928	3,152	8,835	123	19,038
Franciscan Health Care Center	12,476	12,608	5,294	0	30,378
Glen Ridge Health Campus	5,990	5,226	5,567	4,704	21,487
Highlands Nursing and Rehabilitation Center	168	49,030	3,995	592	53,785
Hillcreek Rehabilitation and Care	0	0	0	0	0
Home of the Innocents	0	27,215	0	0	27,215
Jeffersontown Rehabilitation	3,737	25,563	2,737	60	32,097
Kindred Hospital - Louisville (SNF)	606	11,706	2,506	0	14,818
Klondike Nursing and Rehabilitation Center	661	18,205	1,350	742	20,958
Landmark of Iroquois Park and Nursing Center	1,194	28,250	1,261	1,363	32,068
Landmark of Louisville Rehab and Nursing	3,200	54,129	3,108	4,460	64,897
Landmark of River City Rehabilitation and Nursing	579	28,288	265	0	29,132
Little Sisters of the Poor	237	11,392	1	610	12,240
Louisville East Post Acute	3,522	44,906	4,450	8,953	61,831
Lyndon Crossing	748	14,886	183	484	16,301
Nazareth Home	6,848	16,378	17,074	0	40,300
Nazareth Home Clifton	8,030	17,155	14,600	0	39,785
Park Terrace Health Campus	10,325	11,351	6,451	0	28,127
Regency Center	2,270	31,310	2,375	1,278	37,233
Regis Woods	0	0	0	0	0

Table 8 - Payor Source- Nursing Facility Beds

Number of Patient Days by Primary Payor Source

ADD / Facility	Medicare	Medicaid	Private	Other	Total
River Oaks Post Acute and Rehabilitation Center	4,319	34,551	3,023	1,295	43,188
Rivers Edge Nursing and Rehabilitation Center	2,555	28,105	2,555	365	33,580
Seneca Place	3,504	30,688	4,449	958	39,599
Signature Healthcare at Glenview	0	0	0	0	0
Signature Healthcare at Jefferson Manor Rehab	1,879	22,838	2,002	3,264	29,983
Signature Healthcare at Jefferson Place Rehab	5,156	7,651	9,005	8,397	30,209
Signature Healthcare at Meadowview Rehab	0	0	0	0	0
Signature Healthcare at Rockford Rehab	749	30,576	1,543	3,267	36,135
Signature Healthcare at Summerfield Rehab and Wellness	9,886	23,279	1,960	2,903	38,028
Signature Healthcare at U of L Mary and Elizabeth Hosp.	0	0	0	0	0
Signature Healthcare of East Louisville	4,987	29,698	4,926	0	39,611
Signature Healthcare of South Louisville	2,915	17,617	10,565	361	31,458
St. Matthews Transitional Care	0	0	0	0	0
Sycamore Heights Health and Rehab	1,864	24,621	1,053	0	27,538
The Episcopal Church Home	4,392	1,464	3,294	0	9,150
The Springs at Stony Brook	5,466	6,784	5,811	605	18,666
The Willows at Springhurst	7,359	7,931	2,356	5	17,651
Treyton Oaks Towers	2,505	8,844	5,420	0	16,769
Valhalla Post Acute	8,721	39,017	5,858	0	53,596
Wesley Manor	652	18,935	3,125	58	22,770
Westminster Terrace	0	0	0	0	0
Westport Place Health Campus	11,447	1,943	7,070	42	20,502
JEFFERSON County Total:	159,394	833,664	177,905	53,741	1,224,704
OLDHAM					
Friendship Health and Rehab	0	0	0	0	0
Richwood Nursing and Rehab	2,361	31,967	2,778	3,295	40,401
The Springs at Oldham Reserve	6,776	1,561	6,133	0	14,470
OLDHAM County Total:	9,137	33,528	8,911	3,295	54,871
SHELBY					
Crestview Center	2,681	14,045	2,318	1,358	20,402
Maple Grove Senior Living LLC	2,061	18,625	6,191	1,637	28,514
SHELBY County Total:	4,742	32,670	8,509	2,995	48,916

Table 8 - Payor Source- Nursing Facility Beds

Number of Patient Days by Primary Payor Source

ADD / Facility	Medicare	Medicaid	Private	Other	Total
SPENCER					
Signature Healthcare of Spencer County	1,451	23,666	5,763	601	31,481
SPENCER County Total:	1,451	23,666	5,763	601	31,481
TRIMBLE					
Bedford Springs Health and Rehabilitation	1,011	15,305	889	13	17,218
TRIMBLE County Total:	1,011	15,305	889	13	17,218
ADD: 6 Total	187,324	986,385	211,501	62,281	1,447,491
ADD:7					
BOONE					
Belmont Terrace Nursing and Rehabilitation Center	3,397	43,350	495	0	47,242
Boonespring Transitional Care Center	10,831	32,671	7,605	133	51,240
Florence Park Care Center	1,952	30,240	1,344	9,652	43,188
St. Elizabeth Edgewood SNF	2,842	0	4,262	0	7,104
BOONE County Total:	19,022	106,261	13,706	9,785	148,774
CAMPBELL					
Carmel Manor	1,213	19,171	9,804	2,026	32,214
Coldspring Transitional Care Center	4,644	32,546	3,650	5,817	46,657
Highlandspring of Ft. Thomas	3,270	30,260	8,559	4,137	46,226
St. Elizabeth Ft. Thomas SNF	2,138	0	3,207	0	5,345
The Seasons at Alexandria	7,423	21,873	9,993	0	39,289
CAMPBELL County Total:	18,688	103,850	35,213	11,980	169,731
CARROLL					
Signature Healthcare of Carrollton Rehab	2,248	19,768	667	9	22,692
CARROLL County Total:	2,248	19,768	667	9	22,692
GALLATIN					
Gallatin Nursing and Rehab	2,945	34,037	3,797	0	40,779
GALLATIN County Total:	2,945	34,037	3,797	0	40,779
GRANT					
Grant Healthcare and Rehabilitation	1,847	27,241	448	808	30,344
GRANT County Total:	1,847	27,241	448	808	30,344
KENTON					
Emerald Trace	12,020	0	9,286	0	21,306
Madonna Manor	5,467	7,309	6,642	446	19,864
Rosedale Green	2,548	40,040	12,751	0	55,339
The Pavilion at Kenton	2,439	22,527	1,275	2,544	28,785

Table 8 - Payor Source- Nursing Facility Beds

Number of Patient Days by Primary Payor Source

ADD / Facility	Medicare	Medicaid	Private	Other	Total
Village Care Center	3,377	23,240	5,416	183	32,216
Villaspring of Erlanger	3,473	31,502	5,344	7,076	47,395
Woodcrest Nursing and Rehabilitation Center	1,708	33,843	2,264	4,084	41,899
KENTON County Total:	31,032	158,461	42,978	14,333	246,804
OWEN					
Owenton Healthcare and Rehabilitation	2,624	26,155	1,387	0	30,166
OWEN County Total:	2,624	26,155	1,387	0	30,166
PENDLETON					
River Valley Nursing Home	1,416	12,450	3,215	0	17,081
PENDLETON County Total:	1,416	12,450	3,215	0	17,081
ADD: 7 Total	79,822	488,223	101,411	36,915	706,371
ADD:8					
BRACKEN					
Perkins Country Manor	1,830	7,835	484	97	10,246
BRACKEN County Total:	1,830	7,835	484	97	10,246
FLEMING					
Pioneer Trace Nursing Home	2,116	20,758	4,058	310	27,242
FLEMING County Total:	2,116	20,758	4,058	310	27,242
LEWIS					
Vanceburg Hills	1,401	26,140	1,064	3,571	32,176
LEWIS County Total:	1,401	26,140	1,064	3,571	32,176
MASON					
Maysville Nursing and Rehabilitation Facility	6,994	30,591	5,238	2,012	44,835
MASON County Total:	6,994	30,591	5,238	2,012	44,835
ROBERTSON					
Robertson County Health Care Facility	1,856	15,450	3,065	776	21,147
ROBERTSON County Total:	1,856	15,450	3,065	776	21,147
ADD: 8 Total	14,197	100,774	13,909	6,766	135,646
ADD:9					
BATH					
Ridgeway Nursing and Rehabilitation	1,860	27,300	3,467	1,186	33,813
BATH County Total:	1,860	27,300	3,467	1,186	33,813
MENIFEE					
Edgewood Estates	1,144	13,926	1,274	0	16,344
MENIFEE County Total:	1,144	13,926	1,274	0	16,344

Table 8 - Payor Source- Nursing Facility Beds

Number of Patient Days by Primary Payor Source

ADD / Facility	Medicare	Medicaid	Private	Other	Total
MONTGOMERY					
Windsor Care Center	7,303	28,935	7,367	0	43,605
MONTGOMERY County Total:	7,303	28,935	7,367	0	43,605
MORGAN					
West Liberty Nursing and Rehabilitation Center	1,318	13,090	1,442	484	16,334
MORGAN County Total:	1,318	13,090	1,442	484	16,334
ROWAN					
Life Care Center of Morehead	3,931	25,365	2,602	158	32,056
St. Claire Medical Center TCU	0	0	0	0	0
ROWAN County Total:	3,931	25,365	2,602	158	32,056
ADD: 9 Total	15,556	108,616	16,152	1,828	142,152
ADD:10					
BOYD					
Boyd Nursing and Rehabilitation Center	1,905	17,048	1,185	928	21,066
Kings Daughters Rehab and Skilled Nursing Facility	0	0	0	0	0
Kingsbrook Lifecare Center	10,966	29,918	6,422	0	47,306
Woodland Oaks	8,105	26,715	4,223	50	39,093
BOYD County Total:	20,976	73,681	11,830	978	107,465
CARTER					
Carter Nursing and Rehabilitation Center	5,404	35,663	1,286	0	42,353
CARTER County Total:	5,404	35,663	1,286	0	42,353
ELLIOTT					
Elliott Nursing and Rehabilitation Center	3,614	20,364	1,771	44	25,793
ELLIOTT County Total:	3,614	20,364	1,771	44	25,793
GREENUP					
Oakmont Manor	4,354	18,785	2,583	3,953	29,675
South Shore Nursing and Rehabilitation Center	1,656	15,272	1,730	728	19,386
Wurtland Nursing and Rehabilitation Center	3,887	34,634	2,167	0	40,688
GREENUP County Total:	9,897	68,691	6,480	4,681	89,749
LAWRENCE					
The Jordan Center	1,933	20,263	2,838	417	25,451
LAWRENCE County Total:	1,933	20,263	2,838	417	25,451
ADD: 10 Total	41,824	218,662	24,205	6,120	290,811

Table 8 - Payor Source- Nursing Facility Beds

Number of Patient Days by Primary Payor Source

ADD / Facility	Medicare	Medicaid	Private	Other	Total
ADD:11					
FLOYD					
Highlands ARH Regional Medical Center (NF)	0	0	0	0	0
Prestonsburg Health Care Center	1,098	9,552	806	6,073	17,529
Riverview Health Care Center	6,051	28,711	2,145	0	36,907
FLOYD County Total:	7,149	38,263	2,951	6,073	54,436
JOHNSON					
Mountain Manor of Paintsville	3,200	28,737	5,476	929	38,342
JOHNSON County Total:	3,200	28,737	5,476	929	38,342
MAGOFFIN					
Salyersville Nursing and Rehabilitation Center	2,072	37,160	461	771	40,464
MAGOFFIN County Total:	2,072	37,160	461	771	40,464
MARTIN					
Martin County Health Care Facility	1,699	17,672	2,116	543	22,030
MARTIN County Total:	1,699	17,672	2,116	543	22,030
PIKE					
Good Shepherd Community Nursing Center	3,625	28,572	2,081	163	34,441
Landmark of Elkhorn City Rehabilitation	2,686	29,823	3,111	0	35,620
Parkview Post-Acute and Rehabilitation Center	0	0	0	0	0
Pikeville Nursing and Rehab Center	3,373	27,227	1,082	1,594	33,276
Tug Valley ARH Skilled Nursing Facility	998	6,000	39	0	7,037
PIKE County Total:	10,682	91,622	6,313	1,757	110,374
ADD: 11 Total	24,802	213,454	17,317	10,073	265,646
ADD:12					
BREATHITT					
Landmark of Breathitt County Rehabilitation and Nursing Center, LLC	1,895	16,686	1,312	1,023	20,916
BREATHITT County Total:	1,895	16,686	1,312	1,023	20,916
KNOTT					
Knott County Health and Rehabilitation Center	1,184	28,392	3,145	0	32,721
KNOTT County Total:	1,184	28,392	3,145	0	32,721
LEE					
Lee County Care and Rehabilitation Center	3,733	32,489	1,402	17	37,641
LEE County Total:	3,733	32,489	1,402	17	37,641

Table 8 - Payor Source- Nursing Facility Beds

Number of Patient Days by Primary Payor Source

ADD / Facility	Medicare	Medicaid	Private	Other	Total
LESLIE					
Hyden Health and Rehabilitation Center	975	28,463	1,356	311	31,105
LESLIE County Total:	975	28,463	1,356	311	31,105
LETCHER					
Letcher Manor	4,848	36,272	2,806	0	43,926
LETCHER County Total:	4,848	36,272	2,806	0	43,926
OWSLEY					
Owsley County Health Care Center	1,505	26,462	209	1	28,177
OWSLEY County Total:	1,505	26,462	209	1	28,177
PERRY					
Hazard Health and Rehabilitation Center	1,918	50,758	3,692	0	56,368
Paul E Patton Eastern Ky Veterans Center	298	12,214	7,589	10,997	31,098
PERRY County Total:	2,216	62,972	11,281	10,997	87,466
WOLFE					
Wolfe County Health and Rehabilitation Center	1,681	26,685	3,611	1,777	33,754
WOLFE County Total:	1,681	26,685	3,611	1,777	33,754
ADD: 12 Total	18,037	258,421	25,122	14,126	315,706
ADD:13					
BELL					
Middlesboro Nursing and Rehab	5,503	23,619	5,329	0	34,451
Mountain View Nursing and Rehab Ctr	1,182	17,404	977	130	19,693
Pineville Community Hospital LTC	0	0	0	0	0
BELL County Total:	6,685	41,023	6,306	130	54,144
CLAY					
Landmark of Laurel Creek Rehab and Nursing	3,051	26,925	1,726	0	31,702
CLAY County Total:	3,051	26,925	1,726	0	31,702
HARLAN					
Harlan Health and Rehabilitation Center	2,444	40,970	1,881	0	45,295
Tri-Cities Nursing and Rehabilitation Center	1,921	18,343	1,404	1,701	23,369
HARLAN County Total:	4,365	59,313	3,285	1,701	68,664
JACKSON					
Signature HealthCare at Jackson Manor	2,367	13,927	284	0	16,578
JACKSON County Total:	2,367	13,927	284	0	16,578

Table 8 - Payor Source- Nursing Facility Beds

Number of Patient Days by Primary Payor Source

ADD / Facility	Medicare	Medicaid	Private	Other	Total
KNOX					
Barbourville Health and Rehabilitation Center	2,186	37,636	2,355	457	42,634
Christian Health Center - Corbin	2,481	25,596	2,470	3,001	33,548
KNOX County Total:	4,667	63,232	4,825	3,458	76,182
LAUREL					
Hillcrest Health and Rehabilitation Center	2,187	26,820	1,695	1,158	31,860
Laurel Heights Home for the Elderly	2,400	39,471	5,940	2,616	50,427
LAUREL County Total:	4,587	66,291	7,635	3,774	82,287
ROCKCASTLE					
Rockcastle Health and Rehabilitation Center	1,803	25,017	6,321	0	33,141
Rockcastle Regional Hospital and Respiratory Care	4,108	36,063	542	230	40,943
ROCKCASTLE County Total:	5,911	61,080	6,863	230	74,084
WHITLEY					
Corbin Health and Rehabilitation Center	2,029	28,975	1,511	0	32,515
The Heritage	3,332	19,814	4,001	2,359	29,506
Williamsburg Health and Rehabilitation Center	2,179	26,649	5,998	1,025	35,851
WHITLEY County Total:	7,540	75,438	11,510	3,384	97,872
ADD: 13 Total	39,173	407,229	42,434	12,677	501,513
ADD:14					
ADAIR					
Signature Healthcare at Summit Manor Rehab	3,989	22,833	1,756	7	28,585
ADAIR County Total:	3,989	22,833	1,756	7	28,585
CASEY					
Liberty Care and Rehabilitation Center	3,378	22,730	1,250	77	27,435
CASEY County Total:	3,378	22,730	1,250	77	27,435
CLINTON					
Clinton County Care and Rehabilitation Center	1,296	14,113	1,845	21	17,275
CLINTON County Total:	1,296	14,113	1,845	21	17,275
CUMBERLAND					
Cumberland Valley Nursing and Rehabilitation Center	4,026	11,346	7,320	4,026	26,718
CUMBERLAND County Total:	4,026	11,346	7,320	4,026	26,718

Table 8 - Payor Source- Nursing Facility Beds

Number of Patient Days by Primary Payor Source

ADD / Facility	Medicare	Medicaid	Private	Other	Total
GREEN					
Green River Trails	824	11,914	1,428	33	14,199
McDowell Skilled Nursing Facility	0	0	0	0	0
GREEN County Total:	824	11,914	1,428	33	14,199
MCCREARY					
Signature Healthcare of McCreary County Rehab	3,528	13,406	1,555	30	18,519
MCCREARY County Total:	3,528	13,406	1,555	30	18,519
PULASKI					
Cumberland Nursing and Rehabilitation Center	2,015	24,323	4,116	607	31,061
Lake Cumberland Regional Hospital SCU	1,236	0	21	2,054	3,311
Somerset Nursing and Rehabilitation Facility	6,908	32,283	4,010	0	43,201
Somerwoods Nursing and Rehabilitation	3,432	33,265	3,052	1,078	40,827
PULASKI County Total:	13,591	89,871	11,199	3,739	118,400
RUSSELL					
Fair Oaks Health Systems	2,555	29,078	4,395	0	36,028
RUSSELL County Total:	2,555	29,078	4,395	0	36,028
TAYLOR					
Campbellsville Nursing and Rehabilitation	4,733	15,261	611	9	20,614
Grandview Nursing and Rehabilitation Facility	4,857	18,833	3,763	996	28,449
TAYLOR County Total:	9,590	34,094	4,374	1,005	49,063
WAYNE					
Mountain Ridge Health and Rehabilitation	70	7,596	930	0	8,596
WAYNE County Total:	70	7,596	930	0	8,596
ADD: 14 Total	42,847	256,981	36,052	8,938	344,818
ADD:15					
ANDERSON					
Signature Healthcare at Heritage Hall Rehab	3,225	21,133	2,622	1,727	28,707
ANDERSON County Total:	3,225	21,133	2,622	1,727	28,707
BOURBON					
Bourbon Heights	781	19,952	987	0	21,720
BOURBON County Total:	781	19,952	987	0	21,720

Table 8 - Payor Source- Nursing Facility Beds

Number of Patient Days by Primary Payor Source

ADD / Facility	Medicare	Medicaid	Private	Other	Total
BOYLE					
Danville Center for Health	3,429	22,706	3,094	46	29,275
Landmark of Danville Rehabilitation and Nursing Center, LLC	987	20,666	4,766	311	26,730
BOYLE County Total:	4,416	43,372	7,860	357	56,005
CLARK					
Clark Regional Medical Center Transitional Care Unit	0	0	0	0	0
Fountain Circle Care and Rehab Center	5,760	38,519	2,988	54	47,321
CLARK County Total:	5,760	38,519	2,988	54	47,321
ESTILL					
Irvine Nursing and Rehabilitation	3,244	24,144	2,142	0	29,530
ESTILL County Total:	3,244	24,144	2,142	0	29,530
FAYETTE					
Bluegrass Care and Rehabilitation Center	9,199	29,740	1,163	60	40,162
Cambridge Nursing and Rehabilitation Center	2,203	30,006	3,962	0	36,171
Cardinal Hill Rehab Unit	11,360	0	1	61	11,422
Homestead Post Acute	8,580	31,837	2,007	3,786	46,210
Lexington Country Place	3,195	9,262	16,125	1,512	30,094
Lexington Premier Nursing and Rehab, LLC	7,225	29,345	4,347	37	40,954
Mayfair Manor	7,989	16,955	3,724	127	28,795
Northpoint Lexington Healthcare Center	2,714	38,581	6,272	2,941	50,508
Pine Meadows Post Acute	4,810	33,199	1,467	2,263	41,739
Sayre Christian Village Nursing Home	3,191	35,087	11,662	3,545	53,485
Signature Healthcare at Tanbark Rehab	0	0	0	0	0
The Willows at Citation	6,862	3,448	7,509	0	17,819
The Willows at Fritz Farm	6,763	2,925	8,565	0	18,253
The Willows at Hamburg	5,524	5,242	7,611	0	18,377
FAYETTE County Total:	79,615	265,627	74,415	14,332	433,989
FRANKLIN					
Bradford Square Center	11,315	5,204	17,885	0	34,404
Frankfort Trails	4,312	20,068	1,937	0	26,317
FRANKLIN County Total:	15,627	25,272	19,822	0	60,721

Table 8 - Payor Source- Nursing Facility Beds

Number of Patient Days by Primary Payor Source

ADD / Facility	Medicare	Medicaid	Private	Other	Total
GARRARD					
Landmark of Lancaster Rehabilitation and Nursing	1,906	22,740	3,526	3,811	31,983
GARRARD County Total:	1,906	22,740	3,526	3,811	31,983
HARRISON					
Cedar Ridge Health Campus	3,218	6,985	5,535	0	15,738
Edgemont Healthcare	631	21,469	715	18	22,833
Grand Haven Nursing Home	688	14,496	1,641	483	17,308
HARRISON County Total:	4,537	42,950	7,891	501	55,879
JESSAMINE					
Nicholasville Nursing and Rehabilitation	1,158	16,931	2,801	1,436	22,326
Thomson Hood Veterans Center	939	13,720	22,991	12,869	50,519
JESSAMINE County Total:	2,097	30,651	25,792	14,305	72,845
LINCOLN					
Stanford Crossing	683	652	14	838	2,187
LINCOLN County Total:	683	652	14	838	2,187
MADISON					
Berea Health and Rehabilitation	1,600	18,929	5,625	930	27,084
Kenwood Health and Rehabilitation Center	4,360	22,721	3,056	1,583	31,720
Madison Health and Rehabilitation Center	2,229	26,815	760	53	29,857
Telford Terrace	1,816	1,427	4,380	0	7,623
The Terrace Nursing and Rehabilitation	2,335	25,462	5,435	2,203	35,435
MADISON County Total:	12,340	95,354	19,256	4,769	131,719
MERCER					
Harrodsburg Health and Rehab Ctr.	2,520	28,459	1,381	862	33,222
The Willows at Harrodsburg	3,005	4,397	5,774	0	13,176
MERCER County Total:	5,525	32,856	7,155	862	46,398
NICHOLAS					
Willowbrook Healthcare	0	0	0	0	0
NICHOLAS County Total:	0	0	0	0	0
POWELL					
Stanton Nursing and Rehabilitation Center	1,483	25,480	909	0	27,872
POWELL County Total:	1,483	25,480	909	0	27,872

Table 8 - Payor Source- Nursing Facility Beds

Number of Patient Days by Primary Payor Source

ADD / Facility	Medicare	Medicaid	Private	Other	Total
SCOTT					
Dover Nursing and Rehabilitation	1,600	22,986	3,374	0	27,960
Signature Healthcare of Georgetown	6,584	14,065	1,279	101	22,029
SCOTT County Total:	8,184	37,051	4,653	101	49,989
WOODFORD					
The Homeplace at Midway	584	3,374	3,859	366	8,183
WOODFORD County Total:	584	3,374	3,859	366	8,183
ADD: 15 Total	150,007	729,127	183,891	42,023	1,105,048
Statewide Total	875,777	5,473,027	940,132	330,271	7,619,200

2024 ANNUAL KENTUCKY LONG TERM CARE UTILIZATION AND SERVICE REPORT

Table 9 - Payor Source - Personal Care Beds

Number of Patient Days by Primary Payor Source

ADD / Facility	Private	Other	Total
ADD:1			
CARLISLE			
Countryside Center	2,706	0	2,706
CARLISLE County Total:	2,706	0	2,706
GRAVES			
Fern Terrace of Mayfield	5	46,715	46,720
GRAVES County Total:	5	46,715	46,720
HICKMAN			
Clinton Hickman County Nursing Facility	306	735	1,041
Clinton Place	3,318	0	3,318
HICKMAN County Total:	3,624	735	4,359
ADD: 1 Total	6,335	47,450	53,785
ADD:2			
CALDWELL			
Highland Homes I LLC	0	15,695	15,695
CALDWELL County Total:	0	15,695	15,695
CHRISTIAN			
Christian County Manor I LLC	19,000	0	19,000
Christian Health Center, Hopkinsville	464	0	464
Pennyrile I LLC	730	26,173	26,903
CHRISTIAN County Total:	20,194	26,173	46,367
CRITTENDEN			
Crittenden County Health and Rehabilitation Center	0	0	0
CRITTENDEN County Total:	0	0	0
HOPKINS			
Madisonville Rest Home I LLC	0	355	21,228
The Homestead	991	17,742	18,733
HOPKINS County Total:	991	18,097	39,961
MUHLENBERG			
Greenville Nursing and Rehabilitation	0	0	0
Sparks Nursing Center	6,565	20,307	26,872
MUHLENBERG County Total:	6,565	20,307	26,872

Table 9 - Payor Source - Personal Care Beds

Number of Patient Days by Primary Payor Source

ADD / Facility	Private	Other	Total
TRIGG			
Better Senior Living I, LLC	365	0	20,075
TRIGG County Total:	365	0	20,075
ADD: 2 Total	28,115	80,272	148,970
ADD:3			
DAVISS			
Carmel Home	22,458	1,236	23,694
Chautauqua Health and Rehab	4,035	0	4,035
Davco Rest Home	5,038	26,374	31,412
Fern Terrace of Owensboro, LLC	8,103	12,078	20,181
Rosedale Rest Home	0	0	0
DAVISS County Total:	39,634	39,688	79,322
HANCOCK			
Lewisport Rest Home I LLC	366	20,013	20,379
HANCOCK County Total:	366	20,013	20,379
HENDERSON			
Henderson Manor	0	39	13,290
HENDERSON County Total:	0	39	13,290
OHIO			
Beaver Dam Nursing and Rehab Center	177	2,196	2,373
OHIO County Total:	177	2,196	2,373
ADD: 3 Total	40,177	61,936	115,364
ADD:4			
ALLEN			
Cornerstone Manor	0	36	8,934
Scottsville Manor	4,733	5,725	10,458
ALLEN County Total:	4,733	5,761	19,392
BARREN			
NHC HealthCare, Glasgow	0	0	0
BARREN County Total:	0	0	0
METCALFE			
Harpers Home for the Aged	730	4,028	4,758
Metcalfe Health Care Center	0	2,320	2,320
METCALFE County Total:	730	6,348	7,078

Table 9 - Payor Source - Personal Care Beds

Number of Patient Days by Primary Payor Source

ADD / Facility	Private	Other	Total
SIMPSON			
Lewis Memorial Methodist Home	0	0	0
SIMPSON County Total:	0	0	0
WARREN			
Christian Health Center of Bowling Green	16,470	0	16,470
Fern Terrace of Bowling Green	0	0	0
WARREN County Total:	16,470	0	16,470
ADD: 4 Total	21,933	12,109	42,940
ADD:5			
HARDIN			
Helmwood Healthcare Ctr. and Elizabeth Sanford Swope Personal Care	3,929	0	3,929
Peridot Senior Living	366	0	366
Signature Healthcare at North Hardin Rehab	0	0	0
HARDIN County Total:	4,295	0	4,295
MARION			
Loretto Living Ctr. at Loretto Motherhouse Infirmary, Inc.	1,245	1,455	2,700
The Village of Lebanon II	0	0	0
MARION County Total:	1,245	1,455	2,700
WASHINGTON			
Sansbury Care Center	204	1,074	1,278
WASHINGTON County Total:	204	1,074	1,278
ADD: 5 Total	5,744	2,529	8,273
ADD:6			
BULLITT			
Colonial House of Shepherdsville	1,830	20,435	22,265
BULLITT County Total:	1,830	20,435	22,265
JEFFERSON			
Barton House of Louisville 1	7,209	0	7,209
Crescent Grove Memory and Personal Care Community and Sam Swope Center	21,355	4,238	25,593
Eastern Star Home in KY	2,663	0	2,663
Glen Ridge Health Campus	7,404	0	7,404
Hallmark House Louisville II	11,712	0	11,712
Little Sisters of the Poor	4,392	0	4,392
Louisville Protestant Altenheim	4,752	0	4,752
Nazareth Home	16,744	0	16,744
Nazareth Home Clifton	0	0	0

Table 9 - Payor Source - Personal Care Beds

Number of Patient Days by Primary Payor Source

ADD / Facility	Private	Other	Total
The Springs at Stony Brook	15,006	0	15,006
Treyton Oaks Towers	16,490	0	16,490
Wesley Manor	8,778	0	8,778
JEFFERSON County Total:	116,505	4,238	120,743
SHELBY			
Colonial Manor	0	57	20,520
Maple Grove Senior Living LLC	4,276	3,731	8,007
SHELBY County Total:	4,276	3,788	28,527
ADD: 6 Total	122,611	28,461	171,535
ADD:7			
CAMPBELL			
Carmel Manor	2,804	1,321	4,125
CAMPBELL County Total:	2,804	1,321	4,125
CARROLL			
Carrollton Manor	3,238	8,262	11,500
Valley Haven Rest Home	1,464	14,640	16,104
CARROLL County Total:	4,702	22,902	27,604
KENTON			
Ivy Knoll	12,810	0	12,810
Regency Manor	0	0	16,104
Regency Manor North	0	0	0
Rosedale Green	2,190	0	2,190
KENTON County Total:	15,000	0	31,104
PENDLETON			
Falmouth Personal Care Home	0	9,882	9,882
The Front Gate	2,559	4,395	6,954
PENDLETON County Total:	2,559	14,277	16,836
ADD: 7 Total	25,065	38,500	79,669
ADD:8			
LEWIS			
Vanceburg Hills	0	0	0
LEWIS County Total:	0	0	0
ADD: 8 Total	0	0	0

Table 9 - Payor Source - Personal Care Beds

Number of Patient Days by Primary Payor Source

ADD / Facility	Private	Other	Total
ADD:9			
MENIFEE			
Edgewood Estates	0	1,098	1,098
MENIFEE County Total:	0	1,098	1,098
MONTGOMERY			
Regency Memory Care	5,305	0	5,305
MONTGOMERY County Total:	5,305	0	5,305
MORGAN			
West Liberty Nursing and Rehabilitation Center	0	0	0
MORGAN County Total:	0	0	0
ADD: 9 Total	5,305	1,098	6,403
ADD:10			
BOYD			
Frasures Personal Care Home	0	19,027	19,027
Genesis Health of Ashland	1,400	6,265	7,665
Genesis II Health	1,700	5,965	7,665
Kings Daughters and Sons Home	12,560	0	12,560
BOYD County Total:	15,660	31,257	46,917
GREENUP			
Trinity Station Retirement Community	0	9,054	9,054
GREENUP County Total:	0	9,054	9,054
LAWRENCE			
The Jordan Center	0	0	0
LAWRENCE County Total:	0	0	0
ADD: 10 Total	15,660	40,311	55,971
ADD:11			
JOHNSON			
Venture Home of Paintsville	0	0	0
JOHNSON County Total:	0	0	0
MAGOFFIN			
Salyersville Nursing and Rehabilitation Center	0	0	0
MAGOFFIN County Total:	0	0	0
PIKE			
Good Shepherd Community Nursing Center	0	0	0
PIKE County Total:	0	0	0
ADD: 11 Total	0	0	0

Table 9 - Payor Source - Personal Care Beds

Number of Patient Days by Primary Payor Source

ADD / Facility	Private	Other	Total
ADD:12			
KNOTT			
Golden Years Rest Home	9,850	20,080	29,930
KNOTT County Total:	9,850	20,080	29,930
ADD: 12 Total	9,850	20,080	29,930
ADD:13			
BELL			
Generations Center of Middlesboro	732	22,692	23,424
BELL County Total:	732	22,692	23,424
HARLAN			
The Laurels	14,640	14,640	29,280
HARLAN County Total:	14,640	14,640	29,280
KNOX			
Christian Health Center - Corbin	366	0	366
KNOX County Total:	366	0	366
ADD: 13 Total	15,738	37,332	53,070
ADD:14			
MCCREARY			
Cumberland Manor Rest Home I LLC	14,600	730	15,330
MCCREARY County Total:	14,600	730	15,330
PULASKI			
Crestview Personal Care	1,356	8,629	9,985
PULASKI County Total:	1,356	8,629	9,985
TAYLOR			
Bluegrass Way	6,736	0	6,736
TAYLOR County Total:	6,736	0	6,736
WAYNE			
Dishman Personal Care Home	17,315	0	17,315
Mountain Ridge Health and Rehabilitation	0	0	0
WAYNE County Total:	17,315	0	17,315
ADD: 14 Total	40,007	9,359	49,366
ADD:15			
BOURBON			
Bourbon Heights	489	0	489
BOURBON County Total:	489	0	489

Table 9 - Payor Source - Personal Care Beds

Number of Patient Days by Primary Payor Source

ADD / Facility	Private	Other	Total
ESTILL			
Irvine Nursing and Rehabilitation	0	269	269
ESTILL County Total:	0	269	269
FAYETTE			
Central Ky Recovery Center Unit 1	0	0	0
Central KY Recovery Center Unit 2	4,778	459	5,237
Signature Healthcare at Tanbark Rehab	0	0	0
The Willows at Fritz Farm	0	0	0
The Willows at Hamburg	9,377	0	9,377
FAYETTE County Total:	14,155	459	14,614
HARRISON			
Parkside Manor	0	14,076	14,076
Shady Lawn	0	0	25,254
HARRISON County Total:	0	14,076	39,330
JESSAMINE			
Bridgepointe at Ashgrove Woods	17,202	0	17,202
Rose Terrace, LLC	1,862	12,575	14,437
Wesley Village	8,272	0	8,272
JESSAMINE County Total:	27,336	12,575	39,911
LINCOLN			
Waynesburg Manor	8,540	0	8,540
LINCOLN County Total:	8,540	0	8,540
MADISON			
Telford Terrace	4,267	0	4,267
MADISON County Total:	4,267	0	4,267
MERCER			
The Willows at Harrodsburg	9,882	0	9,882
MERCER County Total:	9,882	0	9,882
POWELL			
Stanton Nursing and Rehabilitation Center	0	366	366
POWELL County Total:	0	366	366
WOODFORD			
Taylor Manor Nursing Home	1,132	0	1,132
WOODFORD County Total:	1,132	0	1,132
ADD: 15 Total	65,801	27,745	118,800
Statewide Total	402,341	407,182	934,076

2024 ANNUAL KENTUCKY LONG TERM CARE UTILIZATION AND SERVICE REPORT

Table 10 - Payor Source- Nursing Home (CCRC) Beds

Number of Patient Days by Primary Payor Source

ADD / Facility	Medicare	Medicaid	Private	Other	Total
ADD:2					
CHRISTIAN					
Christian Health Center, Hopkinsville	0	0	732	0	732
CHRISTIAN County Total:	0	0	732	0	732
LYON					
Rivers Bend Retirement Community	89	0	0	0	89
LYON County Total:	89	0	0	0	89
ADD: 2 Total	89	0	732	0	821
ADD:3					
UNION					
Breckinridge Place	326	0	2,407	138	2,869
UNION County Total:	326	0	2,407	138	2,869
ADD: 3 Total	326	0	2,407	138	2,869
ADD:4					
WARREN					
Christian Health Center of Bowling Green	265	0	7,020	35	7,320
WARREN County Total:	265	0	7,020	35	7,320
ADD: 4 Total	265	0	7,020	35	7,320
ADD:5					
MARION					
The Village of Lebanon II	176	0	2,230	0	2,406
MARION County Total:	176	0	2,230	0	2,406
ADD: 5 Total	176	0	2,230	0	2,406
ADD:6					
JEFFERSON					
Louisville Protestant Altenheim	0	0	1,464	0	1,464
River Oaks Post Acute and Rehabilitation Center	0	0	0	0	0
The Springs at Stony Brook	0	0	5,490	0	5,490
The Willows at Springhurst	0	0	0	0	0
Wesley Manor	0	0	0	0	0
JEFFERSON County Total:	0	0	6,954	0	6,954
ADD: 6 Total	0	0	6,954	0	6,954

Table 10 - Payor Source- Nursing Home (CCRC) Beds

Number of Patient Days by Primary Payor Source

ADD / Facility	Medicare	Medicaid	Private	Other	Total
ADD:7					
KENTON					
Madonna Manor	300	0	0	0	300
KENTON County Total:	300	0	0	0	300
ADD: 7 Total	300	0	0	0	300
ADD:10					
GREENUP					
Trinity Station Retirement Community	0	0	0	3,519	3,519
GREENUP County Total:	0	0	0	3,519	3,519
ADD: 10 Total	0	0	0	3,519	3,519
ADD:13					
KNOX					
Christian Health Center - Corbin	171	0	341	11	523
KNOX County Total:	171	0	341	11	523
LAUREL					
Laurel Heights Home for the Elderly	221	0	2,308	3,586	6,115
LAUREL County Total:	221	0	2,308	3,586	6,115
ADD: 13 Total	392	0	2,649	3,597	6,638
ADD:14					
PULASKI					
The Neighborhood Nursing Facility	0	0	4,361	0	4,361
PULASKI County Total:	0	0	4,361	0	4,361
ADD: 14 Total	0	0	4,361	0	4,361
ADD:15					
FAYETTE					
Sayre Christian Village Nursing Home	169	0	2,965	385	3,519
The Willows at Citation	26	0	706	0	732
The Willows at Hamburg	1,747	0	1,730	0	3,477
FAYETTE County Total:	1,942	0	5,401	385	7,728
HARRISON					
Cedar Ridge Health Campus	470	0	994	0	1,464
HARRISON County Total:	470	0	994	0	1,464
JESSAMINE					
Bridgepointe at Ashgrove Woods	0	0	1,098	0	1,098
Wesley Village	0	0	11,200	0	11,200
JESSAMINE County Total:	0	0	12,298	0	12,298

CCRC - Continuing Care Retirement Community

Table 10 - Payor Source- Nursing Home (CCRC) Beds

Number of Patient Days by Primary Payor Source

ADD / Facility	Medicare	Medicaid	Private	Other	Total
MADISON					
Telford Terrace	113	0	163	0	276
MADISON County Total:	113	0	163	0	276
MERCER					
The Willows at Harrodsburg	55	0	2,873	0	2,928
MERCER County Total:	55	0	2,873	0	2,928
WOODFORD					
The Homeplace at Midway	23	0	1,781	0	1,804
WOODFORD County Total:	23	0	1,781	0	1,804
ADD: 15 Total	2,603	0	23,510	385	26,498
Statewide Total	4,151	0	49,863	7,674	61,686

2024 ANNUAL KENTUCKY LONG TERM CARE UTILIZATION AND SERVICE REPORT

Table 11 - Payor Source - Nursing Home (Non-CCRC) Beds

Number of Patient Days by Primary Payor Source

ADD / Facility	Medicare	Medicaid	Private	Other	Total
ADD:3					
DAVIESS					
Hermitage Care and Rehabilitation Center	4,060	0	1,028	0	5,088
DAVIESS County Total:	4,060	0	1,028	0	5,088
WEBSTER					
Shemwell Nursing Home	0	0	6,673	0	6,673
WEBSTER County Total:	0	0	6,673	0	6,673
ADD: 3 Total	4,060	0	7,701	0	11,761
ADD:15					
BOURBON					
Bourbon Heights	1,165	0	4,414	430	6,009
BOURBON County Total:	1,165	0	4,414	430	6,009
WOODFORD					
Taylor Manor Nursing Home	0	0	7,882	0	7,882
WOODFORD County Total:	0	0	7,882	0	7,882
ADD: 15 Total	1,165	0	12,296	430	13,891
Statewide Total	5,225	0	19,997	430	25,652

2024 ANNUAL KENTUCKY LONG TERM CARE UTILIZATION AND SERVICE REPORT

Table 12 - Payor Source- Intermediate Care Beds

Number of Patient Days by Primary Payor Source

ADD / Facility	Medicare	Medicaid	Private	Other	Total
ADD:3					
WEBSTER					
Shemwell Nursing Home	0	0	366	0	366
WEBSTER County Total:	0	0	366	0	366
ADD: 3 Total	0	0	366	0	366
ADD:4					
WARREN					
Christian Health Center of Bowling Green	0	0	732	0	732
WARREN County Total:	0	0	732	0	732
ADD: 4 Total	0	0	732	0	732
ADD:6					
JEFFERSON					
Eastern Star Home in KY	0	0	4,720	0	4,720
Louisville Protestant Altenheim	0	0	4,392	0	4,392
JEFFERSON County Total:	0	0	9,112	0	9,112
ADD: 6 Total	0	0	9,112	0	9,112
ADD:15					
HARRISON					
Cedar Ridge Health Campus	0	0	732	0	732
HARRISON County Total:	0	0	732	0	732
JESSAMINE					
Wesley Village	0	0	366	0	366
JESSAMINE County Total:	0	0	366	0	366
MADISON					
Telford Terrace	0	0	632	0	632
MADISON County Total:	0	0	632	0	632

2024 ANNUAL KENTUCKY LONG TERM CARE UTILIZATION AND SERVICE REPORT

Table 12 - Payor Source- Intermediate Care Beds

Number of Patient Days by Primary Payor Source

ADD / Facility	Medicare	Medicaid	Private	Other	Total
WOODFORD					
Taylor Manor Nursing Home	0	0	2,148	0	2,148
WOODFORD County Total:	0	0	2,148	0	2,148
ADD: 15 Total	0	0	3,878	0	3,878
Statewide Total	0	0	14,088	0	14,088

2024 ANNUAL KENTUCKY LONG TERM CARE UTILIZATION AND SERVICE REPORT

Table 13 - Payor Source - Alzheimer Facility Beds

Number of Patient Days by Primary Payor Source

ADD / Facility	Medicare	Medicaid	Private	Other	Total
ADD:3					
DAVIESS					
Wellington Parc of Owensboro	201	6,382	10,631	0	17,214
DAVIESS County Total:	201	6,382	10,631	0	17,214
ADD: 3 Total	201	6,382	10,631	0	17,214
ADD:4					
WARREN					
Magnolia Village Nursing and Rehabilitation Center	2,651	14,123	3,874	181	20,829
WARREN County Total:	2,651	14,123	3,874	181	20,829
ADD: 4 Total	2,651	14,123	3,874	181	20,829
Statewide Total	2,852	20,505	14,505	181	38,043

2024 ANNUAL KENTUCKY LONG TERM CARE UTILIZATION AND SERVICE REPORT

Table 14 - Payor Source- ICF/IID Beds

Number of Patient Days by Primary Payor Source

ADD / Facility	Medicare	Medicaid	Private	Other	Total
ADD:2					
CHRISTIAN					
Outwood ICF/IID	0	17,785	0	0	17,785
CHRISTIAN County Total:	0	17,785	0	0	17,785
ADD: 2 Total	0	17,785	0	0	17,785
ADD:3					
DAVIESS					
Wendell Fosters Campus for Dev. Disabilities	0	22,894	0	0	22,894
DAVIESS County Total:	0	22,894	0	0	22,894
ADD: 3 Total	0	22,894	0	0	22,894
ADD:6					
BULLITT					
Meadows ICF/IID	0	2,928	0	0	2,928
BULLITT County Total:	0	2,928	0	0	2,928
HENRY					
Cedar Lake Lodge Park Place I	0	2,818	0	0	2,818
Cedar Lake Lodge Park Place II	0	2,815	0	0	2,815
HENRY County Total:	0	5,633	0	0	5,633
JEFFERSON					
Bingham Gardens	0	7,970	0	0	7,970
Del Maria ICF/IID	0	2,834	0	0	2,834
Hazelwood Center	0	16,798	0	0	16,798
JEFFERSON County Total:	0	27,602	0	0	27,602
OLDHAM					
Cedar Lake Lodge	0	22,460	0	0	22,460
Cedar Lake Lodge Sycamore Run I	0	1,427	0	0	1,427

2024 ANNUAL KENTUCKY LONG TERM CARE UTILIZATION AND SERVICE REPORT

Table 14 - Payor Source- ICF/IID Beds

Number of Patient Days by Primary Payor Source

ADD / Facility	Medicare	Medicaid	Private	Other	Total
Cedar Lake Lodge Sycamore Run II	0	1,441	0	0	1,441
Windsong ICF/IID	0	2,928	0	0	2,928
OLDHAM County Total:	0	28,256	0	0	28,256
ADD: 6 Total	0	64,419	0	0	64,419
ADD:14					
PULASKI					
Oakwood ICF/IID Unit 1	0	16,852	0	0	16,852
Oakwood ICF/IID Unit 2	0	10,946	0	0	10,946
Oakwood ICF/IID Unit 3	0	3,848	0	0	3,848
Oakwood ICF/IID Unit 4	0	9,259	0	0	9,259
PULASKI County Total:	0	40,905	0	0	40,905
ADD: 14 Total	0	40,905	0	0	40,905
Statewide Total	0	146,003	0	0	146,003

KENTUCKY ANNUAL
LONG-TERM CARE SERVICES
REPORT



KENTUCKY CABINET FOR
HEALTH AND FAMILY SERVICES

SECTION III: PATIENT AGE DISTRIBUTION
DATA

2024 ANNUAL KENTUCKY LONG TERM CARE UTILIZATION AND SERVICE REPORT

Table 15 - Facility Resident Age Distribution- Nursing Facility Beds

ADD / Facility	Under 65	65-74	75-84	Over 85	Unknown	Total
ADD:1						
BALLARD						
Life Care Center of LaCenter	4	7	21	27	0	59
BALLARD County Total:	4	7	21	27	0	59
CALLOWAY						
Spring Creek Post Acute and Rehab	10	22	46	43	0	121
CALLOWAY County Total:	10	22	46	43	0	121
CARLISLE						
Countryside Center	10	17	14	10	0	51
CARLISLE County Total:	10	17	14	10	0	51
FULTON						
Fulton Nursing and Rehab	14	11	13	14	0	52
FULTON County Total:	14	11	13	14	0	52
GRAVES						
Green Acres Health Care	10	15	21	14	0	60
Mayfield Health and Rehabilitation	0	0	0	0	0	0
Mills Nursing and Rehabilitation	9	19	39	31	0	98
GRAVES County Total:	19	34	60	45	0	158
HICKMAN						
Clinton Hickman County Nursing Facility	4	5	6	17	0	32
Clinton Place	12	27	28	20	0	87
HICKMAN County Total:	16	32	34	37	0	119
MARSHALL						
Calvert City Convalescent Center	3	7	20	60	0	90
Lake Way Nursing and Rehabilitation Center	18	21	6	39	0	84
Oakview Nursing and Rehabilitation Center	9	22	30	21	0	82
MARSHALL County Total:	30	50	56	120	0	256
MCCRACKEN						
Baptist Health Paducah (LTC)	0	0	0	0	0	0
Parkview Nursing and Rehabilitation Center (Paducah)	15	33	49	61	0	158
Providence Pointe Healthcare	5	15	33	30	0	83

ADD / Facility	Under 65	65-74	75-84	Over 85	Unknown	Total
River Haven Nursing and Rehab	39	27	12	4	0	82
Stonecreek Health and Rehab	27	23	22	14	0	86
MCCRACKEN County Total:	86	98	116	109	0	409
ADD: 1 Total	189	271	360	405	0	1,225
ADD:2						
CALDWELL						
Princeton Health and Rehab Center	7	18	41	31	0	97
CALDWELL County Total:	7	18	41	31	0	97
CHRISTIAN						
Bradford Heights Health and Rehab Center	16	30	25	23	0	94
Christian Health Center, Hopkinsville	5	12	30	56	0	103
Christian Heights Nursing and Rehabilitation Center	19	21	14	4	0	58
Covingtons Convalescent Center	0	0	0	0	0	0
Western State Nursing Facility	7	18	21	6	0	52
CHRISTIAN County Total:	47	81	90	89	0	307
CRITTENDEN						
Crittenden County Health and Rehabilitation Center	21	17	21	5	0	64
CRITTENDEN County Total:	21	17	21	5	0	64
HOPKINS						
Baptist Health Deaconess Madisonville (LTC)	0	0	0	0	0	0
Brighton Cornerstone Health Care	6	9	6	12	0	33
Dawson Springs Health and Rehab Ctr	9	11	16	9	0	45
Hillside Nursing and Rehabilitation Center	14	12	16	14	0	56
Joseph Eddie Ballard W. Kentucky Veterans Ctr.	0	6	34	40	0	80
Madisonville Health and Rehabilitation	25	24	21	17	0	87
Ridgewood Terrace Nursing Home	4	18	33	43	0	98
Tradewater Pointe	6	13	12	13	0	44
HOPKINS County Total:	64	93	138	148	0	443
LIVINGSTON						
Salem Springlake Health and Rehabilitation Center	15	8	14	15	0	52
LIVINGSTON County Total:	15	8	14	15	0	52

ADD / Facility	Under 65	65-74	75-84	Over 85	Unknown	Total
LYON						
Landmark of Kuttawa	9	9	18	11	0	47
Rivers Bend Retirement Community	0	5	14	38	0	57
LYON County Total:	9	14	32	49	0	104
MUHLENBERG						
Greenville Nursing and Rehabilitation	8	14	11	24	0	57
Maple Health and Rehabilitation	17	19	25	29	0	90
Owensboro Health Muhlenberg Community Hospital Long Term Care	1	4	9	19	0	33
MUHLENBERG County Total:	26	37	45	72	0	180
TODD						
Hearthstone Place	10	12	14	11	0	47
TODD County Total:	10	12	14	11	0	47
TRIGG						
Shady Lawn Nursing and Rehabilitation Center	8	10	12	14	0	44
TRIGG County Total:	8	10	12	14	0	44
ADD: 2 Total	207	290	407	434	0	1,338
ADD:3						
DAVIESS						
Carmel Home	0	0	9	26	0	35
Chautauqua Health and Rehab	25	28	45	17	0	115
Hermitage Care and Rehabilitation Center	4	18	24	26	0	72
Signature Healthcare at Hillcrest	7	20	52	51	0	130
The Transitional Care Center of Owensboro	1	2	7	3	0	13
Twin Rivers Nursing and Rehab Center	31	31	24	11	0	97
Wellington Parc of Owensboro	0	1	6	13	0	20
DAVIESS County Total:	68	100	167	147	0	482
HANCOCK						
Heartland Villa Nursing and Rehabilitation Center	4	5	11	18	0	38
HANCOCK County Total:	4	5	11	18	0	38
HENDERSON						
Henderson Nursing and Rehabilitation Center	20	35	18	5	0	78
Redbanks	10	22	50	46	0	128
HENDERSON County Total:	30	57	68	51	0	206

ADD / Facility	Under 65	65-74	75-84	Over 85	Unknown	Total
MCLEAN						
Riverside Care and Rehab Ctr.	7	10	23	33	0	73
MCLEAN County Total:	7	10	23	33	0	73
OHIO						
Beaver Dam Nursing and Rehab Center	1	6	18	30	0	55
Fordsville Nursing and Rehabilitation Center	13	19	10	0	0	42
Signature Healthcare of Hartford Rehab and Wellnes	22	14	21	26	0	83
OHIO County Total:	36	39	49	56	0	180
UNION						
Breckinridge Place	2	2	4	8	0	16
Morganfield Nursing and Rehabilitation Center	14	21	13	3	0	51
UNION County Total:	16	23	17	11	0	67
WEBSTER						
Redbanks Colonial Terrace	9	16	24	24	0	73
WEBSTER County Total:	9	16	24	24	0	73
ADD: 3 Total	170	250	359	340	0	1,119
ADD:4						
ALLEN						
Cal Turner Rehab and Specialty Care	13	22	41	30	0	106
ALLEN County Total:	13	22	41	30	0	106
BARREN						
Barren County Nursing and Rehab	19	21	24	24	0	88
Glasgow State Nursing Facility	11	22	21	3	0	57
Glenview Health Care Facility	14	16	18	7	0	55
NHC HealthCare, Glasgow	16	20	51	65	0	152
Signature Healthcare of Glasgow Rehab and Wellness Center	9	11	17	19	0	56
T.J. Samson Community Hospital Skilled Nursing Unit	0	2	3	2	0	7
BARREN County Total:	69	92	134	120	0	415
BUTLER						
Morgantown Care and Rehabilitation Center	12	32	37	31	0	112
BUTLER County Total:	12	32	37	31	0	112

ADD / Facility	Under 65	65-74	75-84	Over 85	Unknown	Total
EDMONSON						
Edmonson Nursing and Rehabilitation Center	7	18	25	18	0	68
EDMONSON County Total:	7	18	25	18	0	68
HART						
Signature Healthcare of Hart County	16	27	21	28	0	92
HART County Total:	16	27	21	28	0	92
LOGAN						
Auburn Health Care	8	26	6	7	0	47
Creekwood Place Nursing and Rehab Center	9	14	34	37	0	94
LOGAN County Total:	17	40	40	44	0	141
METCALFE						
Metcalfe Health Care Center	11	9	21	17	0	58
METCALFE County Total:	11	9	21	17	0	58
MONROE						
Signature HealthCare of Monroe County Rehab	11	13	31	25	0	80
MONROE County Total:	11	13	31	25	0	80
SIMPSON						
Franklin-Simpson Nursing and Rehabilitation	23	24	14	17	0	78
SIMPSON County Total:	23	24	14	17	0	78
WARREN						
Bowling Green Nursing and Rehabilitation	13	14	20	9	0	56
Christian Health Center of Bowling Green	0	3	8	11	0	22
Colonial Nursing and Rehabilitation Center	8	11	17	10	0	46
Greenwood Nursing and Rehabilitation	33	35	34	23	0	125
Hopkins Nursing and Rehabilitation Center	4	11	13	16	0	44
Signature Healthcare of Bowling Green	22	35	43	30	0	130
WARREN County Total:	80	109	135	99	0	423
ADD: 4 Total	259	386	499	429	0	1,573
ADD:5						
BRECKINRIDGE						
Breckinridge Memorial Nursing Facility	2	1	5	10	0	18
Hardinsburg Nursing and Rehabilitation	10	15	15	20	0	60
BRECKINRIDGE County Total:	12	16	20	30	0	78

ADD / Facility	Under 65	65-74	75-84	Over 85	Unknown	Total
GRAYSON						
Grayson Nursing and Rehab Center	6	10	21	31	0	68
Spring View Health and Rehab Center	6	25	29	9	0	69
GRAYSON County Total:	12	35	50	40	0	137
HARDIN						
Baptist Health Hardin (NF)	0	1	2	2	0	5
Elizabethtown Nursing and Rehab	18	17	12	6	0	53
Helmwood Healthcare Ctr. and Elizabeth Sanford Swope Personal Care	2	9	9	25	0	45
Kensington Nursing and Rehabilitation Center	14	27	17	15	0	73
Radcliff Veterans Center	1	10	26	21	0	58
Signature Healthcare at North Hardin Rehab	26	32	38	27	0	123
Signature Healthcare of Elizabethtown	12	25	37	43	0	117
HARDIN County Total:	73	121	141	139	0	474
LARUE						
Sunrise Manor Nursing Home	12	33	42	34	0	121
LARUE County Total:	12	33	42	34	0	121
MARION						
Loretto Living Ctr. at Loretto Motherhouse Infirmary, Inc.	0	1	4	41	0	46
The Village of Lebanon II, LLC (NF)	1	8	13	23	0	45
MARION County Total:	1	9	17	64	0	91
MEADE						
Brandenburg Nursing and Rehabilitation	16	12	13	13	0	54
MEADE County Total:	16	12	13	13	0	54
NELSON						
Flaget Memorial Hospital NF	0	0	0	0	0	0
Landmark of Bardstown Rehab and Nursing	13	14	23	31	0	81
Signature Healthcare at Colonial Rehab	12	13	15	13	0	53
NELSON County Total:	25	27	38	44	0	134
WASHINGTON						
Sansbury Care Center	0	0	7	38	0	45
Springfield Nursing and Rehabilitation Center	24	15	16	5	0	60
WASHINGTON County Total:	24	15	23	43	0	105
ADD: 5 Total	175	268	344	407	0	1,194

ADD / Facility	Under 65	65-74	75-84	Over 85	Unknown	Total
ADD:6						
BULLITT						
Bedrock HC at Green Meadows	6	19	31	33	0	89
Sanders Ridge Health Campus	2	6	18	26	0	52
BULLITT County Total:	8	25	49	59	0	141
HENRY						
New Castle Nursing and Rehab	7	12	19	14	0	52
HENRY County Total:	7	12	19	14	0	52
JEFFERSON						
Cherokee Park Rehabilitation	7	33	27	27	0	94
Clifton Heights	42	26	14	7	1	90
Crescent Grove Memory and Personal Care Community and Sam Swope Center	8	16	41	69	0	134
Essex Nursing and Rehabilitation Center	5	31	35	38	0	109
Forest Springs Health Campus	0	7	21	25	0	53
Franciscan Health Care Center	2	15	21	45	0	83
Glen Ridge Health Campus	0	7	25	12	0	44
Highlands Nursing and Rehabilitation Center	17	36	52	38	3	146
Hillcreek Rehabilitation and Care	0	0	0	0	0	0
Home of the Innocents	75	0	0	0	0	75
Jeffersontown Rehabilitation	20	29	22	21	0	92
Kindred Hospital - Louisville (SNF)	26	10	4	0	0	40
Klondike Nursing and Rehabilitation Center	15	22	16	3	0	56
Landmark of Iroquois Park and Nursing Center	25	27	23	11	4	90
Landmark of Louisville Rehab and Nursing	62	46	28	27	0	163
Landmark of River City Rehabilitation and Nursing	35	27	11	5	0	78
Little Sisters of the Poor	0	2	9	22	0	33
Louisville East Post Acute	41	39	44	41	0	165
Lyndon Crossing	36	29	25	12	0	102
Nazareth Home	2	7	32	67	0	108
Nazareth Home Clifton	6	16	37	50	0	109
Park Terrace Health Campus	2	18	29	34	0	83
Regency Center	34	32	20	17	0	103
Regis Woods	0	0	0	0	0	0

ADD / Facility	Under 65	65-74	75-84	Over 85	Unknown	Total
River Oaks Post Acute and Rehabilitation Center	10	27	40	19	4	100
Rivers Edge Nursing and Rehabilitation Center	10	31	32	19	0	92
Seneca Place	24	42	24	18	0	108
Signature Healthcare at Glenview	0	0	0	0	0	0
Signature Healthcare at Jefferson Manor Rehab	18	22	36	17	0	93
Signature Healthcare at Jefferson Place Rehab	5	21	33	22	0	81
Signature Healthcare at Meadowview Rehab	0	0	0	0	0	0
Signature Healthcare at Rockford Rehab	25	45	21	8	0	99
Signature Healthcare at Summerfield Rehab and Wellness	23	39	37	22	0	121
Signature Healthcare at U of L Mary and Elizabeth Hosp.	0	0	0	0	0	0
Signature Healthcare of East Louisville	30	41	35	15	0	121
Signature Healthcare of South Louisville	11	35	28	18	0	92
St. Matthews Transitional Care	0	0	0	0	0	0
Sycamore Heights Health and Rehab	17	25	22	15	0	79
The Episcopal Church Home	0	1	8	16	0	25
The Springs at Stony Brook	1	9	26	27	0	63
The Willows at Springhurst	3	6	19	19	0	47
Treyton Oaks Towers	1	11	16	20	0	48
Valhalla Post Acute	30	36	55	33	0	154
Wesley Manor	1	8	26	27	0	62
Westminster Terrace	0	0	0	0	0	0
Westport Place Health Campus	4	5	21	27	0	57
JEFFERSON County Total:	673	879	1,015	913	12	3,492
OLDHAM						
Friendship Health and Rehab	0	0	0	0	0	0
Richwood Nursing and Rehab	7	29	41	26	0	103
The Springs at Oldham Reserve	0	2	23	21	0	46
OLDHAM County Total:	7	31	64	47	0	149
SHELBY						
Crestview Center	2	6	21	27	0	56
Maple Grove Senior Living LLC	1	12	34	37	0	84
SHELBY County Total:	3	18	55	64	0	140

ADD / Facility	Under 65	65-74	75-84	Over 85	Unknown	Total
SPENCER						
Signature Healthcare of Spencer County	10	22	29	24	0	85
SPENCER County Total:	10	22	29	24	0	85
TRIMBLE						
Bedford Springs Health and Rehabilitation	15	11	12	11	0	49
TRIMBLE County Total:	15	11	12	11	0	49
ADD: 6 Total	723	998	1,243	1,132	12	4,108
ADD:7						
BOONE						
Belmont Terrace Nursing and Rehabilitation Center	48	42	26	5	0	121
Boonespring Transitional Care Center	7	44	51	40	0	142
Florence Park Care Center	19	34	41	24	0	118
St. Elizabeth Edgewood SNF	3	6	8	5	0	22
BOONE County Total:	77	126	126	74	0	403
CAMPBELL						
Carmel Manor	3	17	37	30	0	87
Coldspring Transitional Care Center	10	36	55	33	0	134
Highlandspring of Ft. Thomas	16	26	60	47	67	216
St. Elizabeth Ft. Thomas SNF	1	5	5	5	0	16
The Seasons at Alexandria	8	14	27	48	0	97
CAMPBELL County Total:	38	98	184	163	67	550
CARROLL						
Signature Healthcare of Carrollton Rehab	13	18	20	11	0	62
CARROLL County Total:	13	18	20	11	0	62
GALLATIN						
Gallatin Nursing and Rehab	23	29	32	22	0	106
GALLATIN County Total:	23	29	32	22	0	106
GRANT						
Grant Healthcare and Rehabilitation	17	20	24	29	0	90
GRANT County Total:	17	20	24	29	0	90
KENTON						
Emerald Trace	1	6	25	40	0	72
Madonna Manor	1	6	18	33	0	58
Rosedale Green	2	18	49	82	0	151
The Pavilion at Kenton	17	28	21	6	0	72
Village Care Center	11	13	28	38	0	90

ADD / Facility	Under 65	65-74	75-84	Over 85	Unknown	Total
Villaspring of Erlanger	8	34	58	32	0	132
Woodcrest Nursing and Rehabilitation Center	32	29	33	24	0	118
KENTON County Total:	72	134	232	255	0	693
OWEN						
Owenton Healthcare and Rehabilitation	29	22	24	12	0	87
OWEN County Total:	29	22	24	12	0	87
PENDLETON						
River Valley Nursing Home	11	12	5	27	0	55
PENDLETON County Total:	11	12	5	27	0	55
ADD: 7 Total	280	459	647	593	67	2,046
ADD:8						
BRACKEN						
Perkins Country Manor	7	8	9	6	0	30
BRACKEN County Total:	7	8	9	6	0	30
FLEMING						
Pioneer Trace Nursing Home	11	21	25	23	0	80
FLEMING County Total:	11	21	25	23	0	80
LEWIS						
Vanceburg Hills	27	26	19	13	0	85
LEWIS County Total:	27	26	19	13	0	85
MASON						
Maysville Nursing and Rehabilitation Facility	17	27	38	39	0	121
MASON County Total:	17	27	38	39	0	121
ROBERTSON						
Robertson County Health Care Facility	5	11	19	23	0	58
ROBERTSON County Total:	5	11	19	23	0	58
ADD: 8 Total	67	93	110	104	0	374
ADD:9						
BATH						
Ridgeway Nursing and Rehabilitation	9	30	24	26	0	89
BATH County Total:	9	30	24	26	0	89
MENIFEE						
Edgewood Estates	5	11	21	16	0	53
MENIFEE County Total:	5	11	21	16	0	53

ADD / Facility	Under 65	65-74	75-84	Over 85	Unknown	Total
MONTGOMERY						
Windsor Care Center	2	26	42	54	0	124
MONTGOMERY County Total:	2	26	42	54	0	124
MORGAN						
West Liberty Nursing and Rehabilitation Center	8	8	17	14	0	47
MORGAN County Total:	8	8	17	14	0	47
ROWAN						
Life Care Center of Morehead	24	22	26	17	0	89
St. Claire Medical Center TCU	0	0	0	0	0	0
ROWAN County Total:	24	22	26	17	0	89
ADD: 9 Total	48	97	130	127	0	402
ADD:10						
BOYD						
Boyd Nursing and Rehabilitation Center	15	19	14	10	0	58
Kings Daughters Rehab and Skilled Nursing Facility	0	0	0	0	0	0
Kingsbrook Lifecare Center	6	25	49	50	0	130
Woodland Oaks	2	11	38	57	0	108
BOYD County Total:	23	55	101	117	0	296
CARTER						
Carter Nursing and Rehabilitation Center	25	24	32	34	0	115
CARTER County Total:	25	24	32	34	0	115
ELLIOTT						
Elliott Nursing and Rehabilitation Center	10	22	24	19	0	75
ELLIOTT County Total:	10	22	24	19	0	75
GREENUP						
Oakmont Manor	6	17	25	31	0	79
South Shore Nursing and Rehabilitation Center	13	14	16	13	1	57
Wurtland Nursing and Rehabilitation Center	46	24	26	16	0	112
GREENUP County Total:	65	55	67	60	1	248
LAWRENCE						
The Jordan Center	11	17	30	18	0	76
LAWRENCE County Total:	11	17	30	18	0	76
ADD: 10 Total	134	173	254	248	1	810

ADD / Facility	Under 65	65-74	75-84	Over 85	Unknown	Total
ADD:11						
FLOYD						
Highlands ARH Regional Medical Center (NF)	0	0	0	0	0	0
Prestonsburg Health Care Center	3	10	25	8	0	46
Riverview Health Care Center	19	21	34	24	0	98
FLOYD County Total:	22	31	59	32	0	144
JOHNSON						
Mountain Manor of Paintsville	13	14	39	41	0	107
JOHNSON County Total:	13	14	39	41	0	107
MAGOFFIN						
Salyersville Nursing and Rehabilitation Center	49	30	24	11	0	114
MAGOFFIN County Total:	49	30	24	11	0	114
MARTIN						
Martin County Health Care Facility	10	13	25	14	0	62
MARTIN County Total:	10	13	25	14	0	62
PIKE						
Good Shepherd Community Nursing Center	23	32	21	15	0	91
Landmark of Elkhorn City Rehabilitation Center	17	24	31	28	0	100
Parkview Post-Acute and Rehabilitation Center	0	0	0	0	0	0
Pikeville Nursing and Rehab Center	10	24	33	18	0	85
Tug Valley ARH Skilled Nursing Facility	0	2	3	3	11	19
PIKE County Total:	50	82	88	64	11	295
ADD: 11 Total	144	170	235	162	11	722
ADD:12						
BREATHITT						
Landmark of Breathitt County Rehabilitation and Nursing Center, LLC	11	12	20	10	0	53
BREATHITT County Total:	11	12	20	10	0	53
KNOTT						
Knott County Health and Rehabilitation Center	17	15	33	20	0	85
KNOTT County Total:	17	15	33	20	0	85

ADD / Facility	Under 65	65-74	75-84	Over 85	Unknown	Total
LEE						
Lee County Care and Rehabilitation Center	25	28	28	22	0	103
LEE County Total:	25	28	28	22	0	103
LESLIE						
Hyden Health and Rehabilitation Center	20	20	28	19	0	87
LESLIE County Total:	20	20	28	19	0	87
LETCHER						
Letcher Manor	35	38	25	16	0	114
LETCHER County Total:	35	38	25	16	0	114
OWSLEY						
Owsley County Health Care Center	14	21	29	16	0	80
OWSLEY County Total:	14	21	29	16	0	80
PERRY						
Hazard Health and Rehabilitation Center	28	53	56	35	0	172
Paul E Patton Eastern Ky Veterans Center	5	14	41	29	0	89
PERRY County Total:	33	67	97	64	0	261
WOLFE						
Wolfe County Health and Rehabilitation Center	11	17	34	33	0	95
WOLFE County Total:	11	17	34	33	0	95
ADD: 12 Total	166	218	294	200	0	878
ADD:13						
BELL						
Middlesboro Nursing and Rehab	6	13	33	41	0	93
Mountain View Nursing and Rehab Ctr	13	12	18	7	0	50
Pineville Community Hospital LTC	0	0	0	0	0	0
BELL County Total:	19	25	51	48	0	143
CLAY						
Landmark of Laurel Creek Rehab and Nursing	7	18	34	22	0	81
CLAY County Total:	7	18	34	22	0	81
HARLAN						
Harlan Health and Rehabilitation Center	39	42	32	17	0	130
Tri-Cities Nursing and Rehabilitation Center	9	14	31	19	0	73
HARLAN County Total:	48	56	63	36	0	203

ADD / Facility	Under 65	65-74	75-84	Over 85	Unknown	Total
JACKSON						
Signature HealthCare at Jackson Manor	8	13	16	9	0	46
JACKSON County Total:	8	13	16	9	0	46
KNOX						
Barbourville Health and Rehabilitation Center	10	29	40	36	0	115
Christian Health Center - Corbin	4	15	41	38	0	98
KNOX County Total:	14	44	81	74	0	213
LAUREL						
Hillcrest Health and Rehabilitation Center	11	33	25	25	0	94
Laurel Heights Home for the Elderly	7	23	44	62	0	136
LAUREL County Total:	18	56	69	87	0	230
ROCKCASTLE						
Rockcastle Health and Rehabilitation Center	18	30	21	21	0	90
Rockcastle Regional Hospital and Respiratory Care	81	23	8	4	0	116
ROCKCASTLE County Total:	99	53	29	25	0	206
WHITLEY						
Corbin Health and Rehabilitation Center	19	27	24	9	0	79
The Heritage	6	14	28	33	0	81
Williamsburg Health and Rehabilitation Center	4	18	40	34	0	96
WHITLEY County Total:	29	59	92	76	0	256
ADD: 13 Total	242	324	435	377	0	1,378
ADD:14						
ADAIR						
Signature Healthcare at Summit Manor Rehab	11	23	19	24	0	77
ADAIR County Total:	11	23	19	24	0	77
CASEY						
Liberty Care and Rehabilitation Center	12	17	30	29	0	88
CASEY County Total:	12	17	30	29	0	88
CLINTON						
Clinton County Care and Rehabilitation Center	3	5	20	18	0	46
CLINTON County Total:	3	5	20	18	0	46

ADD / Facility	Under 65	65-74	75-84	Over 85	Unknown	Total
CUMBERLAND						
Cumberland Valley Nursing and Rehabilitation Center	13	10	30	15	0	68
CUMBERLAND County Total:	13	10	30	15	0	68
GREEN						
Green River Trails	11	24	30	32	0	97
McDowell Skilled Nursing Facility	0	0	0	0	0	0
GREEN County Total:	11	24	30	32	0	97
MCCREARY						
Signature Healthcare of McCreary County Rehab	6	14	19	12	0	51
MCCREARY County Total:	6	14	19	12	0	51
PULASKI						
Cumberland Nursing and Rehabilitation Center	16	22	22	30	0	90
Lake Cumberland Regional Hospital SCU	0	3	2	3	0	8
Somerset Nursing and Rehabilitation Facility	8	14	38	59	0	119
Somerwoods Nursing and Rehabilitation	19	31	37	25	0	112
PULASKI County Total:	43	70	99	117	0	329
RUSSELL						
Fair Oaks Health Systems	15	17	32	34	0	98
RUSSELL County Total:	15	17	32	34	0	98
TAYLOR						
Campbellsville Nursing and Rehabilitation	3	9	24	21	0	57
Grandview Nursing and Rehabilitation Facility	7	6	25	39	0	77
TAYLOR County Total:	10	15	49	60	0	134
WAYNE						
Mountain Ridge Health and Rehabilitation	10	13	14	18	0	55
WAYNE County Total:	10	13	14	18	0	55
ADD: 14 Total	134	208	342	359	0	1,043
ADD:15						
ANDERSON						
Signature Healthcare at Heritage Hall Rehab	5	21	38	22	0	86
ANDERSON County Total:	5	21	38	22	0	86

ADD / Facility	Under 65	65-74	75-84	Over 85	Unknown	Total
BOURBON						
Bourbon Heights	4	9	18	29	0	60
BOURBON County Total:	4	9	18	29	0	60
BOYLE						
Danville Center for Health	10	30	26	19	0	85
Landmark of Danville Rehabilitation and Nursing Center, LLC	8	13	19	35	0	75
BOYLE County Total:	18	43	45	54	0	160
CLARK						
Clark Regional Medical Center Transitional Care Unit	0	0	0	0	0	0
Fountain Circle Care and Rehab Center	39	37	39	19	0	134
CLARK County Total:	39	37	39	19	0	134
ESTILL						
Irvine Nursing and Rehabilitation	20	15	24	25	0	84
ESTILL County Total:	20	15	24	25	0	84
FAYETTE						
Bluegrass Care and Rehabilitation Center	17	35	37	18	0	107
Cambridge Nursing and Rehabilitation Center	19	19	39	22	0	99
Cardinal Hill Rehab Unit	4	13	9	7	0	33
Homestead Post Acute	9	36	52	29	0	126
Lexington Country Place	2	4	14	64	0	84
Lexington Premier Nursing and Rehab, LLC	18	24	36	28	0	106
Mayfair Manor	13	23	25	24	0	85
Northpoint Lexington Healthcare Center	17	35	43	43	0	138
Pine Meadows Post Acute	13	34	50	17	0	114
Sayre Christian Village Nursing Home	5	24	35	80	0	144
Signature Healthcare at Tanbark Rehab	0	0	0	0	0	0
The Willows at Citation	1	3	10	28	0	42
The Willows at Fritz Farm	0	5	17	25	0	47
The Willows at Hamburg	1	7	13	26	0	47
FAYETTE County Total:	119	262	380	411	0	1,172
FRANKLIN						
Bradford Square Center	33	19	29	13	0	94
Frankfort Trails	29	13	23	10	0	75
FRANKLIN County Total:	62	32	52	23	0	169

ADD / Facility	Under 65	65-74	75-84	Over 85	Unknown	Total
GARRARD						
Landmark of Lancaster Rehabilitation and Nursing	12	24	25	28	0	89
GARRARD County Total:	12	24	25	28	0	89
HARRISON						
Cedar Ridge Health Campus	1	1	19	22	0	43
Edgemont Healthcare	11	19	23	11	0	64
Grand Haven Nursing Home	7	18	15	11	0	51
HARRISON County Total:	19	38	57	44	0	158
JESSAMINE						
Nicholasville Nursing and Rehabilitation	10	13	26	12	0	61
Thomson Hood Veterans Center	3	13	52	74	0	142
JESSAMINE County Total:	13	26	78	86	0	203
LINCOLN						
Stanford Crossing	27	26	31	22	0	106
LINCOLN County Total:	27	26	31	22	0	106
MADISON						
Berea Health and Rehabilitation	10	30	11	21	0	72
Kenwood Health and Rehabilitation Center	10	17	40	22	0	89
Madison Health and Rehabilitation Center	30	24	21	13	0	88
Telford Terrace	0	2	4	14	0	20
The Terrace Nursing and Rehabilitation	8	11	39	34	0	92
MADISON County Total:	58	84	115	104	0	361
MERCER						
Harrodsburg Health and Rehab Ctr.	13	30	29	19	0	91
The Willows at Harrodsburg	3	4	11	18	0	36
MERCER County Total:	16	34	40	37	0	127
NICHOLAS						
Willowbrook Healthcare	0	0	0	0	0	0
NICHOLAS County Total:	0	0	0	0	0	0
POWELL						
Stanton Nursing and Rehabilitation Center	20	17	19	12	0	68
POWELL County Total:	20	17	19	12	0	68
SCOTT						
Dover Nursing and Rehabilitation	11	19	22	22	0	74
Signature Healthcare of Georgetown	10	13	23	17	0	63
SCOTT County Total:	21	32	45	39	0	137

ADD / Facility	Under 65	65-74	75-84	Over 85	Unknown	Total
WOODFORD						
The Homeplace at Midway	0	0	9	14	0	23
WOODFORD County Total:	0	0	9	14	0	23
ADD: 15 Total	453	700	1,015	969	0	3,137
Statewide Total	3,391	4,905	6,674	6,286	91	21,347

2024 ANNUAL KENTUCKY LONG TERM CARE UTILIZATION AND SERVICE REPORT

Table 16 - Facility Resident Age Distribution- Personal Care Beds

ADD / Facility	Under 65	65-74	75-84	Over 85	Unknown	Total
ADD:1						
CARLISLE						
Countryside Center	3	5	0	0	0	8
CARLISLE County Total:	3	5	0	0	0	8
GRAVES						
Fern Terrace of Mayfield	95	23	10	1	0	129
GRAVES County Total:	95	23	10	1	0	129
HICKMAN						
Clinton Hickman County Nursing Facility	0	0	2	1	0	3
Clinton Place	4	2	3	1	0	10
HICKMAN County Total:	4	2	5	2	0	13
ADD: 1 Total	102	30	15	3	0	150
ADD:2						
CALDWELL						
Highland Homes I LLC	32	8	3	0	0	43
CALDWELL County Total:	32	8	3	0	0	43
CHRISTIAN						
Christian County Manor I LLC	35	10	1	0	0	46
Christian Health Center, Hopkinsville	0	0	0	1	0	1
Pennyryle I LLC	46	22	10	3	0	81
CHRISTIAN County Total:	81	32	11	4	0	128
CRITTENDEN						
Crittenden County Health and Rehabilitation Center	0	0	0	0	0	0
CRITTENDEN County Total:	0	0	0	0	0	0
HOPKINS						
Madisonville Rest Home I LLC	35	10	5	0	0	50

2024 ANNUAL KENTUCKY LONG TERM CARE UTILIZATION AND SERVICE REPORT

Table 16 - Facility Resident Age Distribution- Personal Care Beds

ADD / Facility	Under 65	65-74	75-84	Over 85	Unknown	Total
The Homestead	43	7	2	0	0	52
HOPKINS County Total:	78	17	7	0	0	102
MUHLENBERG						
Greenville Nursing and Rehabilitation	0	0	0	0	0	0
Sparks Nursing Center	38	20	14	2	0	74
MUHLENBERG County Total:	38	20	14	2	0	74
TRIGG						
Better Senior Living I, LLC	43	10	1	0	0	54
TRIGG County Total:	43	10	1	0	0	54
ADD: 2 Total	272	87	36	6	0	401
ADD:3						
DAVISS						
Carmel Home	0	2	9	67	0	78
Chautauqua Health and Rehab	3	4	3	0	0	10
Davco Rest Home	68	10	8	0	0	86
Fern Terrace of Owensboro, LLC	19	25	9	3	0	56
Rosedale Rest Home	0	0	0	0	0	0
DAVISS County Total:	90	41	29	70	0	230
HANCOCK						
Lewisport Rest Home I LLC	43	6	7	0	0	56
HANCOCK County Total:	43	6	7	0	0	56
HENDERSON						
Henderson Manor	26	3	0	0	0	29
HENDERSON County Total:	26	3	0	0	0	29

2024 ANNUAL KENTUCKY LONG TERM CARE UTILIZATION AND SERVICE REPORT

Table 16 - Facility Resident Age Distribution- Personal Care Beds

ADD / Facility	Under 65	65-74	75-84	Over 85	Unknown	Total
OHIO						
Beaver Dam Nursing and Rehab Center	1	3	2	0	0	6
OHIO County Total:	1	3	2	0	0	6
ADD: 3 Total	160	53	38	70	0	321
ADD:4						
ALLEN						
Cornerstone Manor	28	2	0	0	0	30
Scottsville Manor	27	1	1	0	0	29
ALLEN County Total:	55	3	1	0	0	59
BARREN						
NHC HealthCare, Glasgow	0	0	0	0	0	0
BARREN County Total:	0	0	0	0	0	0
METCALFE						
Harpers Home for the Aged	12	1	0	0	0	13
Metcalfe Health Care Center	0	3	2	1	0	6
METCALFE County Total:	12	4	2	1	0	19
SIMPSON						
Lewis Memorial Methodist Home	0	0	0	0	0	0
SIMPSON County Total:	0	0	0	0	0	0
WARREN						
Christian Health Center of Bowling Green	0	3	10	32	0	45
Fern Terrace of Bowling Green	0	0	0	0	0	0
WARREN County Total:	0	3	10	32	0	45
ADD: 4 Total	67	10	13	33	0	123

2024 ANNUAL KENTUCKY LONG TERM CARE UTILIZATION AND SERVICE REPORT

Table 16 - Facility Resident Age Distribution- Personal Care Beds

ADD / Facility	Under 65	65-74	75-84	Over 85	Unknown	Total
ADD:5						
HARDIN						
Helmwood Healthcare Ctr. and Elizabeth Sanford Swope Personal Care	0	0	2	9	0	11
Peridot Senior Living	0	1	3	13	0	17
Signature Healthcare at North Hardin Rehab	0	0	0	0	0	0
HARDIN County Total:	0	1	5	22	0	28
MARION						
Loretto Living Ctr. at Loretto Motherhouse Infirmary, Inc.	0	1	2	3	0	6
The Village of Lebanon II	0	0	0	0	0	0
MARION County Total:	0	1	2	3	0	6
WASHINGTON						
Sansbury Care Center	0	0	2	3	0	5
WASHINGTON County Total:	0	0	2	3	0	5
ADD: 5 Total	0	2	9	28	0	39
ADD:6						
BULLITT						
Colonial House of Shepherdsville	19	37	5	0	0	61
BULLITT County Total:	19	37	5	0	0	61
JEFFERSON						
Barton House of Louisville 1	0	1	8	9	0	18
Crescent Grove Memory and Personal Care Community and Sam Swope Center	0	6	23	45	0	74
Eastern Star Home in KY	0	0	2	5	0	7
Glen Ridge Health Campus	0	0	5	14	0	19
Hallmark House Louisville II	0	1	14	12	0	27
Little Sisters of the Poor	0	1	0	6	0	7

2024 ANNUAL KENTUCKY LONG TERM CARE UTILIZATION AND SERVICE REPORT

Table 16 - Facility Resident Age Distribution- Personal Care Beds

ADD / Facility	Under 65	65-74	75-84	Over 85	Unknown	Total
Louisville Protestant Altenheim	0	2	2	4	0	8
Nazareth Home	0	3	9	30	0	42
Nazareth Home Clifton	0	0	0	0	0	0
The Springs at Stony Brook	0	3	4	20	0	27
Treyton Oaks Towers	0	1	16	31	0	48
Wesley Manor	0	3	8	16	0	27
JEFFERSON County Total:	0	21	91	192	0	304
SHELBY						
Colonial Manor	57	0	0	0	0	57
Maple Grove Senior Living LLC	3	4	5	8	0	20
SHELBY County Total:	60	4	5	8	0	77
ADD: 6 Total	79	62	101	200	0	442
ADD:7						
CAMPBELL						
Carmel Manor	1	2	6	4	0	13
CAMPBELL County Total:	1	2	6	4	0	13
CARROLL						
Carrollton Manor	21	9	2	0	0	32
Valley Haven Rest Home	22	19	3	0	0	44
CARROLL County Total:	43	28	5	0	0	76
KENTON						
Ivy Knoll	5	4	17	9	0	35
Regency Manor	10	33	1	0	0	44
Regency Manor North	0	0	0	0	0	0
Rosedale Green	0	1	3	3	0	7
KENTON County Total:	15	38	21	12	0	86

2024 ANNUAL KENTUCKY LONG TERM CARE UTILIZATION AND SERVICE REPORT

Table 16 - Facility Resident Age Distribution- Personal Care Beds

ADD / Facility	Under 65	65-74	75-84	Over 85	Unknown	Total
PENDLETON						
Falmouth Personal Care Home	25	2	0	0	0	27
The Front Gate	9	9	1	0	0	19
PENDLETON County Total:	34	11	1	0	0	46
ADD: 7 Total	93	79	33	16	0	221
ADD:8						
LEWIS						
Vanceburg Hills	0	0	0	0	0	0
LEWIS County Total:	0	0	0	0	0	0
ADD: 8 Total	0	0	0	0	0	0
ADD:9						
MENIFEE						
Edgewood Estates	3	0	0	0	0	3
MENIFEE County Total:	3	0	0	0	0	3
MONTGOMERY						
Regency Memory Care	0	2	5	11	0	18
MONTGOMERY County Total:	0	2	5	11	0	18
MORGAN						
West Liberty Nursing and Rehabilitation Center	0	0	0	0	0	0
MORGAN County Total:	0	0	0	0	0	0
ADD: 9 Total	3	2	5	11	0	21
ADD:10						
BOYD						
Frasures Personal Care Home	45	4	2	0	0	51
Genesis Health of Ashland	11	12	0	0	0	23
Genesis II Health	8	10	0	0	4	22

2024 ANNUAL KENTUCKY LONG TERM CARE UTILIZATION AND SERVICE REPORT

Table 16 - Facility Resident Age Distribution- Personal Care Beds

ADD / Facility	Under 65	65-74	75-84	Over 85	Unknown	Total
Kings Daughters and Sons Home	0	4	13	17	0	34
BOYD County Total:	64	30	15	17	4	130
GREENUP						
Trinity Station Retirement Community	0	2	13	9	0	24
GREENUP County Total:	0	2	13	9	0	24
LAWRENCE						
The Jordan Center	0	0	0	0	0	0
LAWRENCE County Total:	0	0	0	0	0	0
ADD: 10 Total	64	32	28	26	4	154
ADD:11						
JOHNSON						
Venture Home of Paintsville	0	0	0	0	0	0
JOHNSON County Total:	0	0	0	0	0	0
MAGOFFIN						
Salyersville Nursing and Rehabilitation Center	0	0	0	0	0	0
MAGOFFIN County Total:	0	0	0	0	0	0
PIKE						
Good Shepherd Community Nursing Center	0	0	0	0	0	0
PIKE County Total:	0	0	0	0	0	0
ADD: 11 Total	0	0	0	0	0	0

2024 ANNUAL KENTUCKY LONG TERM CARE UTILIZATION AND SERVICE REPORT

Table 16 - Facility Resident Age Distribution- Personal Care Beds

ADD / Facility	Under 65	65-74	75-84	Over 85	Unknown	Total
ADD:12						
KNOTT						
Golden Years Rest Home	36	20	20	2	0	78
KNOTT County Total:	36	20	20	2	0	78
ADD: 12 Total	36	20	20	2	0	78
ADD:13						
BELL						
Generations Center of Middlesboro	50	4	4	2	0	60
BELL County Total:	50	4	4	2	0	60
HARLAN						
The Laurels	30	19	9	2	0	60
HARLAN County Total:	30	19	9	2	0	60
KNOX						
Christian Health Center - Corbin	0	1	0	0	0	1
KNOX County Total:	0	1	0	0	0	1
ADD: 13 Total	80	24	13	4	0	121
ADD:14						
MCCREARY						
Cumberland Manor Rest Home I LLC	28	11	3	0	0	42
MCCREARY County Total:	28	11	3	0	0	42
PULASKI						
Crestview Personal Care	11	10	3	0	0	24
PULASKI County Total:	11	10	3	0	0	24
TAYLOR						
Bluegrass Way	1	2	9	8	0	20
TAYLOR County Total:	1	2	9	8	0	20

2024 ANNUAL KENTUCKY LONG TERM CARE UTILIZATION AND SERVICE REPORT

Table 16 - Facility Resident Age Distribution- Personal Care Beds

ADD / Facility	Under 65	65-74	75-84	Over 85	Unknown	Total
WAYNE						
Dishman Personal Care Home	36	9	4	0	0	49
Mountain Ridge Health and Rehabilitation	0	0	0	0	0	0
WAYNE County Total:	36	9	4	0	0	49
ADD: 14 Total	76	32	19	8	0	135
ADD:15						
BOURBON						
Bourbon Heights	0	0	0	1	0	1
BOURBON County Total:	0	0	0	1	0	1
ESTILL						
Irvine Nursing and Rehabilitation	1	1	0	0	0	2
ESTILL County Total:	1	1	0	0	0	2
FAYETTE						
Central Ky Recovery Center Unit 1	0	0	0	0	0	0
Central KY Recovery Center Unit 2	12	0	0	0	0	12
Signature Healthcare at Tanbark Rehab	0	0	0	0	0	0
The Willows at Fritz Farm	0	0	0	0	0	0
The Willows at Hamburg	0	2	5	17	0	24
FAYETTE County Total:	12	2	5	17	0	36
HARRISON						
Parkside Manor	32	13	1	0	0	46
Shady Lawn	55	8	5	0	0	68
HARRISON County Total:	87	21	6	0	0	114
JESSAMINE						
Bridgepointe at Ashgrove Woods	0	1	7	37	0	45
Rose Terrace, LLC	17	15	4	0	0	36

2024 ANNUAL KENTUCKY LONG TERM CARE UTILIZATION AND SERVICE REPORT

Table 16 - Facility Resident Age Distribution- Personal Care Beds

ADD / Facility	Under 65	65-74	75-84	Over 85	Unknown	Total
Wesley Village	0	0	4	19	0	23
JESSAMINE County Total:	17	16	15	56	0	104
LINCOLN						
Waynesburg Manor	14	11	3	0	0	28
LINCOLN County Total:	14	11	3	0	0	28
MADISON						
Telford Terrace	0	0	1	13	0	14
MADISON County Total:	0	0	1	13	0	14
MERCER						
The Willows at Harrodsburg	0	0	7	20	0	27
MERCER County Total:	0	0	7	20	0	27
POWELL						
Stanton Nursing and Rehabilitation Center	0	0	0	1	0	1
POWELL County Total:	0	0	0	1	0	1
WOODFORD						
Taylor Manor Nursing Home	0	0	1	2	0	3
WOODFORD County Total:	0	0	1	2	0	3
ADD: 15 Total	131	51	38	110	0	330
Statewide Total	1,163	484	368	517	4	2,536

2024 ANNUAL KENTUCKY LONG TERM CARE UTILIZATION AND SERVICE REPORT

Table 17 - Facility Resident Age Distribution - Nursing Home (CCRC) Beds

ADD / Facility	Under 65	65-74	75-84	Over 85	Unknown	Total
ADD:2						
CHRISTIAN						
Christian Health Center, Hopkinsville	0	1	0	1	0	2
CHRISTIAN County Total:	0	1	0	1	0	2
LYON						
Rivers Bend Retirement Community	0	1	3	3	0	7
LYON County Total:	0	1	3	3	0	7
ADD: 2 Total	0	2	3	4	0	9
ADD:3						
UNION						
Breckinridge Place	0	1	1	6	0	8
UNION County Total:	0	1	1	6	0	8
ADD: 3 Total	0	1	1	6	0	8
ADD:4						
WARREN						
Christian Health Center of Bowling Green	0	0	7	13	0	20
WARREN County Total:	0	0	7	13	0	20
ADD: 4 Total	0	0	7	13	0	20
ADD:5						
MARION						
The Village of Lebanon II	0	0	1	3	0	4
MARION County Total:	0	0	1	3	0	4
ADD: 5 Total	0	0	1	3	0	4
ADD:6						
JEFFERSON						
Louisville Protestant Altenheim	0	0	2	2	0	4

2024 ANNUAL KENTUCKY LONG TERM CARE UTILIZATION AND SERVICE REPORT

Table 17 - Facility Resident Age Distribution - Nursing Home (CCRC) Beds

ADD / Facility	Under 65	65-74	75-84	Over 85	Unknown	Total
River Oaks Post Acute and Rehabilitation Center	0	0	0	0	0	0
The Springs at Stony Brook	0	2	3	12	0	17
The Willows at Springhurst	0	0	0	0	0	0
Wesley Manor	0	0	0	0	0	0
JEFFERSON County Total:	0	2	5	14	0	21
ADD: 6 Total	0	2	5	14	0	21
ADD:7						
KENTON						
Madonna Manor	1	0	0	0	0	1
KENTON County Total:	1	0	0	0	0	1
ADD: 7 Total	1	0	0	0	0	1
ADD:10						
GREENUP						
Trinity Station Retirement Community	0	0	2	4	0	6
GREENUP County Total:	0	0	2	4	0	6
ADD: 10 Total	0	0	2	4	0	6
ADD:13						
KNOX						
Christian Health Center - Corbin	0	0	1	0	0	1
KNOX County Total:	0	0	1	0	0	1
LAUREL						
Laurel Heights Home for the Elderly	0	1	9	7	0	17
LAUREL County Total:	0	1	9	7	0	17
ADD: 13 Total	0	1	10	7	0	18

2024 ANNUAL KENTUCKY LONG TERM CARE UTILIZATION AND SERVICE REPORT

Table 17 - Facility Resident Age Distribution - Nursing Home (CCRC) Beds

ADD / Facility	Under 65	65-74	75-84	Over 85	Unknown	Total
ADD:14						
PULASKI						
The Neighborhood Nursing Facility	0	2	3	7	0	12
PULASKI County Total:	0	2	3	7	0	12
ADD: 14 Total	0	2	3	7	0	12
ADD:15						
FAYETTE						
Sayre Christian Village Nursing Home	1	2	4	5	0	12
The Willows at Citation	0	0	2	0	0	2
The Willows at Hamburg	0	1	2	6	0	9
FAYETTE County Total:	1	3	8	11	0	23
HARRISON						
Cedar Ridge Health Campus	0	0	2	2	0	4
HARRISON County Total:	0	0	2	2	0	4
JESSAMINE						
Bridgepointe at Ashgrove Woods	0	0	2	2	0	4
Wesley Village	0	1	2	24	0	27
JESSAMINE County Total:	0	1	4	26	0	31
MADISON						
Telford Terrace	0	0	0	1	0	1
MADISON County Total:	0	0	0	1	0	1
MERCER						
The Willows at Harrodsburg	0	0	0	8	0	8
MERCER County Total:	0	0	0	8	0	8

2024 ANNUAL KENTUCKY LONG TERM CARE UTILIZATION AND SERVICE REPORT

Table 17 - Facility Resident Age Distribution - Nursing Home (CCRC) Beds

ADD / Facility	Under 65	65-74	75-84	Over 85	Unknown	Total
WOODFORD						
The Homeplace at Midway	0	0	4	1	0	5
WOODFORD County Total:	0	0	4	1	0	5
ADD: 15 Total	1	4	18	49	0	72
Statewide Total	2	12	50	107	0	171

2024 ANNUAL KENTUCKY LONG TERM CARE UTILIZATION AND SERVICE REPORT

Table 18 - Facility Resident Age Distribution- Nursing Home (Non-CCRC) Beds

ADD / Facility	Under 65	65-74	75-84	Over 85	Unknown	Total
ADD:3						
DAVIESS						
Hermitage Care and Rehabilitation Center	2	3	3	8	0	16
DAVIESS County Total:	2	3	3	8	0	16
WEBSTER						
Shemwell Nursing Home	1	1	3	15	0	20
WEBSTER County Total:	1	1	3	15	0	20
ADD: 3 Total	3	4	6	23	0	36
ADD:15						
BOURBON						
Bourbon Heights	1	0	5	10	0	16
BOURBON County Total:	1	0	5	10	0	16
WOODFORD						
Taylor Manor Nursing Home	0	2	5	12	0	19
WOODFORD County Total:	0	2	5	12	0	19
ADD: 15 Total	1	2	10	22	0	35
Statewide Total	4	6	16	45	0	71

2024 ANNUAL KENTUCKY LONG TERM CARE UTILIZATION AND SERVICE REPORT

Table 19 - Facility Resident Age Distribution- Intermediate Care Beds

ADD / Facility	Under 65	65-74	75-84	Over 85	Unknown	Total
ADD:3						
WEBSTER						
Shemwell Nursing Home	0	0	1	0	0	1
WEBSTER County Total:	0	0	1	0	0	1
ADD: 3 Total	0	0	1	0	0	1
ADD:4						
WARREN						
Christian Health Center of Bowling Green	0	0	1	1	0	2
WARREN County Total:	0	0	1	1	0	2
ADD: 4 Total	0	0	1	1	0	2
ADD:6						
JEFFERSON						
Eastern Star Home in KY	0	0	2	7	0	9
Louisville Protestant Altenheim	0	0	5	6	0	11
JEFFERSON County Total:	0	0	7	13	0	20
ADD: 6 Total	0	0	7	13	0	20
ADD:15						
HARRISON						
Cedar Ridge Health Campus	0	0	0	2	0	2
HARRISON County Total:	0	0	0	2	0	2
JESSAMINE						
Wesley Village	0	0	0	1	0	1
JESSAMINE County Total:	0	0	0	1	0	1
MADISON						
Telford Terrace	0	0	1	1	0	2
MADISON County Total:	0	0	1	1	0	2

2024 ANNUAL KENTUCKY LONG TERM CARE UTILIZATION AND SERVICE REPORT

Table 19 - Facility Resident Age Distribution- Intermediate Care Beds

ADD / Facility	Under 65	65-74	75-84	Over 85	Unknown	Total
WOODFORD						
Taylor Manor Nursing Home	0	0	1	4	0	5
WOODFORD County Total:	0	0	1	4	0	5
ADD: 15 Total	0	0	2	8	0	10
Statewide Total	0	0	11	22	0	33

2024 ANNUAL KENTUCKY LONG TERM CARE UTILIZATION AND SERVICE REPORT

Table 20 - Facility Resident Age Distribution- Alzheimer Facility Beds

ADD / Facility	Under 65	65-74	75-84	Over 85	Unknown	Total
ADD:3						
DAVIESS						
Wellington Parc of Owensboro	1	1	21	26	0	49
DAVIESS County Total:	1	1	21	26	0	49
ADD: 3 Total	1	1	21	26	0	49
ADD:4						
WARREN						
Magnolia Village Nursing and Rehabilitation Center	0	2	18	30	0	50
WARREN County Total:	0	2	18	30	0	50
ADD: 4 Total	0	2	18	30	0	50
Statewide Total	1	3	39	56	0	99

2024 ANNUAL KENTUCKY LONG TERM CARE UTILIZATION AND SERVICE REPORT

Table 21 - Facility Resident Age Distribution - ICF/IID Beds

ADD / Facility	Under 65	65-74	75-84	Over 85	Unknown	Total
ADD:2						
CHRISTIAN						
Outwood ICF/IID	43	6	1	0	0	50
CHRISTIAN County Total:	43	6	1	0	0	50
ADD: 2 Total	43	6	1	0	0	50
ADD:3						
DAVIESS						
Wendell Fosters Campus for Dev. Disabilities	57	6	0	0	0	63
DAVIESS County Total:	57	6	0	0	0	63
ADD: 3 Total	57	6	0	0	0	63
ADD:6						
BULLITT						
Meadows ICF/IID	6	2	0	0	0	8
BULLITT County Total:	6	2	0	0	0	8
HENRY						
Cedar Lake Lodge Park Place I	5	1	2	0	0	8
Cedar Lake Lodge Park Place II	6	2	0	0	0	8
HENRY County Total:	11	3	2	0	0	16
JEFFERSON						
Bingham Gardens	20	0	0	0	0	20
Del Maria ICF/IID	6	2	0	0	0	8
Hazelwood Center	38	4	4	0	0	46
JEFFERSON County Total:	64	6	4	0	0	74
OLDHAM						
Cedar Lake Lodge	44	14	5	0	0	63
Cedar Lake Lodge Sycamore Run I	1	3	0	0	0	4

2024 ANNUAL KENTUCKY LONG TERM CARE UTILIZATION AND SERVICE REPORT

Table 21 - Facility Resident Age Distribution - ICF/IID Beds

ADD / Facility	Under 65	65-74	75-84	Over 85	Unknown	Total
Cedar Lake Lodge Sycamore Run II	3	1	0	0	0	4
Windsong ICF/IID	4	3	1	0	0	8
OLDHAM County Total:	52	21	6	0	0	79
ADD: 6 Total	133	32	12	0	0	177
ADD:14						
PULASKI						
Oakwood ICF/IID Unit 1	41	12	2	0	0	55
Oakwood ICF/IID Unit 2	32	0	0	0	0	32
Oakwood ICF/IID Unit 3	8	1	0	0	0	9
Oakwood ICF/IID Unit 4	20	1	0	0	0	21
PULASKI County Total:	101	14	2	0	0	117
ADD: 14 Total	101	14	2	0	0	117
Statewide Total	334	58	15	0	0	407

KENTUCKY ANNUAL LONG-TERM CARE SERVICES REPORT



KENTUCKY CABINET FOR
HEALTH AND FAMILY SERVICES

SECTION IV: PATIENT DEATH
DISTRIBUTION DATA

Table 22 - Facility Resident Death Distribution- Nursing Facility Beds 2024

ADD / Facility	Under 65	65-74	75-84	Over 85	Unknown	Total
ADD:1						
BALLARD						
Life Care Center of LaCenter	3	0	4	18	0	25
BALLARD County Total:	3	0	4	18	0	25
CALLOWAY						
Spring Creek Post Acute and Rehab	0	0	0	0	14	14
CALLOWAY County Total:	0	0	0	0	14	14
CARLISLE						
Countryside Center	2	6	7	12	0	27
CARLISLE County Total:	2	6	7	12	0	27
FULTON						
Fulton Nursing and Rehab	2	6	6	5	0	19
FULTON County Total:	2	6	6	5	0	19
GRAVES						
Green Acres Health Care	5	2	9	10	0	26
Mayfield Health and Rehabilitation	0	0	0	0	0	0
Mills Nursing and Rehabilitation	3	9	12	23	0	47
GRAVES County Total:	8	11	21	33	0	73
HICKMAN						
Clinton Hickman County Nursing Facility	0	0	9	9	0	18
Clinton Place	8	7	10	7	0	32
HICKMAN County Total:	8	7	19	16	0	50
MARSHALL						
Calvert City Convalescent Center	0	1	9	30	0	40
Lake Way Nursing and Rehabilitation Center	0	3	10	11	0	24

Table 22 - Facility Resident Death Distribution- Nursing Facility Beds 2024

ADD / Facility	Under 65	65-74	75-84	Over 85	Unknown	Total
Oakview Nursing and Rehabilitation Center	4	3	9	10	0	26
MARSHALL County Total:	4	7	28	51	0	90
MCCRACKEN						
Baptist Health Paducah (LTC)	0	0	0	0	0	0
Parkview Nursing and Rehabilitation Center (Paducah)	1	10	13	35	0	59
Providence Pointe Healthcare	0	0	7	12	0	19
River Haven Nursing and Rehab	7	7	6	2	0	22
Stonecreek Health and Rehab	6	8	10	9	0	33
MCCRACKEN County Total:	14	25	36	58	0	133
ADD: 1 Total	41	62	121	193	14	431
ADD:2						
CALDWELL						
Princeton Health and Rehab Center	5	9	11	22	0	47
CALDWELL County Total:	5	9	11	22	0	47
CHRISTIAN						
Bradford Heights Health and Rehab Center	0	8	12	16	0	36
Christian Health Center, Hopkinsville	0	1	15	23	0	39
Christian Heights Nursing and Rehabilitation Center	3	4	2	2	0	11
Covingtons Convalescent Center	0	0	0	0	0	0
Western State Nursing Facility	1	1	5	4	0	11
CHRISTIAN County Total:	4	14	34	45	0	97
CRITTENDEN						
Crittenden County Health and Rehabilitation Center	0	3	6	0	0	9
CRITTENDEN County Total:	0	3	6	0	0	9

Table 22 - Facility Resident Death Distribution- Nursing Facility Beds 2024

ADD / Facility	Under 65	65-74	75-84	Over 85	Unknown	Total
HOPKINS						
Baptist Health Deaconess Madisonville (LTC)	0	0	0	0	0	0
Brighton Cornerstone Health Care	0	1	0	5	0	6
Dawson Springs Health and Rehab Ctr	1	3	13	9	0	26
Hillside Nursing and Rehabilitation Center	1	2	6	5	0	14
Joseph Eddie Ballard W. Kentucky Veterans Ctr.	0	1	15	11	0	27
Madisonville Health and Rehabilitation	5	6	10	9	0	30
Ridgewood Terrace Nursing Home	2	5	15	21	0	43
Tradewater Pointe	0	0	2	7	0	9
HOPKINS County Total:	9	18	61	67	0	155
LIVINGSTON						
Salem Springlake Health and Rehabilitation Center	0	3	6	5	0	14
LIVINGSTON County Total:	0	3	6	5	0	14
LYON						
Landmark of Kuttawa	1	4	11	6	0	22
Rivers Bend Retirement Community	0	0	0	3	0	3
LYON County Total:	1	4	11	9	0	25
MUHLENBERG						
Greenville Nursing and Rehabilitation	0	2	8	5	0	15
Maple Health and Rehabilitation	3	7	17	14	0	41
Owensboro Health Muhlenberg Community Hospital Long Term Care	1	1	8	15	0	25
MUHLENBERG County Total:	4	10	33	34	0	81
TODD						
Hearthstone Place	0	2	8	8	0	18
TODD County Total:	0	2	8	8	0	18

Table 22 - Facility Resident Death Distribution- Nursing Facility Beds 2024

ADD / Facility	Under 65	65-74	75-84	Over 85	Unknown	Total
TRIGG						
Shady Lawn Nursing and Rehabilitation Center	3	0	6	1	0	10
TRIGG County Total:	3	0	6	1	0	10
ADD: 2 Total	26	63	176	191	0	456
ADD:3						
DAVISS						
Carmel Home	0	1	2	10	0	13
Chautauqua Health and Rehab	3	7	14	13	0	37
Hermitage Care and Rehabilitation Center	0	0	4	14	0	18
Signature Healthcare at Hillcrest	1	5	15	21	0	42
The Transitional Care Center of Owensboro	0	2	3	2	0	7
Twin Rivers Nursing and Rehab Center	7	17	12	4	0	40
Wellington Parc of Owensboro	0	0	0	3	0	3
DAVISS County Total:	11	32	50	67	0	160
HANCOCK						
Heartland Villa Nursing and Rehabilitation Center	0	1	4	11	0	16
HANCOCK County Total:	0	1	4	11	0	16
HENDERSON						
Henderson Nursing and Rehabilitation Center	1	6	4	3	0	14
Redbanks	2	13	21	39	0	75
HENDERSON County Total:	3	19	25	42	0	89
MCLEAN						
Riverside Care and Rehab Ctr.	1	6	5	9	0	21
MCLEAN County Total:	1	6	5	9	0	21

Table 22 - Facility Resident Death Distribution- Nursing Facility Beds 2024

ADD / Facility	Under 65	65-74	75-84	Over 85	Unknown	Total
OHIO						
Beaver Dam Nursing and Rehab Center	1	0	4	8	0	13
Fordsville Nursing and Rehabilitation Center	1	3	1	3	0	8
Signature Healthcare of Hartford Rehab and Wellnes	2	6	9	10	0	27
OHIO County Total:	4	9	14	21	0	48
UNION						
Breckinridge Place	0	0	4	6	0	10
Morganfield Nursing and Rehabilitation Center	0	0	6	7	0	13
UNION County Total:	0	0	10	13	0	23
WEBSTER						
Redbanks Colonial Terrace	0	1	1	10	0	12
WEBSTER County Total:	0	1	1	10	0	12
ADD: 3 Total	19	68	109	173	0	369
ADD:4						
ALLEN						
Cal Turner Rehab and Specialty Care	3	9	22	7	0	41
ALLEN County Total:	3	9	22	7	0	41
BARREN						
Barren County Nursing and Rehab	3	4	10	17	0	34
Glasgow State Nursing Facility	0	4	4	1	0	9
Glenview Health Care Facility	0	3	6	4	0	13
NHC HealthCare, Glasgow	1	13	15	39	0	68
Signature Healthcare of Glasgow Rehab and Wellness Center	4	7	11	12	0	34
T.J. Samson Community Hospital Skilled Nursing Unit	0	0	3	0	0	3
BARREN County Total:	8	31	49	73	0	161

Table 22 - Facility Resident Death Distribution- Nursing Facility Beds 2024

ADD / Facility	Under 65	65-74	75-84	Over 85	Unknown	Total
BUTLER						
Morgantown Care and Rehabilitation Center	1	5	9	9	0	24
BUTLER County Total:	1	5	9	9	0	24
EDMONSON						
Edmonson Nursing and Rehabilitation Center	1	2	7	11	0	21
EDMONSON County Total:	1	2	7	11	0	21
HART						
Signature Healthcare of Hart County	0	5	5	10	0	20
HART County Total:	0	5	5	10	0	20
LOGAN						
Auburn Health Care	2	5	3	5	0	15
Creekwood Place Nursing and Rehab Center	1	4	5	23	0	33
LOGAN County Total:	3	9	8	28	0	48
METCALFE						
Metcalfe Health Care Center	1	3	13	6	0	23
METCALFE County Total:	1	3	13	6	0	23
MONROE						
Signature HealthCare of Monroe County Rehab	5	1	7	8	0	21
MONROE County Total:	5	1	7	8	0	21
SIMPSON						
Franklin-Simpson Nursing and Rehabilitation	0	6	4	1	0	11
SIMPSON County Total:	0	6	4	1	0	11

Table 22 - Facility Resident Death Distribution- Nursing Facility Beds 2024

ADD / Facility	Under 65	65-74	75-84	Over 85	Unknown	Total
WARREN						
Bowling Green Nursing and Rehabilitation	1	2	5	3	0	11
Christian Health Center of Bowling Green	0	0	0	4	0	4
Colonial Nursing and Rehabilitation Center	1	5	2	10	0	18
Greenwood Nursing and Rehabilitation	5	16	17	21	0	59
Hopkins Nursing and Rehabilitation Center	2	1	6	5	0	14
Signature Healthcare of Bowling Green	4	11	11	21	0	47
WARREN County Total:	13	35	41	64	0	153
ADD: 4 Total	35	106	165	217	0	523
ADD:5						
BRECKINRIDGE						
Breckinridge Memorial Nursing Facility	0	1	0	2	0	3
Hardinsburg Nursing and Rehabilitation	4	2	9	5	0	20
BRECKINRIDGE County Total:	4	3	9	7	0	23
GRAYSON						
Grayson Nursing and Rehab Center	1	0	8	13	0	22
Spring View Health and Rehab Center	0	2	16	4	0	22
GRAYSON County Total:	1	2	24	17	0	44
HARDIN						
Baptist Health Hardin (NF)	0	0	1	0	0	1
Elizabethtown Nursing and Rehab	2	1	9	10	0	22
Helmwood Healthcare Ctr. and Elizabeth Sanford Swope Personal Care	0	0	13	18	0	31
Kensington Nursing and Rehabilitation Center	2	4	12	14	0	32
Radcliff Veterans Center	1	2	12	8	0	23
Signature Healthcare at North Hardin Rehab	3	5	13	12	0	33

Table 22 - Facility Resident Death Distribution- Nursing Facility Beds 2024

ADD / Facility	Under 65	65-74	75-84	Over 85	Unknown	Total
Signature Healthcare of Elizabethtown	2	8	8	21	0	39
HARDIN County Total:	10	20	68	83	0	181
LARUE						
Sunrise Manor Nursing Home	0	11	15	17	0	43
LARUE County Total:	0	11	15	17	0	43
MARION						
Loretto Living Ctr. at Loretto Motherhouse Infirmary, Inc.	0	0	3	8	0	11
The Village of Lebanon II, LLC (NF)	0	3	9	8	0	20
MARION County Total:	0	3	12	16	0	31
MEADE						
Brandenburg Nursing and Rehabilitation	2	2	6	9	0	19
MEADE County Total:	2	2	6	9	0	19
NELSON						
Flaget Memorial Hospital NF	0	0	0	0	0	0
Landmark of Bardstown Rehab and Nursing	4	2	4	10	0	20
Signature Healthcare at Colonial Rehab	0	3	10	7	0	20
NELSON County Total:	4	5	14	17	0	40
WASHINGTON						
Sansbury Care Center	0	0	1	3	0	4
Springfield Nursing and Rehabilitation Center	4	2	8	10	0	24
WASHINGTON County Total:	4	2	9	13	0	28
ADD: 5 Total	25	48	157	179	0	409
ADD:6						
BULLITT						
Bedrock HC at Green Meadows	0	3	6	15	0	24

Table 22 - Facility Resident Death Distribution- Nursing Facility Beds 2024

ADD / Facility	Under 65	65-74	75-84	Over 85	Unknown	Total
Sanders Ridge Health Campus	0	1	7	9	0	17
BULLITT County Total:	0	4	13	24	0	41
HENRY						
New Castle Nursing and Rehab	2	3	4	7	0	16
HENRY County Total:	2	3	4	7	0	16
JEFFERSON						
Cherokee Park Rehabilitation	3	6	8	4	0	21
Clifton Heights	3	1	4	1	0	9
Crescent Grove Memory and Personal Care Community and Sam Swope Center	1	3	9	22	0	35
Essex Nursing and Rehabilitation Center	1	8	13	20	0	42
Forest Springs Health Campus	0	2	5	14	0	21
Franciscan Health Care Center	0	1	3	15	0	19
Glen Ridge Health Campus	0	2	14	19	0	35
Highlands Nursing and Rehabilitation Center	0	3	7	11	0	21
Hillcreek Rehabilitation and Care	0	0	0	0	0	0
Home of the Innocents	3	0	0	0	0	3
Jeffersontown Rehabilitation	2	4	6	7	0	19
Kindred Hospital - Louisville (SNF)	6	3	2	0	0	11
Klondike Nursing and Rehabilitation Center	0	1	1	0	0	2
Landmark of Iroquois Park and Nursing Center	2	1	2	7	0	12
Landmark of Louisville Rehab and Nursing	9	12	11	6	0	38
Landmark of River City Rehabilitation and Nursing	2	3	1	0	0	6
Little Sisters of the Poor	0	0	4	8	0	12
Louisville East Post Acute	4	11	15	18	0	48

Table 22 - Facility Resident Death Distribution- Nursing Facility Beds 2024

ADD / Facility	Under 65	65-74	75-84	Over 85	Unknown	Total
Lyndon Crossing	0	1	3	4	0	8
Nazareth Home	0	3	27	60	0	90
Nazareth Home Clifton	0	2	9	38	0	49
Park Terrace Health Campus	0	0	10	20	0	30
Regency Center	6	3	6	7	0	22
Regis Woods	0	0	0	0	0	0
River Oaks Post Acute and Rehabilitation Center	1	3	2	1	0	7
Rivers Edge Nursing and Rehabilitation Center	2	0	3	8	0	13
Seneca Place	9	13	9	14	0	45
Signature Healthcare at Glenview	0	0	0	0	0	0
Signature Healthcare at Jefferson Manor Rehab	5	8	9	14	0	36
Signature Healthcare at Jefferson Place Rehab	2	4	19	18	0	43
Signature Healthcare at Meadowview Rehab	0	0	0	0	0	0
Signature Healthcare at Rockford Rehab	1	4	4	3	0	12
Signature Healthcare at Summerfield Rehab and Wellness	7	10	10	7	0	34
Signature Healthcare at U of L Mary and Elizabeth Hosp.	0	0	0	0	0	0
Signature Healthcare of East Louisville	3	9	7	9	0	28
Signature Healthcare of South Louisville	0	7	13	14	0	34
St. Matthews Transitional Care	0	0	0	0	0	0
Sycamore Heights Health and Rehab	3	10	15	5	0	33
The Episcopal Church Home	0	1	4	7	0	12
The Springs at Stony Brook	0	3	9	17	0	29
The Willows at Springhurst	0	0	6	13	0	19
Treyton Oaks Towers	0	0	9	17	0	26
Valhalla Post Acute	4	4	7	5	0	20

Table 22 - Facility Resident Death Distribution- Nursing Facility Beds 2024

ADD / Facility	Under 65	65-74	75-84	Over 85	Unknown	Total
Wesley Manor	0	4	8	11	0	23
Westminster Terrace	0	0	0	0	0	0
Westport Place Health Campus	0	1	6	12	0	19
JEFFERSON County Total:	79	151	300	456	0	986
OLDHAM						
Friendship Health and Rehab	0	0	0	0	0	0
Richwood Nursing and Rehab	4	12	16	18	0	50
The Springs at Oldham Reserve	0	2	6	7	0	15
OLDHAM County Total:	4	14	22	25	0	65
SHELBY						
Crestview Center	0	2	1	14	0	17
Maple Grove Senior Living LLC	0	0	4	9	0	13
SHELBY County Total:	0	2	5	23	0	30
SPENCER						
Signature Healthcare of Spencer County	2	8	17	14	0	41
SPENCER County Total:	2	8	17	14	0	41
TRIMBLE						
Bedford Springs Health and Rehabilitation	1	3	4	2	0	10
TRIMBLE County Total:	1	3	4	2	0	10
ADD: 6 Total	88	185	365	551	0	1,189
ADD:7						
BOONE						
Belmont Terrace Nursing and Rehabilitation Center	0	6	4	3	0	13
Boonespring Transitional Care Center	2	9	25	35	0	71
Florence Park Care Center	5	5	6	6	0	22
St. Elizabeth Edgewood SNF	0	0	2	4	0	6
BOONE County Total:	7	20	37	48	0	112

Table 22 - Facility Resident Death Distribution- Nursing Facility Beds 2024

ADD / Facility	Under 65	65-74	75-84	Over 85	Unknown	Total
CAMPBELL						
Carmel Manor	2	5	10	30	0	47
Coldspring Transitional Care Center	2	4	11	18	0	35
Highlandspring of Ft. Thomas	2	5	20	52	0	79
St. Elizabeth Ft. Thomas SNF	0	0	3	2	0	5
The Seasons at Alexandria	0	2	6	10	0	18
CAMPBELL County Total:	6	16	50	112	0	184
CARROLL						
Signature Healthcare of Carrollton Rehab	0	4	6	7	0	17
CARROLL County Total:	0	4	6	7	0	17
GALLATIN						
Gallatin Nursing and Rehab	2	5	13	16	0	36
GALLATIN County Total:	2	5	13	16	0	36
GRANT						
Grant Healthcare and Rehabilitation	2	3	4	10	0	19
GRANT County Total:	2	3	4	10	0	19
KENTON						
Emerald Trace	0	3	10	15	0	28
Madonna Manor	0	2	9	24	0	35
Rosedale Green	1	3	31	45	0	80
The Pavilion at Kenton	2	2	3	8	0	15
Village Care Center	0	3	6	11	0	20
Villaspring of Erlanger	0	6	24	31	0	61
Woodcrest Nursing and Rehabilitation Center	4	2	13	5	0	24
KENTON County Total:	7	21	96	139	0	263
OWEN						
Owenton Healthcare and Rehabilitation	3	5	11	12	0	31
OWEN County Total:	3	5	11	12	0	31

Table 22 - Facility Resident Death Distribution- Nursing Facility Beds 2024

ADD / Facility	Under 65	65-74	75-84	Over 85	Unknown	Total
PENDLETON						
River Valley Nursing Home	0	2	5	3	0	10
PENDLETON County Total:	0	2	5	3	0	10
ADD: 7 Total	27	76	222	347	0	672
ADD:8						
BRACKEN						
Perkins Country Manor	5	0	4	7	0	16
BRACKEN County Total:	5	0	4	7	0	16
FLEMING						
Pioneer Trace Nursing Home	1	7	6	19	0	33
FLEMING County Total:	1	7	6	19	0	33
LEWIS						
Vanceburg Hills	1	2	3	1	0	7
LEWIS County Total:	1	2	3	1	0	7
MASON						
Maysville Nursing and Rehabilitation Facility	1	5	14	18	0	38
MASON County Total:	1	5	14	18	0	38
ROBERTSON						
Robertson County Health Care Facility	1	2	4	5	0	12
ROBERTSON County Total:	1	2	4	5	0	12
ADD: 8 Total	9	16	31	50	0	106
ADD:9						
BATH						
Ridgeway Nursing and Rehabilitation	1	6	11	11	0	29
BATH County Total:	1	6	11	11	0	29

Table 22 - Facility Resident Death Distribution- Nursing Facility Beds 2024

ADD / Facility	Under 65	65-74	75-84	Over 85	Unknown	Total
MENIFEE						
Edgewood Estates	2	1	4	8	0	15
MENIFEE County Total:	2	1	4	8	0	15
MONTGOMERY						
Windsor Care Center	1	4	19	23	0	47
MONTGOMERY County Total:	1	4	19	23	0	47
MORGAN						
West Liberty Nursing and Rehabilitation Center	1	5	5	3	0	14
MORGAN County Total:	1	5	5	3	0	14
ROWAN						
Life Care Center of Morehead	2	2	10	11	0	25
St. Claire Medical Center TCU	0	0	0	0	0	0
ROWAN County Total:	2	2	10	11	0	25
ADD: 9 Total	7	18	49	56	0	130
ADD:10						
BOYD						
Boyd Nursing and Rehabilitation Center	5	16	19	21	0	61
Kings Daughters Rehab and Skilled Nursing Facility	0	0	0	0	0	0
Kingsbrook Lifecare Center	0	3	9	19	0	31
Woodland Oaks	0	4	9	18	0	31
BOYD County Total:	5	23	37	58	0	123
CARTER						
Carter Nursing and Rehabilitation Center	1	9	16	13	0	39
CARTER County Total:	1	9	16	13	0	39

Table 22 - Facility Resident Death Distribution- Nursing Facility Beds 2024

ADD / Facility	Under 65	65-74	75-84	Over 85	Unknown	Total
ELLIOTT						
Elliott Nursing and Rehabilitation Center	0	1	10	16	0	27
ELLIOTT County Total:	0	1	10	16	0	27
GREENUP						
Oakmont Manor	1	2	7	19	0	29
South Shore Nursing and Rehabilitation Center	1	0	0	3	0	4
Wurtland Nursing and Rehabilitation Center	1	6	7	5	0	19
GREENUP County Total:	3	8	14	27	0	52
LAWRENCE						
The Jordan Center	4	3	7	5	0	19
LAWRENCE County Total:	4	3	7	5	0	19
ADD: 10 Total	13	44	84	119	0	260
ADD:11						
FLOYD						
Highlands ARH Regional Medical Center (NF)	0	0	0	0	0	0
Prestonsburg Health Care Center	3	7	15	10	0	35
Riverview Health Care Center	2	7	8	11	0	28
FLOYD County Total:	5	14	23	21	0	63
JOHNSON						
Mountain Manor of Paintsville	0	1	5	7	0	13
JOHNSON County Total:	0	1	5	7	0	13
MAGOFFIN						
Salyersville Nursing and Rehabilitation Center	3	3	5	6	0	17
MAGOFFIN County Total:	3	3	5	6	0	17

Table 22 - Facility Resident Death Distribution- Nursing Facility Beds 2024

ADD / Facility	Under 65	65-74	75-84	Over 85	Unknown	Total
MARTIN						
Martin County Health Care Facility	1	0	6	11	0	18
MARTIN County Total:	1	0	6	11	0	18
PIKE						
Good Shepherd Community Nursing Center	2	2	8	3	0	15
Landmark of Elkhorn City Rehabilitation	2	3	9	8	0	22
Parkview Post-Acute and Rehabilitation Center	0	0	0	0	0	0
Pikeville Nursing and Rehab Center	5	10	7	11	0	33
Tug Valley ARH Skilled Nursing Facility	0	1	2	2	0	5
PIKE County Total:	9	16	26	24	0	75
ADD: 11 Total	18	34	65	69	0	186
ADD:12						
BREATHITT						
Landmark of Breathitt County Rehabilitation and Nursing Center, LLC	2	3	5	5	0	15
BREATHITT County Total:	2	3	5	5	0	15
KNOTT						
Knott County Health and Rehabilitation Center	3	2	7	3	0	15
KNOTT County Total:	3	2	7	3	0	15
LEE						
Lee County Care and Rehabilitation Center	3	8	9	5	0	25
LEE County Total:	3	8	9	5	0	25

Table 22 - Facility Resident Death Distribution- Nursing Facility Beds 2024

ADD / Facility	Under 65	65-74	75-84	Over 85	Unknown	Total
LESLIE						
Hyden Health and Rehabilitation Center	2	4	5	5	0	16
LESLIE County Total:	2	4	5	5	0	16
LETCHER						
Letcher Manor	0	3	5	9	0	17
LETCHER County Total:	0	3	5	9	0	17
OWSLEY						
Owsley County Health Care Center	2	7	10	5	0	24
OWSLEY County Total:	2	7	10	5	0	24
PERRY						
Hazard Health and Rehabilitation Center	3	4	7	8	0	22
Paul E Patton Eastern Ky Veterans Center	1	2	14	10	0	27
PERRY County Total:	4	6	21	18	0	49
WOLFE						
Wolfe County Health and Rehabilitation Center	0	1	11	20	0	32
WOLFE County Total:	0	1	11	20	0	32
ADD: 12 Total	16	34	73	70	0	193
ADD:13						
BELL						
Middlesboro Nursing and Rehab	0	3	11	21	0	35
Mountain View Nursing and Rehab Ctr	2	5	13	3	0	23
Pineville Community Hospital LTC	0	0	0	0	0	0
BELL County Total:	2	8	24	24	0	58

Table 22 - Facility Resident Death Distribution- Nursing Facility Beds 2024

ADD / Facility	Under 65	65-74	75-84	Over 85	Unknown	Total
CLAY						
Landmark of Laurel Creek Rehab and Nursing	0	3	10	14	0	27
CLAY County Total:	0	3	10	14	0	27
HARLAN						
Harlan Health and Rehabilitation Center	2	3	14	10	0	29
Tri-Cities Nursing and Rehabilitation Center	3	2	8	7	0	20
HARLAN County Total:	5	5	22	17	0	49
JACKSON						
Signature HealthCare at Jackson Manor	0	3	5	2	0	10
JACKSON County Total:	0	3	5	2	0	10
KNOX						
Barbourville Health and Rehabilitation Center	1	5	13	14	0	33
Christian Health Center - Corbin	1	3	8	14	0	26
KNOX County Total:	2	8	21	28	0	59
LAUREL						
Hillcrest Health and Rehabilitation Center	5	3	19	17	0	44
Laurel Heights Home for the Elderly	1	3	14	35	0	53
LAUREL County Total:	6	6	33	52	0	97
ROCKCASTLE						
Rockcastle Health and Rehabilitation Center	2	7	18	19	0	46
Rockcastle Regional Hospital and Respiratory Care	18	10	9	2	0	39
ROCKCASTLE County Total:	20	17	27	21	0	85

Table 22 - Facility Resident Death Distribution- Nursing Facility Beds 2024

ADD / Facility	Under 65	65-74	75-84	Over 85	Unknown	Total
WHITLEY						
Corbin Health and Rehabilitation Center	4	9	18	0	0	31
The Heritage	1	2	7	12	0	22
Williamsburg Health and Rehabilitation Center	1	1	6	12	0	20
WHITLEY County Total:	6	12	31	24	0	73
ADD: 13 Total	41	62	173	182	0	458
ADD:14						
ADAIR						
Signature Healthcare at Summit Manor Rehab	3	7	12	17	0	39
ADAIR County Total:	3	7	12	17	0	39
CASEY						
Liberty Care and Rehabilitation Center	2	9	12	12	0	35
CASEY County Total:	2	9	12	12	0	35
CLINTON						
Clinton County Care and Rehabilitation Center	0	0	6	7	0	13
CLINTON County Total:	0	0	6	7	0	13
CUMBERLAND						
Cumberland Valley Nursing and Rehabilitation Center	0	1	2	5	0	8
CUMBERLAND County Total:	0	1	2	5	0	8
GREEN						
Green River Trails	1	4	4	7	0	16
McDowell Skilled Nursing Facility	0	0	0	0	0	0
GREEN County Total:	1	4	4	7	0	16

Table 22 - Facility Resident Death Distribution- Nursing Facility Beds 2024

ADD / Facility	Under 65	65-74	75-84	Over 85	Unknown	Total
MCCREARY						
Signature Healthcare of McCreary County Rehab	2	1	4	2	0	9
MCCREARY County Total:	2	1	4	2	0	9
PULASKI						
Cumberland Nursing and Rehabilitation Center	4	4	13	15	0	36
Lake Cumberland Regional Hospital SCU	0	0	0	0	0	0
Somerset Nursing and Rehabilitation Facility	1	2	13	19	0	35
Somerwoods Nursing and Rehabilitation	1	4	7	7	0	19
PULASKI County Total:	6	10	33	41	0	90
RUSSELL						
Fair Oaks Health Systems	0	8	8	26	0	42
RUSSELL County Total:	0	8	8	26	0	42
TAYLOR						
Campbellsville Nursing and Rehabilitation	3	1	10	17	0	31
Grandview Nursing and Rehabilitation Facility	2	1	13	12	0	28
TAYLOR County Total:	5	2	23	29	0	59
WAYNE						
Mountain Ridge Health and Rehabilitation	0	7	0	6	0	13
WAYNE County Total:	0	7	0	6	0	13
ADD: 14 Total	19	49	104	152	0	324

Table 22 - Facility Resident Death Distribution- Nursing Facility Beds 2024

ADD / Facility	Under 65	65-74	75-84	Over 85	Unknown	Total
ADD:15						
ANDERSON						
Signature Healthcare at Heritage Hall Rehab	1	1	7	12	0	21
ANDERSON County Total:	1	1	7	12	0	21
BOURBON						
Bourbon Heights	0	1	2	9	0	12
BOURBON County Total:	0	1	2	9	0	12
BOYLE						
Danville Center for Health	2	4	10	8	0	24
Landmark of Danville Rehabilitation and Nursing Center, LLC	0	3	6	18	0	27
BOYLE County Total:	2	7	16	26	0	51
CLARK						
Clark Regional Medical Center Transitional Care Unit	0	0	0	0	0	0
Fountain Circle Care and Rehab Center	0	7	13	10	12	42
CLARK County Total:	0	7	13	10	12	42
ESTILL						
Irvine Nursing and Rehabilitation	0	9	6	7	0	22
ESTILL County Total:	0	9	6	7	0	22
FAYETTE						
Bluegrass Care and Rehabilitation Center	3	12	15	11	0	41
Cambridge Nursing and Rehabilitation Center	3	6	3	10	0	22
Cardinal Hill Rehab Unit	0	0	0	0	0	0
Homestead Post Acute	1	8	18	24	0	51
Lexington Country Place	0	3	8	20	0	31
Lexington Premier Nursing and Rehab, LLC	3	9	16	18	0	46

Table 22 - Facility Resident Death Distribution- Nursing Facility Beds 2024

ADD / Facility	Under 65	65-74	75-84	Over 85	Unknown	Total
Mayfair Manor	2	2	12	8	0	24
Northpoint Lexington Healthcare Center	0	8	3	14	0	25
Pine Meadows Post Acute	1	0	8	14	0	23
Sayre Christian Village Nursing Home	0	1	14	43	0	58
Signature Healthcare at Tanbark Rehab	0	0	0	0	0	0
The Willows at Citation	0	1	4	11	0	16
The Willows at Fritz Farm	0	0	1	14	0	15
The Willows at Hamburg	0	1	2	13	0	16
FAYETTE County Total:	13	51	104	200	0	368
FRANKLIN						
Bradford Square Center	3	6	10	4	0	23
Frankfort Trails	2	1	6	6	0	15
FRANKLIN County Total:	5	7	16	10	0	38
GARRARD						
Landmark of Lancaster Rehabilitation and Nursing	1	2	14	17	0	34
GARRARD County Total:	1	2	14	17	0	34
HARRISON						
Cedar Ridge Health Campus	0	1	8	17	0	26
Edgemont Healthcare	5	4	6	7	0	22
Grand Haven Nursing Home	2	3	5	4	0	14
HARRISON County Total:	7	8	19	28	0	62
JESSAMINE						
Nicholasville Nursing and Rehabilitation	0	4	4	2	0	10
Thomson Hood Veterans Center	0	2	12	40	0	54
JESSAMINE County Total:	0	6	16	42	0	64
LINCOLN						
Stanford Crossing	2	2	6	5	0	15
LINCOLN County Total:	2	2	6	5	0	15

Table 22 - Facility Resident Death Distribution- Nursing Facility Beds 2024

ADD / Facility	Under 65	65-74	75-84	Over 85	Unknown	Total
MADISON						
Berea Health and Rehabilitation	0	12	34	7	0	53
Kenwood Health and Rehabilitation Center	1	2	10	16	0	29
Madison Health and Rehabilitation Center	5	9	11	4	0	29
Telford Terrace	0	0	0	11	0	11
The Terrace Nursing and Rehabilitation	2	4	14	29	0	49
MADISON County Total:	8	27	69	67	0	171
MERCER						
Harrodsburg Health and Rehab Ctr.	4	5	17	9	0	35
The Willows at Harrodsburg	0	2	7	21	0	30
MERCER County Total:	4	7	24	30	0	65
NICHOLAS						
Willowbrook Healthcare	0	0	0	0	0	0
NICHOLAS County Total:	0	0	0	0	0	0
POWELL						
Stanton Nursing and Rehabilitation Center	3	6	10	9	0	28
POWELL County Total:	3	6	10	9	0	28
SCOTT						
Dover Nursing and Rehabilitation	3	5	19	14	0	41
Signature Healthcare of Georgetown	4	3	9	11	0	27
SCOTT County Total:	7	8	28	25	0	68
WOODFORD						
The Homeplace at Midway	0	0	2	5	0	7
WOODFORD County Total:	0	0	2	5	0	7
ADD: 15 Total	53	149	352	502	12	1,068
Statewide Total	437	1,014	2,246	3,051	26	6,774

Table 23 - Facility Resident Death Distribution- Personal Care Beds 2024

ADD / Facility	Under 65	65-74	75-84	Over 85	Unknown	Total
ADD:1						
CARLISLE						
Countryside Center	0	0	0	0	0	0
CARLISLE County Total:	0	0	0	0	0	0
GRAVES						
Fern Terrace of Mayfield	0	0	0	0	0	0
GRAVES County Total:	0	0	0	0	0	0
HICKMAN						
Clinton Hickman County Nursing Facility	0	0	0	0	0	0
Clinton Place	0	0	0	0	0	0
HICKMAN County Total:	0	0	0	0	0	0
ADD: 1 Total	0	0	0	0	0	0
ADD:2						
CALDWELL						
Highland Homes I LLC	0	2	0	0	0	2
CALDWELL County Total:	0	2	0	0	0	2
CHRISTIAN						
Christian County Manor I LLC	0	0	0	0	0	0
Christian Health Center, Hopkinsville	0	0	0	0	0	0
Pennyryle I LLC	0	0	1	0	0	1
CHRISTIAN County Total:	0	0	1	0	0	1
CRITTENDEN						
Crittenden County Health and Rehabilitation Center	0	0	0	0	0	0
CRITTENDEN County Total:	0	0	0	0	0	0
HOPKINS						
Madisonville Rest Home I LLC	0	0	0	0	0	0

Table 23 - Facility Resident Death Distribution- Personal Care Beds 2024

ADD / Facility	Under 65	65-74	75-84	Over 85	Unknown	Total
The Homestead	0	0	0	0	0	0
HOPKINS County Total:	0	0	0	0	0	0
MUHLENBERG						
Greenville Nursing and Rehabilitation	0	0	0	0	0	0
Sparks Nursing Center	0	0	1	0	0	1
MUHLENBERG County Total:	0	0	1	0	0	1
TRIGG						
Better Senior Living I, LLC	0	1	0	0	0	1
TRIGG County Total:	0	1	0	0	0	1
ADD: 2 Total	0	3	2	0	0	5
ADD:3						
DAVIESS						
Carmel Home	0	0	0	6	0	6
Chautauqua Health and Rehab	0	0	0	0	0	0
Davco Rest Home	0	0	0	0	0	0
Fern Terrace of Owensboro, LLC	0	0	0	0	0	0
Rosedale Rest Home	0	0	0	0	0	0
DAVIESS County Total:	0	0	0	6	0	6
HANCOCK						
Lewisport Rest Home I LLC	0	0	0	0	0	0
HANCOCK County Total:	0	0	0	0	0	0
HENDERSON						
Henderson Manor	0	0	0	0	0	0
HENDERSON County Total:	0	0	0	0	0	0

Table 23 - Facility Resident Death Distribution- Personal Care Beds 2024

ADD / Facility	Under 65	65-74	75-84	Over 85	Unknown	Total
OHIO						
Beaver Dam Nursing and Rehab Center	0	0	0	0	0	0
OHIO County Total:	0	0	0	0	0	0
ADD: 3 Total	0	0	0	6	0	6
ADD:4						
ALLEN						
Cornerstone Manor	0	0	0	0	0	0
Scottsville Manor	0	0	0	0	0	0
ALLEN County Total:	0	0	0	0	0	0
BARREN						
NHC HealthCare, Glasgow	0	0	0	0	0	0
BARREN County Total:	0	0	0	0	0	0
METCALFE						
Harpers Home for the Aged	0	0	1	0	0	1
Metcalfe Health Care Center	0	0	1	0	0	1
METCALFE County Total:	0	0	2	0	0	2
SIMPSON						
Lewis Memorial Methodist Home	0	0	0	0	0	0
SIMPSON County Total:	0	0	0	0	0	0
WARREN						
Christian Health Center of Bowling Green	0	0	0	3	0	3
Fern Terrace of Bowling Green	0	0	0	0	0	0
WARREN County Total:	0	0	0	3	0	3
ADD: 4 Total	0	0	2	3	0	5

Table 23 - Facility Resident Death Distribution- Personal Care Beds 2024

ADD / Facility	Under 65	65-74	75-84	Over 85	Unknown	Total
ADD:5						
HARDIN						
Helmwood Healthcare Ctr. and Elizabeth Sanford Swope Personal Care	0	0	0	0	0	0
Peridot Senior Living	0	0	0	5	0	5
Signature Healthcare at North Hardin Rehab	0	0	0	0	0	0
HARDIN County Total:	0	0	0	5	0	5
MARION						
Loretto Living Ctr. at Loretto Motherhouse Infirmary, Inc.	0	0	0	0	0	0
The Village of Lebanon II	0	0	0	0	0	0
MARION County Total:	0	0	0	0	0	0
WASHINGTON						
Sansbury Care Center	0	0	0	0	0	0
WASHINGTON County Total:	0	0	0	0	0	0
ADD: 5 Total	0	0	0	5	0	5
ADD:6						
BULLITT						
Colonial House of Shepherdsville	1	0	0	0	0	1
BULLITT County Total:	1	0	0	0	0	1
JEFFERSON						
Barton House of Louisville 1	0	0	3	3	0	6
Crescent Grove Memory and Personal Care Community and Sam Swope Center	0	0	1	6	0	7
Eastern Star Home in KY	0	0	1	1	0	2
Glen Ridge Health Campus	0	0	0	2	0	2
Hallmark House Louisville II	0	1	4	9	0	14
Little Sisters of the Poor	0	0	0	0	0	0
Louisville Protestant Altenheim	0	0	1	2	0	3

Table 23 - Facility Resident Death Distribution- Personal Care Beds 2024

ADD / Facility	Under 65	65-74	75-84	Over 85	Unknown	Total
Nazareth Home	0	0	1	5	0	6
Nazareth Home Clifton	0	0	0	0	0	0
The Springs at Stony Brook	0	0	0	3	0	3
Treyton Oaks Towers	0	0	0	3	0	3
Wesley Manor	0	1	3	8	0	12
JEFFERSON County Total:	0	2	14	42	0	58
SHELBY						
Colonial Manor	0	0	0	0	0	0
Maple Grove Senior Living LLC	0	0	0	0	0	0
SHELBY County Total:	0	0	0	0	0	0
ADD: 6 Total	1	2	14	42	0	59
ADD:7						
CAMPBELL						
Carmel Manor	0	0	0	1	0	1
CAMPBELL County Total:	0	0	0	1	0	1
CARROLL						
Carrollton Manor	0	0	0	0	0	0
Valley Haven Rest Home	0	2	0	0	0	2
CARROLL County Total:	0	2	0	0	0	2
KENTON						
Ivy Knoll	0	0	1	1	0	2
Regency Manor	0	0	0	0	0	0
Regency Manor North	0	0	0	0	0	0
Rosedale Green	0	0	0	0	0	0
KENTON County Total:	0	0	1	1	0	2
PENDLETON						
Falmouth Personal Care Home	0	0	0	0	0	0

Table 23 - Facility Resident Death Distribution- Personal Care Beds 2024

ADD / Facility	Under 65	65-74	75-84	Over 85	Unknown	Total
The Front Gate	0	0	0	0	0	0
PENDLETON County Total:	0	0	0	0	0	0
ADD: 7 Total	0	2	1	2	0	5
ADD:8						
LEWIS						
Vanceburg Hills	0	0	0	0	0	0
LEWIS County Total:	0	0	0	0	0	0
ADD: 8 Total	0	0	0	0	0	0
ADD:9						
MENIFEE						
Edgewood Estates	0	0	0	0	0	0
MENIFEE County Total:	0	0	0	0	0	0
MONTGOMERY						
Regency Memory Care	0	0	0	0	0	0
MONTGOMERY County Total:	0	0	0	0	0	0
MORGAN						
West Liberty Nursing and Rehabilitation Center	0	0	0	0	0	0
MORGAN County Total:	0	0	0	0	0	0
ADD: 9 Total	0	0	0	0	0	0
ADD:10						
BOYD						
Frasures Personal Care Home	1	0	0	0	0	1
Genesis Health of Ashland	0	0	0	0	0	0
Genesis II Health	0	0	0	0	0	0

Table 23 - Facility Resident Death Distribution- Personal Care Beds 2024

ADD / Facility	Under 65	65-74	75-84	Over 85	Unknown	Total
Kings Daughters and Sons Home	0	0	0	0	0	0
BOYD County Total:	1	0	0	0	0	1
GREENUP						
Trinity Station Retirement Community	0	0	0	8	0	8
GREENUP County Total:	0	0	0	8	0	8
LAWRENCE						
The Jordan Center	0	0	0	0	0	0
LAWRENCE County Total:	0	0	0	0	0	0
ADD: 10 Total	1	0	0	8	0	9
ADD:11						
JOHNSON						
Venture Home of Paintsville	0	0	0	0	0	0
JOHNSON County Total:	0	0	0	0	0	0
MAGOFFIN						
Salyersville Nursing and Rehabilitation Center	0	0	0	0	0	0
MAGOFFIN County Total:	0	0	0	0	0	0
PIKE						
Good Shepherd Community Nursing Center	0	0	0	0	0	0
PIKE County Total:	0	0	0	0	0	0
ADD: 11 Total	0	0	0	0	0	0
ADD:12						
KNOTT						
Golden Years Rest Home	0	2	0	0	0	2
KNOTT County Total:	0	2	0	0	0	2
ADD: 12 Total	0	2	0	0	0	2

Table 23 - Facility Resident Death Distribution- Personal Care Beds 2024

ADD / Facility	Under 65	65-74	75-84	Over 85	Unknown	Total
ADD:13						
BELL						
Generations Center of Middlesboro	0	0	1	0	0	1
BELL County Total:	0	0	1	0	0	1
HARLAN						
The Laurels	0	1	0	0	0	1
HARLAN County Total:	0	1	0	0	0	1
KNOX						
Christian Health Center - Corbin	0	0	0	0	0	0
KNOX County Total:	0	0	0	0	0	0
ADD: 13 Total	0	1	1	0	0	2
ADD:14						
MCCREARY						
Cumberland Manor Rest Home I LLC	1	0	0	0	0	1
MCCREARY County Total:	1	0	0	0	0	1
PULASKI						
Crestview Personal Care	0	0	1	0	0	1
PULASKI County Total:	0	0	1	0	0	1
TAYLOR						
Bluegrass Way	0	0	1	2	0	3
TAYLOR County Total:	0	0	1	2	0	3
WAYNE						
Dishman Personal Care Home	0	0	1	0	0	1
Mountain Ridge Health and Rehabilitation	0	0	0	0	0	0
WAYNE County Total:	0	0	1	0	0	1
ADD: 14 Total	1	0	3	2	0	6

Table 23 - Facility Resident Death Distribution- Personal Care Beds 2024

ADD / Facility	Under 65	65-74	75-84	Over 85	Unknown	Total
ADD:15						
BOURBON						
Bourbon Heights	0	0	0	0	0	0
BOURBON County Total:	0	0	0	0	0	0
ESTILL						
Irvine Nursing and Rehabilitation	0	0	0	0	0	0
ESTILL County Total:	0	0	0	0	0	0
FAYETTE						
Central Ky Recovery Center Unit 1	0	0	0	0	0	0
Central KY Recovery Center Unit 2	0	0	0	0	0	0
Signature Healthcare at Tanbark Rehab	0	0	0	0	0	0
The Willows at Fritz Farm	0	0	0	0	0	0
The Willows at Hamburg	0	0	0	2	0	2
FAYETTE County Total:	0	0	0	2	0	2
HARRISON						
Parkside Manor	0	1	0	0	0	1
Shady Lawn	0	0	0	0	0	0
HARRISON County Total:	0	1	0	0	0	1
JESSAMINE						
Bridgepointe at Ashgrove Woods	0	5	3	3	0	11
Rose Terrace, LLC	0	0	0	0	0	0
Wesley Village	0	0	0	8	0	8
JESSAMINE County Total:	0	5	3	11	0	19
LINCOLN						
Waynesburg Manor	0	0	0	0	0	0
LINCOLN County Total:	0	0	0	0	0	0

Table 23 - Facility Resident Death Distribution- Personal Care Beds 2024

ADD / Facility	Under 65	65-74	75-84	Over 85	Unknown	Total
MADISON						
Telford Terrace	0	0	0	0	0	0
MADISON County Total:	0	0	0	0	0	0
MERCER						
The Willows at Harrodsburg	0	0	0	3	0	3
MERCER County Total:	0	0	0	3	0	3
POWELL						
Stanton Nursing and Rehabilitation Center	0	0	0	0	0	0
POWELL County Total:	0	0	0	0	0	0
WOODFORD						
Taylor Manor Nursing Home	0	0	0	0	0	0
WOODFORD County Total:	0	0	0	0	0	0
ADD: 15 Total	0	6	3	16	0	25
Statewide Total	3	16	26	84	0	129

Table 24 - Facility Resident Death Distribution - Nursing Home (CCRC) Beds 2024

ADD / Facility	Under 65	65-74	75-84	Over 85	Unknown	Total
ADD:2						
CHRISTIAN						
Christian Health Center, Hopkinsville	0	0	0	0	0	0
CHRISTIAN County Total:	0	0	0	0	0	0
LYON						
Rivers Bend Retirement Community	0	0	0	0	0	0
LYON County Total:	0	0	0	0	0	0
ADD: 2 Total	0	0	0	0	0	0
ADD:3						
UNION						
Breckinridge Place	0	0	0	3	0	3
UNION County Total:	0	0	0	3	0	3
ADD: 3 Total	0	0	0	3	0	3
ADD:4						
WARREN						
Christian Health Center of Bowling Green	0	0	4	17	0	21
WARREN County Total:	0	0	4	17	0	21
ADD: 4 Total	0	0	4	17	0	21
ADD:5						
MARION						
The Village of Lebanon II	0	0	1	1	0	2
MARION County Total:	0	0	1	1	0	2
ADD: 5 Total	0	0	1	1	0	2
ADD:6						
JEFFERSON						
Louisville Protestant Altenheim	0	1	1	2	0	4
River Oaks Post Acute and Rehabilitation Center	0	0	0	0	0	0

Table 24 - Facility Resident Death Distribution- Nursing Home (CCRC) Beds 2024

ADD / Facility	Under 65	65-74	75-84	Over 85	Unknown	Total
The Springs at Stony Brook	0	0	0	0	0	0
The Willows at Springhurst	0	0	0	0	0	0
Wesley Manor	0	0	0	0	0	0
JEFFERSON County Total:	0	1	1	2	0	4
ADD: 6 Total	0	1	1	2	0	4
ADD:7						
KENTON						
Madonna Manor	0	0	0	0	0	0
KENTON County Total:	0	0	0	0	0	0
ADD: 7 Total	0	0	0	0	0	0
ADD:10						
GREENUP						
Trinity Station Retirement Community	0	0	0	11	0	11
GREENUP County Total:	0	0	0	11	0	11
ADD: 10 Total	0	0	0	11	0	11
ADD:13						
KNOX						
Christian Health Center - Corbin	0	0	0	1	0	1
KNOX County Total:	0	0	0	1	0	1
LAUREL						
Laurel Heights Home for the Elderly	0	0	1	6	0	7
LAUREL County Total:	0	0	1	6	0	7
ADD: 13 Total	0	0	1	7	0	8
ADD:14						
PULASKI						
The Neighborhood Nursing Facility	0	1	0	4	0	5
PULASKI County Total:	0	1	0	4	0	5
ADD: 14 Total	0	1	0	4	0	5

Table 24 - Facility Resident Death Distribution- Nursing Home (CCRC) Beds 2024

ADD / Facility	Under 65	65-74	75-84	Over 85	Unknown	Total
ADD:15						
FAYETTE						
Sayre Christian Village Nursing Home	0	1	1	2	0	4
The Willows at Citation	0	0	0	0	0	0
The Willows at Hamburg	0	0	0	2	0	2
FAYETTE County Total:	0	1	1	4	0	6
HARRISON						
Cedar Ridge Health Campus	0	1	1	4	0	6
HARRISON County Total:	0	1	1	4	0	6
JESSAMINE						
Bridgepointe at Ashgrove Woods	0	0	1	3	0	4
Wesley Village	0	0	4	9	0	13
JESSAMINE County Total:	0	0	5	12	0	17
MADISON						
Telford Terrace	0	0	1	1	0	2
MADISON County Total:	0	0	1	1	0	2
MERCER						
The Willows at Harrodsburg	0	0	0	0	0	0
MERCER County Total:	0	0	0	0	0	0
WOODFORD						
The Homeplace at Midway	0	0	0	1	0	1
WOODFORD County Total:	0	0	0	1	0	1
ADD: 15 Total	0	2	8	22	0	32
Statewide Total	0	4	15	67	0	86

Table 25 - Facility Resident Death Distribution - Nursing Home (Non-CCRC) Beds 2024

ADD / Facility	Under 65	65-74	75-84	Over 85	Unknown	Total
ADD:3						
DAVIESS						
Hermitage Care and Rehabilitation Center	0	0	4	2	0	6
DAVIESS County Total:	0	0	4	2	0	6
WEBSTER						
Shemwell Nursing Home	0	0	1	1	0	2
WEBSTER County Total:	0	0	1	1	0	2
ADD: 3 Total	0	0	5	3	0	8
ADD:15						
BOURBON						
Bourbon Heights	0	1	1	7	0	9
BOURBON County Total:	0	1	1	7	0	9
WOODFORD						
Taylor Manor Nursing Home	0	1	5	12	0	18
WOODFORD County Total:	0	1	5	12	0	18
ADD: 15 Total	0	2	6	19	0	27
Statewide Total	0	2	11	22	0	35

Table 26 - Facility Resident Death Distribution - Intermediate Care Beds 2024

ADD / Facility	Under 65	65-74	75-84	Over 85	Unknown	Total
ADD:3						
WEBSTER						
Shemwell Nursing Home	0	0	0	0	0	0
WEBSTER County Total:	0	0	0	0	0	0
ADD: 3 Total	0	0	0	0	0	0
ADD:4						
WARREN						
Christian Health Center of Bowling Green	0	0	0	0	0	0
WARREN County Total:	0	0	0	0	0	0
ADD: 4 Total	0	0	0	0	0	0
ADD:6						
JEFFERSON						
Eastern Star Home in KY	0	0	2	7	0	9
Louisville Protestant Altenheim	0	0	4	7	0	11
JEFFERSON County Total:	0	0	6	14	0	20
ADD: 6 Total	0	0	6	14	0	20
ADD:15						
HARRISON						
Cedar Ridge Health Campus	0	0	0	0	0	0
HARRISON County Total:	0	0	0	0	0	0
JESSAMINE						
Wesley Village	0	0	0	0	0	0
JESSAMINE County Total:	0	0	0	0	0	0
MADISON						
Telford Terrace	0	0	0	2	0	2
MADISON County Total:	0	0	0	2	0	2

Table 26 - Facility Resident Death Distribution - Intermediate Care Beds 2024

ADD / Facility	Under 65	65-74	75-84	Over 85	Unknown	Total
WOODFORD						
Taylor Manor Nursing Home	0	0	1	2	0	3
WOODFORD County Total:	0	0	1	2	0	3
ADD: 15 Total	0	0	1	4	0	5
Statewide Total	0	0	7	18	0	25

Table 27 - Facility Resident Death Distribution - Alzheimer Facility Beds 2024

ADD / Facility	Under 65	65-74	75-84	Over 85	Unknown	Total
ADD:3						
DAVIESS						
Wellington Parc of Owensboro	0	0	10	13	0	23
DAVIESS County Total:	0	0	10	13	0	23
ADD: 3 Total	0	0	10	13	0	23
ADD:4						
WARREN						
Magnolia Village Nursing and Rehabilitation Center	1	1	14	20	0	36
WARREN County Total:	1	1	14	20	0	36
ADD: 4 Total	1	1	14	20	0	36
Statewide Total	1	1	24	33	0	59

Table 28 - Facility Resident Death Distribution - ICF/IID Beds 2024

ADD / Facility	Under 65	65-74	75-84	Over 85	Unknown	Total
ADD:2						
CHRISTIAN						
Outwood ICF/IID	1	0	0	0	0	1
CHRISTIAN County Total:	1	0	0	0	0	1
ADD: 2 Total	1	0	0	0	0	1
ADD:3						
DAVISS						
Wendell Fosters Campus for Dev. Disabilities	0	1	1	0	0	2
DAVISS County Total:	0	1	1	0	0	2
ADD: 3 Total	0	1	1	0	0	2
ADD:6						
BULLITT						
Meadows ICF/IID	0	0	0	0	0	0
BULLITT County Total:	0	0	0	0	0	0
HENRY						
Cedar Lake Lodge Park Place I	1	0	0	0	0	1
Cedar Lake Lodge Park Place II	1	0	0	0	0	1
HENRY County Total:	2	0	0	0	0	2
JEFFERSON						
Bingham Gardens	0	0	0	0	0	0
Del Maria ICF/IID	1	0	1	0	0	2
Hazelwood Center	2	0	0	0	0	2
JEFFERSON County Total:	3	0	1	0	0	4
OLDHAM						
Cedar Lake Lodge	2	3	0	0	0	5
Cedar Lake Lodge Sycamore Run I	1	0	0	0	0	1
Cedar Lake Lodge Sycamore Run II	0	0	0	0	0	0

Table 28 - Facility Resident Death Distribution- ICF/IID Beds 2024

ADD / Facility	Under 65	65-74	75-84	Over 85	Unknown	Total
Windsong ICF/IID	0	0	0	0	0	0
OLDHAM County Total:	3	3	0	0	0	6
ADD: 6 Total	8	3	1	0	0	12
ADD:14						
PULASKI						
Oakwood ICF/IID Unit 1	0	1	1	0	0	2
Oakwood ICF/IID Unit 2	0	0	0	0	0	0
Oakwood ICF/IID Unit 3	0	0	0	0	0	0
Oakwood ICF/IID Unit 4	0	0	0	0	0	0
PULASKI County Total:	0	1	1	0	0	2
ADD: 14 Total	0	1	1	0	0	2
Statewide Total	9	5	3	0	0	17

KENTUCKY ANNUAL
LONG-TERM CARE SERVICES
REPORT



KENTUCKY CABINET FOR
HEALTH AND FAMILY SERVICES

SECTION V: NURSING FACILITY BY ADD

2024 ANNUAL KENTUCKY LONG TERM CARE UTILIZATION AND SERVICE REPORT

Table 29 - Nursing Facility By ADD

ADD / Facility	Licensed Beds	Beds In Operation	Beginning Census	Admissions	Discharges	Deaths	Ending Census	Total Patient Days	Occupancy Percentage
ADD:1									
Baptist Health Paducah (LTC)	24	0	0	0	0	0	0	0	0.00%
Calvert City Convalescent Center	95	95	91	143	104	40	90	33,159	95.63%
Clinton Hickman County Nursing Facility	46	46	33	72	55	18	32	13,301	79.00%
Clinton Place	91	91	79	105	65	32	87	29,602	88.88%
Countryside Center	53	53	46	111	79	27	51	17,902	92.54%
Fulton Nursing and Rehab	60	60	48	110	87	19	52	19,110	87.26%
Green Acres Health Care	60	60	57	95	66	26	60	20,926	95.55%
Lake Way Nursing and Rehabilitation Center	96	96	69	163	124	24	84	28,867	82.38%
Life Care Center of LaCenter	70	68	60	78	54	25	59	22,035	88.54%
Mayfield Health and Rehabilitation	100	0	0	0	0	0	0	0	0.00%
Mills Nursing and Rehabilitation	104	104	95	330	280	47	98	36,414	95.67%
Oakview Nursing and Rehabilitation Center	100	100	80	154	126	26	82	29,050	100.00%
Parkview Nursing and Rehabilitation Center (Paducah)	228	228	175	529	487	59	158	63,650	76.48%
Providence Pointe Healthcare	108	88	82	331	311	19	83	31,190	78.91%
River Haven Nursing and Rehab	103	103	74	222	192	22	82	29,271	77.65%
Spring Creek Post Acute and Rehab	226	170	121	244	195	14	121	47,580	57.68%
Stonecreek Health and Rehab	90	90	81	197	159	33	86	30,986	94.07%
ADD: 1 Total	1,654	1,452	1,191	2,884	2,384	431	1,225	453,043	75.98%
ADD:2									
Baptist Health Deaconess Madisonville (LTC)	20	0	0	0	0	0	0	0	0.00%
Bradford Heights Health and Rehab Center	100	100	97	154	121	36	94	34,135	93.27%
Brighton Cornerstone Health Care	66	40	33	32	25	7	33	12,339	51.08%
Christian Health Center, Hopkinsville	112	112	94	234	186	39	103	35,693	87.07%

2024 ANNUAL KENTUCKY LONG TERM CARE UTILIZATION AND SERVICE REPORT

Table 29 - Nursing Facility By ADD

ADD / Facility	Licensed Beds	Beds In Operation	Beginning Census	Admissions	Discharges	Deaths	Ending Census	Total Patient Days	Occupancy Percentage
Christian Heights Nursing and Rehabilitation Center	60	60	57	59	47	11	58	20,750	94.75%
Covingtons Convalescent Center	72	0	0	0	0	0	0	0	0.00%
Crittenden County Health and Rehabilitation Center	101	101	52	88	67	9	64	20,924	56.76%
Dawson Springs Health and Rehab Ctr	59	59	53	44	26	26	45	18,859	87.33%
Greenville Nursing and Rehabilitation	60	60	55	80	63	15	57	21,131	96.22%
Hearthstone Place	60	60	50	36	21	18	47	17,595	80.34%
Hillside Nursing and Rehabilitation Center	71	71	57	131	118	14	56	20,473	78.78%
Joseph Eddie Ballard W. Kentucky Veterans Ctr.	156	156	65	45	3	27	80	27,460	48.09%
Landmark of Kuttawa	65	65	50	71	52	22	47	18,255	76.94%
Madisonville Health and Rehabilitation	94	94	87	162	132	30	87	32,485	94.42%
Maple Health and Rehabilitation	97	97	95	141	105	41	90	33,090	93.46%
Owensboro Health Muhlenberg Community Hospital Long Term Care	45	45	36	105	83	25	33	13,065	79.33%
Princeton Health and Rehab Center	104	104	100	79	35	47	97	36,121	99.69%
Ridgewood Terrace Nursing Home	110	110	102	205	166	43	98	37,374	92.83%
Rivers Bend Retirement Community	39	39	39	99	68	3	67	13,556	95.23%
Salem Springlake Health and Rehabilitation Center	75	75	50	76	60	14	52	18,980	69.33%
Shady Lawn Nursing and Rehabilitation Center	50	50	46	45	37	10	44	16,408	89.91%
Tradewater Pointe	60	60	50	75	72	9	44	16,911	77.01%
Western State Nursing Facility	144	144	61	5	3	11	52	20,124	38.29%
ADD: 2 Total	1,820	1,702	1,329	1,966	1,490	457	1,348	485,728	73.20%
ADD:3									
Beaver Dam Nursing and Rehab Center	58	0	52	32	16	13	55	20,183	95.08%
Breckinridge Place	16	16	16	27	18	9	16	5,536	94.54%

2024 ANNUAL KENTUCKY LONG TERM CARE UTILIZATION AND SERVICE REPORT

Table 29 - Nursing Facility By ADD

ADD / Facility	Licensed Beds	Beds In Operation	Beginning Census	Admissions	Discharges	Deaths	Ending Census	Total Patient Days	Occupancy Percentage
Carmel Home	36	36	34	30	16	13	35	12,888	98.08%
Chautauqua Health and Rehab	145	145	113	92	53	37	115	41,725	78.84%
Fordsville Nursing and Rehabilitation Center	67	67	45	37	48	8	42	21,878	89.22%
Heartland Villa Nursing and Rehabilitation Center	45	45	41	67	54	16	38	15,632	94.91%
Henderson Nursing and Rehabilitation Center	90	90	78	144	130	14	78	28,224	85.92%
Hermitage Care and Rehabilitation Center	76	76	70	117	97	18	72	26,669	95.88%
Morganfield Nursing and Rehabilitation Center	60	60	53	39	28	13	51	20,402	92.91%
Redbanks	222	222	133	301	231	75	128	49,708	61.18%
Redbanks Colonial Terrace	87	87	57	72	44	12	73	24,298	76.31%
Riverside Care and Rehab Ctr.	79	0	69	136	111	21	73	26,188	90.57%
Signature Healthcare at Hillcrest	156	140	129	364	321	42	130	47,762	93.47%
Signature Healthcare of Hartford Rehab and Wellnes	110	108	81	173	144	27	83	30,891	76.73%
The Transitional Care Center of Owensboro	30	30	14	301	295	7	13	4,753	43.29%
Twin Rivers Nursing and Rehab Center	132	132	85	182	130	40	97	34,120	70.82%
Wellington Parc of Owensboro	20	20	20	6	3	3	20	7,233	98.81%
ADD: 3 Total	1,429	1,274	1,090	2,120	1,739	368	1,119	418,090	80.93%

ADD:4									
Auburn Health Care	66	66	47	46	31	15	47	16,998	70.56%
Barren County Nursing and Rehab	94	94	75	174	127	34	88	27,932	81.19%
Bowling Green Nursing and Rehabilitation	66	66	50	116	99	11	56	19,783	81.90%
Cal Turner Rehab and Specialty Care	110	0	99	110	62	41	106	38,990	97.11%
Christian Health Center of Bowling Green	22	22	20	212	206	4	22	8,052	100.00%

2024 ANNUAL KENTUCKY LONG TERM CARE UTILIZATION AND SERVICE REPORT

Table 29 - Nursing Facility By ADD

ADD / Facility	Licensed Beds	Beds In Operation	Beginning Census	Admissions	Discharges	Deaths	Ending Census	Total Patient Days	Occupancy Percentage
Colonial Nursing and Rehabilitation Center	48	48	42	90	68	18	46	16,602	94.76%
Creekwood Place Nursing and Rehab Center	104	104	90	203	166	33	94	33,536	99.03%
Edmonson Nursing and Rehabilitation Center	74	74	68	117	96	21	68	25,637	94.66%
Franklin-Simpson Nursing and Rehabilitation	98	98	76	85	72	11	78	28,522	79.74%
Glasgow State Nursing Facility	100	100	50	23	7	9	57	20,089	54.89%
Glenview Health Care Facility	60	60	56	71	59	13	55	20,144	91.98%
Greenwood Nursing and Rehabilitation	128	128	120	381	317	59	125	43,501	92.92%
Hopkins Nursing and Rehabilitation Center	50	50	46	52	40	14	44	16,379	89.50%
Metcalfe Health Care Center	71	71	60	88	67	23	58	22,130	85.16%
Morgantown Care and Rehabilitation Center	122	122	112	164	140	24	112	42,389	94.93%
NHC HealthCare, Glasgow	194	194	154	226	160	68	152	54,939	77.37%
Signature Healthcare of Bowling Green	176	176	132	493	448	47	130	46,486	72.17%
Signature Healthcare of Glasgow Rehab and Wellness Center	68	68	56	230	196	34	56	21,521	86.47%
Signature Healthcare of Hart County	104	104	89	161	138	20	92	32,044	84.18%
Signature HealthCare of Monroe County Rehab	104	104	87	157	143	21	80	29,276	76.91%
T.J. Samson Community Hospital Skilled Nursing Unit	16	16	6	184	180	3	7	2,797	47.89%
ADD: 4 Total	1,875	1,765	1,535	3,383	2,822	523	1,573	567,747	83.29%
ADD:5									
Baptist Health Hardin (NF)	15	15	8	237	239	1	5	3,945	71.86%
Brandenburg Nursing and Rehabilitation	57	57	53	101	81	19	54	20,021	95.97%
Breckinridge Memorial Nursing Facility	18	18	18	3	0	3	18	6,577	99.83%

2024 ANNUAL KENTUCKY LONG TERM CARE UTILIZATION AND SERVICE REPORT

Table 29 - Nursing Facility By ADD

ADD / Facility	Licensed Beds	Beds In Operation	Beginning Census	Admissions	Discharges	Deaths	Ending Census	Total Patient Days	Occupancy Percentage
Elizabethtown Nursing and Rehab	65	65	57	162	144	22	53	19,534	82.34%
Flaget Memorial Hospital NF	12	0	0	0	0	0	0	0	0.00%
Grayson Nursing and Rehab Center	72	72	70	126	106	22	68	25,172	95.78%
Hardinsburg Nursing and Rehabilitation	63	63	59	98	76	20	61	21,893	95.21%
Helmwood Healthcare Ctr. and Elizabeth Sanford Swope Personal Care	60	60	56	95	74	31	46	18,864	85.90%
Kensington Nursing and Rehabilitation Center	82	82	73	153	130	32	73	25,986	86.59%
Landmark of Bardstown Rehab and Nursing	100	100	86	191	176	20	81	27,797	76.16%
Loretto Living Ctr. at Loretto Motherhouse Infirmary, Inc.	55	55	42	33	18	11	46	17,199	85.44%
Radcliff Veterans Center	120	120	58	24	1	23	58	21,098	48.04%
Sansbury Care Center	48	48	43	14	8	4	45	16,573	94.34%
Signature Healthcare at Colonial Rehab	65	65	44	158	129	20	53	19,398	81.54%
Signature Healthcare at North Hardin Rehab	136	136	114	402	360	33	123	44,352	89.10%
Signature Healthcare of Elizabethtown	124	124	119	420	383	39	117	42,735	94.16%
Spring View Health and Rehab Center	71	71	66	126	101	22	69	24,638	95.07%
Springfield Nursing and Rehabilitation Center	70	70	63	129	108	24	60	21,441	83.69%
Sunrise Manor Nursing Home	137	137	120	286	242	43	121	44,359	88.71%
The Village of Lebanon II, LLC (NF)	97	54	49	100	84	20	45	17,808	90.10%
ADD: 5 Total	1,467	1,412	1,198	2,858	2,460	409	1,196	439,390	84.39%
ADD:6									
Bedford Springs Health and Rehabilitation	60	58	49	61	51	10	49	17,218	81.33%
Bedrock HC at Green Meadows	122	122	93	65	45	24	89	32,411	98.94%
Cherokee Park Rehabilitation	104	104	96	206	187	21	94	33,650	88.65%
Clifton Heights	110	110	84	44	29	9	90	12,945	77.42%

2024 ANNUAL KENTUCKY LONG TERM CARE UTILIZATION AND SERVICE REPORT

Table 29 - Nursing Facility By ADD

ADD / Facility	Licensed Beds	Beds In Operation	Beginning Census	Admissions	Discharges	Deaths	Ending Census	Total Patient Days	Occupancy Percentage
Crescent Grove Memory and Personal Care Community and Sam Swope Center	167	136	130	549	545	35	134	46,421	93.26%
Crestview Center	58	58	56	157	140	17	56	20,402	99.13%
Essex Nursing and Rehabilitation Center	128	128	113	177	139	42	109	41,565	88.97%
Forest Springs Health Campus	78	58	49	274	249	21	53	19,038	89.68%
Franciscan Health Care Center	85	85	69	622	589	19	83	30,378	97.65%
Friendship Health and Rehab	83	0	0	0	0	0	0	0	0.00%
Glen Ridge Health Campus	110	110	58	280	251	35	52	21,487	53.37%
Highlands Nursing and Rehabilitation Center	154	154	137	70	40	21	146	53,785	100.00%
Hillcreek Rehabilitation and Care	172	0	0	0	0	0	0	0	0.00%
Home of the Innocents	76	76	73	48	43	3	75	27,215	97.84%
Jeffersontown Rehabilitation	98	98	86	163	137	19	92	32,097	89.73%
Kindred Hospital - Louisville (SNF)	47	47	38	53	40	11	40	14,818	86.14%
Klondike Nursing and Rehabilitation Center	62	62	59	59	60	2	56	20,958	92.36%
Landmark of Iroquois Park and Nursing Center	120	120	81	184	172	12	81	32,068	73.01%
Landmark of Louisville Rehab and Nursing	252	252	175	399	373	38	163	64,897	70.36%
Landmark of River City Rehabilitation and Nursing	92	92	88	150	140	6	78	29,132	86.52%
Little Sisters of the Poor	35	35	34	12	1	12	33	12,240	95.55%
Louisville East Post Acute	178	178	169	296	252	48	165	61,831	94.91%
Lyndon Crossing	145	145	110	24	24	8	102	16,301	73.48%
Maple Grove Senior Living LLC	117	90	71	240	214	13	84	28,514	86.56%
Nazareth Home	118	118	113	428	343	90	108	40,300	93.57%
Nazareth Home Clifton	113	113	99	449	390	49	109	39,785	96.46%
New Castle Nursing and Rehab	60	60	53	97	82	16	52	19,102	98.95%

2024 ANNUAL KENTUCKY LONG TERM CARE UTILIZATION AND SERVICE REPORT

Table 29 - Nursing Facility By ADD

ADD / Facility	Licensed Beds	Beds In Operation	Beginning Census	Admissions	Discharges	Deaths	Ending Census	Total Patient Days	Occupancy Percentage
Park Terrace Health Campus	88	88	75	599	561	30	83	28,127	87.33%
Regency Center	110	100	99	159	133	22	103	37,233	92.48%
Regis Woods	186	0	0	0	0	0	0	0	0.00%
Richwood Nursing and Rehab	120	0	112	130	89	50	103	40,401	91.99%
River Oaks Post Acute and Rehabilitation Center	118	118	86	131	110	7	100	7,692,588	100.00%
Rivers Edge Nursing and Rehabilitation Center	100	100	88	66	49	13	92	33,580	92.00%
Sanders Ridge Health Campus	56	56	51	271	253	17	52	18,788	91.67%
Seneca Place	122	121	110	243	201	45	108	39,599	95.75%
Signature Healthcare at Glenview	114	0	0	0	0	0	0	0	0.00%
Signature Healthcare at Jefferson Manor Rehab	100	100	84	404	359	36	93	29,983	81.92%
Signature Healthcare at Jefferson Place Rehab	95	95	88	773	737	43	81	30,209	86.88%
Signature Healthcare at Meadowview Rehab	95	0	0	0	0	0	0	0	0.00%
Signature Healthcare at Rockford Rehab	110	110	99	174	162	12	99	36,135	90.00%
Signature Healthcare at Summerfield Rehab and Wellness	165	165	110	596	551	34	121	38,028	62.97%
Signature Healthcare at U of L Mary and Elizabeth Hosp.	26	0	0	0	0	0	0	0	0.00%
Signature Healthcare of East Louisville	128	127	110	509	439	28	121	39,611	84.55%
Signature Healthcare of South Louisville	100	100	86	506	466	34	92	31,458	85.95%
Signature Healthcare of Spencer County	120	120	88	275	237	41	85	31,481	71.68%
St. Matthews Transitional Care	125	0	0	0	0	0	0	0	0.00%
Sycamore Heights Health and Rehab	96	96	92	91	71	33	79	27,538	78.38%
The Episcopal Church Home	26	26	25	22	10	12	25	9,150	96.15%
The Springs at Oldham Reserve	103	50	34	271	244	15	46	14,470	38.38%
The Springs at Stony Brook	51	51	60	322	290	29	63	18,666	100.00%

2024 ANNUAL KENTUCKY LONG TERM CARE UTILIZATION AND SERVICE REPORT

Table 29 - Nursing Facility By ADD

ADD / Facility	Licensed Beds	Beds In Operation	Beginning Census	Admissions	Discharges	Deaths	Ending Census	Total Patient Days	Occupancy Percentage
The Willows at Springhurst	52	52	49	324	307	19	47	17,651	92.74%
Treyton Oaks Towers	60	60	46	178	150	26	48	16,769	76.36%
Valhalla Post Acute	162	162	160	523	509	20	154	53,596	90.39%
Wesley Manor	68	64	63	37	15	23	62	22,770	91.74%
Westminster Terrace	112	0	0	0	0	0	0	0	0.00%
Westport Place Health Campus	62	59	55	496	475	19	57	20,502	94.94%
ADD: 6 Total	5,814	4,629	4,053	12,207	10,954	1,189	4,107	9,096,891	94.07%

ADD:7									
Belmont Terrace Nursing and Rehabilitation Center	151	151	132	141	139	13	121	47,242	85.48%
Boonespring Transitional Care Center	143	143	141	592	520	71	142	51,240	97.90%
Carmel Manor	95	95	85	182	133	47	87	32,214	92.65%
Coldspring Transitional Care Center	143	143	117	478	426	35	134	46,657	89.39%
Emerald Trace	74	74	60	516	476	28	72	21,306	78.67%
Florence Park Care Center	150	150	119	143	122	22	118	43,188	78.67%
Gallatin Nursing and Rehab	120	120	111	106	75	36	106	40,779	93.10%
Grant Healthcare and Rehabilitation	95	95	81	130	102	19	90	30,344	87.27%
Highlandspring of Ft. Thomas	140	140	124	459	288	79	216	46,226	90.21%
Madonna Manor	59	59	54	236	197	35	58	19,864	91.99%
Owenton Healthcare and Rehabilitation	100	100	88	91	61	31	87	30,166	82.42%
River Valley Nursing Home	60	60	47	95	77	10	55	17,081	78.00%
Rosedale Green	156	156	146	115	30	80	151	55,339	96.92%
Signature Healthcare of Carrollton Rehab	78	78	56	153	130	17	62	22,692	79.49%
St. Elizabeth Edgewood SNF	24	24	14	419	407	6	22	7,104	82.53%
St. Elizabeth Ft. Thomas SNF	44	44	15	403	397	5	16	5,345	56.17%
The Pavilion at Kenton	82	82	78	140	131	15	72	28,785	95.91%
The Seasons at Alexandria	117	117	113	290	288	18	97	39,289	91.75%
Village Care Center	100	100	91	175	156	20	90	32,216	88.02%

2024 ANNUAL KENTUCKY LONG TERM CARE UTILIZATION AND SERVICE REPORT

Table 29 - Nursing Facility By ADD

ADD / Facility	Licensed Beds	Beds In Operation	Beginning Census	Admissions	Discharges	Deaths	Ending Census	Total Patient Days	Occupancy Percentage
Villaspring of Erlanger	140	140	129	530	466	61	132	47,395	92.75%
Woodcrest Nursing and Rehabilitation Center	127	127	115	128	101	24	118	41,899	90.39%
ADD: 7 Total	2,198	2,198	1,916	5,522	4,722	672	2,046	706,371	88.62%
ADD:8									
Maysville Nursing and Rehabilitation Facility	130	130	119	282	242	38	121	44,835	94.49%
Perkins Country Manor	32	32	29	81	64	16	30	10,246	87.48%
Pioneer Trace Nursing Home	92	92	72	107	66	33	80	27,242	80.90%
Robertson County Health Care Facility	60	60	56	66	52	12	58	21,147	96.30%
Vanceburg Hills	94	94	86	92	81	7	85	32,176	93.52%
ADD: 8 Total	408	408	362	628	505	106	374	135,646	90.92%
ADD:9									
Edgewood Estates	60	60	38	77	47	15	53	16,344	74.43%
Life Care Center of Morehead	97	96	87	183	156	25	89	32,056	90.29%
Ridgeway Nursing and Rehabilitation	99	99	94	115	91	29	89	33,813	100.00%
St. Claire Medical Center TCU	10	0	0	0	0	0	0	0	0.00%
West Liberty Nursing and Rehabilitation Center	48	48	44	90	73	14	47	16,334	92.98%
Windsor Care Center	144	144	109	395	333	47	124	43,605	82.74%
ADD: 9 Total	458	447	372	860	700	130	402	142,152	86.04%
ADD:10									
Boyd Nursing and Rehabilitation Center	60	60	54	167	102	61	58	21,066	99.90%
Carter Nursing and Rehabilitation Center	120	120	115	205	166	39	115	42,353	96.43%
Elliott Nursing and Rehabilitation Center	75	75	67	100	65	27	75	25,793	93.96%
Kings Daughters Rehab and Skilled Nursing Facility	20	0	0	0	0	0	0	0	0.00%
Kingsbrook Lifecare Center	137	137	128	566	533	31	130	47,306	94.60%

2024 ANNUAL KENTUCKY LONG TERM CARE UTILIZATION AND SERVICE REPORT

Table 29 - Nursing Facility By ADD

ADD / Facility	Licensed Beds	Beds In Operation	Beginning Census	Admissions	Discharges	Deaths	Ending Census	Total Patient Days	Occupancy Percentage
Oakmont Manor	85	85	80	360	332	29	79	29,675	95.65%
South Shore Nursing and Rehabilitation Center	60	59	54	87	80	4	57	19,386	100.00%
The Jordan Center	104	104	59	94	58	19	76	25,451	66.86%
Woodland Oaks	110	110	107	363	331	31	108	39,093	97.37%
Wurtland Nursing and Rehabilitation Center	126	126	109	242	220	19	112	40,688	88.47%
ADD: 10 Total	897	876	773	2,184	1,887	260	810	290,811	89.65%
ADD:11									
Good Shepherd Community Nursing Center	118	118	99	154	147	15	91	34,441	79.97%
Highlands ARH Regional Medical Center (NF)	18	0	0	0	0	0	0	0	0.00%
Landmark of Elkhorn City Rehabilitation	106	106	93	88	59	22	100	35,620	92.07%
Martin County Health Care Facility	65	65	55	94	69	18	62	22,030	92.60%
Mountain Manor of Paintsville	126	126	101	124	105	13	107	38,342	83.37%
Parkview Post-Acute and Rehabilitation Center	120	0	0	0	0	0	0	0	0.00%
Pikeville Nursing and Rehab Center	106	106	90	220	192	33	85	33,276	85.77%
Prestonsburg Health Care Center	56	56	45	145	109	35	46	17,529	85.76%
Riverview Health Care Center	121	121	99	241	214	28	98	36,907	83.34%
Salyersville Nursing and Rehabilitation Center	142	136	99	106	74	17	114	40,464	77.86%
Tug Valley ARH Skilled Nursing Facility	34	34	23	70	69	5	19	7,037	56.70%
ADD: 11 Total	1,012	868	704	1,242	1,038	186	722	265,646	71.81%
ADD:12									
Hazard Health and Rehabilitation Center	200	172	148	115	69	22	172	56,368	77.22%
Hyden Health and Rehabilitation Center	94	94	87	63	47	16	87	31,105	90.41%

2024 ANNUAL KENTUCKY LONG TERM CARE UTILIZATION AND SERVICE REPORT

Table 29 - Nursing Facility By ADD

ADD / Facility	Licensed Beds	Beds In Operation	Beginning Census	Admissions	Discharges	Deaths	Ending Census	Total Patient Days	Occupancy Percentage
Knott County Health and Rehabilitation Center	92	92	88	60	48	15	85	32,721	97.18%
Landmark of Breathitt County Rehabilitation and Nursing Center, LLC	120	120	31	92	55	15	53	20,916	47.75%
Lee County Care and Rehabilitation Center	109	109	98	184	154	25	103	37,641	94.35%
Letcher Manor	142	142	125	212	206	17	114	43,926	84.52%
Owsley County Health Care Center	91	91	73	91	60	24	80	28,177	84.60%
Paul E Patton Eastern Ky Veterans Center	120	120	76	65	25	27	89	31,098	70.81%
Wolfe County Health and Rehabilitation Center	100	100	94	115	82	32	95	33,754	92.22%
ADD: 12 Total	1,068	1,040	820	997	746	193	878	315,706	80.83%
ADD:13									
Barbourville Health and Rehabilitation Center	135	135	114	80	46	33	115	42,634	86.29%
Christian Health Center - Corbin	100	100	94	178	148	26	98	33,548	91.66%
Corbin Health and Rehabilitation Center	100	100	97	92	79	31	79	32,515	89.08%
Harlan Health and Rehabilitation Center	143	143	121	150	112	29	130	45,295	86.54%
Hillcrest Health and Rehabilitation Center	120	120	90	113	65	44	94	31,860	72.74%
Landmark of Laurel Creek Rehab and Nursing	106	106	87	128	107	27	81	31,702	81.94%
Laurel Heights Home for the Elderly	143	143	135	120	66	53	136	50,427	96.35%
Middlesboro Nursing and Rehab	95	95	85	143	100	35	93	34,451	99.08%
Mountain View Nursing and Rehab Ctr	115	115	55	75	57	23	50	19,693	46.92%
Pineville Community Hospital LTC	30	0	0	0	0	0	0	0	0.00%
Rockcastle Health and Rehabilitation Center	104	104	86	198	148	46	90	33,141	87.31%
Rockcastle Regional Hospital and Respiratory Care	143	143	101	167	113	39	116	40,943	78.23%

2024 ANNUAL KENTUCKY LONG TERM CARE UTILIZATION AND SERVICE REPORT

Table 29 - Nursing Facility By ADD

ADD / Facility	Licensed Beds	Beds In Operation	Beginning Census	Admissions	Discharges	Deaths	Ending Census	Total Patient Days	Occupancy Percentage
Signature HealthCare at Jackson Manor	51	51	45	113	103	10	45	16,578	88.81%
The Heritage	85	85	77	191	165	22	81	29,506	95.10%
Tri-Cities Nursing and Rehabilitation Center	85	85	56	138	101	20	73	23,369	75.32%
Williamsburg Health and Rehabilitation Center	125	125	102	85	71	20	96	35,851	78.58%
ADD: 13 Total	1,680	1,650	1,345	1,971	1,481	458	1,377	501,513	81.67%
ADD:14									
Campbellsville Nursing and Rehabilitation	67	67	55	129	96	31	57	20,614	84.06%
Clinton County Care and Rehabilitation Center	52	52	44	76	61	13	46	17,275	90.77%
Cumberland Nursing and Rehabilitation Center	93	93	88	138	100	36	90	31,061	91.50%
Cumberland Valley Nursing and Rehabilitation Center	84	84	74	81	79	8	68	26,718	86.90%
Fair Oaks Health Systems	114	114	96	119	75	42	98	36,028	86.35%
Grandview Nursing and Rehabilitation Facility	81	81	76	135	106	28	77	28,449	95.96%
Green River Trails	118	118	98	43	28	16	97	14,199	78.65%
Lake Cumberland Regional Hospital SCU	12	12	5	223	220	0	8	3,311	75.39%
Liberty Care and Rehabilitation Center	97	95	82	183	142	35	88	27,435	78.90%
McDowell Skilled Nursing Facility	5	0	0	0	0	0	0	0	0.00%
Mountain Ridge Health and Rehabilitation	59	59	57	14	4	13	54	8,596	95.23%
Signature Healthcare at Summit Manor Rehab	104	104	78	182	144	39	77	28,585	75.10%
Signature Healthcare of McCreary County Rehab	60	60	50	164	154	9	51	18,519	84.33%
Somerset Nursing and Rehabilitation Facility	123	123	119	209	174	35	119	43,201	95.96%

2024 ANNUAL KENTUCKY LONG TERM CARE UTILIZATION AND SERVICE REPORT

Table 29 - Nursing Facility By ADD

ADD / Facility	Licensed Beds	Beds In Operation	Beginning Census	Admissions	Discharges	Deaths	Ending Census	Total Patient Days	Occupancy Percentage
Somerwoods Nursing and Rehabilitation	166	166	112	107	88	19	112	40,827	67.20%
ADD: 14 Total	1,235	1,228	1,034	1,803	1,471	324	1,042	344,818	83.39%
ADD:15									
Berea Health and Rehabilitation	84	84	74	158	107	53	72	27,084	88.10%
Bluegrass Care and Rehabilitation Center	124	118	116	555	523	41	107	40,162	88.49%
Bourbon Heights	67	67	62	18	8	12	60	21,720	88.82%
Bradford Square Center	100	100	89	145	117	23	94	34,404	94.00%
Cambridge Nursing and Rehabilitation Center	108	108	96	105	80	22	99	36,171	91.51%
Cardinal Hill Rehab Unit	74	36	30	853	850	0	33	11,422	42.17%
Cedar Ridge Health Campus	48	48	39	150	121	25	43	15,738	89.58%
Clark Regional Medical Center Transitional Care Unit	25	0	0	0	0	0	0	0	0.00%
Danville Center for Health	106	106	75	201	167	24	85	29,275	75.67%
Dover Nursing and Rehabilitation	85	85	77	119	81	41	74	27,960	89.87%
Edgemont Healthcare	68	68	56	97	67	22	64	22,833	91.74%
Fountain Circle Care and Rehab Center	179	147	132	378	334	42	134	47,321	72.41%
Frankfort Trails	100	100	68	174	152	15	75	26,317	71.90%
Grand Haven Nursing Home	54	54	46	46	27	14	51	17,308	87.57%
Harrodsburg Health and Rehab Ctr.	112	112	89	174	137	35	91	33,222	81.05%
Homestead Post Acute	136	136	128	274	225	51	126	46,210	99.93%
Irvine Nursing and Rehabilitation	86	86	75	154	123	22	84	29,530	93.82%
Kenwood Health and Rehabilitation Center	93	93	82	268	232	29	89	31,720	93.45%
Landmark of Danville Rehabilitation and Nursing Center, LLC	90	90	76	85	59	27	75	26,730	81.37%
Landmark of Lancaster Rehabilitation and Nursing	96	96	85	111	73	34	89	31,983	91.03%

2024 ANNUAL KENTUCKY LONG TERM CARE UTILIZATION AND SERVICE REPORT

Table 29 - Nursing Facility By ADD

ADD / Facility	Licensed Beds	Beds In Operation	Beginning Census	Admissions	Discharges	Deaths	Ending Census	Total Patient Days	Occupancy Percentage
Lexington Country Place	111	111	79	181	145	31	84	30,094	74.08%
Lexington Premier Nursing and Rehab, LLC	120	120	109	227	184	46	106	40,954	93.25%
Madison Health and Rehabilitation Center	92	92	71	172	126	29	88	29,857	88.67%
Mayfair Manor	98	90	77	444	412	24	85	28,795	87.42%
Nicholasville Nursing and Rehabilitation	73	73	64	133	126	10	61	22,326	83.56%
Northpoint Lexington Healthcare Center	150	150	137	151	125	25	138	50,508	92.00%
Pine Meadows Post Acute	120	120	114	171	148	23	114	41,739	95.03%
Sayre Christian Village Nursing Home	153	153	144	177	119	58	144	53,485	95.51%
Signature Healthcare at Heritage Hall Rehab	94	94	66	299	258	21	86	28,707	83.67%
Signature Healthcare at Tanbark Rehab	34	0	0	0	0	0	0	0	0.00%
Signature Healthcare of Georgetown	65	65	60	384	354	27	63	22,029	92.60%
Stanford Crossing	128	128	112	55	46	15	106	2,187	11.20%
Stanton Nursing and Rehabilitation Center	81	81	74	91	69	28	68	27,872	94.02%
Telford Terrace	25	25	22	79	70	11	20	7,623	83.31%
The Homeplace at Midway	23	23	23	20	13	7	23	8,183	97.21%
The Terrace Nursing and Rehabilitation	102	102	94	204	157	49	92	35,435	95.18%
The Willows at Citation	52	52	46	312	300	16	42	17,819	93.63%
The Willows at Fritz Farm	54	54	47	302	287	15	47	18,253	92.35%
The Willows at Hamburg	54	54	49	231	217	16	47	18,377	93.24%
The Willows at Harrodsburg	36	36	35	176	145	30	36	13,176	100.00%
Thomson Hood Veterans Center	285	285	123	88	15	54	142	50,519	48.43%
Willowbrook Healthcare	104	0	0	0	0	0	0	0	0.00%
ADD: 15 Total	3,889	3,642	3,041	7,962	6,799	1,067	3,137	1,105,048	79.57%
Statewide Total	26,904	24,591	20,763	48,587	41,198	6,773	21,356	15,268,600	88.45%

KENTUCKY ANNUAL
LONG-TERM CARE SERVICES
REPORT



KENTUCKY CABINET FOR
HEALTH AND FAMILY SERVICES

SECTION VI: PATIENT ORIGIN DATA

**Table 30 - 2024 Kentucky Long Term Care Facility Patient Origin
Facility ADD and Facility by Patient County of Residence**

ADD	Facility Name	Patient County (State is listed when not from Ky.)	Under 65	65-74	75-84	Over 85	Unknown
ADD:1	Calvert City Convalescent Center	BOYD	0	0	0	1	0
		CALLOWAY	0	0	1	2	0
		CHRISTIAN	0	0	0	2	0
		CRITTENDEN	0	0	0	1	0
		GRAVES	0	1	1	2	0
		ILLINOIS	0	0	0	1	0
		LIVINGSTON	1	0	1	3	0
		MARSHALL	2	5	14	38	0
		MCCRACKEN	0	0	3	10	0
		Not listed	0	1	0	0	0
		Total	3	7	20	60	0
	Clinton Hickman County Nursing Facility	CARLISLE	0	0	0	1	0
		FULTON	0	1	0	3	0
		GRAVES	1	0	0	3	0
		HICKMAN	2	4	6	6	0
		ILLINOIS	0	0	0	1	0
		OLDHAM	0	0	0	1	0
		TENNESSEE	1	0	0	2	0
		Total	4	5	6	17	0
	Clinton Place	ANDERSON	0	1	0	0	0
		BALLARD	0	0	1	0	0
		CALLOWAY	1	2	1	3	0
		CARLISLE	1	1	0	1	0
		CHRISTIAN	0	0	1	0	0
		DAVISS	1	0	1	0	0
		FULTON	0	2	1	1	0
		GRAVES	9	14	15	2	0
		HICKMAN	3	3	6	9	0
		LIVINGSTON	0	1	1	0	0
		MARSHALL	0	0	1	1	0
		MCCRACKEN	1	2	2	2	0
		OHIO (county)	1	0	0	0	0

		PIKE	0	0	1	0	0
		TENNESSEE	0	1	0	1	0
		WARREN	0	2	0	0	0
		Total	17	29	31	20	0
Countryside Center		BALLARD	0	1	0	2	0
		CALLOWAY	1	0	0	0	0
		CARLISLE	2	2	4	4	0
		FULTON	0	0	2	0	0
		GRAVES	6	6	5	3	0
		HICKMAN	0	2	0	0	0
		HOPKINS	0	0	1	0	0
		MADISON	1	0	0	0	0
		MARSHALL	0	0	0	1	0
		MCCRACKEN	0	5	1	0	0
		Not listed	0	1	0	0	0
		TENNESSEE	0	0	1	0	0
		Total	10	17	14	10	0
Fern Terrace of Mayfield		GRAVES	0	0	0	0	0
		Total	0	0	0	0	0
Fulton Nursing and Rehab		CALLOWAY	0	1	2	0	0
		FULTON	11	9	8	8	0
		GRAVES	3	1	3	1	0
		TENNESSEE	0	0	1	3	0
		TRIGG	0	1	0	0	0
		Total	14	12	14	12	0
Green Acres Health Care		CALLOWAY	1	0	1	0	0
		CARLISLE	1	0	0	0	0
		DAVISS	0	1	0	0	0
		FULTON	1	0	0	0	0
		GRAVES	6	10	19	13	0
		MARSHALL	0	3	1	0	0
		MCCRACKEN	1	1	0	0	0
		OHIO (state)	0	1	0	0	0
		Total	10	16	21	13	0

Lake Way Nursing and Rehabilitation Center		CALLOWAY	4	0	3	5	0	
		GRAVES	1	0	0	0	0	
		ILLINOIS	0	0	0	1	0	
		LYON	0	0	0	1	0	
		MARSHALL	8	10	24	22	0	
		MCCRACKEN	0	0	0	1	0	
		Total	13	10	27	30	0	
Life Care Center of LaCenter		BALLARD	0	0	0	0	45	
		CARLISLE	0	0	0	0	5	
		MCCRACKEN	0	0	0	0	9	
		Total	0	0	0	0	59	
Mills Nursing and Rehabilitation		CALLOWAY	1	2	3	1	0	
		CARLISLE	0	1	0	2	0	
		FULTON	1	0	0	1	0	
		GRAVES	7	14	28	23	0	
		HICKMAN	0	0	2	0	0	
		ILLINOIS	0	0	1	0	0	
		MARSHALL	0	1	2	1	0	
		Not listed	1	1	0	2	0	
		TENNESSEE	0	1	0	0	0	
			0	0	2	0	0	
		Total	10	20	38	30	0	
Oakview Nursing and Rehabilitation Center		CALLOWAY	3	9	4	2	0	
		GRAVES	0	4	4	0	0	
		LIVINGSTON	0	2	2	0	0	
		MARSHALL	3	0	15	7	0	
		MCCRACKEN	3	11	8	5	0	
		Total	9	26	33	14	0	
Parkview Nursing and Rehabilitation Center (Paducah)		BALLARD	0	2	1	0	0	
		CALDWELL	0	0	0	1	0	
		CALLOWAY	0	2	2	0	0	
		CARLISLE	0	0	1	1	0	
		CRITTENDEN	0	0	0	1	0	

	GRAVES	0	2	4	2	0	
	ILLINOIS	0	0	2	0	0	
	LIVINGSTON	0	0	1	1	0	
	LYON	0	0	0	3	0	
	MARSHALL	0	2	5	6	0	
	MCCRACKEN	15	25	33	45	0	
	OHIO (county)	0	0	0	1	0	
	Total	15	33	49	61	0	
Providence Pointe Healthcare							
	BALLARD	0	0	1	1	0	
	CARLISLE	0	1	0	1	0	
	CRITTENDEN	0	0	1	0	0	
	FULTON	0	1	0	0	0	
	GRAVES	0	0	0	2	0	
	HICKMAN	0	1	1	0	0	
	ILLINOIS	0	1	0	1	0	
	LIVINGSTON	0	1	1	0	0	
	MARSHALL	0	1	3	4	0	
	MCCRACKEN	5	8	25	20	3	
	Not listed	0	0	0	0	0	
	Total	5	14	32	29	3	
River Haven Nursing and Rehab							
	CALDWELL	1	0	0	0	0	
	CALLOWAY	1	1	0	0	0	
	CRITTENDEN	0	1	0	0	0	
	DAVISS	1	0	0	0	0	
	FAYETTE	1	0	0	0	0	
	FULTON	0	1	0	0	0	
	GRAVES	6	4	0	1	0	
	HOPKINS	1	0	0	0	0	
	JEFFERSON	3	2	0	0	0	
	JOHNSON	0	0	0	1	0	
	MARSHALL	4	0	0	0	0	
	MCCRACKEN	19	17	12	2	0	
	MONTGOMERY	1	0	0	0	0	
	PERRY	1	0	0	0	0	
	TENNESSEE	0	1	0	0	0	
	Total	39	27	12	4	0	

	Spring Creek Post Acute and Rehab	CALLOWAY	10	22	46	43	0
		Total	10	22	46	43	0
	Stonecreek Health and Rehab	BALLARD	0	1	0	0	0
		CALDWELL	0	1	0	0	0
		CARLISLE	0	1	0	0	0
		CRITTENDEN	0	0	1	0	0
		GRAVES	3	1	1	3	0
		LYON	0	0	0	1	0
		MARSHALL	4	1	1	1	0
		MCCRACKEN	19	19	17	8	0
		Not listed	1	0	0	0	0
		TRIGG	0	2	0	0	0
		Total	27	26	20	13	0
		ADD:1 Total	186	264	363	356	62
ADD:2							
	Baptist Health Deaconess Madisonville (LTC)	HOPKINS	0	0	0	0	0
		Total	0	0	0	0	0
	Bradford Heights Health and Rehab Center	CALDWELL	1	0	1	0	0
		CHRISTIAN	10	25	17	20	0
		HOPKINS	2	0	2	0	0
		LOGAN	1	0	0	0	0
		Not listed	1	4	0	0	0
		TODD	0	1	1	0	0
		TRIGG	0	2	3	1	0
		WARREN	2	0	0	0	0
		Total	17	32	24	21	0
	Brighton Cornerstone Health Care	CHRISTIAN	0	0	1	0	0
		HOPKINS	4	4	8	10	0
		TRIGG	0	0	0	0	0
		WEBSTER	0	1	1	0	0
		Total	4	5	10	10	0
	Christian County Manor I LLC	CHRISTIAN	0	0	0	0	0
		Total	0	0	0	0	0

ADD	Facility Name	Patient County (State is listed when not from Ky.)	Under 65	65-74	75-84	Over 85	Unknown
	Christian Health Center, Hopkinsville	CALDWELL	0	0	0	1	0
		CHRISTIAN	4	10	28	54	0
		TODD	0	1	0	0	0
		TRIGG	1	0	3	1	0
		Total	5	11	31	56	0
	Christian Heights Nursing and Rehabilitation Center	CHRISTIAN	12	14	11	3	0
		FAYETTE	0	2	0	0	0
		HOPKINS	1	0	1	0	0
		JEFFERSON	0	0	1	0	0
		LINCOLN	1	0	0	0	0
		MADISON	1	0	0	0	0
		MONTGOMERY	0	1	0	1	0
		MUHLENBERG	0	1	0	0	0
		TODD	2	2	1	0	0
		TRIGG	1	2	0	0	0
		Total	18	22	14	4	0
	Crittenden County Health and Rehabilitation Center	CALDWELL	1	3	3	2	0
		CHRISTIAN	2	0	1	0	0
		CRITTENDEN	5	7	8	2	0
		DAVISS	1	0	0	0	0
		GRAVES	2	0	0	0	0
		HOPKINS	0	0	1	0	0
		LAUREL	0	1	0	0	0
		LIVINGSTON	3	2	1	0	0
		MARSHALL	0	1	0	0	0
		MCCRACKEN	0	3	1	0	0
		MUHLENBERG	1	0	0	0	0
		Not listed	0	0	0	0	5
		TRIGG	1	2	0	0	0
		UNION	1	0	1	0	0
		WEBSTER	0	0	1	0	0
		Total	17	19	19	4	5

ADD	Facility Name	Patient County (State is listed when not from Ky.)	Under 65	65-74	75-84	Over 85	Unknown
	Dawson Springs Health and Rehab Ctr	BOYD	1	0	0	0	0
		CALDWELL	1	0	3	0	0
		CALLOWAY	1	0	0	0	0
		CHRISTIAN	2	0	1	1	0
		CLARK	0	1	0	0	0
		CUMBERLAND	0	0	1	0	0
		FLOYD	0	1	0	0	0
		FRANKLIN	0	1	0	0	0
		HOPKINS	2	5	6	8	0
		JEFFERSON	0	1	0	0	0
		MCCRACKEN	0	0	1	0	0
		MCCREARY	0	1	0	0	0
		MUHLENBERG	0	0	1	0	0
		NELSON	0	0	1	0	0
		TENNESSEE	0	0	1	0	0
		TODD	1	0	0	0	0
		TRIGG	1	0	1	0	0
		WARREN	0	1	0	0	0
		Total	9	11	16	9	0
	Greenville Nursing and Rehabilitation	CHRISTIAN	0	1	0	0	0
		DAVISS	1	0	0	0	0
		EDMONSON	1	0	0	0	0
		HOPKINS	0	0	0	1	0
		MUHLENBERG	4	12	11	23	0
		OHIO (county)	1	0	0	0	0
		TODD	0	1	1	0	0
		Total	7	14	12	24	0
	Hearthstone Place	CHRISTIAN	2	4	6	2	0
		DAVISS	0	1	0	0	0
		LOGAN	1	3	3	4	0
		LYON	1	0	0	0	0
		NELSON	0	1	0	0	0
		TENNESSEE	1	0	0	0	0
		TODD	4	3	5	5	0
		WEBSTER	1	0	0	0	0
		Total	10	12	14	11	0

Highland Homes I LLC	CALDWELL	0	0	0	0	0	0
	Total	0	0	0	0	0	0
Hillside Nursing and Rehabilitation Center	CHRISTIAN	1	2	2	1	0	0
	HENDERSON	1	0	0	0	0	0
	HOPKINS	11	9	9	12	0	0
	LAUREL	1	0	0	0	0	0
	MUHLENBERG	0	1	2	0	0	0
	WEBSTER	0	0	3	1	0	0
	Total	14	12	16	14	0	0
Joseph Eddie Ballard W. Kentucky Veterans Ctr.	BARREN	0	0	1	0	0	0
	BUTLER	0	0	1	0	0	0
	CALDWELL	0	0	0	1	0	0
	CHRISTIAN	0	0	4	4	0	0
	CRITTENDEN	0	1	0	0	0	0
	DAVISS	0	0	2	5	0	0
	HENDERSON	0	1	3	3	0	0
	HOPKINS	0	1	11	10	0	0
	LOGAN	0	0	2	2	0	0
	LYON	0	0	1	0	0	0
	MARSHALL	0	1	0	0	0	0
	MCCRACKEN	0	0	2	1	0	0
	MCLEAN	0	2	2	1	0	0
	MERCER	0	1	0	0	0	0
	MUHLENBERG	0	0	1	5	0	0
	OHIO (county)	0	0	2	1	0	0
	TRIGG	0	0	0	1	0	0
	UNION	0	0	0	2	0	0
	WEBSTER	0	0	4	1	0	0
	Total	0	7	36	37	0	0
Landmark of Kuttawa	CALDWELL	0	2	2	0	0	0
	CHRISTIAN	0	0	1	1	0	0
	CRITTENDEN	2	0	0	0	0	0
	GRAVES	0	0	1	0	0	0
	ILLINOIS	0	0	0	1	0	0
	INDIANA	0	0	0	1	0	0

ADD	Facility Name	Patient County (State is listed when not from Ky.)	Under 65	65-74	75-84	Over 85	Unknown
		LIVINGSTON	0	0	0	1	0
		LYON	3	3	5	4	0
		MARSHALL	1	0	1	1	0
		MCCRACKEN	3	3	7	2	0
		MUHLENBERG	0	1	0	0	0
		WARREN	0	1	0	0	0
		Total	9	10	17	11	0
	Madisonville Health and Rehabilitation						
		CHRISTIAN	0	1	0	1	0
		HICKMAN	1	0	0	0	0
		HOPKINS	22	18	21	12	0
		MUHLENBERG	0	2	0	2	0
		OHIO (county)	1	0	0	1	0
		TRIGG	0	1	0	0	0
		WARREN	1	0	0	1	0
		Total	25	22	21	17	0
	Maple Health and Rehabilitation						
		BARREN	0	0	0	1	0
		CHRISTIAN	1	0	0	1	0
		DAVISS	0	0	1	0	0
		HOPKINS	4	1	0	2	0
		LOGAN	0	1	1	0	0
		MCLEAN	0	0	0	1	0
		MUHLENBERG	12	17	20	23	0
		OHIO (county)	0	1	0	1	0
		TODD	0	0	2	0	0
		Total	17	20	24	29	0
	Owensboro Health Muhlenberg Community Hospital Long Term Care						
		MCLEAN	0	0	1	0	0
		MUHLENBERG	1	4	6	14	0
		OHIO (county)	0	0	1	0	0
		Not listed	0	0	1	4	0
		TODD	0	0	0	1	0
		Total	1	4	9	19	0
	Princeton Health and Rehab Center						
		BALLARD	1	0	0	0	0
		CALDWELL	3	14	18	18	0
		CALLOWAY	0	0	0	1	0

ADD	Facility Name	Patient County (State is listed when not from Ky.)	Under 65	65-74	75-84	Over 85	Unknown
		CHRISTIAN	2	1	2	0	0
		CRITTENDEN	0	0	0	1	0
		DAVISS	0	2	0	0	0
		HOPKINS	0	1	2	2	0
		ILLINOIS	0	0	0	0	0
		LIVINGSTON	0	0	2	0	0
		LOGAN	0	0	0	1	0
		LYON	1	1	4	2	0
		MARSHALL	0	0	1	0	0
		MCCRACKEN	0	0	1	1	0
		TENNESSEE	0	0	1	0	0
		TODD	0	0	1	0	0
		TRIGG	0	1	5	6	0
		UNION	0	0	1	0	0
		Total	7	20	38	32	0
	Ridgewood Terrace Nursing Home						
		CALLOWAY	0	0	0	1	0
		CHRISTIAN	1	1	1	0	0
		FRANKLIN	0	0	1	2	0
		HOPKINS	3	13	27	32	0
		JEFFERSON	0	0	1	0	0
		KNOX	0	0	0	1	0
		MCLEAN	0	2	0	2	0
		MUHLENBERG	0	1	2	1	0
		WEBSTER	0	1	2	1	0
		Total	4	18	34	40	0
	Rivers Bend Retirement Community						
		CALDWELL	0	0	0	9	0
		LYON	0	15	23	10	0
		Total	0	15	23	19	0
	Salem Springlake Health and Rehabilitation Center						
		CALDWELL	0	0	1	0	0
		CRITTENDEN	1	3	8	0	0
		LIVINGSTON	0	12	19	3	0
		LYON	0	1	0	2	0
		MCCRACKEN	0	1	1	0	0
		Total	1	17	29	5	0
	Shady Lawn Nursing and Rehabilitation Center						

		CALDWELL	0	1	1	0	0	0
		CALLOWAY	0	0	1	0	0	0
		CHRISTIAN	4	4	0	2	0	0
		CRITTENDEN	0	0	1	0	0	0
		FULTON	0	0	1	0	0	0
		KENTON	0	0	1	1	0	0
		TRIGG	4	5	7	10	0	0
		WARREN	0	0	0	1	0	0
		Total	8	10	12	14	0	0
	Tradewater Pointe							
		HOPKINS	6	13	12	13	0	0
		Total	6	13	12	13	0	0
	Western State Nursing Facility							
		BARREN	1	0	0	0	0	0
		CALLOWAY	0	0	2	0	0	0
		CHRISTIAN	7	9	16	5	0	0
		FAYETTE	0	1	0	0	0	0
		GRAVES	0	1	0	0	0	0
		HICKMAN	0	1	0	0	0	0
		HOPKINS	0	0	0	1	0	0
		INDIANA	0	1	0	0	0	0
		JEFFERSON	0	2	1	0	0	0
		MCCRACKEN	0	0	2	0	0	0
		SCOTT	0	1	0	0	0	0
		TODD	0	1	0	0	0	0
		Total	8	17	21	6	0	0
		ADD:2 Total	187	311	432	395	5	0
ADD:3								
	Beaver Dam Nursing and Rehab Center							
		BRECKINRIDGE	0	0	0	1	0	0
		DAVISS	1	0	1	4	0	0
		GRAYSON	0	0	1	1	0	0
		MCLEAN	0	0	0	1	0	0
		OHIO (county)	0	6	15	22	0	0
		Not listed	0	0	1	1	0	0
		Total	1	6	18	30	0	0

Breckinridge Place	HENDERSON	0	0	0	2	0	
	UNION	2	3	5	12	0	
	Total	2	3	5	14	0	
Carmel Home	DAVISS	0	0	6	22	0	
	ILLINOIS	0	0	0	1	0	
	MCCRACKEN	0	0	2	0	0	
	Not listed	0	0	0	2	0	
	UNION	0	0	2	0	0	
	Total	0	0	10	25	0	
Chautauqua Health and Rehab	CHRISTIAN	0	0	2	0	0	
	DAVISS	19	18	36	11	0	
	HANCOCK	0	2	1	2	0	
	HENDERSON	0	1	2	0	0	
	HOPKINS	0	0	1	0	0	
	INDIANA	0	1	0	0	0	
	MAGOFFIN	1	0	0	0	0	
	MCLEAN	2	1	0	0	0	
	MUHLENBERG	0	1	0	1	0	
	OHIO (county)	2	2	3	2	0	
	Not listed	0	1	0	0	0	
	WARREN	0	0	0	1	0	
	WEBSTER	1	1	0	0	0	
	Total	25	28	45	17	0	
Fordsville Nursing and Rehabilitation Center	BOURBON	0	1	1	0	0	
	BRECKINRIDGE	0	2	0	0	0	
	DAVISS	3	1	1	0	0	
	FAYETTE	0	1	0	0	0	
	GRAYSON	1	0	1	0	0	
	HANCOCK	0	1	1	0	0	
	HARDIN	2	2	0	0	0	
	HOPKINS	2	0	0	0	0	
	JEFFERSON	0	3	2	0	0	
	NELSON	1	0	0	0	0	
	OHIO (county)	4	7	4	0	0	

ADD	Facility Name	Patient County (State is listed when not from Ky.)	Under 65	65-74	75-84	Over 85	Unknown
		PULASKI	0	1	0	0	0
		Total	13	19	10	0	0
	Heartland Villa Nursing and Rehabilitation Center	HANCOCK	4	9	10	15	0
		Total	4	9	10	15	0
	Henderson Nursing and Rehabilitation Center	CHRISTIAN	0	1	0	0	0
		DAVISS	1	0	0	0	0
		HENDERSON	17	32	16	4	0
		HOPKINS	1	0	0	1	0
		PULASKI	0	1	0	0	0
		TENNESSEE	0	1	0	0	0
		UNION	1	0	0	0	0
		WEBSTER	0	0	2	0	0
		Total	20	35	18	5	0
	Hermitage Care and Rehabilitation Center	DAVISS	5	19	26	28	0
		EDMONSON	0	1	0	0	0
		HANCOCK	0	1	0	1	0
		HART	0	0	0	1	0
		HENDERSON	0	0	0	1	0
		INDIANA	0	0	1	1	0
		MUHLENBERG	0	0	0	2	0
		OHIO (county)	1	0	0	0	0
		Total	6	21	27	34	0
	Lewisport Rest Home I LLC	HANCOCK	0	0	0	0	0
		Total	0	0	0	0	0
	Morganfield Nursing and Rehabilitation Center	CRITTENDEN	0	0	2	0	0
		HENDERSON	4	5	2	1	0
		HOPKINS	0	1	0	1	0
		ILLINOIS	0	0	1	0	0
		INDIANA	1	0	0	0	0
		LIVINGSTON	1	0	0	0	0
		MCCRACKEN	0	1	0	0	0
		MUHLENBERG	0	1	0	0	0
		TENNESSEE	0	1	0	0	0
		UNION	7	11	7	1	0

ADD	Facility Name	Patient County (State is listed when not from Ky.)	Under 65	65-74	75-84	Over 85	Unknown
		WEBSTER	1	1	1	0	0
		Total	14	21	13	3	0
	Redbanks	CRITTENDEN	0	1	0	0	0
		DAVISS	0	0	4	0	0
		HENDERSON	7	16	39	39	0
		HOPKINS	0	1	2	1	0
		MCLEAN	0	0	1	1	0
		OHIO (county)	0	1	0	0	0
		TODD	0	1	0	0	0
		TRIGG	1	0	0	0	0
		UNION	0	2	3	1	0
		WEBSTER	2	0	1	4	0
		Total	10	22	50	46	0
	Redbanks Colonial Terrace	DAVISS	0	1	1	3	0
		HENDERSON	1	3	13	6	0
		HOPKINS	4	3	3	2	0
		INDIANA	0	1	0	0	0
		MCLEAN	0	1	0	0	0
		UNION	1	4	0	3	0
		WEBSTER	3	3	6	10	0
		WEST VIRGINIA	0	0	1	0	0
		Total	9	16	24	24	0
	Riverside Care and Rehab Ctr.	ADAIR	1	0	0	0	0
		DAVISS	3	2	7	9	0
		GRAYSON	0	0	0	1	0
		HANCOCK	0	0	0	1	0
		HOPKINS	1	0	1	2	0
		MCLEAN	2	6	12	16	0
		MUHLENBERG	1	1	2	2	0
		OHIO (county)	0	0	0	1	0
		PIKE	0	0	0	1	0
		WEBSTER	0	1	0	0	0
		Total	8	10	22	33	0
	Shemwell Nursing Home	HOPKINS	0	0	0	6	0
		UNION	0	0	1	2	0

ADD	Facility Name	Patient County (State is listed when not from Ky.)	Under 65	65-74	75-84	Over 85	Unknown
		WEBSTER	0	1	6	5	0
		Total	0	1	7	13	0
	Signature Healthcare at Hillcrest	BARREN	0	1	0	0	0
		DAVISS	5	17	50	45	0
		HANCOCK	1	0	1	1	0
		MARSHALL	0	0	1	0	0
		MCLEAN	0	0	0	1	0
		MUHLENBERG	0	1	0	1	0
		OHIO (county)	1	0	2	1	0
		WEBSTER	0	1	0	0	0
		Total	7	20	54	49	0
	Signature Healthcare of Hartford Reh.& Wellness	BUTLER	0	2	0	0	0
		DAVISS	7	0	2	1	0
		FLOYD	0	0	0	1	0
		FRANKLIN	0	0	0	1	0
		GRAYSON	0	0	1	0	0
		HANCOCK	0	0	1	0	0
		KNOX	0	0	1	0	0
		MERCER	0	1	0	0	0
		MUHLENBERG	2	2	1	4	0
		OHIO (county)	12	8	15	18	0
		Not listed	0	1	0	0	0
		WARREN	1	0	0	1	0
		Total	22	14	21	26	0
	The Transitional Care Center of Owensboro	DAVISS	1	1	5	2	0
		GRAYSON	0	1	0	0	0
		OHIO (county)	1	0	0	0	0
		SPENCER	0	0	2	0	0
		Total	2	2	7	2	0
	Twin Rivers Nursing and Rehab Center	ALLEN	1	0	0	0	0
		BRECKINRIDGE	0	1	0	0	0
		CALDWELL	0	0	1	0	0
		CAMPBELL	0	1	1	0	0
		DAVISS	18	22	11	6	0

ADD	Facility Name	Patient County (State is listed when not from Ky.)	Under 65	65-74	75-84	Over 85	Unknown
		GRAVES	0	1	0	0	0
		GRAYSON	1	0	0	0	0
		HANCOCK	0	0	0	1	0
		HARLAN	0	0	0	1	0
		HENDERSON	2	1	1	0	0
		HOPKINS	0	1	0	0	0
		INDIANA	0	0	1	0	0
		JEFFERSON	0	0	0	2	0
		JESSAMINE	1	0	0	0	0
		MCLEAN	2	2	0	0	0
		MUHLENBERG	1	0	3	0	0
		OHIO (county)	3	3	3	1	0
		Not listed	0	1	0	0	0
		UNION	0	1	0	0	0
		VIRGINIA	1	0	0	0	0
		WOODFORD	0	0	1	0	0
		Total	30	34	22	11	0
	Wellington Parc of Owensboro						
		DAVIESS	1	2	20	34	0
		FAYETTE	0	0	1	0	0
		HANCOCK	0	0	1	0	0
		HENDERSON	0	0	0	1	0
		HOPKINS	0	0	1	0	0
		INDIANA	0	0	2	1	0
		MCLEAN	0	0	1	0	0
		OHIO (county)	0	0	1	0	0
		Not listed	0	0	0	1	0
		TENNESSEE	0	0	0	1	0
		WARREN	0	0	0	1	0
		Total	1	2	27	39	0
		ADD:3 Total	174	263	390	386	0
ADD:4	Auburn Health Care						
		ALLEN	2	0	0	0	0
		BUTLER	1	1	0	1	0
		CHRISTIAN	0	1	0	0	0
		EDMONSON	0	1	0	0	0
		FRANKLIN	0	2	0	0	0
		GRAVES	0	1	0	0	0

ADD	Facility Name	Patient County (State is listed when not from Ky.)	Under 65	65-74	75-84	Over 85	Unknown
		HARDIN	0	0	1	0	0
		JEFFERSON	0	0	0	2	0
		LOGAN	1	7	3	3	0
		SIMPSON	1	2	0	0	0
		TODD	0	0	1	0	0
		WARREN	3	10	1	1	0
		WEBSTER	0	1	0	0	0
		Total	8	26	6	7	0
	Barren County Nursing and Rehab	BARREN	19	20	35	14	0
		Total	19	20	35	14	0
	Bowling Green Nursing and Rehabilitation	ADAIR	0	0	0	1	0
		ALLEN	1	1	0	0	0
		BARREN	1	1	2	0	0
		BUTLER	1	0	0	0	0
		CALLOWAY	1	0	0	0	0
		CUMBERLAND	0	0	0	1	0
		HARDIN	0	1	0	0	0
		LARUE	0	1	0	0	0
		LOGAN	1	1	0	0	0
		METCALFE	0	0	1	0	0
		MONROE	0	1	0	1	0
		SIMPSON	1	0	1	0	0
		TENNESSEE	1	1	1	0	0
		WARREN	6	7	15	6	0
		Total	13	14	20	9	0
	Cal Turner Rehab and Specialty Care	ALLEN	5	13	25	19	0
		BARREN	1	0	2	2	0
		BUTLER	1	1	0	0	0
		HART	0	0	1	0	0
		INDIANA	1	0	0	0	0
		LOGAN	0	0	4	0	0
		MONROE	0	1	0	0	0
		Not listed	0	0	1	0	0
		SIMPSON	1	0	1	3	0
		TENNESSEE	0	0	0	1	0

ADD	Facility Name	Patient County (State is listed when not from Ky.)	Under 65	65-74	75-84	Over 85	Unknown
		WARREN	3	5	11	4	0
		Total	12	20	45	29	0
	Christian Health Center of Bowling Green	ALLEN	0	0	0	2	0
		LOGAN	0	0	1	2	0
		WARREN	0	3	16	20	0
		Total	0	3	17	24	0
	Colonial Nursing and Rehabilitation Center	BARREN	0	0	0	0	0
		BUTLER	0	1	2	0	0
		CHRISTIAN	1	0	0	0	0
		JEFFERSON	0	0	2	0	0
		Not listed	1	0	2	0	0
		SIMPSON	0	1	1	1	0
		WARREN	6	9	10	8	0
		WHITLEY	0	0	0	1	0
		Total	8	11	17	10	0
	Cornerstone Manor	ALLEN	0	0	0	0	0
		Total	0	0	0	0	0
	Creekwood Place Nursing and Rehab Center	BUTLER	0	0	1	0	0
		CHRISTIAN	0	1	1	2	0
		HOPKINS	1	0	0	0	0
		LOGAN	8	6	26	28	0
		MUHLENBERG	1	0	1	1	0
		Not listed	1	0	0	0	0
		SIMPSON	0	2	1	1	0
		TENNESSEE	1	0	0	0	0
		TODD	1	0	3	5	0
		WARREN	0	0	1	1	0
		Total	13	9	34	38	0
	Edmonson Nursing and Rehabilitation Center	ALLEN	0	0	1	0	0
		BARREN	0	1	0	1	0
		BUTLER	0	0	1	2	0
		EDMONSON	3	10	17	11	0
		GRAYSON	1	2	0	0	0
		HART	0	2	1	0	0

ADD	Facility Name	Patient County (State is listed when not from Ky.)	Under 65	65-74	75-84	Over 85	Unknown
		LARUE	1	0	0	0	0
		METCALFE	1	0	0	0	0
		Not listed	0	0	0	1	0
		PULASKI	0	0	1	0	0
		SIMPSON	0	1	0	0	0
		WARREN	1	2	4	3	0
		Total	7	18	25	18	0
	Franklin-Simpson Nursing and Rehabilitation						
		ADAIR	1	0	0	0	0
		ALLEN	2	4	1	2	0
		BUTLER	1	1	0	0	0
		CHRISTIAN	0	0	1	0	0
		CLAY	0	1	0	0	0
		DAVISS	1	0	0	0	0
		ESTILL	1	0	0	0	0
		FAYETTE	1	0	0	0	0
		FLOYD	0	1	0	0	0
		HART	0	0	1	0	0
		JEFFERSON	2	0	0	0	0
		LOGAN	3	0	1	0	0
		MADISON	0	0	0	1	0
		PULASKI	1	1	0	0	0
		SIMPSON	7	7	6	10	0
		TENNESSEE	0	2	0	0	0
		TODD	0	0	0	2	0
		WARREN	3	7	4	2	0
		Total	23	24	14	17	0
	Glasgow State Nursing Facility						
		ALLEN	0	2	0	1	0
		BARREN	0	0	4	1	0
		BATH	0	0	1	0	0
		BULLITT	1	1	0	0	0
		CAMPBELL	0	1	0	0	0
		CHRISTIAN	2	1	0	0	0
		CLARK	0	1	0	0	0
		CLAY	1	0	0	0	0
		DAVISS	1	0	0	0	0
		EDMONSON	0	0	1	0	0
		FAYETTE	0	3	2	0	0

ADD	Facility Name	Patient County (State is listed when not from Ky.)	Under 65	65-74	75-84	Over 85	Unknown
		GREEN	1	1	1	0	0
		GREENUP	0	0	1	0	0
		HART	1	0	0	0	0
		HENDERSON	1	0	0	0	0
		JEFFERSON	1	1	0	0	0
		JESSAMINE	0	1	1	0	0
		MADISON	1	0	1	1	0
		MARION	0	0	1	0	0
		MCLEAN	1	0	0	0	0
		MERCER	0	1	0	0	0
		METCALFE	0	1	0	0	0
		MONROE	0	0	1	0	0
		OHIO (county)	0	1	1	0	0
		POWELL	0	1	0	0	0
		PULASKI	0	0	2	0	0
		ROCKCASTLE	0	1	0	0	0
		RUSSELL	0	1	0	0	0
		TAYLOR	0	0	1	0	0
		WARREN	0	4	2	0	0
		WOLFE	0	0	1	0	0
		Total	11	22	21	3	0
	Glenview Health Care Facility						
		ADAIR	0	0	1	0	0
		ALLEN	0	1	0	0	0
		BARREN	8	10	9	5	0
		BULLITT	0	1	0	0	0
		FAYETTE	0	0	1	0	0
		HART	2	1	2	0	0
		ILLINOIS	0	1	0	0	0
		INDIANA	0	0	1	0	0
		LIVINGSTON	1	0	0	0	0
		METCALFE	0	0	2	0	0
		MONROE	1	1	0	0	0
		WARREN	1	2	3	1	0
		Total	13	17	19	6	0
	Greenwood Nursing and Rehabilitation						
		ALLEN	0	2	2	1	0
		DAVISS	1	1	0	0	0
		TENNESSEE	1	1	0	0	0

ADD	Facility Name	Patient County (State is listed when not from Ky.)	Under 65	65-74	75-84	Over 85	Unknown
		WARREN	30	32	32	22	0
		Total	32	36	34	23	0
	Harpers Home for the Aged	METCALFE	0	0	0	0	0
		Total	0	0	0	0	0
	Hopkins Nursing and Rehabilitation Center	ALLEN	0	0	1	0	0
		BARREN	0	0	0	1	0
		EDMONSON	1	1	0	0	0
		ILLINOIS	0	0	1	0	0
		LOGAN	0	3	3	0	0
		Not listed	0	1	1	0	0
		SIMPSON	0	2	3	3	0
		TENNESSEE	0	1	1	1	0
		WARREN	3	3	3	11	0
		Total	4	11	13	16	0
	Magnolia Village Nursing and Rehabilitation Center	ALLEN	0	0	0	2	0
		BARREN	0	0	0	1	0
		BUTLER	0	1	0	0	0
		GRAYSON	0	0	1	1	0
		HARDIN	0	0	0	1	0
		LARUE	0	0	0	1	0
		LAUREL	0	0	1	0	0
		LOGAN	0	0	3	2	0
		OHIO (county)	0	0	0	1	0
		WARREN	0	2	13	20	0
		Total	0	3	18	29	0
	Metcalfe Health Care Center	ADAIR	0	1	2	4	0
		BARREN	1	1	3	0	0
		GREEN	1	0	0	0	0
		METCALFE	7	8	15	13	0
		OHIO (state)	0	0	0	1	0
		TENNESSEE	1	0	0	0	0
		Total	10	10	20	18	0
	Morgantown Care and Rehabilitation Center	BUTLER	5	15	18	23	0

ADD	Facility Name	Patient County (State is listed when not from Ky.)	Under 65	65-74	75-84	Over 85	Unknown
		CHRISTIAN	0	1	1	0	0
		DAVISS	2	1	0	0	0
		EDMONSON	1	1	0	1	0
		GRAYSON	0	1	5	1	0
		HARDIN	0	0	1	0	0
		INDIANA	0	0	1	0	0
		LOGAN	0	1	0	1	0
		MUHLENBERG	0	0	2	0	0
		NELSON	0	1	0	0	0
		OHIO (county)	0	3	2	0	0
		Not listed	0	0	1	0	0
		SIMPSON	0	1	0	0	0
		TENNESSEE	0	0	0	1	0
		WARREN	4	8	5	3	0
		WHITLEY	0	0	1	0	0
		Total	12	33	37	30	0
	NHC HealthCare, Glasgow						
		ALLEN	0	2	0	2	0
		BARREN	10	8	39	43	0
		CASEY	0	0	0	1	0
		CUMBERLAND	0	1	0	0	0
		EDMONSON	0	0	0	1	0
		FULTON	0	1	0	0	0
		HARDIN	1	0	0	0	0
		HART	1	1	1	3	0
		LARUE	0	0	1	0	0
		METCALFE	2	3	6	7	0
		MONROE	1	0	2	2	0
		OHIO (state)	0	1	0	0	0
		RUSSELL	0	0	1	0	0
		TENNESSEE	0	0	1	0	0
		WARREN	1	1	1	6	0
		WHITLEY	0	1	0	0	0
		Total	16	19	52	65	0
	Scottsville Manor						
		Not listed	0	0	0	0	0
		Total	0	0	0	0	0
	Signature Healthcare of Bowling Green						
		ALLEN	1	4	3	1	0

ADD	Facility Name	Patient County (State is listed when not from Ky.)	Under 65	65-74	75-84	Over 85	Unknown
		BUTLER	1	1	3	1	0
		CLINTON	0	0	0	1	0
		DAVISS	0	1	1	1	0
		INDIANA	0	1	0	0	0
		JEFFERSON	0	1	0	0	0
		KNOX	0	0	1	0	0
		LOGAN	2	0	3	2	0
		MCCREARY	0	1	0	0	0
		MONROE	0	1	0	0	0
		SIMPSON	1	0	2	0	0
		WARREN	17	25	30	24	0
		Total	22	35	43	30	0
	Signature Healthcare of Glasgow Rehab and Wellness Center						
		BARREN	2	1	4	3	0
		CUMBERLAND	0	0	0	1	0
		HARDIN	0	0	1	0	0
		HART	0	0	0	1	0
		JEFFERSON	0	1	0	0	0
		MCCREARY	0	0	1	0	0
		METCALFE	0	0	1	0	0
		MONROE	0	1	1	0	0
		Not listed	7	7	12	11	0
		WARREN	0	0	1	0	0
		Total	9	10	21	16	0
	Signature Healthcare of Hart County						
		ALLEN	1	0	0	0	0
		BARREN	1	7	2	6	0
		EDMONSON	0	1	1	0	0
		HARDIN	0	0	1	1	0
		HART	10	16	12	17	0
		JEFFERSON	0	0	2	1	0
		LARUE	0	0	1	0	0
		MCCRACKEN	1	0	0	0	0
		METCALFE	0	0	3	1	0
		SCOTT	0	0	0	1	0
		SIMPSON	1	0	0	0	0
		ALLEN	1	4	3	1	0

		WARREN	2	2	0	0	0
		WHITLEY	0	0	0	1	0
		Total	16	26	22	28	0
	Signature HealthCare of Monroe County Rehab						
		ADAIR	0	0	1	0	0
		BARREN	1	1	0	2	0
		BUTLER	0	0	1	0	0
		CLAY	0	0	1	0	0
		CUMBERLAND	0	0	1	0	0
		MCCRACKEN	0	0	0	1	0
		METCALFE	1	0	2	1	0
		MONROE	8	11	23	21	0
		TAYLOR	0	1	0	0	0
		WARREN	1	0	2	0	0
		Total	11	13	31	25	0
	T.J. Samson Community Hospital Skilled Nursing Unit						
		BARREN	0	1	1	1	0
		CUMBERLAND	0	0	0	1	0
		METCALFE	0	1	0	0	0
		MONROE	0	0	1	0	0
		RUSSELL	0	0	1	0	0
		Total	0	2	3	2	0
		ADD:4 Total	259	382	547	457	0
ADD:5							
	Baptist Health Hardin (NF)						
		BRECKINRIDGE	0	0	1	0	0
		HARDIN	0	1	1	1	0
		HART	0	0	0	1	0
		Total	0	1	2	2	0
	Brandenburg Nursing and Rehabilitation						
		BRECKINRIDGE	0	2	1	3	0
		BULLITT	1	0	1	0	0
		DAVISS	0	0	0	3	0
		FAYETTE	1	1	0	0	0
		HARDIN	3	3	2	1	0
		INDIANA	2	0	0	0	0
		JEFFERSON	3	2	0	1	0
		LARUE	1	0	0	0	0

ADD	Facility Name	Patient County (State is listed when not from Ky.)	Under 65	65-74	75-84	Over 85	Unknown
		MEADE	4	4	7	5	0
		MUHLENBERG	1	0	0	0	0
		OHIO (county)	0	1	1	0	0
		Total	16	13	12	13	0
	Breckinridge Memorial Nursing Facility	BRECKINRIDGE	2	1	5	10	0
		Total	2	1	5	10	0
	Elizabethtown Nursing and Rehab	BRECKINRIDGE	0	1	0	0	0
		BULLITT	1	1	2	0	0
		FAYETTE	1	0	0	1	0
		GRAYSON	1	2	0	1	0
		HARDIN	3	10	6	3	0
		HART	0	1	1	0	0
		JEFFERSON	1	3	2	0	0
		LARUE	2	1	2	1	0
		MEADE	0	1	0	0	0
		NELSON	0	2	0	0	0
		Not listed	0	1	0	0	0
		SHELBY	1	0	0	0	0
		TAYLOR	0	1	0	0	0
		Total	10	24	13	6	0
	Flaget Memorial Hospital NF	Not listed	0	0	0	0	0
		Total	0	0	0	0	0
	Grayson Nursing and Rehab Center	BRECKINRIDGE	0	0	1	0	0
		BUTLER	0	0	0	1	0
		EDMONSON	0	1	1	1	0
		FAYETTE	0	1	0	0	0
		FRANKLIN	0	1	0	0	0
		GRAYSON	4	6	17	25	0
		HARDIN	1	0	1	1	0
		JEFFERSON	0	1	0	1	0
		LARUE	0	0	0	1	0
		TENNESSEE	0	0	0	1	0
		WARREN	1	0	1	0	0
		Total	6	10	21	31	0
	Hardinsburg Nursing and Rehabilitation						

ADD	Facility Name	Patient County (State is listed when not from Ky.)	Under 65	65-74	75-84	Over 85	Unknown
		BRECKINRIDGE	3	5	7	10	28
		GRAYSON	0	0	1	0	0
		HARDIN	1	1	0	1	0
		JEFFERSON	0	1	0	1	0
		MEADE	0	0	1	0	0
		Total	4	7	9	12	28
	Helmwood Healthcare Ctr. and Elizabeth Sanford Swope Personal Care						
		BOYLE	0	0	1	0	0
		BULLITT	0	0	1	0	0
		FAYETTE	0	0	0	1	0
		HARDIN	2	10	6	18	0
		LARUE	0	0	0	3	0
		MEADE	0	2	1	0	0
		Not listed	0	0	0	1	0
		Total	2	12	9	23	0
	Kensington Nursing and Rehabilitation Center						
		HARDIN	8	8	5	11	0
		JEFFERSON	1	1	2	0	0
		LARUE	0	1	0	0	0
		NELSON	0	1	1	2	0
		Not listed	9	10	5	4	4
		Total	18	21	13	17	4
	Landmark of Bardstown Rehab and Nursing						
		BULLITT	0	2	1	1	0
		HARDIN	0	0	1	0	0
		JEFFERSON	3	3	0	0	0
		MARION	1	0	0	1	0
		NELSON	7	9	20	27	0
		SHELBY	1	0	0	0	0
		WASHINGTON	0	0	1	2	0
		WHITLEY	1	0	0	0	0
		Total	13	14	23	31	0
	Loretto Living Ctr. at Loretto Motherhouse Infirmary, Inc.						
		MARION	0	1	4	28	0
		NELSON	0	0	2	8	0
		TAYLOR	0	0	0	1	0

ADD	Facility Name	Patient County (State is listed when not from Ky.)	Under 65	65-74	75-84	Over 85	Unknown
		WASHINGTON	0	0	0	2	0
		Total	0	1	6	39	0
	Peridot Senior Living	HARDIN	0	0	0	0	0
		Total	0	0	0	0	0
	Radcliff Veterans Center	ADAIR	0	0	1	0	0
		BULLITT	0	0	4	0	0
		FAYETTE	0	1	0	0	0
		GRAYSON	0	0	0	1	0
		HARDIN	1	4	8	11	0
		JEFFERSON	0	4	10	6	0
		MEADE	0	0	1	1	0
		NELSON	0	0	1	0	0
		OLDHAM	0	0	0	1	0
		SIMPSON	0	1	0	0	0
		WARREN	0	0	1	1	0
		Total	1	10	26	21	0
	Sansbury Care Center	JEFFERSON	0	0	0	1	0
		NELSON	0	0	1	4	0
		Not listed	0	0	0	3	0
		PULASKI	0	0	0	1	0
		WASHINGTON	0	0	5	30	0
		Total	0	0	6	39	0
	Signature Healthcare at Colonial Rehab	BULLITT	1	2	1	1	0
		FAYETTE	0	1	0	0	0
		FLOYD	1	0	0	0	0
		JEFFERSON	3	0	2	2	0
		MARION	0	1	1	2	0
		NELSON	7	9	11	7	0
		WASHINGTON	0	0	0	1	0
		Total	12	13	15	13	0
	Signature Healthcare at North Hardin Rehab	BELL	1	0	0	0	0
		BRECKINRIDGE	1	1	0	0	0
		BULLITT	1	1	0	0	0
		GRAYSON	0	0	3	0	0

ADD	Facility Name	Patient County (State is listed when not from Ky.)	Under 65	65-74	75-84	Over 85	Unknown
		HARDIN	17	19	20	19	0
		HART	1	0	1	0	0
		JEFFERSON	1	5	3	1	0
		LARUE	0	1	0	0	0
		MEADE	2	5	7	6	0
		NELSON	2	0	1	0	0
		Other	0	0	1	1	0
		PULASKI	0	0	1	0	0
		TAYLOR	0	0	1	0	0
		Total	26	32	38	27	0
	Signature Healthcare of Elizabethtown						
		BRECKINRIDGE	0	1	1	3	0
		BULLITT	0	4	1	4	0
		GRAYSON	0	0	1	2	0
		HARDIN	10	15	27	26	0
		HART	0	0	1	0	0
		JEFFERSON	1	1	2	1	0
		LARUE	0	3	0	2	0
		MEADE	0	0	1	3	0
		NELSON	0	1	0	0	0
		Not listed	0	0	1	0	0
		TAYLOR	0	0	2	1	0
		WARREN	0	1	0	0	0
		WASHINGTON	0	0	0	1	0
		Total	11	26	37	43	0
	Spring View Health and Rehab Center						
		BRECKINRIDGE	1	4	7	1	0
		EDMONSON	0	2	2	1	0
		GRAYSON	3	9	11	4	0
		HARDIN	1	3	2	1	0
		HART	0	3	2	0	0
		JEFFERSON	1	2	2	0	0
		MEADE	0	0	1	1	0
		OHIO (county)	0	2	2	1	0
		Total	6	25	29	9	0
	Springfield Nursing and Rehabilitation Center						
		ANDERSON	0	1	0	0	0
		BOYLE	3	1	0	0	0
		BULLITT	1	0	0	0	0

ADD	Facility Name	Patient County (State is listed when not from Ky.)	Under 65	65-74	75-84	Over 85	Unknown
		CASEY	0	0	0	1	0
		FAYETTE	1	0	0	0	0
		FRANKLIN	1	0	0	0	0
		HARDIN	0	0	1	0	0
		JEFFERSON	1	0	1	0	0
		JESSAMINE	1	0	0	0	0
		LEWIS	1	0	0	0	0
		MADISON	1	0	0	0	0
		MARION	0	8	4	0	0
		MCCREARY	0	1	0	0	0
		MERCER	1	1	0	0	0
		NELSON	0	3	1	1	0
		PULASKI	2	0	0	0	0
		SHELBY	1	1	0	0	0
		TAYLOR	1	0	0	0	0
		WASHINGTON	6	8	3	3	0
		Total	21	24	10	5	0
	Sunrise Manor Nursing Home						
		DAVISS	0	0	1	0	0
		EDMONSON	1	0	0	0	0
		GRAYSON	0	2	1	0	0
		GREEN	0	1	0	1	0
		HARDIN	7	13	11	11	0
		HART	0	1	3	1	0
		JEFFERSON	0	2	1	0	0
		KNOTT	0	1	0	0	0
		LARUE	3	9	9	13	0
		MEADE	1	1	0	0	0
		MUHLENBERG	0	0	1	1	0
		NELSON	0	2	10	0	0
		PULASKI	0	0	1	0	0
		TAYLOR	0	1	5	6	0
		Total	12	33	43	33	0
	The Village of Lebanon II, LLC (NF)						
		ANDERSON	0	0	1	0	0
		BOYLE	0	0	0	1	0
		JEFFERSON	0	1	0	0	0
		LARUE	1	0	0	0	0
		MARION	0	5	11	15	0

ADD	Facility Name	Patient County (State is listed when not from Ky.)	Under 65	65-74	75-84	Over 85	Unknown
		NELSON	0	2	0	1	0
		TAYLOR	0	0	0	2	0
		WASHINGTON	0	0	1	4	0
		Total	1	8	13	23	0
ADD:6		ADD:5 Total	161	275	330	397	32
	Barton House of Louisville 1	JEFFERSON	0	0	0	0	0
		Total	0	0	0	0	0
	Bedford Springs Health and Rehabilitation	CARROLL	2	3	3	2	0
		CLARK	1	0	0	0	0
		DAVISS	0	1	0	0	0
		FRANKLIN	1	0	0	0	0
		HENRY	1	1	1	0	0
		JACKSON	1	0	0	0	0
		JEFFERSON	2	1	4	2	0
		JESSAMINE	0	1	0	0	0
		LARUE	1	0	0	0	0
		NELSON	1	0	0	0	0
		OLDHAM	3	1	1	0	0
		SHELBY	0	0	0	1	0
		SPENCER	0	0	0	1	0
		TENNESSEE	1	0	0	0	0
		TRIMBLE	1	3	3	5	0
		Total	15	11	12	11	0
	Bedrock HC at Green Meadows	BULLITT	6	8	22	25	0
		JEFFERSON	0	2	0	0	0
		NELSON	0	3	8	7	0
		SPENCER	0	6	1	1	0
		Total	6	19	31	33	0
	Cedar Lake Lodge Park Place II	HENRY	0	0	0	0	0
		Total	0	0	0	0	0

Cherokee Park Rehabilitation	JEFFERSON	7	33	27	27	0	
	Total	7	33	27	27	0	
Clifton Heights	JEFFERSON	0	0	0	0	90	
	Total	0	0	0	0	90	
Colonial House of Shepherdsville	BULLITT	0	0	0	0	0	
	Total	0	0	0	0	0	
Crescent Grove Memory and Personal Care Community and Sam Swope Center	BULLITT	0	1	0	1	0	
	FRANKLIN	0	2	0	1	0	
	GREEN	0	0	0	1	0	
	HENRY	1	0	0	0	0	
	INDIANA	0	0	1	0	0	
	JEFFERSON	4	12	36	63	0	
	JOHNSON	0	0	1	0	0	
	NELSON	1	0	0	0	0	
	OHIO (state)	0	0	0	1	0	
	OLDHAM	0	0	2	0	0	
	Not listed	2	0	0	2	0	
	WARREN	0	0	1	0	0	
	WASHINGTON	0	0	0	1	0	
	Total	8	15	41	70	0	
Crestview Center	SHELBY	2	6	21	27	0	
	Total	2	6	21	27	0	
Eastern Star Home in KY	BARREN	0	0	0	1	0	
	BULLITT	0	0	0	1	0	
	JEFFERSON	0	0	2	5	0	
	Total	0	0	2	7	0	
Essex Nursing and Rehabilitation Center	BULLITT	0	0	3	2	0	
	HART	0	0	0	1	0	
	INDIANA	0	0	1	0	0	
	JEFFERSON	5	29	30	35	0	
	OLDHAM	0	1	0	0	0	

ADD	Facility Name	Patient County (State is listed when not from Ky.)	Under 65	65-74	75-84	Over 85	Unknown
		TENNESSEE	0	0	1	0	0
		WARREN	0	1	0	0	0
		Total	5	31	35	38	0
	Forest Springs Health Campus	BUTLER	0	0	0	1	0
		CHRISTIAN	0	0	1	0	0
		JEFFERSON	0	6	16	24	0
		OLDHAM	0	1	4	0	0
		Total	0	7	21	25	0
	Franciscan Health Care Center	CLARK	0	0	1	0	0
		ILLINOIS	0	0	0	1	0
		JEFFERSON	2	15	20	44	0
		Total	2	15	21	45	0
	Friendship Health and Rehab	Not listed	0	0	0	0	0
		Total	0	0	0	0	0
	Glen Ridge Health Campus	JEFFERSON	4	16	14	10	0
		Total	4	16	14	10	0
	Hallmark House Louisville II	JEFFERSON	0	0	0	0	0
		Total	0	0	0	0	0
	Highlands Nursing and Rehabilitation Center	JEFFERSON	0	0	0	0	0
		Total	0	0	0	0	0
	Home of the Innocents	BARREN	1	0	0	0	0
		BOONE	2	0	0	0	0
		CAMPBELL	1	0	0	0	0
		DAVISS	2	0	0	0	0
		FAYETTE	2	0	0	0	0
		FRANKLIN	1	0	0	0	0
		GRANT	1	0	0	0	0
		GRAVES	1	0	0	0	0
		GRAYSON	1	0	0	0	0
		HARDIN	2	0	0	0	0
		HENDERSON	1	0	0	0	0
		HENRY	1	0	0	0	0

	HICKMAN	2	0	0	0	0	0	0
	ILLINOIS	1	0	0	0	0	0	0
	INDIANA	1	0	0	0	0	0	0
	JEFFERSON	34	0	0	0	0	0	0
	KENTON	3	0	0	0	0	0	0
	LAUREL	1	0	0	0	0	0	0
	LEE	2	0	0	0	0	0	0
	LETCHER	1	0	0	0	0	0	0
	MADISON	1	0	0	0	0	0	0
	MARION	2	0	0	0	0	0	0
	MUHLENBERG	2	0	0	0	0	0	0
	OHIO (state)	1	0	0	0	0	0	0
	OLDHAM	3	0	0	0	0	0	0
	Not listed PIKE	1	0	0	0	0	0	0
	POWELL	1	0	0	0	0	0	0
	PULASKI	1	0	0	0	0	0	0
	SHELBY	1	0	0	0	0	0	0
		1	0	0	0	0	0	0
	Total	75	0	0	0	0	0	0
Jeffersontown Rehabilitation								
	JEFFERSON	21	28	20	23	0		
	Total	21	28	20	23	0		
Kindred Hospital - Louisville (SNF)								
	ALLEN	0	1	0	0	0	0	0
	CLARK	0	2	0	0	0	0	0
	DAVISS	1	0	0	0	0	0	0
	FAYETTE	1	0	0	0	0	0	0
	FLOYD	0	0	2	0	0	0	0
	FRANKLIN	1	0	0	0	0	0	0
	GALLATIN	1	0	0	0	0	0	0
	HARDIN	4	1	0	0	0	0	0
	HENRY	0	1	0	0	0	0	0
	JEFFERSON	12	5	2	0	0	0	0
	JESSAMINE	1	0	0	0	0	0	0
	MEADE	1	0	0	0	0	0	0
	MONROE	1	0	0	0	0	0	0
	OLDHAM	2	0	0	0	0	0	0
	TAYLOR	1	0	0	0	0	0	0
	Total	26	10	4	0	0	0	0

Klondike Nursing and Rehabilitation Center		CLARK	0	0	1	0	0
		JEFFERSON	15	22	15	3	0
		Total	15	22	16	3	0
Landmark of Iroquois Park and Nursing Center		JEFFERSON	25	27	23	11	4
		Total	25	27	23	11	4
Landmark of Louisville Rehab and Nursing		JEFFERSON	61	46	27	26	0
		MCCRACKEN	1	0	0	0	0
		NELSON	0	0	1	0	0
		SHELBY	0	0	0	1	0
		Total	62	46	28	27	0
Landmark of River City Rehabilitation and Nursing		JEFFERSON	0	0	0	0	0
		Total	0	0	0	0	0
Little Sisters of the Poor		ADAIR	0	0	1	0	0
		FAYETTE	0	0	0	1	0
		INDIANA	0	0	1	1	0
		JEFFERSON	0	1	5	16	0
		NELSON	0	0	0	1	0
		Not listed	0	1	2	1	0
		SHELBY	0	0	0	1	0
		VIRGINIA	0	0	0	1	0
		Total	0	2	9	22	0
Louisville East Post Acute		BELL	1	0	0	0	0
		BRECKINRIDGE	0	0	1	0	0
		BULLITT	1	2	0	1	0
		CAMPBELL	0	1	0	0	0
		CLARK	2	0	0	0	0
		FAYETTE	3	1	0	0	0
		FRANKLIN	0	0	1	0	0
		GREENUP	1	0	0	0	0
		HARDIN	1	0	0	0	0
		HENRY	0	1	0	0	0
		INDIANA	1	0	0	1	0
		JEFFERSON	23	32	42	39	0

		KENTON	1	0	0	0	0	0
		LAUREL	1	0	0	0	0	0
		MARSHALL	1	0	0	0	0	0
		NELSON	0	1	0	0	0	0
		OLDHAM	2	1	0	0	0	0
		SCOTT	1	0	0	0	0	0
		WARREN	1	0	0	0	0	0
		WHITLEY	1	0	0	0	0	0
		Total	41	39	44	41	0	0
Louisville Protestant Altenheim		BULLITT	0	0	1	0	0	0
		INDIANA	0	0	0	1	0	0
		JEFFERSON	0	1	7	12	0	0
		OHIO (state)	0	0	1	0	0	0
		Total	0	1	9	13	0	0
Lyndon Crossing		HARDIN	1	0	0	0	0	0
		JEFFERSON	34	29	25	12	0	0
		LINCOLN	1	0	0	0	0	0
		Total	36	29	25	12	0	0
Maple Grove Senior Living LLC		ANDERSON	0	2	3	0	0	0
		BOURBON	0	0	1	0	0	0
		BOYLE	0	0	0	1	0	0
		BULLITT	0	0	2	0	0	0
		CARROLL	0	0	2	2	0	0
		CASEY	0	0	0	1	0	0
		FAYETTE	0	0	0	2	0	0
		FRANKLIN	0	3	2	5	0	0
		GARRARD	0	0	0	1	0	0
		HENRY	0	2	0	1	0	0
		JEFFERSON	0	0	0	5	0	0
		JESSAMINE	0	2	0	1	0	0
		LINCOLN	0	0	1	0	0	0
		MERCER	0	0	1	2	0	0
		SHELBY	0	4	5	28	0	0
		SPENCER	0	0	3	1	0	0
		TAYLOR	0	0	1	0	0	0
		Total	0	13	21	50	0	0

Nazareth Home							
	BRECKINRIDGE	0	0	0	1	0	
	BULLITT CLARK	0	0	0	1	0	
	HARRISON	0	0	1	1	0	
	JEFFERSON	0	0	0	1	0	
	NELSON	2	7	30	56	0	
	Not listed	0	0	1	5	0	
	SHELBY	0	0	0	1	0	
		0	0	0	1	0	
	Total	2	7	32	67	0	
Nazareth Home Clifton							
	CLARK	1	0	0	0	0	
	HANCOCK	0	0	1	0	0	
	HARDIN	1	0	0	0	0	
	JEFFERSON	4	15	35	50	0	
	MEADE	0	0	1	0	0	
	SPENCER	0	1	0	0	0	
	Total	6	16	37	50	0	
New Castle Nursing and Rehab							
	BULLITT	0	0	1	0	0	
	HENRY	3	9	6	9	0	
	JEFFERSON	1	0	0	2	0	
	KENTON	0	0	1	0	0	
	OLDHAM	0	0	11	2	0	
	OWEN	0	0	1	0	0	
	SHELBY	1	1	3	1	0	
	Total	5	10	23	14	0	
Park Terrace Health Campus							
	JEFFERSON	2	18	29	34	0	
	Total	2	18	29	34	0	
Regency Center							
	BULLITT	0	2	0	0	0	
	FAYETTE	1	0	0	0	0	
	HARDIN	2	0	0	0	0	
	HOPKINS	0	0	1	0	0	
	INDIANA	1	1	0	0	0	
	JEFFERSON	29	29	19	16	0	
	SHELBY	1	0	0	0	0	
	SPENCER	0	0	0	1	0	

ADD	Facility Name	Patient County (State is listed when not from Ky.)	Under 65	65-74	75-84	Over 85	Unknown
		Total	34	32	20	17	0
	Richwood Nursing and Rehab	ANDERSON	0	1	0	0	0
		BOURBON	0	0	0	1	0
		CARROLL	1	1	3	0	0
		FAYETTE	0	1	1	0	0
		FRANKLIN	0	1	0	0	0
		HARDIN	0	1	0	0	0
		HENRY	0	3	4	4	0
		INDIANA	0	1	0	0	0
		JEFFERSON	3	5	10	10	0
		LARUE	0	1	1	0	0
		OHIO (state)	0	0	2	0	0
		OLDHAM	1	7	15	10	0
		Not listed	0	0	0	1	0
		SHELBY	0	3	5	0	0
		SPENCER	0	1	0	0	0
		TRIMBLE	1	2	0	0	0
		WASHINGTON	1	1	0	0	0
		Total	7	29	41	26	0
	River Oaks Post Acute and Rehabilitation Center	JEFFERSON	10	27	40	19	4
		Total	10	27	40	19	4
	Rivers Edge Nursing and Rehabilitation Center	FULTON	0	0	1	0	0
		GALLATIN	0	0	0	1	0
		JEFFERSON	2	26	32	21	0
		OLDHAM	0	0	4	2	0
		Not listed	0	0	2	0	0
		SPENCER	0	0	1	0	0
		Total	2	26	40	24	0
	Sanders Ridge Health Campus	BULLITT	0	2	7	8	0
		JEFFERSON	2	2	7	13	0
		MADISON	0	1	0	0	0
		NELSON	0	0	2	7	0
		SCOTT	0	0	1	0	0

ADD	Facility Name	Patient County (State is listed when not from Ky.)	Under 65	65-74	75-84	Over 85	Unknown
		Total	2	5	17	28	0
	Seneca Place	BULLITT	1	2	0	0	0
		CARROLL	1	1	0	0	0
		FRANKLIN	0	0	2	0	0
		INDIANA	1	0	0	0	0
		JEFFERSON	16	38	20	18	0
		MADISON	0	1	0	0	0
		OHIO (state)	1	0	0	0	0
		OLDHAM	0	0	2	0	0
		SHELBY	2	0	2	0	0
		Total	22	42	26	18	0
	Signature Healthcare at Jefferson Manor Rehab	BULLITT	1	0	2	0	0
		DAVISS	0	2	1	0	0
		HENRY	0	1	1	0	0
		JEFFERSON	16	22	27	16	0
		NELSON	0	0	2	0	0
		OLDHAM	0	0	0	1	0
		SHELBY	0	0	1	0	0
		Total	17	25	34	17	0
	Signature Healthcare at Jefferson Place Rehab	BULLITT	0	2	2	0	0
		INDIANA	0	0	1	0	0
		JEFFERSON	5	18	28	19	0
		MEADE	0	1	0	0	0
		OLDHAM	0	0	3	1	0
		SPENCER	0	0	0	1	0
		Total	5	21	34	21	0
	Signature Healthcare at Rockford Rehab	DAVISS	0	1	0	0	0
		GRAYSON	1	0	0	0	0
		HARDIN	0	1	0	0	0
		JEFFERSON	23	31	16	6	15
		LOGAN	1	0	0	0	0
		MEADE	0	1	0	0	0
			0	1	0	0	0

ADD	Facility Name	Patient County (State is listed when not from Ky.)	Under 65	65-74	75-84	Over 85	Unknown
		PIKE	0	1	0	0	0
		TAYLOR	0	1	0	0	0
		Total	25	37	16	6	15
	Signature Healthcare at Summerfield Rehab and Wellness						
		FRANKLIN	0	1	0	0	0
		JEFFERSON	23	38	37	21	1
		Total	23	39	37	21	1
	Signature Healthcare of East Louisville						
		BULLITT	2	0	1	0	0
		CHRISTIAN	1	0	0	0	0
		FAYETTE	0	1	0	0	0
		GRAYSON	1	1	0	0	0
		HARDIN	1	0	0	0	0
		HENRY	0	1	0	0	0
		JEFFERSON	24	35	32	15	0
		NELSON	0	1	0	0	0
		OLDHAM	0	1	0	0	0
		SHELBY	1	0	0	0	0
		SPENCER	0	1	1	0	0
		TAYLOR	0	0	1	0	0
		Total	30	41	35	15	0
	Signature Healthcare of South Louisville						
		BULLITT	2	2	0	0	0
		GRAYSON	0	0	0	1	0
		JEFFERSON	9	34	26	17	0
		NELSON	0	0	1	0	0
		Total	11	36	27	18	0
	Signature Healthcare of Spencer County						
		BRECKINRIDGE	0	0	0	1	0
		BULLITT	1	3	2	5	0
		CARROLL	0	0	1	0	0
		HENRY	0	0	2	1	0
		JEFFERSON	1	1	7	5	0
		MARION	0	1	0	0	0
		NELSON	0	2	1	3	0
		OLDHAM	0	0	0	1	0
		Not listed	0	1	0	0	0
		SHELBY	6	4	8	2	0

		SPENCER	2	9	5	6	0
		TAYLOR	0	1	1	0	0
		WASHINGTON	0	1	1	0	0
		Total	10	23	28	24	0
	Sycamore Heights Health and Rehab						
		JEFFERSON	17	25	22	15	0
		Total	17	25	22	15	0
	The Episcopal Church Home						
		JEFFERSON	0	1	7	17	0
		Total	0	1	7	17	0
	The Springs at Oldham Reserve						
		CLARK	0	0	1	0	0
		HENRY	0	0	3	4	0
		JEFFERSON	0	0	7	3	0
		OLDHAM	0	2	10	10	0
		PENDLETON	0	0	0	1	0
		SHELBY	0	0	0	1	0
		SPENCER	0	0	1	0	0
		TENNESSEE	0	0	1	0	0
		TRIMBLE	0	0	0	1	0
		WARREN	0	0	0	1	0
		Total	0	2	23	21	0
	The Springs at Stony Brook						
		BULLITT	0	0	1	1	0
		FAYETTE	1	0	0	0	0
		HENRY	0	0	1	0	0
		JEFFERSON	0	4	7	10	0
		LAUREL	0	0	0	1	0
		OLDHAM	0	1	0	1	0
		Not listed	0	11	12	12	0
		Total	1	16	21	25	0
	The Willows at Springhurst						
		BULLITT	0	1	1	1	0
		FAYETTE	0	1	0	0	0
		HENRY	0	0	1	0	0
		JEFFERSON	3	3	15	16	0
		OLDHAM	0	1	1	1	0
		SHELBY	0	0	1	1	0
		Total	3	6	19	19	0

Treyton Oaks Towers	FAYETTE	0	0	0	1	0		
	HARDIN	0	0	1	0	0		
	HOPKINS	0	0	1	0	0		
	INDIANA	0	0	0	1	0		
	JEFFERSON	1	10	14	17	0		
	OHIO (state)	0	1	0	0	0		
	WASHINGTON	0	0	0	1	0		
	Total	1	11	16	20	0		
Valhalla Post Acute	BULLITT	1	2	2	1	0		
	CARROLL	2	0	0	0	0		
	CLARK	1	0	0	0	0		
	DAVISS	0	0	0	1	0		
	FRANKLIN	1	0	0	0	0		
	HENRY	0	1	1	0	0		
	JEFFERSON	30	27	28	35	0		
	NELSON	1	0	0	1	0		
	OLDHAM	1	2	5	1	0		
	Not listed	0	0	1	0	0		
	SHELBY	0	3	2	2	0		
	SPENCER	0	0	0	1	0		
	TAYLOR	1	0	0	0	0		
	Total	38	35	39	42	0		
Wesley Manor	JEFFERSON	0	9	26	27	0		
	Total	0	9	26	27	0		
Westminster Terrace	JEFFERSON	0	0	0	0	0		
	Total	0	0	0	0	0		
Westport Place Health Campus	BULLITT	0	0	1	1	0		
	CARROLL	0	0	0	1	0		
	HARDIN	0	0	1	0	0		
	INDIANA	0	0	1	0	0		
	JEFFERSON	3	5	15	24	0		
	MARION	0	0	1	0	0		

		OLDHAM	1	0	2	0	0	0
		SHELBY	0	0	0	1	0	0
		Total	4	5	21	27	0	0
ADD:7		ADD:6 Total	627	914	1,134	1,127	114	0
	Belmont Terrace Nursing and Rehabilitation Center							
		BOONE	48	42	26	5	0	0
		Total	48	42	26	5	0	0
	Boonespring Transitional Care Center							
		BOONE	9	42	52	39	0	0
		Total	9	42	52	39	0	0
	Carmel Manor							
		BOONE	1	2	9	3	0	0
		CAMPBELL	1	6	15	17	0	0
		INDIANA	0	0	0	2	0	0
		KENTON	0	6	7	9	0	0
		LOGAN	0	1	0	0	0	0
		OHIO (state)	0	2	2	1	0	0
		Not listed	0	0	1	1	0	0
		PENDLETON	0	0	1	0	0	0
		Total	2	17	35	33	0	0
	Coldspring Transitional Care Center							
		BOONE	1	2	6	4	0	0
		BRACKEN	0	0	1	1	0	0
		CAMPBELL	4	15	29	14	0	0
		GRANT	0	1	2	0	0	0
		ILLINOIS	0	1	0	0	0	0
		INDIANA	0	1	1	0	0	0
		KENTON	4	15	12	11	0	0
		MASON	0	0	0	1	0	0
		OHIO (state)	1	0	0	2	0	0
		PENDLETON	1	0	4	0	0	0
		Total	11	35	55	33	0	0
	Emerald Trace							
		BOONE	0	3	8	14	0	0
		CAMPBELL	0	0	2	1	0	0
		GALLATIN	0	0	0	1	0	0
		GRANT	0	0	2	0	0	0

ADD	Facility Name	Patient County (State is listed when not from Ky.)	Under 65	65-74	75-84	Over 85	Unknown
		INDIANA	0	0	0	1	0
		KENTON	1	3	11	22	0
		OHIO (county)	0	0	1	0	0
		WARREN	0	0	2	0	0
		Total	1	6	26	39	0

Florence Park Care Center

		BOONE	10	13	14	15	0
		BUTLER	0	0	1	0	0
		CAMPBELL	2	2	2	0	0
		CARROLL	0	1	1	0	0
		GALLATIN	0	0	2	0	0
		GRANT	7	5	11	8	0
		ILLINOIS	0	0	1	0	0
		INDIANA	0	3	0	0	0
		JACKSON	0	1	0	0	0
		KENTON	0	5	4	0	0
		OHIO (state)	0	0	4	2	0
		OWEN	0	2	1	0	0
		WEST VIRGINIA	0	2	0	0	0
		Total	19	34	41	25	0

Gallatin Nursing and Rehab

		BOONE	5	4	7	4	0
		CAMPBELL	1	2	0	1	0
		CARROLL	2	1	4	1	0
		FAYETTE	1	0	0	1	0
		FRANKLIN	0	0	1	0	0
		GALLATIN	6	7	11	8	0
		GRANT	5	3	5	2	0
		HARRISON	0	1	1	0	0
		KENTON	3	5	1	2	0
		MISSOURI	0	0	0	1	0
		OHIO (state)	0	1	1	0	0
		OWEN	0	4	1	2	0
		POWELL	0	1	0	0	0
		Total	23	29	32	22	0

Grant Healthcare and Rehabilitation

		BOONE	4	0	2	0	0
		BRACKEN	0	1	1	0	0

ADD	Facility Name	Patient County (State is listed when not from Ky.)	Under 65	65-74	75-84	Over 85	Unknown
		CARROLL	0	1	0	1	0
		CLAY	0	0	0	1	0
		FAYETTE	2	0	0	0	0
		GRANT	3	10	11	18	0
		GREENUP	1	0	0	0	0
		HARRISON	1	0	1	1	0
		JEFFERSON	0	1	0	0	0
		KENTON	1	1	4	3	0
		OHIO (state)	1	1	1	1	0
		OLDHAM	0	0	1	0	0
		OWEN	0	2	0	1	0
		PENDLETON	1	0	1	1	0
		PERRY	1	0	0	0	0
		PULASKI	1	0	0	0	0
		RUSSELL	1	0	0	0	0
		SCOTT	0	0	2	0	0
		SIMPSON	0	1	0	0	0
		TAYLOR	1	0	0	0	0
		WHITLEY	0	0	0	2	0
		WOODFORD	1	0	0	0	0
		Total	19	18	24	29	0
	Highlandspring of Ft. Thomas	CAMPBELL	16	26	45	47	0
		KENTON	0	0	0	0	82
		Total	16	26	45	47	82
	Ivy Knoll	KENTON	0	0	0	0	0
		Total	0	0	0	0	0
	Madonna Manor	BOONE	0	1	9	5	0
		CAMPBELL	1	0	1	0	0
		KENTON	0	4	8	23	0
		OHIO (state)	0	0	0	3	0
		PULASKI	0	1	0	2	0
		Total	1	6	18	33	0
	Owenton Healthcare and Rehabilitation	BOONE	0	0	1	0	0
		CARROLL	0	1	0	0	0
		CLAY	1	0	1	0	0

ADD	Facility Name	Patient County (State is listed when not from Ky.)	Under 65	65-74	75-84	Over 85	Unknown
		FAYETTE	2	0	4	1	0
		FRANKLIN	4	2	1	2	0
		GALLATIN	1	0	0	0	0
		GRANT	1	2	2	0	0
		HARRISON	0	0	0	1	0
		JEFFERSON	1	0	0	0	0
		KENTON	0	1	0	0	0
		MADISON	1	0	1	0	0
		OLDHAM	1	0	0	0	0
		Not listed	5	2	1	0	29
		OWEN	3	5	6	2	0
		SCOTT	0	1	1	0	0
		Total	20	14	18	6	29
	River Valley Nursing Home	BRACKEN	1	0	0	2	0
		CAMPBELL	1	6	0	7	0
		GRANT	1	0	0	1	0
		HARRISON	2	0	1	0	0
		KENTON	2	2	0	2	0
		OHIO (state)	1	0	0	0	0
		OWEN	0	0	1	0	0
		PENDLETON	3	4	3	15	0
		Total	11	12	5	27	0
	Rosedale Green	BOONE	0	1	9	19	0
		CAMPBELL	0	1	4	8	0
		FRANKLIN	0	0	0	1	0
		GALLATIN	0	1	0	0	0
		GRANT	0	0	0	1	0
		INDIANA	0	0	0	1	0
		KENTON	2	15	34	51	0
		MADISON	0	0	1	0	0
		OHIO (state)	0	0	1	1	0
		Total	2	18	49	82	0
	Signature Healthcare of Carrollton Rehab	BOONE	0	0	1	0	0
		CAMPBELL	0	1	0	0	0
		CARROLL	5	8	13	9	0
		GRANT	0	0	1	0	0

ADD	Facility Name	Patient County (State is listed when not from Ky.)	Under 65	65-74	75-84	Over 85	Unknown
		HENRY	1	2	2	1	0
		JEFFERSON	1	1	2	0	0
		KENTON	0	0	0	1	0
		LESLIE	1	0	0	0	0
		MADISON	0	0	1	0	0
		NELSON	1	0	0	0	0
		OLDHAM	1	1	0	0	0
		OWEN	1	0	0	0	0
		PENDLETON	0	1	0	0	0
		PULASKI	0	1	0	0	0
		SHELBY	1	0	0	0	0
		TRIMBLE	0	3	1	0	0
		Total	12	18	21	11	0
	St. Elizabeth Edgewood SNF						
		BOONE	1	3	3	2	0
		CAMPBELL	2	0	0	1	0
		KENTON	0	3	5	2	0
		Total	3	6	8	5	0
	St. Elizabeth Ft. Thomas SNF						
		BOONE	0	0	1	1	0
		CAMPBELL	1	3	2	3	0
		KENTON	0	2	2	1	0
		Total	1	5	5	5	0
	The Pavilion at Kenton						
		BOONE	2	2	2	0	0
		CAMPBELL	4	9	3	4	0
		GRANT	0	1	1	0	0
		KENTON	13	15	13	2	0
		OWEN	1	0	0	0	0
		Total	20	27	19	6	0
	The Seasons at Alexandria						
		BOONE	0	1	0	4	0
		BRACKEN	0	0	0	1	0
		CAMPBELL	5	8	16	34	0
		INDIANA	0	0	0	1	0
		KENTON	3	2	6	3	0
		OHIO (state)	0	1	2	1	0

ADD	Facility Name	Patient County (State is listed when not from Ky.)	Under 65	65-74	75-84	Over 85	Unknown
		PENDLETON	0	2	3	3	0
		TENNESSEE	0	0	0	1	0
		Total	8	14	27	48	0
	Valley Haven Rest Home	CARROLL	0	0	0	0	0
		Total	0	0	0	0	0
	Village Care Center	BOONE	3	4	6	11	0
		CAMPBELL	1	3	0	0	0
		GRANT	0	1	3	0	0
		INDIANA	0	0	1	0	0
		JEFFERSON	1	0	0	0	0
		KENTON	4	2	18	26	0
		LAUREL	1	0	0	0	0
		MASON	0	1	0	0	0
		OHIO (state)	1	0	0	0	0
		Not listed	0	1	0	0	0
		OWEN	0	1	0	0	0
		PENDLETON	0	0	0	1	0
		Total	11	13	28	38	0
	Villaspring of Erlanger	BOONE	1	9	22	13	0
		CAMPBELL	0	5	1	2	0
		CLAY	0	0	1	0	0
		GRANT	0	2	3	3	0
		KENTON	6	18	28	14	0
		Not listed	0	0	2	0	0
		PENDLETON	1	0	1	0	0
		Total	8	34	58	32	0
	Woodcrest Nursing and Rehabilitation Center	BARREN	1	0	0	0	0
		BOONE	11	6	14	10	0
		CAMPBELL	5	6	3	4	0
		DAVISS	1	0	0	0	0
		GALLATIN	2	0	0	0	0
		GRANT	1	1	1	1	0
		KENTON	8	11	11	8	0
		Not listed	1	1	3	1	2
		OWEN	0	1	0	0	0

	PENDLETON	2	0	0	0	0	0
	PULASKI	0	0	1	0	0	0
	SCOTT	0	1	0	0	0	0
	Total	32	27	33	24	2	
ADD:8	ADD:7 Total	277	443	625	589	113	

Maysville Nursing and Rehabilitation Facility

	BATH	0	0	0	1	0	
	BOONE	0	0	1	0	0	
	BOURBON	0	0	1	0	0	
	BRACKEN	3	3	2	9	0	
	FAYETTE	0	2	0	2	0	
	FLEMING	4	4	1	2	0	
	HARRISON	1	0	0	0	0	
	JEFFERSON	0	0	0	1	0	
	KENTON	0	1	0	0	0	
	LEWIS	2	4	3	3	0	
	MASON	5	9	21	17	0	
	MONTGOMERY	0	0	1	0	0	
	NICHOLAS	1	3	3	1	0	
	OHIO (state)	0	1	2	2	0	
	PENDLETON	0	0	1	1	0	
	ROBERTSON	1	0	1	0	0	
	WOODFORD	0	0	1	0	0	
	Total	17	27	38	39	0	

Perkins Country Manor

	BOONE	0	1	0	0	0	
	BRACKEN	2	4	1	2	0	
	CAMPBELL	0	0	1	0	0	
	CARTER	0	0	0	1	0	
	FAYETTE	1	0	0	1	0	
	FLEMING	1	0	0	0	0	
	GRANT	0	1	0	0	0	
	HARRISON	0	1	0	0	0	
	MASON	0	0	4	2	0	
	NICHOLAS	0	0	1	0	0	
	Not listed	2	0	0	0	0	
	PENDLETON	1	0	0	0	0	
	ROWAN	0	1	1	0	0	

ADD	Facility Name	Patient County (State is listed when not from Ky.)	Under 65	65-74	75-84	Over 85	Unknown
		WHITLEY	0	0	1	0	0
		Total	7	8	9	6	0
	Pioneer Trace Nursing Home	BATH	3	5	1	1	0
		BOURBON	0	0	0	1	0
		BRACKEN	0	0	0	1	0
		CLARK	0	1	0	0	0
		FAYETTE	0	0	1	0	0
		FLEMING	5	10	10	12	0
		GRAYSON	0	1	0	0	0
		HENRY	0	0	1	0	0
		KENTON	0	0	1	0	0
		LEWIS	0	0	1	0	0
		MASON	1	1	3	2	0
		MONTGOMERY	0	0	0	1	0
		MORGAN	0	0	1	0	0
		NICHOLAS	0	1	2	0	0
		OHIO (state)	0	0	0	1	0
		PENDLETON	0	0	1	0	0
		ROWAN	3	1	1	3	0
		TENNESSEE	1	0	0	0	0
		VIRGINIA	0	1	0	0	0
		WOODFORD	0	1	0	0	0
		Total	13	22	23	22	0
	Robertson County Health Care Facility	BATH	0	0	0	1	0
		BRACKEN	0	0	4	3	0
		CAMPBELL	0	0	0	1	0
		FLEMING	2	0	1	5	0
		HARRISON	1	4	6	3	0
		INDIANA	0	0	1	0	0
		LEWIS	0	1	0	0	0
		MASON	0	2	1	1	0
		NICHOLAS	0	2	1	2	0
		Not listed	0	0	0	0	1
		PENDLETON	0	1	1	0	0
		PULASKI	0	0	1	0	0
		ROBERTSON	2	1	2	5	0
		ROWAN	0	0	0	1	0

		SCOTT	0	0	1	0	0	0
		Total	5	11	19	22	1	
Vanceburg Hills		BATH	0	2	0	0	0	0
		BOYD	0	2	3	0	0	0
		BRACKEN	0	3	0	0	0	0
		CARTER	9	0	0	0	0	0
		FAYETTE	0	0	2	0	0	0
		FLEMING	0	2	0	0	0	0
		GREENUP	0	8	0	0	0	0
		HARRISON	0	0	1	0	0	0
		LAUREL	0	1	0	0	0	0
		LAWRENCE	0	0	1	0	0	0
		LEWIS	8	12	20	0	0	0
		MASON	5	0	0	0	0	0
		PENDLETON	0	1	0	0	0	0
		ROWAN	0	3	3	0	0	0
		Total	22	34	30	0	0	
		ADD:8 Total	64	102	119	89	1	
ADD:9								
Edgewood Estates		BATH	1	4	2	2	0	0
		JEFFERSON	0	1	4	3	0	0
		MASON	0	1	1	0	0	0
		MENIFEE	3	3	7	5	0	0
		MONTGOMERY	0	1	3	4	0	0
		MORGAN	1	0	0	1	0	0
		ROWAN	0	1	3	0	0	0
		SCOTT	0	0	1	0	0	0
		WOLFE	0	0	0	1	0	0
		Total	5	11	21	16	0	
Life Care Center of Morehead		BATH	2	5	2	2	0	0
		BOYD	1	0	0	0	0	0
		CARTER	0	2	2	0	0	0
		CLARK	0	0	0	1	0	0
		ELLIOTT	0	0	1	0	0	0
		FAYETTE	1	0	0	0	0	0
		JOHNSON	0	0	1	0	0	0

ADD	Facility Name	Patient County (State is listed when not from Ky.)	Under 65	65-74	75-84	Over 85	Unknown
		LEWIS	2	0	0	1	0
		MASON	0	1	0	0	0
		MENIFEE	1	1	1	0	0
		MONTGOMERY	0	2	1	1	0
		MORGAN	3	0	0	1	0
		OHIO (state)	0	1	0	0	0
		ROWAN	14	10	18	11	0
		Total	24	22	26	17	0
	Ridgeway Nursing and Rehabilitation						
		BATH	4	15	11	12	0
		CARTER	0	1	1	0	0
		CLARK	0	0	1	0	0
		ELLIOTT	0	0	1	0	0
		FAYETTE	0	2	0	1	0
		FLEMING	0	1	1	3	0
		LEWIS	0	2	0	0	0
		MENIFEE	1	2	0	1	0
		MONTGOMERY	1	3	4	5	0
		MORGAN	0	0	1	0	0
		PIKE	0	0	0	1	0
		ROWAN	2	4	3	3	0
		WOLFE	0	0	1	0	0
		WOODFORD	1	0	0	0	0
		Total	9	30	24	26	0
	West Liberty Nursing and Rehabilitation Center						
		BOURBON	0	1	0	0	0
		BOYD	1	0	0	0	0
		CARTER	0	0	1	1	0
		ELLIOTT	1	0	2	0	0
		FLOYD	1	1	0	0	0
		GREENUP	0	0	0	0	2
		MAGOFFIN	1	0	0	1	1
		MARTIN	0	0	1	0	0
		MENIFEE	1	0	0	0	0
		MORGAN	1	6	7	9	0
		Not listed	0	0	0	0	0
		POWELL	0	0	1	0	0

		ROWAN	1	1	3	0	0	0
		WOLFE	0	1	1	0	0	0
		Total	7	10	16	11	3	
	Windsor Care Center							
		BATH	0	0	3	4	0	0
		CLARK	0	0	3	5	0	0
		FLOYD	0	0	1	0	0	0
		MENIFEE	0	0	1	0	0	0
		MONTGOMERY	2	26	28	44	0	0
		MORGAN	0	0	1	0	0	0
		NICHOLAS	0	0	0	1	0	0
		ROWAN	0	0	3	0	0	0
		RUSSELL	0	0	1	0	0	0
		WOODFORD	0	0	1	0	0	0
		Total	2	26	42	54	0	
		ADD:9 Total	47	99	129	124	3	
ADD:10								
	Boyd Nursing and Rehabilitation Center							
		BOYD	9	10	9	7	0	0
		CARTER	3	3	4	1	0	0
		ELLIOTT	0	1	0	1	0	0
		GREENUP	3	1	0	1	0	0
		LAWRENCE	0	2	0	0	0	0
		OHIO (state)	0	0	1	0	0	0
		WEST VIRGINIA	0	2	0	0	0	0
		Total	15	19	14	10	0	
	Carter Nursing and Rehabilitation Center							
		BOYD	6	2	4	2	0	0
		CARTER	8	9	21	26	0	0
		ELLIOTT	2	1	0	1	0	0
		FLEMING	1	0	0	0	0	0
		GREENUP	2	2	2	1	0	0
		JOHNSON	0	1	0	0	0	0
		LAWRENCE	1	2	0	0	0	0
		MARTIN	0	1	0	0	0	0
		MASON	0	1	0	0	0	0
		MORGAN	0	0	0	1	0	0
		OHIO (state)	1	0	0	0	0	0
		PIKE	0	1	0	0	0	0

ADD	Facility Name	Patient County (State is listed when not from Ky.)	Under 65	65-74	75-84	Over 85	Unknown
		ROWAN	3	4	4	3	0
		WARREN	0	0	1	0	0
		WEST VIRGINIA	1	0	0	0	0
		Total	25	24	32	34	0
	Elliott Nursing and Rehabilitation Center	BATH	0	0	1	0	0
		BOYD	0	2	1	0	0
		CARTER	2	3	7	5	0
		ELLIOTT	1	8	6	7	0
		FLEMING	0	1	0	0	0
		GREENUP	1	0	0	0	0
		INDIANA	1	0	0	0	0
		JOHNSON	2	0	0	1	0
		LAWRENCE	1	2	0	1	0
		LEWIS	1	0	0	0	0
		MORGAN	0	2	5	3	0
		ROWAN	1	3	4	2	0
		WOLFE	0	1	0	0	0
		Total	10	22	24	19	0
	Frasures Personal Care Home	GREENUP	0	0	0	0	0
		Total	0	0	0	0	0
	Kings Daughters Rehab & Skilled Nursing Facility	BOYD	0	0	0	0	0
		Total	0	0	0	0	0
	Kingsbrook Lifecare Center	BOYD	2	13	29	24	0
		CAMPBELL	0	1	0	0	0
		CARTER	1	1	3	0	0
		ELLIOTT	1	0	0	0	0
		GREENUP	2	6	14	12	0
		MARTIN	0	0	0	1	0
		OHIO (state)	0	2	3	11	0
		WEST VIRGINIA	0	2	0	2	0
		Total	6	25	49	50	0
	Oakmont Manor	Not listed	6	17	25	31	0

ADD	Facility Name	Patient County (State is listed when not from Ky.)	Under 65	65-74	75-84	Over 85	Unknown
		Total	6	17	25	31	0
	South Shore Nursing and Rehabilitation Center	BOYD	11	7	6	6	0
		FAYETTE	1	1	0	0	0
		LAWRENCE	0	0	0	2	0
		OHIO (state)	3	3	5	1	0
		WEST VIRGINIA	1	0	0	0	0
		Total	16	11	11	9	0
	The Jordan Center	BOYD	0	0	3	1	0
		JOHNSON	1	0	0	0	0
		LAUREL	0	0	1	0	0
		LAWRENCE	7	10	20	13	0
		MAGOFFIN	0	1	0	0	0
		MARTIN	1	3	2	2	0
		Not listed	0	0	1	0	0
		PIKE	1	0	1	1	0
		WHITLEY	1	0	0	0	0
		WEST VIRGINIA	0	3	2	1	0
		Total	11	17	30	18	0
	Trinity Station Retirement Community	GREENUP	0	0	0	0	0
		Total	0	0	0	0	0
	Woodland Oaks	BOYD	1	12	30	34	0
		CARTER	0	1	5	0	0
		FLOYD	0	0	2	0	0
		GREENUP	0	4	3	1	0
		LAWRENCE	0	1	0	0	0
		MARTIN	0	0	1	0	0
		OHIO (state)	0	0	1	0	0
		WEST VIRGINIA	1	4	4	3	0
		Total	2	22	46	38	0
	Wurtland Nursing and Rehabilitation Center	BOYD	22	6	8	6	0
		FRANKLIN	0	1	0	0	0
		GREENUP	19	12	10	6	0
		LAWRENCE	4	2	3	0	0
		LEWIS	0	1	1	1	0

		OHIO (state)	0	2	1	3	0
		ROWAN	0	0	1	0	0
		WEST VIRGINIA	1	0	2	0	0
		Total	46	24	26	16	0
		ADD:10 Total	137	181	257	225	0
ADD:11							
	Good Shepherd Community Nursing Center						
		BELL	1	0	0	0	0
		FLOYD	2	1	0	0	0
		HARLAN	0	0	1	0	0
		JOHNSON	3	1	1	0	0
		KNOTT	0	0	0	1	0
		LAWRENCE	1	0	0	0	0
		LEWIS	0	1	0	0	0
		MAGOFFIN	1	0	0	0	0
		Not listed	0	1	0	0	0
		PIKE	13	20	11	12	0
		WEST VIRGINIA	2	8	7	3	0
		Total	23	32	20	16	0
	Landmark of Elkhorn City Rehabilitation						
		FLOYD	1	2	2	5	0
		JOHNSON	1	1	1	0	0
		LETCHER	2	0	1	0	0
		MAGOFFIN	0	1	0	0	0
		MARTIN	0	0	2	0	0
		PIKE	13	19	20	21	0
		VIRGINIA	1	0	4	2	0
		WEST VIRGINIA	0	0	1	0	0
		Total	18	23	31	28	0
	Martin County Health Care Facility						
		BOYD	1	0	1	0	0
		ELLIOTT	0	1	0	0	0
		FLOYD	1	0	0	1	0
		JOHNSON	0	3	4	0	0

ADD	Facility Name	Patient County (State is listed when not from Ky.)	Under 65	65-74	75-84	Over 85	Unknown
		LAWRENCE	1	1	1	0	0
		MAGOFFIN	0	1	2	1	0
		MARTIN	5	6	13	9	0
		PIKE	0	0	1	0	0
		UNION	1	0	0	0	0
		WEST VIRGINIA	1	1	3	3	0
		Total	10	13	25	14	0
	Mountain Manor of Paintsville	BATH	0	0	1	0	0
		BOYD	0	0	0	1	0
		FLOYD	0	1	5	4	0
		FRANKLIN	1	0	0	0	0
		HARLAN	0	0	2	0	0
		JESSAMINE	0	0	0	1	0
		JOHNSON	0	7	17	12	0
		KNOTT	0	0	2	0	0
		LAWRENCE	1	1	0	1	0
		LETCHER	0	0	0	1	0
		MAGOFFIN	1	3	5	3	0
		MARTIN	1	0	1	4	0
		OHIO (state)	0	0	1	0	0
		Not listed	3	2	9	10	0
		PIKE	0	0	3	3	0
		Total	7	14	46	40	0
	Pikeville Nursing and Rehab Center	FLOYD	3	1	3	4	0
		LETCHER	0	1	0	0	0
		PIKE	7	21	27	13	0
		WEST VIRGINIA	0	1	3	1	0
		Total	10	24	33	18	0
	Prestonsburg Health Care Center	BOYD	0	1	0	0	0
		FLOYD	2	4	9	4	0
		GREENUP	0	0	2	0	0
		JOHNSON	0	2	3	1	0
		KNOTT	0	1	1	0	0
		LAUREL	0	0	1	0	0
		MAGOFFIN	0	1	2	3	0
		MARTIN	0	0	1	0	0

ADD	Facility Name	Patient County (State is listed when not from Ky.)	Under 65	65-74	75-84	Over 85	Unknown
		PIKE	0	1	4	0	0
		ROWAN	1	0	0	0	0
		SCOTT	0	0	1	0	0
		WEST VIRGINIA	0	0	1	0	0
		Total	3	10	25	8	0
	Riverview Health Care Center						
		BOYD	0	1	0	0	0
		FAYETTE	0	0	0	1	0
		FLOYD	7	11	21	16	0
		HARLAN	1	0	0	0	0
		JOHNSON	1	4	4	1	0
		KNOTT	2	1	1	0	0
		LAWRENCE	0	0	0	1	0
		MAGOFFIN	3	1	2	0	0
		PERRY	1	0	0	0	0
		PIKE	4	3	5	5	0
		WEST VIRGINIA	0	0	1	0	0
		Total	19	21	34	24	0
	Salyersville Nursing and Rehabilitation Center						
		BOYD	3	0	0	0	0
		BOYLE	1	0	0	0	0
		BREATHITT	1	3	0	1	0
		CASEY	1	0	0	0	0
		FAYETTE	2	0	0	0	0
		FLOYD	12	6	4	2	0
		JOHNSON	6	8	6	2	0
		KNOTT	1	1	0	0	0
		LAWRENCE	0	2	0	0	0
		LETCHER	1	0	0	0	0
		MAGOFFIN	9	7	10	2	0
		MARTIN	1	1	0	0	0
		MENIFEE	1	0	0	0	0
		MORGAN	1	0	1	0	0
		Not listed	5	0	2	0	0
		OWSLEY	1	0	1	0	0
		PERRY	2	1	0	0	0
		PIKE	2	0	0	0	0
		ROCKCASTLE	1	0	0	0	0
		ROWAN	1	0	0	0	0

		SCOTT	0	1	0	0	0
		WOLFE	1	0	0	0	0
		Total	53	30	24	7	0
	Tug Valley ARH Skilled Nursing Facility						
		PIKE	2	3	3	11	0
		Total	2	3	3	11	0
		ADD:11 Total	145	170	241	166	0
ADD:12							
	Hazard Health and Rehabilitation Center						
		BELL	0	0	1	0	0
		BREATHITT	5	4	3	2	0
		CLARK	1	0	0	0	0
		CLAY	0	0	1	0	0
		ESTILL	0	0	1	0	0
		FAYETTE	0	1	2	1	0
		FLOYD	0	3	1	1	0
		FRANKLIN	0	1	0	1	0
		HARLAN	0	1	0	0	0
		INDIANA	0	0	1	0	0
		KNOTT	0	6	4	3	0
		KNOX	0	1	0	0	0
		LAUREL	0	1	1	0	0
		LESLIE	0	2	4	1	0
		LETCHER	0	2	3	2	1
		LINCOLN	0	0	1	0	0
		MADISON	0	0	0	1	0
		MARION	0	0	1	0	0
		Not listed	0	0	0	1	0
		PERRY	19	29	28	16	0
		PIKE	2	1	2	2	0
		PULASKI	0	0	1	0	0
		SHELBY	0	0	0	1	0
		WAYNE	1	0	0	0	0
		WOLFE	0	0	3	1	0
		Total	28	52	58	33	1
	Hyden Health and Rehabilitation Center						
		CLAY	3	5	5	3	0
		FAYETTE	0	0	1	2	0
		FLOYD	0	0	1	0	0

ADD	Facility Name	Patient County (State is listed when not from Ky.)	Under 65	65-74	75-84	Over 85	Unknown
		HARLAN	0	0	1	0	0
		LAUREL	1	0	5	0	0
		LESLIE	11	12	10	12	0
		LETCHER	1	0	0	0	0
		MCCREARY	2	0	0	0	0
		PERRY	2	3	4	2	0
		PULASKI	0	0	1	0	0
		Total	20	20	28	19	0
	Knott County Health and Rehabilitation Center	FAYETTE	0	0	1	0	0
		FLOYD	2	1	2	0	0
		FRANKLIN	0	0	1	0	0
		HARDIN	0	0	1	0	0
		KNOTT	11	6	0	17	14
		LAUREL	1	0	0	0	0
		LETCHER	0	4	2	2	3
		PERRY	3	4	6	3	0
		ROWAN	0	0	1	0	0
		Total	17	15	14	22	17
	Landmark of Breathitt County Rehabilitation and Nursing Center, LLC	BREATHITT	9	9	16	6	0
		KNOTT	0	0	0	1	0
		KNOX	1	0	0	0	0
		LEE	1	0	0	0	0
		MORGAN	1	0	0	0	0
		OWSLEY	0	1	0	0	0
		PERRY	0	1	0	0	0
		PIKE	1	0	2	1	0
		WOLFE	0	2	0	1	0
		Total	13	13	18	9	0
	Lee County Care and Rehabilitation Center	BELL	3	0	1	0	0
		BREATHITT	4	3	3	0	0
		CLARK	0	1	0	2	0
		CLAY	0	3	4	1	0
		ESTILL	2	0	1	1	0
		FAYETTE	0	1	1	1	0
		FLOYD	1	3	1	0	0

ADD	Facility Name	Patient County (State is listed when not from Ky.)	Under 65	65-74	75-84	Over 85	Unknown
		JACKSON	1	1	0	1	0
		JESSAMINE	0	0	0	1	0
		LAUREL	0	0	1	1	0
		LEE	3	6	8	6	0
		LESLIE	0	0	1	1	0
		LETCHER	3	0	0	1	0
		MADISON	0	0	1	0	0
		MARTIN	1	0	0	0	0
		MENIFEE	0	1	1	0	0
		MORGAN	0	1	0	0	0
		NICHOLAS	0	1	0	0	0
		OWSLEY	1	1	2	3	0
		PERRY	3	2	1	0	0
		POWELL	2	0	0	0	0
		PULASKI	0	1	0	0	0
		WHITLEY	1	1	1	0	0
		WOLFE	1	2	0	3	0
		Total	26	28	27	22	0
	Letcher Manor	BELL	1	0	0	0	0
		BOONE	1	0	0	0	0
		BREATHITT	0	1	0	0	0
		FLOYD	2	1	2	0	0
		HARLAN	1	4	0	0	0
		JEFFERSON	1	0	0	0	0
		JOHNSON	0	1	0	0	0
		KNOTT	2	2	0	0	0
		KNOX	1	0	0	0	0
		LETCHER	18	23	17	12	0
		OHIO (state)	0	0	1	0	0
		Other	0	0	0	2	0
		PERRY	7	4	3	2	0
		PIKE	3	2	0	0	0
		Total	37	38	23	16	0
	Owsley County Health Care Center	BELL	0	0	1	0	0
		BREATHITT	2	3	3	1	0
		ESTILL	0	0	0	1	0
		GREEN	0	1	0	0	0

ADD	Facility Name	Patient County (State is listed when not from Ky.)	Under 65	65-74	75-84	Over 85	Unknown
		JACKSON	1	1	0	2	0
		JESSAMINE	1	0	3	0	0
		LAUREL	1	0	0	0	0
		LEE	3	1	4	1	0
		MADISON	0	0	1	1	0
		MORGAN	0	1	0	0	0
		OHIO (state)	0	1	0	0	0
		OWSLEY	4	12	14	9	0
		PERRY	0	0	2	1	0
		POWELL	1	0	0	0	0
		PULASKI	1	0	0	0	0
		WHITLEY	0	1	0	0	0
		WOLFE	0	0	1	0	0
		Total	14	21	29	16	0
	Paul E Patton Eastern Ky Veterans Center	BATH	1	0	1	0	0
		BELL	0	0	0	2	0
		BREATHITT	0	0	2	3	0
		CASEY	0	0	0	1	0
		CLAY	0	0	1	2	0
		ESTILL	0	0	1	0	0
		FAYETTE	0	1	2	0	0
		FLEMING	0	1	0	0	0
		FLOYD	0	2	6	1	0
		HARLAN	0	0	3	2	0
		JOHNSON	0	0	2	0	0
		KNOTT	1	0	2	0	0
		KNOX	0	0	0	2	0
		LAUREL	0	0	2	0	0
		LESLIE	0	2	4	2	0
		LETCHER	0	0	1	0	0
		MAGOFFIN	0	0	1	0	0
		MENIFEE	0	0	1	1	0
		OWSLEY	0	0	0	1	0
		PERRY	1	5	7	10	0
		PIKE	1	0	2	1	0
		POWELL	1	0	1	0	0
		ROWAN	0	1	0	1	0
		SPENCER	0	0	1	0	0

		WAYNE	0	1	0	0	0	0
		WHITLEY	0	1	0	0	0	0
		WOLFE	0	0	1	0	0	0
		Total	5	14	41	29	0	0
	Wolfe County Health and Rehabilitation Center							
		BREATHITT	4	3	5	4	0	0
		ELLIOTT	0	0	0	1	0	0
		ESTILL	0	0	0	1	0	0
		KNOTT	0	1	0	0	0	0
		LEE	0	0	1	1	0	0
		MORGAN	0	0	2	3	0	0
		POWELL	0	0	1	1	0	0
		WOLFE	7	13	25	22	0	0
		Total	11	17	34	33	0	0
		ADD:12 Total	171	218	272	199	18	0
ADD:13								
	Barbourville Health and Rehabilitation Center							
		KNOX	5	28	35	32	0	0
		LAUREL	4	1	3	3	0	0
		WHITLEY	1	0	2	1	0	0
		Total	10	29	40	36	0	0
	Christian Health Center - Corbin							
		BELL	0	1	0	0	0	0
		BOONE	0	0	0	1	0	0
		CAMPBELL	0	0	0	2	0	0
		CLAY	0	0	1	0	0	0
		KNOX	2	4	14	12	0	0
		LAUREL	1	3	9	12	0	0
		Not listed	0	1	0	0	0	0
		PULASKI	0	0	1	0	0	0
		WHITLEY	1	6	16	11	0	0
		Total	4	15	41	38	0	0
	Corbin Health and Rehabilitation Center							
		KNOX	0	0	5	0	0	0
		LAUREL	0	19	0	0	0	0
		Not listed	0	3	0	0	0	0
		WHITLEY	11	14	19	8	0	0
		Total	11	36	24	8	0	0
	Harlan Health and Rehabilitation Center							

ADD	Facility Name	Patient County (State is listed when not from Ky.)	Under 65	65-74	75-84	Over 85	Unknown
		BELL	6	3	2	0	0
		HARLAN	29	35	28	17	0
		JOHNSON	1	0	0	0	0
		KNOTT	0	1	1	0	0
		KNOX	1	1	0	0	0
		OHIO (state)	0	2	0	0	0
		VIRGINIA	1	0	0	0	0
		WHITLEY	0	0	1	0	0
		WOLFE	1	0	0	0	0
		Total	39	42	32	17	0
	Hillcrest Health and Rehabilitation Center						
		BELL	1	0	0	0	0
		CLAY	0	3	0	0	0
		JACKSON	0	0	1	0	0
		KNOX	1	3	3	6	0
		LAUREL	1	12	7	11	0
		LESLIE	0	1	0	0	0
		MCCREARY	0	1	0	0	0
		PULASKI	0	1	0	1	0
		WHITLEY	9	11	14	7	0
		Total	12	32	25	25	0
	Landmark of Laurel Creek Rehab and Nursing						
		CLAY	6	15	17	35	0
		JACKSON	0	1	1	2	0
		OWSLEY	0	1	1	2	0
		Total	6	17	19	39	0
	Laurel Heights Home for the Elderly						
		BELL	0	1	0	0	0
		CLAY	1	0	0	1	0
		GALLATIN	0	0	1	0	0
		JACKSON	0	0	3	3	0
		KNOX	1	1	2	3	0
		LAUREL	3	16	32	47	0
		LESLIE	0	0	0	1	0
		MADISON	0	0	1	0	0
		OWSLEY	0	0	0	1	0
		PULASKI	0	1	3	3	0
		ROCKCASTLE	0	1	0	1	0
		WAYNE	0	0	0	1	0

	WHITLEY	2	3	2	1	0
	Total	7	23	44	62	0
Middlesboro Nursing and Rehab						
	BELL	5	10	31	33	0
	HARLAN	0	0	0	1	0
	KNOX	1	1	0	1	0
	OHIO (state)	0	1	0	0	0
	TENNESSEE	0	0	0	3	0
	VIRGINIA	0	1	1	4	0
	Total	6	13	32	42	0
Mountain View Nursing and Rehab Ctr						
	BELL	10	10	12	5	0
	CLAY	0	0	1	0	0
	FLOYD	1	0	0	0	0
	HARLAN	0	0	3	1	0
	KNOX	0	2	2	1	0
	MCCREARY	1	0	0	0	0
	WHITLEY	1	0	0	0	0
	Total	13	12	18	7	0
Rockcastle Health and Rehabilitation Center						
	BULLITT	0	0	1	0	0
	CLAY	1	1	0	0	0
	FAYETTE	0	1	1	0	0
	GARRARD	0	0	0	1	0
	HARRISON	0	1	0	0	0
	INDIANA	1	0	0	0	0
	JACKSON	1	0	0	0	0
	JEFFERSON	0	1	0	0	0
	LAUREL	2	5	1	2	0
	LINCOLN	1	1	0	2	0
	MADISON	1	0	3	0	0
	PULASKI	2	5	4	3	0
	ROCKCASTLE	8	13	10	13	0
	WHITLEY	1	3	0	0	0
	Total	18	31	20	21	0
Rockcastle Regional Hospital and Respiratory Care						
	BELL	0	0	1	0	0
	BOONE	1	0	0	0	0
	BOURBON	0	1	0	0	0

ADD	Facility Name	Patient County (State is listed when not from Ky.)	Under 65	65-74	75-84	Over 85	Unknown
		BOYD	0	1	0	0	0
		BOYLE	1	0	0	0	0
		BREATHITT	4	1	0	0	0
		CALLOWAY	1	0	0	0	0
		CARTER	1	0	0	0	0
		CASEY	1	0	0	0	0
		CLARK	1	0	0	0	0
		DAVISS	1	0	0	0	0
		ESTILL	1	0	1	0	0
		FAYETTE	4	5	0	1	0
		FLOYD	0	0	1	0	0
		HANCOCK	1	0	0	0	0
		HENDERSON	1	0	0	0	0
		HOPKINS	1	0	0	0	0
		ILLINOIS	1	0	0	0	0
		INDIANA	1	1	0	0	0
		JACKSON	0	2	0	0	0
		JEFFERSON	4	3	0	0	0
		JESSAMINE	5	2	0	0	0
		KENTON	3	0	0	0	0
		KNOTT	1	0	0	0	0
		KNOX	3	0	1	0	0
		LAUREL	4	1	3	1	0
		LINCOLN	1	0	0	0	0
		LOGAN	1	0	0	0	0
		MADISON	2	0	0	0	0
		MARION	1	0	0	0	0
		MONTGOMERY	1	0	0	0	0
		OHIO (state)	4	0	0	0	0
		Not listed	9	0	0	1	0
		OWSLEY	1	1	0	0	0
		PENDLETON	1	1	0	0	0
		PIKE	1	0	0	0	0
		PULASKI	1	1	0	0	0
		ROBERTSON	1	0	0	0	0
		ROCKCASTLE	5	0	0	0	0
		RUSSELL	1	0	0	0	0
		SCOTT	1	1	0	1	0
		TENNESSEE	5	0	0	0	0

ADD	Facility Name	Patient County (State is listed when not from Ky.)	Under 65	65-74	75-84	Over 85	Unknown
		TRIMBLE	0	0	1	0	0
		UNION	1	0	0	0	0
		WAYNE	0	1	0	0	0
		WHITLEY	2	0	0	0	0
		WEST VIRGINIA	1	0	0	0	0
		Total	81	23	8	4	0
	Signature HealthCare at Jackson Manor						
		CLAY	1	1	0	1	0
		GARRARD	0	0	1	0	0
		HARLAN	1	0	1	0	0
		JEFFERSON	0	1	0	0	0
		KNOX	0	1	0	0	0
		LAUREL	5	3	2	2	0
		MADISON	0	1	0	0	0
		MCCREARY	0	0	1	0	0
		ROCKCASTLE	0	0	1	0	0
		WHITLEY	0	1	1	1	0
		Total	7	8	7	4	0
	The Heritage						
		BELL	0	0	2	0	0
		CLAY	0	1	2	0	0
		CLINTON	1	0	0	0	0
		HARLAN	0	0	0	1	0
		JACKSON	0	0	0	1	0
		KNOX	1	2	3	4	0
		LAUREL	1	5	6	14	0
		MADISON	0	1	0	1	0
		MCCREARY	0	1	0	0	0
		MORGAN	0	0	0	1	0
		Not listed	0	0	0	2	0
		PULASKI	0	0	1	0	0
		TENNESSEE	0	0	1	0	0
		WHITLEY	3	4	13	9	0
		Total	6	14	28	33	0
	Tri-Cities Nursing and Rehabilitation Center						
		BELL	1	0	1	0	0
		FAYETTE	0	0	1	0	0
		HARLAN	7	12	27	18	0

		LETCHER	0	2	1	1	0
		MCCREARY	0	1	0	0	0
		PERRY	0	0	1	0	0
		Total	8	15	31	19	0
	Williamsburg Health and Rehabilitation Center						
		MCCREARY	0	0	0	4	0
		TENNESSEE	1	2	2	2	0
		WHITLEY	3	16	38	28	0
		Total	4	18	40	34	0
ADD:14		ADD:13 Total	232	328	409	389	0
	Bluegrass Way						
		TAYLOR	0	0	0	20	0
		Total	0	0	0	20	0
	Campbellsville Nursing and Rehabilitation						
		ADAIR	0	0	1	1	0
		GREEN	0	1	2	3	0
		MARION	2	0	0	0	0
		TAYLOR	0	9	16	22	0
		Total	2	10	19	26	0
	Clinton County Care and Rehabilitation Center						
		CLINTON	2	2	14	12	0
		PULASKI	0	0	1	0	0
		TENNESSEE	0	0	1	0	0
		WAYNE	1	3	4	6	0
		Total	3	5	20	18	0
	Crestview Personal Care						
		PULASKI	0	0	0	0	0
		Total	0	0	0	0	0
	Cumberland Manor Rest Home I LLC						
		FAYETTE	1	0	0	0	0
		MCCREARY	27	11	3	0	0
		Total	28	11	3	0	0
	Cumberland Nursing and Rehabilitation Center						
		BOYLE	0	0	1	0	0
		CASEY	0	1	2	0	0
		CLINTON	0	0	1	0	0
		GREEN	0	1	0	0	0
		KENTON	0	1	0	0	0

ADD	Facility Name	Patient County (State is listed when not from Ky.)	Under 65	65-74	75-84	Over 85	Unknown
		LAUREL	0	1	0	0	0
		LINCOLN	0	0	1	0	0
		MCCRACKEN	0	1	0	0	0
		MCCREARY	0	1	2	0	0
		Not listed	0	0	1	0	0
		PULASKI	6	7	21	28	0
		ROCKCASTLE	1	0	0	0	0
		WAYNE	3	3	2	3	0
		WHITLEY	2	0	0	0	0
		Total	12	16	31	31	0
	Cumberland Valley Nursing and Rehabilitation Center						
		CLINTON	2	5	7	0	0
		CUMBERLAND	5	18	12	5	0
		PULASKI	0	6	4	0	0
		WARREN	0	0	4	0	0
		Total	7	29	27	5	0
	Fair Oaks Health Systems						
		ADAIR	0	3	5	6	0
		ALLEN	0	1	0	0	0
		BARREN	0	1	0	0	0
		BOYLE	0	1	0	0	0
		CLAY	1	0	0	0	0
		CLINTON	1	0	0	0	0
		GARRARD	0	0	0	1	0
		HARDIN	0	1	1	0	0
		HENRY	0	0	0	1	0
		HICKMAN	0	0	1	0	0
		JEFFERSON	0	0	1	0	0
		PULASKI	4	2	6	2	0
		RUSSELL	9	7	17	23	0
		TAYLOR	0	0	1	1	0
		WAYNE	0	1	0	0	0
		Total	15	17	32	34	0
	Grandview Nursing and Rehabilitation Facility						
		ADAIR	2	1	0	4	0
		CLINTON	0	0	0	1	0
		GREEN	1	0	3	4	0
		INDIANA	0	0	1	0	0

ADD	Facility Name	Patient County (State is listed when not from Ky.)	Under 65	65-74	75-84	Over 85	Unknown
		JEFFERSON	0	0	1	2	0
		LARUE	0	0	1	0	0
		MARION	0	0	2	2	0
		NELSON	0	0	0	1	0
		TAYLOR	4	5	17	25	0
		Total	7	6	25	39	0
	Green River Trails	ADAIR	2	2	0	4	0
		BARREN	0	1	2	0	0
		BOYLE	0	1	0	0	0
		BULLITT	0	0	0	1	0
		CASEY	0	1	0	0	0
		GREEN	1	6	14	18	0
		HARDIN	0	1	0	1	0
		HART	1	0	0	0	0
		JEFFERSON	1	1	0	0	0
		LARUE	0	0	2	0	0
		MEADE	0	0	1	0	0
		PULASKI	0	1	0	0	0
		RUSSELL	0	1	0	0	0
		SPENCER	0	0	1	0	0
		TAYLOR	3	10	9	9	0
		WARREN	1	0	0	0	0
		WHITLEY	1	0	0	0	0
		Total	10	25	29	33	0
	Lake Cumberland Regional Hospital SCU	PULASKI	0	3	2	2	0
		WAYNE	0	0	0	1	0
		Total	0	3	2	3	0
	Liberty Care and Rehabilitation Center	ADAIR	0	0	0	0	2
		ANDERSON	1	0	0	0	0
		BOYLE	0	0	3	3	0
		CASEY	3	10	14	11	0
		HARLAN	1	0	0	0	0
		INDIANA	0	0	0	1	0
		JESSAMINE	2	0	0	0	0
		LAUREL	0	2	3	0	0
		LINCOLN	1	1	5	3	0

	MARION	0	1	0	0	0	0
	MCCREARY	0	0	0	0	1	0
	MERCER	0	0	0	0	1	0
	NELSON	1	0	0	0	0	0
	PIKE	0	0	1	1	1	0
	PULASKI	2	3	3	1	1	0
	RUSSELL	1	0	0	1	1	0
	SCOTT	0	1	0	0	0	0
	TAYLOR	0	1	1	0	0	0
	TENNESSEE	0	0	1	0	0	0
	WAYNE	0	0	0	1	1	0
	Total	12	19	31	24	24	2
McDowell Skilled Nursing Facility							
	GREEN	0	0	0	0	0	0
	Total	0	0	0	0	0	0
Mountain Ridge Health and Rehabilitation							
	CLINTON	0	1	0	2	2	0
	OHIO (state)	0	1	0	0	0	0
	PULASKI	1	0	0	1	1	0
	RUSSELL	1	0	0	0	0	0
	WAYNE	8	10	13	16	16	0
	Total	10	12	13	19	19	0
Oakwood ICF/IID Unit 4							
	PULASKI	0	0	0	0	0	0
	Total	0	0	0	0	0	0
Signature Healthcare at Summit Manor Rehab							
	ADAIR	3	11	10	21	21	0
	CASEY	0	0	1	0	0	0
	FAYETTE	0	1	0	0	0	0
	GREEN	0	0	1	0	0	0
	JEFFERSON	0	1	0	0	0	0
	LAUREL	1	0	0	0	0	0
	LIVINGSTON	1	0	0	0	0	0
	PULASKI	1	3	3	0	0	0
	RUSSELL	3	3	4	3	3	0
	TAYLOR	1	4	0	0	0	0
	WAYNE	1	0	0	0	0	0
	Total	11	23	19	24	24	0

Signature Healthcare of McCreary County Rehab						
	CLINTON	0	0	1	0	0
	FRANKLIN	0	0	1	0	0
	JEFFERSON	0	0	1	0	0
	LAUREL	2	2	0	0	0
	MCCREARY	2	5	10	8	0
	POWELL	0	1	0	0	0
	PULASKI	0	1	3	0	0
	SCOTT	0	1	1	1	0
	WAYNE	1	0	0	2	0
	WHITLEY	1	4	2	1	0
	Total	6	14	19	12	0
Somerset Nursing and Rehabilitation Facility						
	CLARK	0	0	0	1	0
	GARRARD	1	0	0	0	0
	LINCOLN	0	0	2	1	0
	MCCREARY	1	2	0	1	0
	Not listed	0	1	0	0	0
	PULASKI	5	9	32	49	0
	ROCKCASTLE	0	1	0	0	0
	RUSSELL	0	0	2	0	0
	TAYLOR	0	0	0	1	0
	WAYNE	1	1	2	5	0
	WHITLEY	0	0	0	1	0
	Total	8	14	38	59	0
Somerswoods Nursing and Rehabilitation						
	LINCOLN	0	0	1	3	0
	PULASKI	18	30	33	18	0
	RUSSELL	1	1	0	1	0
	WAYNE	0	0	3	3	0
	Total	19	31	37	25	0
	ADD:14 Total	150	235	345	372	2
ADD:15						
Berea Health and Rehabilitation						
	ESTILL	0	2	0	0	0
	FAYETTE	0	17	4	2	0
	JACKSON	0	1	1	0	0
	LAUREL	0	6	4	1	0
	MADISON	0	1	31	2	0
	Total	0	27	40	5	0

ADD	Facility Name	Patient County (State is listed when not from Ky.)	Under 65	65-74	75-84	Over 85	Unknown
	Bluegrass Care and Rehabilitation Center	CAMPBELL	0	0	1	0	0
		CLARK	0	1	1	2	0
		FAYETTE	10	21	22	12	0
		FLEMING	0	1	0	0	0
		FLOYD	0	0	1	0	0
		FRANKLIN	3	0	0	0	0
		GRAVES	0	1	0	0	0
		JEFFERSON	0	1	1	0	0
		JESSAMINE	2	2	7	1	0
		JOHNSON	0	1	0	0	0
		LEWIS	0	1	0	0	0
		MADISON	1	2	1	0	0
		MCCRACKEN	0	0	1	0	0
		OWEN	1	0	0	0	0
		SCOTT	0	2	1	3	0
		TAYLOR	0	0	1	0	0
		WOODFORD	0	1	1	0	0
		Total	17	34	38	18	0
	Bourbon Heights	BOURBON	2	4	14	32	0
		BOYLE	0	1	0	0	0
		CLARK	0	0	1	0	0
		FAYETTE	0	0	3	2	0
		FLEMING	0	0	1	0	0
		HARRISON	1	0	1	1	0
		LARUE	0	0	0	1	0
		MONTGOMERY	0	0	1	0	0
		NICHOLAS	1	2	2	2	0
		SCOTT	1	1	1	1	0
		Total	5	8	24	39	0
	Bradford Square Center	BOYLE	0	0	1	0	0
		FAYETTE	15	8	14	4	0
		FRANKLIN	10	12	11	10	0
		JEFFERSON	1	2	1	0	0
		PIKE	0	0	3	0	0
		SHELBY	0	0	1	1	0
		Total	26	22	31	15	0

ADD	Facility Name	Patient County (State is listed when not from Ky.)	Under 65	65-74	75-84	Over 85	Unknown
	Bridgepointe at Ashgrove Woods	JESSAMINE	0	0	0	0	0
		Total	0	0	0	0	0
	Cambridge Nursing and Rehabilitation Center	ANDERSON	0	1	0	0	0
		BOONE	0	1	0	0	0
		CLARK	0	1	2	1	0
		FAYETTE	14	9	18	13	0
		FRANKLIN	0	0	1	0	0
		HARRISON	1	0	0	0	0
		HENDERSON	0	0	1	0	0
		JESSAMINE	1	0	3	3	0
		LAUREL	0	0	1	0	0
		MADISON	0	0	2	1	0
		MERCER	0	1	1	0	0
		NELSON	0	1	0	0	0
		NICHOLAS	0	1	0	0	0
		OWEN	0	1	0	0	0
		PIKE	0	0	1	0	0
		POWELL	0	0	1	0	0
		PULASKI	0	0	0	1	0
		SCOTT	0	3	4	0	0
		WAYNE	1	0	0	0	0
		WOLFE	1	0	0	0	0
		WOODFORD	1	3	4	0	0
		Total	19	22	39	19	0
	Cardinal Hill Rehab Unit	ANDERSON	0	0	1	0	0
		CLARK	0	0	0	1	0
		CLINTON	0	1	0	0	0
		FAYETTE	1	8	4	4	0
		FRANKLIN	0	0	1	0	0
		JESSAMINE	2	1	0	1	0
		LINCOLN	0	0	1	0	0
		MAGOFFIN	0	1	0	0	0
		SCOTT	1	1	2	1	0
		WOODFORD	0	0	1	0	0
		Total	4	12	10	7	0

Cedar Ridge Health Campus							
	BOURBON	0	0	3	2	0	
	BRACKEN	0	0	0	1	0	
	FAYETTE	0	0	2	0	0	
	FRANKLIN	0	0	1	0	0	
	HARRISON	0	1	7	19	0	
	JEFFERSON	1	0	0	0	0	
	NICHOLAS	0	1	3	2	0	
	Not listedr	0	0	0	1	0	
	SCOTT	0	0	1	0	0	
	Total	1	2	17	25	0	
Clark Regional Medical Center Transitional Care Unit							
	CLARK	0	0	0	0	0	
	Total	0	0	0	0	0	
Danville Center for Health							
	ADAIR	0	1	0	0	0	
	ANDERSON	0	0	0	1	0	
	BOYLE	1	9	13	5	0	
	CASEY	0	0	2	1	0	
	CLARK	0	0	1	0	0	
	ESTILL	0	1	0	0	0	
	FAYETTE	0	3	3	0	0	
	FRANKLIN	0	2	1	0	0	
	GARRARD	1	3	0	1	0	
	JEFFERSON	0	1	0	0	0	
	JESSAMINE	2	0	0	0	0	
	LAUREL	0	1	0	0	0	
	LEE	1	0	0	0	0	
	LINCOLN	2	4	2	5	0	
	MADISON	0	0	1	0	0	
	MARION	1	0	0	1	0	
	MENIFEE	1	0	0	0	0	
	MERCER	1	1	2	2	0	
	MONTGOMERY	0	0	0	1	0	
	Other	0	0	0	2	0	
	PERRY	0	1	0	0	0	
	PULASKI	0	1	0	0	0	
	SCOTT	0	1	0	0	0	

	WAYNE	0	1	0	0	0	0
	WOODFORD	0	0	0	0	1	0
	Total	10	30	25	20	0	0
Dover Nursing and Rehabilitation							
	ANDERSON	1	0	0	0	0	0
	BOONE	1	1	0	0	0	0
	BOURBON	1	1	0	0	0	0
	CLARK	0	0	1	0	0	0
	FAYETTE	3	4	4	3	0	0
	FRANKLIN	0	3	1	0	0	0
	GRANT	1	0	0	0	0	0
	HARRISON	1	0	0	1	0	0
	HOPKINS	0	0	0	1	0	0
	JACKSON	0	0	1	0	0	0
	JESSAMINE	0	0	1	0	0	0
	KNOX	0	0	0	1	0	0
	MADISON	0	0	0	1	0	0
	MONTGOMERY	1	0	1	0	0	0
	NICHOLAS	1	1	1	1	0	0
	Not listed	0	0	0	3	0	0
	SCOTT	1	7	12	8	0	0
	TAYLOR	0	1	0	0	0	0
	WASHINGTON	0	1	0	0	0	0
	WOODFORD	0	0	1	2	0	0
	Total	11	19	23	21	0	0
Edgemont Healthcare							
	BOURBON	1	2	3	1	0	0
	CARTER	0	0	1	0	0	0
	FAYETTE	3	2	2	2	0	0
	FRANKLIN	0	1	0	0	0	0
	HARRISON	6	11	13	5	0	0
	MADISON	0	1	0	0	0	0
	MASON	1	0	0	0	0	0
	NICHOLAS	0	0	0	1	0	0
	PIKE	0	0	0	1	0	0
	POWELL	0	1	1	0	0	0
	SCOTT	0	1	3	1	0	0
	Total	11	19	23	11	0	0



Fountain Circle Care and Rehab Center

BATH	2	0	0	0	0
BOURBON	2	1	3	2	0
CLARK	19	16	17	11	0
ESTILL	0	1	0	0	0
FAYETTE	4	6	4	3	0
FLOYD	0	0	2	1	0
GREENUP	1	0	0	0	0
HARRISON	1	0	1	0	0
JEFFERSON	1	0	0	0	0
JESSAMINE	4	0	1	0	0
KNOX	1	0	0	0	0
LEE	1	0	0	0	0
LINCOLN	1	0	3	0	0
MADISON	1	1	1	1	0
MASON	0	1	0	0	0
MCCREARY	0	1	0	0	0
MONTGOMERY	2	4	0	1	0
MORGAN	0	0	1	0	0
NICHOLAS	1	0	1	0	0
POWELL	2	0	0	0	0
ROWAN	0	0	1	1	0
SCOTT	2	1	0	0	0
TAYLOR	1	0	0	0	0
WOLFE	0	0	0	1	0



Total	46	32	35	21	0
--------------	-----------	-----------	-----------	-----------	----------

Frankfort Trails

ANDERSON	3	1	1	0	0
BOYLE	0	0	1	0	0
BRACKEN	0	0	0	1	0
ESTILL	1	0	0	0	0
FAYETTE	4	4	3	0	0
FRANKLIN	9	7	12	10	0
GRANT	0	0	1	0	0
HARDIN	1	0	0	0	0
HARRISON	1	0	0	0	0
JEFFERSON	2	0	0	0	0
JESSAMINE	2	0	0	0	0
MADISON	2	1	0	0	0

	PULASKI	1	0	0	0	0	0
	ROWAN	0	1	0	0	0	0
	SCOTT	2	0	0	0	0	0
	SHELBY	1	0	0	0	0	0
	WOODFORD	0	0	3	0	0	0
	Total	29	14	21	11	0	0
Grand Haven Nursing Home							
	BOURBON	1	2	2	1	0	0
	BRACKEN	0	0	1	0	0	0
	CARLISLE	0	0	1	0	0	0
	FAYETTE	0	3	1	0	0	0
	GRANT	1	0	0	0	0	0
	HARRISON	5	11	8	7	0	0
	NICHOLAS	0	0	0	3	0	0
	PENDLETON	0	0	1	0	0	0
	SCOTT	0	2	1	0	0	0
	Total	7	18	15	11	0	0
Harrodsburg Health and Rehab Ctr.							
	ANDERSON	0	3	0	0	0	0
	BOURBON	0	1	0	0	0	0
	BOYLE	1	4	5	1	0	0
	BULLITT	1	0	0	0	0	0
	FAYETTE	0	6	2	2	0	0
	FRANKLIN	2	1	2	3	0	0
	GARRARD	0	1	0	0	0	0
	JEFFERSON	0	1	2	0	0	0
	JESSAMINE	0	1	0	2	0	0
	LAUREL	1	0	0	0	0	0
	LINCOLN	2	1	4	1	0	0
	MADISON	0	2	0	0	0	0
	MARION	0	1	0	0	0	0
	MERCER	0	0	0	0	0	0
	NELSON	1	0	2	0	0	0
	PULASKI	1	1	0	0	0	0
	SCOTT	0	1	0	0	0	0
	WASHINGTON	0	0	2	0	0	0
	WHITLEY	1	0	0	0	0	0
	WOODFORD	0	0	2	0	0	0
	Total	10	24	21	9	0	0

Homestead Post Acute						
	ANDERSON	0	1	0	1	0
	BOURBON	0	1	1	0	0
	CLARK	0	0	1	1	0
	FAYETTE	9	31	46	21	0
	FRANKLIN	0	0	1	0	0
	JEFFERSON	0	1	1	0	0
	JESSAMINE	1	0	1	0	0
	KENTON	0	1	0	0	0
	MONTGOMERY	0	0	1	0	0
	Other	0	0	1	1	0
	ROBERTSON	0	1	0	0	0
	SCOTT	0	0	1	1	0
	WAYNE	0	1	0	0	0
	Total	10	37	54	25	0
Irvine Nursing and Rehabilitation						
	BOYLE	0	0	0	1	0
	CLARK	2	1	0	1	0
	ESTILL	8	9	19	21	0
	FAYETTE	3	0	1	0	0
	JACKSON	0	1	0	0	0
	LINCOLN	0	1	0	0	0
	MADISON	5	1	2	0	0
	MONTGOMERY	0	1	1	0	0
	OHIO (state)	0	0	0	1	0
	PERRY	0	1	0	0	0
	POWELL	2	1	0	1	0
	Total	20	16	23	25	0
Kenwood Health and Rehabilitation Center						
	BATH	1	0	0	0	0
	BOYLE	1	0	0	0	0
	CLARK	1	0	1	0	0
	ESTILL	0	2	0	1	0
	FAYETTE	1	3	3	1	0
	FLOYD	0	0	1	0	0
	GARRARD	0	1	1	2	0
	JACKSON	0	0	1	1	0
	JESSAMINE	1	1	1	0	0
	LAUREL	0	0	0	1	0

ADD	Facility Name	Patient County (State is listed when not from Ky.)	Under 65	65-74	75-84	Over 85	Unknown
		LINCOLN	1	1	0	0	0
		MADISON	3	9	31	16	0
		OHIO (state)	0	0	1	0	0
		WAYNE	0	1	0	0	0
		Total	9	18	40	22	0
	Landmark of Danville Rehabilitation and Nursing Center, LLC	ADAIR	0	0	0	1	0
		ANDERSON	0	0	1	0	0
		BOYLE	1	6	6	20	0
		CASEY	1	1	0	0	0
		FAYETTE	0	0	0	3	0
		GARRARD	0	1	1	3	0
		LINCOLN	0	2	8	6	0
		MARION	1	0	0	0	0
		MERCER	3	2	0	1	0
		PULASKI	1	1	1	0	0
		ROCKCASTLE	0	0	1	1	0
		WASHINGTON	1	0	1	0	0
		Total	8	13	19	35	0
	Landmark of Lancaster Rehabilitation and Nursing	BOYLE	0	4	2	5	0
		CLARK	0	2	0	0	0
		FAYETTE	0	0	2	1	0
		GARRARD	8	8	11	12	0
		HOPKINS	1	0	0	0	0
		JACKSON	0	0	1	0	0
		JEFFERSON	0	1	0	0	0
		JESSAMINE	0	2	1	1	0
		LETCHER	0	0	0	1	0
		LINCOLN	3	3	6	3	0
		MADISON	0	3	2	3	0
		MARION	0	1	0	1	0
		WHITLEY	0	0	0	1	0
		Total	12	24	25	28	0
	Lexington Country Place	CASEY	0	0	0	1	0
		FAYETTE	1	3	12	54	0
		FRANKLIN	0	0	1	0	0

	HARDIN	0	0	0	1	0	
	JESSAMINE	1	0	1	1	0	
	Not listed	0	0	0	1	0	
	SCOTT	0	1	0	0	0	
	WOODFORD	0	0	0	6	0	
	Total	2	4	14	64	0	
Lexington Premier Nursing and Rehab, LLC							
	BOURBON	0	0	1	0	0	
	CARTER	0	1	0	0	0	
	CLARK	0	1	1	2	0	
	FAYETTE	11	15	31	20	0	
	FLEMING	1	0	0	0	0	
	FRANKLIN	0	1	1	1	0	
	JESSAMINE	2	2	3	2	0	
	LAWRENCE	0	1	1	0	0	
	LETCHER	0	0	0	1	0	
	MADISON	0	1	0	1	0	
	MONTGOMERY	1	0	0	0	0	
	OLDHAM	0	0	0	1	0	
	SCOTT	0	1	0	0	0	
	WOODFORD	2	0	0	0	0	
	Total	17	23	38	28	0	
Madison Health and Rehabilitation Center							
	CLARK	3	1	0	0	0	
	ESTILL	0	0	0	1	0	
	FAYETTE	7	5	4	1	0	
	GARRARD	1	0	3	0	0	
	JACKSON	1	1	2	0	0	
	JEFFERSON	1	0	0	0	0	
	JESSAMINE	0	0	2	0	0	
	KNOX	0	0	1	0	0	
	LAUREL	0	2	0	0	0	
	LINCOLN	2	0	2	0	0	
	MADISON	11	10	11	9	0	
	OLDHAM	0	0	0	1	0	
	ROCKCASTLE	2	3	0	0	0	
	WOODFORD	1	0	0	0	0	
	Total	29	22	25	12	0	

ADD	Facility Name	Patient County (State is listed when not from Ky.)	Under 65	65-74	75-84	Over 85	Unknown
	Mayfair Manor	ALLEN	0	0	0	1	0
		BOYD	0	0	1	0	0
		CLARK	0	2	0	1	0
		FAYETTE	10	19	19	14	0
		FRANKLIN	1	0	0	1	0
		HARDIN	0	0	1	0	0
		HARRISON	0	0	0	1	0
		JESSAMINE	1	0	1	2	0
		LINCOLN	0	0	0	1	0
		MADISON	0	1	0	1	0
		MARION	0	0	0	1	0
		MONTGOMERY	0	1	0	0	0
		SCOTT	1	0	1	1	0
		SHELBY	0	0	1	0	0
		VIRGINIA	0	0	1	0	0
		Total	13	23	25	24	0
	Nicholasville Nursing and Rehabilitation	FAYETTE	0	3	4	0	0
		JESSAMINE	5	14	17	15	0
		MADISON	0	0	3	0	0
		Total	5	17	24	15	0
	Northpoint Lexington Healthcare Center	ANDERSON	1	0	0	0	0
		BOURBON	0	1	1	0	0
		BOYLE	0	2	0	0	0
		CLARK	0	1	1	1	0
		FAYETTE	16	28	30	39	0
		HOPKINS	0	0	1	0	0
		JESSAMINE	0	1	0	1	0
		JOHNSON	0	0	1	1	0
		OHIO (state)	0	0	2	0	0
		OWEN	0	0	1	0	0
		PERRY	0	0	2	0	0
		SCOTT	0	2	0	1	0
		TAYLOR	0	0	1	0	0
		WOODFORD	0	0	3	0	0
		Total	17	35	43	43	0

ADD	Facility Name	Patient County (State is listed when not from Ky.)	Under 65	65-74	75-84	Over 85	Unknown
	Pine Meadows Post Acute	CLARK	0	1	2	0	0
		FAYETTE	10	22	32	15	0
		FLEMING	0	0	1	0	0
		FRANKLIN	0	2	1	0	0
		GARRARD	0	1	0	0	0
		JEFFERSON	0	1	1	0	0
		JESSAMINE	0	1	3	2	0
		MADISON	1	0	4	0	0
		MERCER	1	0	0	0	0
		POWELL	1	0	0	0	0
		ROWAN	0	2	0	0	0
		RUSSELL	0	1	0	0	0
		SCOTT	0	0	1	0	0
		WARREN	0	1	0	0	0
		WOODFORD	0	2	5	0	0
		Total	13	34	50	17	0
	Rose Terrace, LLC	JESSAMINE	0	0	0	0	0
		Total	0	0	0	0	0
	Sayre Christian Village Nursing Home	BOONE	0	0	0	1	0
		BOURBON	0	0	1	0	0
		BOYLE	0	1	1	1	0
		CHRISTIAN	0	0	0	1	0
		CLINTON	0	1	0	0	0
		FAYETTE	4	13	26	63	0
		GARRARD	0	1	0	0	0
		JESSAMINE	0	3	4	4	0
		KENTON	0	0	0	1	0
		LINCOLN	0	0	1	0	0
		MADISON	1	0	3	2	0
		Not listed	0	0	3	2	0
		ROWAN	0	1	0	0	0
		SCOTT	0	0	3	0	0
		WOODFORD	1	0	0	1	0
		Total	6	20	42	76	0

ADD	Facility Name	Patient County (State is listed when not from Ky.)	Under 65	65-74	75-84	Over 85	Unknown
	Shady Lawn	HARRISON	0	0	0	0	0
		Not listed	0	0	0	0	0
		Total	0	0	0	0	0
	Signature Healthcare at Heritage Hall Rehab	ANDERSON	1	6	11	9	0
		BOYLE	0	1	0	0	0
		FAYETTE	1	1	0	1	0
		FRANKLIN	2	7	17	5	0
		HARRISON	0	0	1	0	0
		JEFFERSON	0	1	1	0	0
		JESSAMINE	0	0	0	1	0
		MERCER	0	1	3	2	0
		OHIO (state)	0	0	1	0	0
		SHELBY	0	1	1	0	0
		SPENCER	1	0	0	0	0
		WASHINGTON	0	0	1	0	0
		WHITLEY	0	1	1	0	0
		WOODFORD	0	2	1	4	0
		Total	5	21	38	22	0
	Signature Healthcare of Georgetown	ADAIR	0	0	0	1	0
		BOURBON	0	0	3	3	0
		BOYD	1	0	0	0	0
		CLARK	0	0	1	0	0
		FAYETTE	4	0	2	2	0
		FRANKLIN	1	2	0	1	0
		HARRISON	0	3	3	0	0
		JEFFERSON	0	0	1	0	0
		JESSAMINE	1	0	0	2	0
		MADISON	0	0	0	1	0
		NICHOLAS	0	0	1	1	0
		Not listed	1	0	0	1	0
		ROBERTSON	0	1	0	0	0
		SCOTT	2	4	13	6	0
		WOODFORD	0	0	0	1	0
		Total	10	10	24	19	0

Stanford Crossing							
	ADAIR	0	2	0	0	0	0
	BELL	0	0	1	1	1	0
	BOYLE	3	4	5	5	5	0
	CASEY	0	0	1	0	0	0
	CLARK	0	0	1	0	0	0
	CLAY	0	0	1	0	0	0
	ESTILL	0	0	1	0	0	0
	FAYETTE	0	1	4	1	1	0
	GARRARD	0	1	1	0	0	0
	JESSAMINE	0	2	1	0	0	0
	LINCOLN	11	13	17	5	5	0
	MADISON	0	0	1	0	0	0
	MARION	0	0	1	0	0	0
	MCCREARY	0	0	1	0	0	0
	MERCER	0	0	1	1	1	0
	PULASKI	1	5	5	1	1	0
	ROCKCASTLE	0	3	2	0	0	0
	WASHINGTON	0	0	0	1	1	0
	WHITLEY	0	0	1	0	0	0
	Total	15	31	45	15	15	0
Stanton Nursing and Rehabilitation Center							
	BREATHITT	0	0	1	0	0	0
	CLARK	1	1	2	8	8	0
	FAYETTE	2	1	3	0	0	0
	GREEN	0	0	1	0	0	0
	JESSAMINE	0	0	0	1	1	0
	MADISON	0	1	2	0	0	0
	MENIFEE	0	2	1	0	0	0
	MONTGOMERY	1	2	0	0	0	0
	POWELL	4	6	14	10	10	0
	ROCKCASTLE	1	1	0	0	0	0
	WOLFE	1	1	0	0	0	0
	Total	10	15	24	19	19	0
Taylor Manor Nursing Home							
	BOURBON	0	0	0	1	1	0
	BOYLE	0	0	1	0	0	0
	FAYETTE	0	0	2	4	4	0
	FRANKLIN	0	0	1	3	3	0

ADD	Facility Name	Patient County (State is listed when not from Ky.)	Under 65	65-74	75-84	Over 85	Unknown
		LOGAN	0	1	0	0	0
		OHIO (county)	0	0	0	1	0
		SHELBY	0	0	0	1	0
		WOODFORD	0	1	2	6	0
		WEST VIRGINIA	0	0	0	0	0
		Total	0	2	6	16	0
	Telford Terrace	FAYETTE	0	0	0	1	0
		MADISON	0	2	6	27	0
		OHIO (state)	0	0	0	1	0
		Total	0	2	6	29	0
	The Homeplace at Midway	BOONE	0	0	0	1	0
		FAYETTE	0	0	4	5	0
		HARDIN	0	0	0	1	0
		INDIANA	0	0	1	0	0
		LEE	0	0	0	1	0
		MADISON	0	0	1	0	0
		OHIO (state)	0	0	1	0	0
		Not listed	0	0	1	0	0
		WOODFORD	0	0	2	5	0
		Total	0	0	10	13	0
	The Terrace Nursing and Rehabilitation	ANDERSON	0	0	0	1	0
		ESTILL	0	0	0	3	0
		FAYETTE	0	1	0	0	0
		JACKSON	0	0	0	1	0
		MADISON	7	6	18	29	0
		OHIO (state)	0	1	0	0	0
		Not listed	1	2	19	0	0
		ROCKCASTLE	0	1	2	0	0
		Total	8	11	39	34	0
	The Willows at Citation	CLARK	0	0	0	1	0
		FAYETTE	1	3	8	16	0
		FRANKLIN	0	0	0	2	0
		HARRISON	0	0	0	1	0
		JEFFERSON	0	0	0	1	0
		JESSAMINE	0	0	1	0	0

ADD	Facility Name	Patient County (State is listed when not from Ky.)	Under 65	65-74	75-84	Over 85	Unknown
		MONTGOMERY	0	0	1	0	0
		NELSON	0	0	0	2	0
		ROWAN	0	0	0	1	0
		SCOTT	0	0	1	0	0
		WOODFORD	0	1	1	1	0
		Total	1	4	12	25	0
	The Willows at Fritz Farm						
		BOURBON	0	0	2	0	0
		FAYETTE	0	3	12	19	0
		FRANKLIN	0	1	1	1	0
		HARDIN	0	0	1	0	0
		JESSAMINE	0	1	0	3	0
		MADISON	0	0	1	1	0
		WOODFORD	0	0	0	1	0
		Total	0	5	17	25	0
	The Willows at Hamburg						
		ANDERSON	0	0	1	0	0
		BOYD	1	0	0	1	0
		CLARK	0	0	1	2	0
		FAYETTE	0	4	8	19	0
		FRANKLIN	0	1	0	0	0
		JESSAMINE	0	0	0	1	0
		LEWIS	0	0	0	1	0
		MADISON	0	1	1	0	0
		MONTGOMERY	0	1	0	0	0
		Not listed	0	0	1	2	0
		PULASKI	0	0	1	0	0
		Total	1	7	13	26	0
	The Willows at Harrodsburg						
		ANDERSON	1	0	1	2	0
		BOYLE	1	1	3	4	0
		ESTILL	0	0	0	1	0
		FAYETTE	0	1	1	0	0
		FRANKLIN	0	0	0	1	0
		GARRARD	0	1	0	0	0
		GREEN	0	0	0	1	0
		JESSAMINE	0	0	0	1	0
		KENTON	0	0	0	1	0
		LINCOLN	0	0	1	0	0

ADD	Facility Name	Patient County (State is listed when not from Ky.)	Under 65	65-74	75-84	Over 85	Unknown
		MERCER	1	1	2	5	0
		OHIO (state)	0	0	0	1	0
		WASHINGTON	0	0	3	1	0
		Total	3	4	11	18	0
	Thomson Hood Veterans Center	ADAIR	0	0	0	1	0
		ANDERSON	0	0	1	0	0
		BELL	0	0	0	1	0
		BOONE	0	1	0	0	0
		BOURBON	0	0	1	0	0
		BOYLE	0	2	0	2	0
		CARTER	0	0	1	0	0
		CASEY	0	0	1	0	0
		CLARK	1	0	0	5	0
		CLINTON	0	0	1	0	0
		DAVISS	0	0	1	0	0
		ESTILL	0	0	1	0	0
		FAYETTE	0	6	16	29	0
		FRANKLIN	0	0	2	6	0
		GARRARD	0	0	1	1	0
		GRAYSON	1	0	0	0	0
		HARRISON	0	0	0	1	0
		HENRY	0	0	1	0	0
		JEFFERSON	0	0	0	1	0
		JESSAMINE	1	2	4	8	0
		JOHNSON	0	0	1	0	0
		KENTON	0	0	1	0	0
		LINCOLN	0	0	0	3	0
		MADISON	0	0	2	2	0
		MERCER	0	0	2	1	0
		MONTGOMERY	0	0	1	1	0
		MORGAN	0	0	1	0	0
		NICHOLAS	0	0	1	0	0
		OLDHAM	0	0	0	1	0
		Not listed	0	0	1	0	0
		PIKE	0	0	1	1	0
		POWELL	0	0	1	0	0
		PULASKI	0	0	2	1	0
		ROWAN	0	0	0	2	0

ADD	Facility Name	Patient County (State is listed when not from Ky.)	Under 65	65-74	75-84	Over 85	Unknown
		SCOTT	0	0	0	2	0
		SHELBY	0	2	0	1	0
		SPENCER	0	0	1	0	0
		TRIMBLE	0	0	1	0	0
		WASHINGTON	0	0	2	1	0
		WOODFORD	0	0	3	3	0
		Total	3	13	52	74	0
	Wesley Village						
		JESSAMINE	0	0	0	1	0
		Total	0	0	0	1	0
	Willowbrook Healthcare						
		CARLISLE	0	0	0	0	0
		Total	0	0	0	0	0
		ADD:15 Total	413	694	1,081	982	0
	State Total		3,230	4,879	6,674	6,253	350

KENTUCKY ANNUAL
LONG-TERM CARE SERVICES
REPORT



KENTUCKY CABINET FOR
HEALTH AND FAMILY SERVICES

SECTION VII: FACILITY COMMENTS

Table 31 - 2024 Long Term Care Facility Comments

License	Facility	Page	LTCMemo
100728	Baptist Health Deaconess Madisonville (LTC)	LTCResidentActivity	BEDS HELD IN ABEYANCE
100766	Baptist Health Paducah (LTC)	LTCResidentActivity	BEDS ARE BEING HELD IN ABEYANCE
100932	Barton House of Louisville 1	LTCPCComment	BARTON HOUSE OF LOUISVILLE DID NOT HAVE ANY RESIDENTS DURING 2024 THAT MET THE SMI CRITERIA.
100319	Berea Health and Rehabilitation	LTCCensusOrigin	ENDING CENSUS WAS 72
100398	Better Senior Living I, LLC	LTCResidentActivity	THERE WAS AN ERROR WITH THE 2023 ENDING CENSUS THAT WAS ENTERED BY PREVIOUS ADMINISTRATOR
101294	Bluegrass Way	LTCICFComment	NO INDIVIDUALS MOVED.
101289	Boonespring Transitional Care Center	LTCICFComment	N/A
101289	Boonespring Transitional Care Center	LTCPCComment	FACILITY IS NOT PERSONAL CARE FACILITY
100024	Bourbon Heights	LTCResidentActivity	THIS ROOM IS UNUSABLE.
101175	Bridgepointe at Ashgrove Woods	LTCPayorSource	WE ARE PRIVATE PAY ONLY.
101175	Bridgepointe at Ashgrove Woods	LTCResidentActivity	70 BEDS INCLUDE 19 ROOMS THAT ARE LICENSED FOR DOUBLE OCCUPANCY.
100183	Brighton Cornerstone Health Care	LTCCensusAge	PER DAILY CENSUS ON 12/31/24 THERE WERE 27 RESIDENTS. THE AGE REPORT IN PCC FOR THE YEAR OF 2024 IS TOTALING 33
100183	Brighton Cornerstone Health Care	LTCPCComment	0 PERSONAL CARE
100183	Brighton Cornerstone Health Care	LTCResidentActivity	THE STATE HAS ACKNOWLEDGED AND APPROVED OUR REQUEST THAT 26 OF THE TOTAL BEDS ARE NOW CONSIDERED NON-OPERATIONAL EFFECTIVE JULY 1, 2023.
100006	Cal Turner Rehab and Specialty Care	LTCResidentActivity	THERE WAS AN ERROR IN THE ENDING CENSUS FROM THE 2023 SURVEY, IT SHOULD HAVE BEEN 99 ON 12/31/23 AND ALSO 99 ON 1/1/24 WHICH IS CORRECT.
100329	Calvert City Convalescent Center	LTCICFComment	ALL OF OUR BEDS ARE NF CERTIFIED.
100329	Calvert City Convalescent Center	LTCPCComment	WE DO NOT HAVE PC BEDS.
100082	Carmel Home	LTCPCComment	CARMEL HOME DID NOT HAVE ANY RESIDENTS DURING THE YEAR THAT MET SMI CRITERIA
100751	Cedar Ridge Health Campus	LTCCensusDeath	THE NUMBERS HERE DO MATCH WHAT IS IN SECTION 1.
101181	Central Ky Recovery Center Unit 1	LTCResidentActivity	THESE BEDS AND THIS BUILDING HAVE NOT BEEN OPENED IN 2024. ON NOVEMBER 12, 2024, THE LICENSE NUMBER 101181 WAS PUT IN ABEYANCE.
100064	Christian County Manor I LLC	LTCResidentActivity	WE HAVE 6 BEDS THAT ARE NOT IN WORKING ORDER BEGINNING DEC 2024
100691	Christian Health Center of Bowling Green	LTCCensusOrigin	ENDING CENSUS ON 12/31/2024 WAS 44
100691	Christian Health Center of Bowling Green	LTCResidentActivity	NO BEDS AVAILABLE IN NF AND ICF DUE TO INPATIENT RESIDENTS. 3 BEDS AVAILABLE IN NH (CCRC) 9 BEDS AVAILABLE IN PERSONAL CARE
100740	Clark Regional Medical Center Transitional Care Unit	LTCCensusOrigin	THIS UNIT CLOSED EFFECTIVE JULY 28, 2023

Table 31 - 2024 Long Term Care Facility Comments

License	Facility	Page	LTCMemo
100740	Clark Regional Medical Center Transitional Care Unit	LTCResidentActivity	THIS UNIT CLOSED EFFECTIVE JULY 28, 2023
100231	Clifton Heights	LTCResidentActivity	BEGINNING CENSUS CHANGED 8/1/2024-12/31/2025 DUE TO NEW OWNERSHIP.
100382	Colonial Manor	LTCResidentActivity	2023 ENDING CENSUS DIFFERS FROM 2024 BEGINNING CENSUS. IT WAS REPORTED BY PRIOR MANAGEMENT.
100405	Colonial Nursing and Rehabilitation Center	LTCCensusOrigin	OUT OF STATE
100405	Colonial Nursing and Rehabilitation Center	LTCPCComment	WE ARE NOT A PERSONAL CARE FACILITY
100007	Cornerstone Manor	LTCResidentActivity	THE ENDING CENSUS OF '23 WAS 28. I HAD PUT 34 BECAUSE THAT IS WHAT IT WAS AT THE BEGINNING OF THE YEAR AND I AM NOT SURE HOW TO PUT THE NUMBERS WHERE THEY ADD/SUBTRACT CORRECTLY, WHENEVER I ONLY HAD 6 ADMISSIONS AND 10 DISCHARGES.
100663	Countryside Center	LTCCensusOrigin	FLORIDA
100067	Covingtons Convalescent Center	LTCResidentActivity	BEDS LICENSED AND HELD IN ABEYANCE IN 2024
100225	Crescent Grove Memory and Personal Care Community and Sam Swope Center	LTCResidentActivity	14 PC BEDS HELD IN ABEYANCE
100079	Crittenden County Health and Rehabilitation Center	LTCResidentActivity	PC BEDS WERE NOT IN OPERATION IN 2024
100205	Eastern Star Home in KY	LTCICFComment	RESIDENTS HAD NO CHANGE IN TRANSITION STATUS
100403	Fern Terrace of Bowling Green	LTCResidentActivity	LICENSE IS BEING HELD IN ABEYANCE
100747	Flaget Memorial Hospital NF	LTCResidentActivity	NURSING FACILITY BEDS REMAIN LICENSED AND ARE HELD IN ABEYANCE. REGULAR UPDATES ARE BEING FILED WITH THE OIG AS REQUIRED.
100351	Fordsville Nursing and Rehabilitation Center	LTCResidentActivity	2024 WAS LEAP YEAR.
101222	Forest Springs Health Campus	LTCCensusAge	PC BEDS WERE CONVERTED TO AL BEDS DURING 2024.
101222	Forest Springs Health Campus	LTCCensusDeath	PC BEDS WERE CONVERTED TO AL BEDS DURING 2024.
101222	Forest Springs Health Campus	LTCICFComment	PC BEDS WERE CONVERTED TO AL BEDS DURING 2024.
101222	Forest Springs Health Campus	LTCPayorSource	PC BEDS WERE CONVERTED TO AL BEDS DURING 2024.
101222	Forest Springs Health Campus	LTCPCComment	PC BEDS WERE CONVERTED TO AL BEDS DURING 2024.
101222	Forest Springs Health Campus	LTCResidentActivity	PC BEDS WERE CONVERTED TO AL BEDS DURING 2024.
100074	Fountain Circle Care and Rehab Center	LTCCensusOrigin	.
100355	Friendship Health and Rehab	LTCCensusAge	BEDS HELD, NOT IN USE DURING 2024
100355	Friendship Health and Rehab	LTCCensusDeath	BEDS HELD, NOT IN USE DURING 2024
100355	Friendship Health and Rehab	LTCCensusOrigin	BEDS HELD, NOT IN USE DURING 2024
100355	Friendship Health and Rehab	LTCICFComment	BEDS HELD, NOT IN USE DURING 2024
100355	Friendship Health and Rehab	LTCPayorSource	BEDS HELD, NOT IN USE DURING 2024
100355	Friendship Health and Rehab	LTCPCComment	BEDS HELD, NOT IN USE DURING 2024

Table 31 - 2024 Long Term Care Facility Comments

License	Facility	Page	LTCMemo
100355	Friendship Health and Rehab	LTCResidentActivity	BEDS HELD IN ABEYANCE, NOT IN USE DURING 2024
100516	Good Shepherd Community Nursing Center	LTCICFComment	NO ICF RESIDENTS.
100516	Good Shepherd Community Nursing Center	LTCPCComment	NO PERSONAL CARE RESIDENTS.
100516	Good Shepherd Community Nursing Center	LTCResidentActivity	PC BEDS WERE NON-OPERATIONAL THERE WAS A CENSUS CORRECTION WHERE 2023 ENDING CENSUS IS 99 PAID DAYS AND 1 UNPAID DAY. 2024 BEGINNING CENSUS IS STILL 99.
100150	Grayson Nursing and Rehab Center	LTCICFComment	N/A
100150	Grayson Nursing and Rehab Center	LTCPCComment	PERSONAL CARE UNIT CLOSED
100342	Greenville Nursing and Rehabilitation	LTCResidentActivity	DID NOT RECEIVE APPROPRIATE REFERRALS WHICH LED TO NO PC PATIENTS IN 2024
100336	Harpers Home for the Aged	LTCPCComment	HARPERS HOME OR THE AGED IN 2024 DIDN'T HAVE ANY WITH SMI
100211	Hazelwood Center	LTCResidentActivity	THE FACILITY IS LICENSED FOR 201 BEDS WITH AN AVERAGE CENSUS OF 48 IN 2024. LIMITED ADMISSIONS AND STAFFING CHALLENGES DURING THIS PERIOD PREVENTS FULL UTILIZATION OF THE REMAINING BEDS
100679	Heartland Villa Nursing and Rehabilitation Center	LTCResidentActivity	FACILITY WAS ACQUIRED BY NEW OWNER 2/2/2024. THE ENDING 2023 CENSUS DIFFERS FROM THE BEGINNING 2024 CENSUS AND THE DATA FROM THE PREVIOUS OWNER IS NOT AVAILABLE.
100576	Helmwood Healthcare Ctr. and Elizabeth Sanford Swope Personal Care	LTCCensusAge	DOES EQUAL ENDING CENSUS
100174	Henderson Manor	LTCResidentActivity	NOT ALL BEDS UTILIZED DUE TO RENOVATIONS
100050	Highland Homes I LLC	LTCResidentActivity	2023 ENDING CENSUS DIFFERS FROM 2024 BEGINNING CENSUS. IT WAS REPORTED BY PRIOR MANAGEMENT.
100726	Highlands ARH Regional Medical Center (NF)	LTCResidentActivity	BEDS HELD IN ABEYANCE
100212	Hillcreek Rehabilitation and Care	LTCResidentActivity	LICENSE IS BEING HELD IN ABEYANCE
100222	Jeffersontown Rehabilitation	LTCResidentActivity	WE HAD A DIFFERENCE OF < 1 FOR THE END OF 2023 AND THE BEGINNING OF 2024. ONE RESIDENT WAS DISCHARGED TO THE HOSPITAL ON DECEMBER 31ST, 2023.
100158	Kensington Nursing and Rehabilitation Center	LTCCensusAge	CORRECTION
100158	Kensington Nursing and Rehabilitation Center	LTCResidentActivity	CORRECTION
100031	Kings Daughters Rehab and Skilled Nursing Facility	LTCCensusAge	0 CENSUS FOR THE REPORTING PERIOD
100031	Kings Daughters Rehab and Skilled Nursing Facility	LTCCensusDeath	0 CENSUS DURING THE REPORTING PERIOD.

Table 31 - 2024 Long Term Care Facility Comments

License	Facility	Page	LTCMemo
100031	Kings Daughters Rehab and Skilled Nursing Facility	LTC Census Origin	THE 20 BED NURSING FACILITY AT KINGS DAUGHTERS REMAINS IN-ACTIVE AND HAS HAD NO PATIENT ADMISSION DURING THE REPORTING PERIOD.
100031	Kings Daughters Rehab and Skilled Nursing Facility	LTC Resident Activity	THE 20 BED NURSING FACILITY AT KINGS DAUGHTERS MEDICAL CENTER REMAINS IN-ACTIVE WITH A CENSUS OF 0 FROM MARCH OF 2020 TO CURRENT DATE
100424	Klondike Nursing and Rehabilitation Center	LTC ICF Comment	NO ICF
100424	Klondike Nursing and Rehabilitation Center	LTC PC Comment	NO PERSONAL CARE BEDS
100514	Lake Way Nursing and Rehabilitation Center	LTC PC Comment	LAKE WAY NURSING AND REHABILITATION CENTER IS SKILLED NURSING FACILITY.
100521	Landmark of Elkhorn City Rehabilitation	LTC PC Comment	N/A
100239	Landmark of Louisville Rehab and Nursing	LTC ICF Comment	NOT APPLICABLE
100239	Landmark of Louisville Rehab and Nursing	LTC PC Comment	NOT APPLICABLE
100536	Landmark of River City Rehabilitation and Nursing	LTC Census Origin	UNABLE TO RETRIEVE PATIENT ORIGIN DUE TO TRANSITION 1.1.25
100536	Landmark of River City Rehabilitation and Nursing	LTC Resident Activity	PREVIOUS REPORT COMPLETED BY PREVIOUS ADMINISTRATOR ENDING CENSUS WAS REPORTED INCORRECTLY.
100390	Lewis Memorial Methodist Home	LTC Resident Activity	ALL BEDS HELD IN ABEYANCE
100011	Life Care Center of LaCenter	LTC Resident Activity	1 RESIDENT ROOM CURRENTLY SET UP AS INFECTION PREVENTIONIST OFFICE
100224	Louisville Protestant Altenheim	LTC Census Origin	1 PC 70, 1 PC 76, 6 IC 75-84, 4 PC 85-100, 8 IC 85-100 = JEFFERSON ; 1 IC BULLITT CO, 1 PC KETTERING OH, 1 PC CLARK CO IN
100224	Louisville Protestant Altenheim	LTC ICF Comment	NOT APPLICABLE
100224	Louisville Protestant Altenheim	LTC Resident Activity	LEVEL OF CARE CHANGES ARE INCLUDED IN THESE FIGURES. IC TO PC = 7
100192	Lyndon Crossing	LTC Resident Activity	JOURNEY HC TOOK OVER MANAGEMENT OF LYNDON CROSSING (FKA LYNDON WOODS) FROM EXCEPTIONAL LIVING CENTERS ON 8/1/24. NUMBERS IN THIS SURVEY BEGIN ON 8/1/24-12/31/24.
100190	Madisonville Rest Home I LLC	LTC Resident Activity	DUE TO ADMINISTRATION CHANGE, 8 PC BEDS WERE NOT UTILIZED IN 2024
100647	Magnolia Village Nursing and Rehabilitation Center	LTC Resident Activity	THE 2023 ENDING CENSUS WAS 58 AND DOES NOT MATCH THE BEGINNING 2024 CENSUS BECAUSE IT WOULDN'T ALLOW ME TO MOVE TO THE NEXT STEP UNLESS THE ENDING CENSUS WAS LISTED AT 50 WHICH WE KNEW AT THE TIME TO BE INCORRECT.
100386	Maple Grove Senior Living LLC	LTC PC Comment	NO SMI RESIDENTS FOR MAPLE GROVE SENIOR LIVING LLC, FORMERLY MASONIC SHELBYVILLE
100386	Maple Grove Senior Living LLC	LTC Resident Activity	27 LICENSED BEDS IN ABEYANCE PC ONLY OPERATES AT 28
100481	Mayfield Health and Rehabilitation	LTC Resident Activity	BEDS HELD IN ABEYANCE UNTIL REPLACEMENT FACILITY IS CONSTRUCTED.
100727	McDowell Skilled Nursing Facility	LTC Resident Activity	THE NF BEDS WERE NOT UTILIZED IN 2024.

Table 31 - 2024 Long Term Care Facility Comments

License	Facility	Page	LTCMemo
100485	Mountain Ridge Health and Rehabilitation	LTCCensusAge	8/1/24 -12/31/24 RELATED TO ACQUISITION
100485	Mountain Ridge Health and Rehabilitation	LTCCensusDeath	8/1/24-12/31/24 RELATED TO ACQUISITION
100485	Mountain Ridge Health and Rehabilitation	LTCPayorSource	8/1/24 - 12/31/24 ONLY RELATED TO ACQUISITION
100485	Mountain Ridge Health and Rehabilitation	LTCPCComment	NO PERSONAL CARE RESIDENTS IN 2024
100485	Mountain Ridge Health and Rehabilitation	LTCResidentActivity	DATA 8/1/24-12/31/24 ONLY RELATED TO ACQUISITION PC BED WAS IN OPERATION IN 2024.
100496	Mountain View Nursing and Rehab Ctr	LTCResidentActivity	UPON INVESTIGATION WE FOUND THAT THIS BEGINNING CENSUS IS CORRECT. THE ENDING CENSUS FOR 2023 WAS ACCIDENTALLY OFF BY 1 AND SHOULD HAVE BEEN 55.
100248	Nazareth Home Clifton	LTCResidentActivity	PC BEDS ARE HELD IN ABEYANCE
100015	NHC HealthCare, Glasgow	LTCPayorSource	CALLED AND SPOKE WITH MICHELLE REGARDING THIS SECTION AND QUESTIONED THE "OTHER" CATEGORY AND WHERE WE WOULD CLASSIFY "RESPITE" CARE PATIENTS AND ALSO WHAT CATEGORY "HOSPICE MEDICAID" PATIENTS WOULD GO UNDER. SHE WAS UNSURE BUT AFTER SPEAKING WITH HER SHE SAID I COULD ADD THE 11 RESPITE PATIENTS TO THE "PRIVATE" CATEGORY AND SHE WOULD REVIEW AND WE COULD EDIT THIS SECTION AT A LATER DATE IF NEEDED. I HAVE ADDED THE "HOSPICE MEDICAID" PATIENTS TO THE "MEDICAID" SECTION. SHE WAS GOING TO ASK A CO
100458	Outwood ICF/IID	LTCICFComment	ONE IN ACTIVE TRANSITION CURRENTLY
100734	Owensboro Health Muhlenberg Community Hospital Long Term Care	LTCPCComment	WE ARE NOT A PERSONAL CARE FACILITY. WE ARE A SKILLED NURSING FACILITY/LTC
100599	Parkview Post-Acute and Rehabilitation Center	LTCResidentActivity	120 NF BEDS LICENSED AND HELD IN ABEYANCE
100071	Pennyrile I LLC	LTCICFComment	0
100039	Perkins Country Manor	LTCCensusOrigin	HOUSTON GA PIKE MS
100367	Pikeville Nursing and Rehab Center	LTCResidentActivity	BEGINNING CENSUS SHB 90 DC 192 HAD REBILL (a patient's name was deleted for privacy) 12/19/2023 FOR DC AND HAD PUT 12/19/2024 IN ERROR
100725	Pineville Community Hospital LTC	LTCResidentActivity	NO BEDS WERE UTILIZED IN 2024
101281	Radcliff Veterans Center	LTCICFComment	NOT AN ICF
101281	Radcliff Veterans Center	LTCPCComment	NOT A PERSONAL CARE FACILITY
101116	Regency Manor North	LTCResidentActivity	LICENSE IS BEING HELD IN ABEYANCE
101333	Regency Memory Care	LTCICFComment	NO RESIDENTS ARE READY FOR TRANSITION AT THIS TIME AND NO RESIDENTS ARE CURRENTLY ON THE WAITING LIST FOR PLACEMENT.
101333	Regency Memory Care	LTCPCComment	FACILITY DID NOT HAVE ANY RESIDENTS DURING THE YEAR THAT MET THE SMI CRITERIA
100503	Regis Woods	LTCResidentActivity	BEDS WERE HELD IN ABEYANCE IN 2024

Table 31 - 2024 Long Term Care Facility Comments

License	Facility	Page	LTCMemo
100427	Ridgeway Nursing and Rehabilitation	LTCResidentActivity	ENDING 2023 CENSUS WAS ENTERED AS 91 BY PREVIOUS ADMINISTRATOR. CURRENT ADMINISTRATOR CONFIRMS THAT 2024 BEGINNING CENSUS IS CORRECT
100200	River Oaks Post Acute and Rehabilitation Center	LTCResidentActivity	RIVER OAKS STARTED BUSINESS ON MAY 1.2024. WE ONLY HAVE 6 MONTHS IN INFORMATION MAY TO DECEMBER.
100686	Rivers Bend Retirement Community	LTCCensusAge	0
100095	Rosedale Rest Home	LTCResidentActivity	LICENSE HELD IN ABEYANCE
100519	Salyersville Nursing and Rehabilitation Center	LTCCensusAge	NO PERSONAL CARE DATA
100519	Salyersville Nursing and Rehabilitation Center	LTCCensusDeath	NO PERSONAL CARE DATA
100519	Salyersville Nursing and Rehabilitation Center	LTCICFComment	NO DATA AT THIS TIME
100519	Salyersville Nursing and Rehabilitation Center	LTCPCComment	NO PERSONAL CARE DATA
100519	Salyersville Nursing and Rehabilitation Center	LTCResidentActivity	SALYERSVILLE NURSING AND REHAB CENTER DID NOT HAVE ANY PERSONAL CARE RESIDENTS IN 2024 PC BEDS IN ABEYANCE. NOT ALL NF BEDS IN OPERATIONS DUE TO CONVERTING 6 INTO SHORT TERM ROOMS. THEY ONLY HAVE ONE BED IN EACH ROOM
101339	Sanders Ridge Health Campus	LTCResidentActivity	ONLY HC REQUIRED
100505	Sansbury Care Center	LTCCensusOrigin	1 RESIDENT FROM NORFOLK COUNTY, MA; 1 RESIDENT FROM PIMA COUNTY, AZ; AND 1 RESIDENT FROM ESSEX COUNTY, MA
100347	Signature Healthcare at Colonial Rehab	LTCICFComment	NONE
100347	Signature Healthcare at Colonial Rehab	LTCPCComment	NO PERSONAL CARE BEDS
100233	Signature Healthcare at Glenview	LTCResidentActivity	BEDS WERE HELD IN ABEYANCE IN 2024
100602	Signature HealthCare at Jackson Manor	LTCCensusAge	CORRECTED END CENSUS TYPE A NUMBER OFF
100226	Signature Healthcare at Meadowview Rehab	LTCResidentActivity	LICENSED BEDS BEING HELD IN ABEYANCE
100570	Signature Healthcare at North Hardin Rehab	LTCPCComment	WE HAVE NO RESIDENTS IN OUR PERSONAL CARE BEDS
100630	Signature Healthcare at Tanbark Rehab	LTCResidentActivity	BEDS ARE BEING HELD IN ABEYANCE
101233	Signature Healthcare at U of L Mary and Elizabeth Hosp.	LTCResidentActivity	LICENSE BEING HELD IN ABEYANCE
100428	Signature Healthcare of East Louisville	LTCResidentActivity	1 BED OUT OF OPERATION
100162	Signature Healthcare of Elizabethtown	LTCCensusOrigin	POLK CO FLORIDA
100381	Signature Healthcare of Georgetown	LTCCensusOrigin	TEXAS UNDER 65 GEORGIA OVER 85

Table 31 - 2024 Long Term Care Facility Comments

License	Facility	Page	LTCMemo
100354	Signature Healthcare of Hartford Rehab and Wellnes	LTCResidentActivity	BEDS IN OPERATION IS LOWER DUE TO OFFERING PRIVATE ROOMS.
100524	Somerset Nursing and Rehabilitation Facility	LTCCensusOrigin	NEWTON, GA
100756	Spring Creek Post Acute and Rehab	LTCResidentActivity	WING 3 HAS 56 BEDS NOT IN USE AT THIS TIME. TEMPORARILY CLOSED
100704	St. Claire Medical Center TCU	LTCResidentActivity	10 BEDS ARE BEING HELD IN ABEYANCE
100760	St. Elizabeth Edgewood SNF	LTCResidentActivity	INCREASE IN BED COUNT 1/22/24 FROM 16 TO 24
100253	St. Matthews Transitional Care	LTCResidentActivity	BEDS HELD IN ABEYANCE
100290	Stanford Crossing	LTCResidentActivity	JOURNEY ACQUIRED FACILITY AS OF AUGUST 1ST 2024. THEREFORE WE ARE REPORTING FROM AUGUST THROUGH DECEMBER 2024.
100420	Taylor Manor Nursing Home	LTCResidentActivity	WE HAD A RESIDENT TRANSFER FROM OUR INTERMEDIATE CARE SECTION TO OUR NURSING HOME SECTION ON JAN 1 2024
101207	The Homeplace at Midway	LTCResidentActivity	PC BEDS CONVERTED TO AL-DC
100438	The Jordan Center	LTCResidentActivity	THERE WERE NO PC PATIENTS IN 2024
100266	The Pavilion at Kenton	LTCResidentActivity	POTENTIAL PATIENT DAYS ARE 82 X'S 366 AND APPEAR TO BE ACCURATE
100055	The Seasons at Alexandria	LTCResidentActivity	114 WAS PREVIOUSLY ADDED AS THE BEGINNING CENSUS. A BED HOLD WAS MISTAKENLY ADDED IN THAT NUMBER.
101384	The Springs at Oldham Reserve	LTCResidentActivity	UNABLE TO FILL OUT PERSONAL CARE
100737	The Terrace Nursing and Rehabilitation	LTCCensusOrigin	OTHER = NC/SC/CA
100326	The Village of Lebanon II	LTCResidentActivity	PC BEDS HELD IN ABEYANCE
101286	The Willows at Fritz Farm	LTCCensusAge	SWITCHED FROM PC TO AL AUGUST 2024
101286	The Willows at Fritz Farm	LTCCensusDeath	SWITCHED FROM PC TO AL AUGUST 2024
101286	The Willows at Fritz Farm	LTCPCComment	SWITCHED FROM PC TO AL AUGUST 2024
101286	The Willows at Fritz Farm	LTCResidentActivity	SWITCHED FROM PC TO AL ON AUGUST 2024
101136	The Willows at Hamburg	LTCICFComment	THE WILLOWS AT HAMBURG DID NOT HAVE ANY RESIDENTS READY TO TRANSITION.
101136	The Willows at Hamburg	LTCPCComment	THE WILLOWS AT HAMBURG DID NOT HAVE ANY RESIDENTS DURING 2023 THAT MET THE SMI CRITERIA.
100513	The Willows at Springhurst	LTCICFComment	DOES NOT APPLY
100513	The Willows at Springhurst	LTCPCComment	DOES NOT APPLY
100957	Trinity Station Retirement Community	LTCICFComment	NONE
100511	Vanceburg Hills	LTCPCComment	NO PERSONAL CARE PROVIDED IN 2024
100511	Vanceburg Hills	LTCResidentActivity	PC BEDS WERE NOT UTILIZED AFTER OCT
100261	Venture Home of Paintsville	LTCResidentActivity	LICENSE BEING HELD IN ABEYANCE
100429	Village Care Center	LTCCensusOrigin	ARIZONA
100889	Wesley Village	LTCPCComment	WESLEY VILLAGE HAD NO RESIDENTS THAT MET THE SMI CRITERIA IN 2024

Table 31 - 2024 Long Term Care Facility Comments

License	Facility	Page	LTCMemo
100889	Wesley Village	LTCResidentActivity	IC LICENSED FOR 2 BEDS IN 1 ROOM, HELD PRIVATE IN 2024. NH-CCRC LICENSED FOR 36 BEDS IN 30 APARTMENTS, PC LICENSED FOR 28 PC BEDS IN 20 APARTMENTS. ALL 1&2 BEDROOM APTS ARE LICENSED FOR 2 PERSONS. WV HAD NO RESIDENTS THAT MET THE SMI CRITERIA FOR 2024.
100340	West Liberty Nursing and Rehabilitation Center	LTCResidentActivity	BEDS WERE IN OPERATION, BUT THERE WERE NO ADMISSIONS
101144	Westport Place Health Campus	LTCResidentActivity	2 ROOMS ARE LICENSED FOR DUAL OCCUPANCY BUT BEING UTILIZED AS PRIVATE
100349	Willowbrook Healthcare	LTCResidentActivity	BEDS HELD IN ABEYANCE