

Kentucky All Schedule Prescription Electronic Reporting

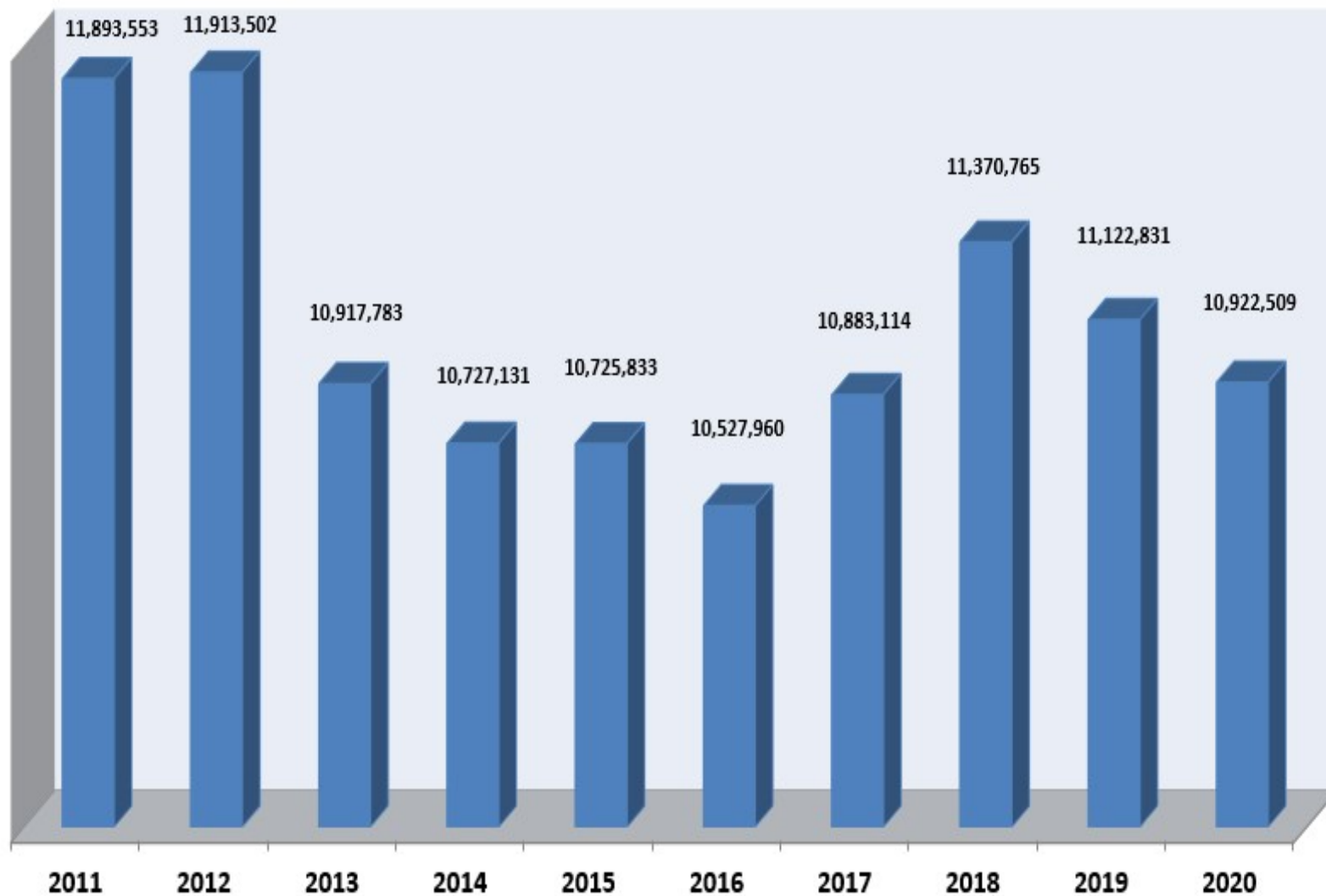
Quarterly Trend Report 4th Quarter 2020

Cabinet for Health and Family Services
Office of Inspector General
275 E. Main Street
Frankfort, KY 40621

Kentucky
UNBRIDLED SPIRIT™



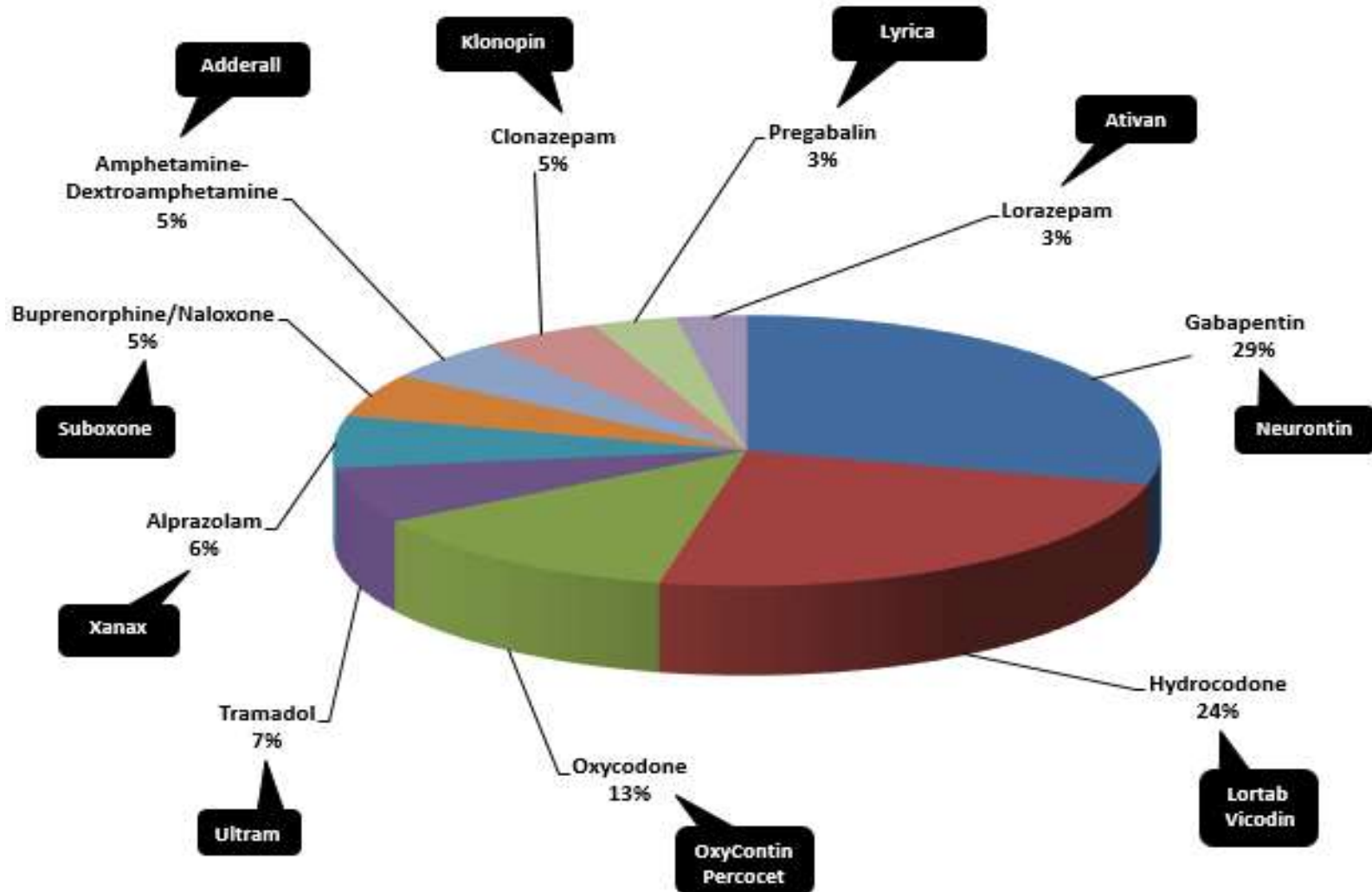
KASPER Records Added 2011 – Q4 2020



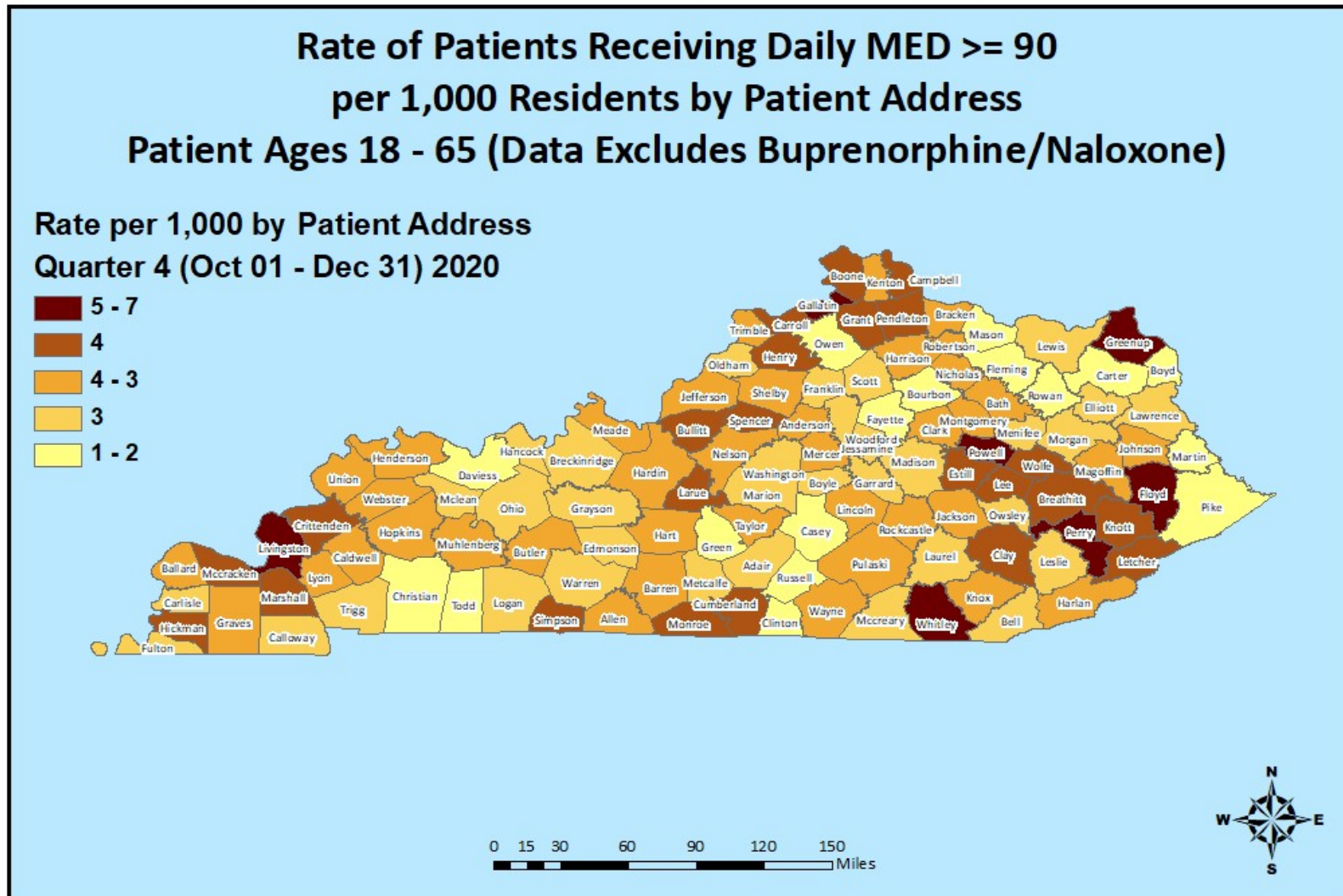
Cabinet for Health and Family Services



Top Prescribed Controlled Substances by Therapeutic Category by Doses – Q4 2020



Opioid Morphine Equivalent Dose (MED) Data Q4 2020

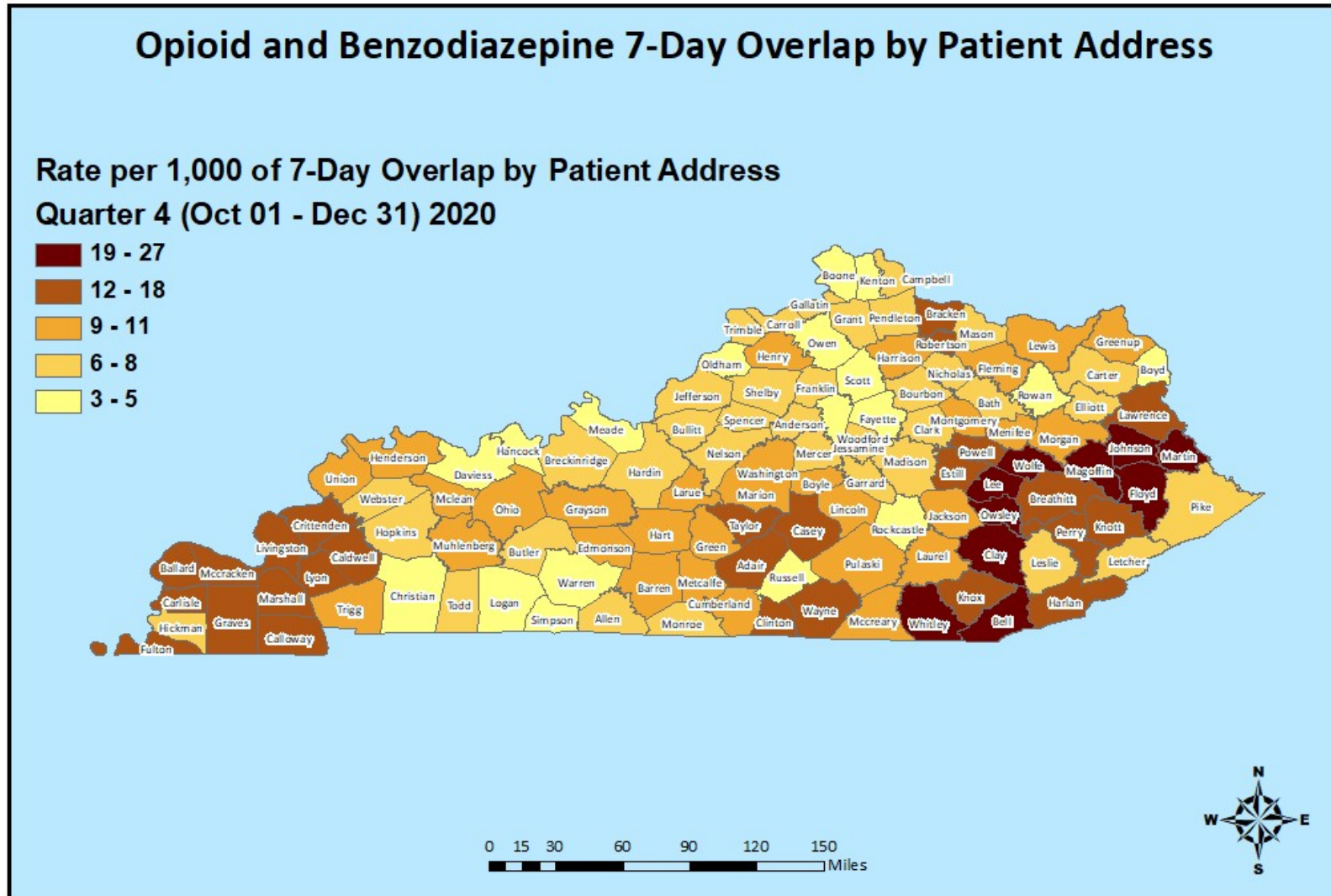


Opioid Morphine Equivalent Dose (MED) Data Q4 2020

**Rate of Patients Receiving Daily Morphine Equivalent Dosage \geq 90 per 1,000 Residents for Quarter 4, 2020
Patient Ages 18 - 65 (Data Excludes Buprenorphine/Naloxone)**

COUNTY	PER 1000	COUNTY	PER 1000	COUNTY	PER 1000	COUNTY	PER 1000
ADAIR	2	EDMONSON	3	KNOX	3	NICHOLAS	3
ALLEN	3	ELLIOTT	2	LARUE	4	OHIO	2
ANDERSON	3	ESTILL	4	LAUREL	2	OLDHAM	2
BALLARD	3	FAYETTE	2	LAWRENCE	2	OWEN	2
BARREN	3	FLEMING	2	LEE	4	OWSLEY	2
BATH	3	FLOYD	5	LESLIE	3	PENDLETON	4
BELL	2	FRANKLIN	3	LETCHER	3	PERRY	5
BOONE	4	FULTON	3	LEWIS	3	PIKE	2
BOURBON	2	GALLATIN	5	LINCOLN	3	POWELL	6
BOYD	1	GARRARD	3	LIVINGSTON	7	PULASKI	3
BOYLE	2	GRANT	4	LOGAN	3	ROBERTSON	3
BRACKEN	3	GRAVES	3	LYON	3	ROCKCASTLE	3
BREATHITT	4	GRAYSON	3	MADISON	3	ROWAN	2
BRECKINRIDGE	2	GREEN	2	MAGOFFIN	3	RUSSELL	1
BULLITT	4	GREENUP	5	MARION	3	SCOTT	3
BUTLER	3	HANCOCK	2	MARSHALL	4	SHELBY	3
CALDWELL	3	HARDIN	3	MARTIN	1	SIMPSON	4
CALLOWAY	2	HARLAN	3	MASON	1	SPENCER	4
CAMPBELL	4	HARRISON	3	MCCRACKEN	3	TAYLOR	3
CARLISLE	2	HART	3	MCCREARY	2	TODD	2
CARROLL	4	HENDERSON	3	MCLEAN	3	TRIGG	2
CARTER	2	HENRY	4	MEADE	3	TRIMBLE	3
CASEY	2	HICKMAN	3	MENIFEE	3	UNION	3
CHRISTIAN	2	HOPKINS	3	MERCER	3	WARREN	3
CLARK	3	JACKSON	3	METCALFE	2	WASHINGTON	3
CLAY	4	JEFFERSON	3	MONROE	4	WAYNE	3
CLINTON	2	JESSAMINE	3	MONTGOMERY	3	WEBSTER	3
CRITTENDEN	3	JOHNSON	3	MORGAN	2	WHITLEY	5
CUMBERLAND	4	KENTON	3	MUHLENBERG	3	WOLFE	3
DAVISS	1	KNOTT	4	NELSON	3	WOODFORD	2

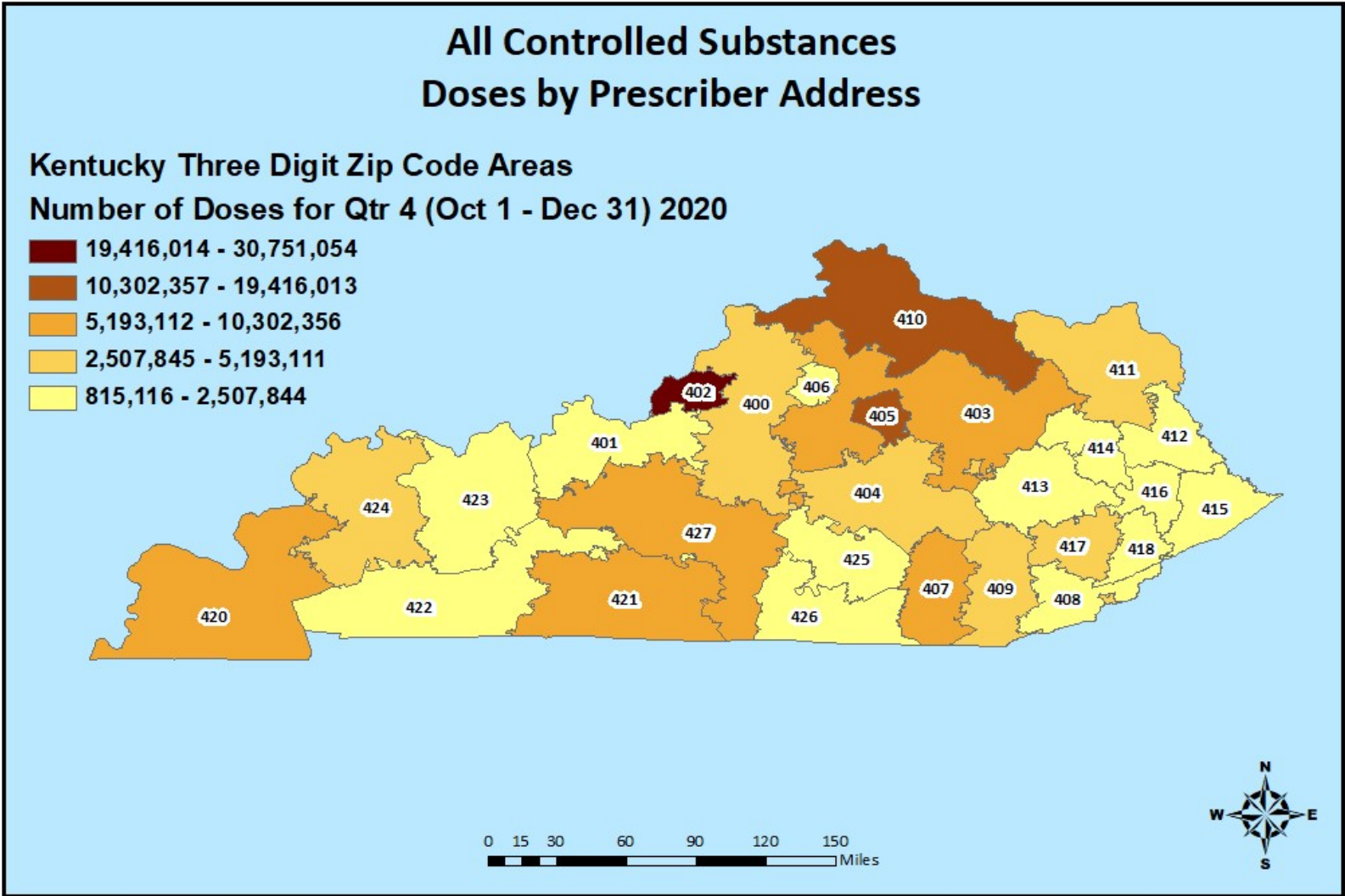
Patients with Seven or More Days of Overlapping Opioid and Benzodiazepine Prescriptions Q4 2020



Patients with Seven or More Days of Overlapping Opioid and Benzodiazepine Prescriptions Q4 2020

Rate of Patients With at Least a 7-Day Overlap of Opioids and Benzodiazepines per 1,000 for Quarter 4, 2020							
COUNTY	PER 1000	COUNTY	PER 1000	COUNTY	PER 1000	COUNTY	PER 1000
ADAIR	12	EDMONSON	8	KNOX	15	NICHOLAS	8
ALLEN	7	ELLIOTT	6	LARUE	11	OHIO	8
ANDERSON	7	ESTILL	13	LAUREL	9	OLDHAM	4
BALLARD	13	FAYETTE	4	LAWRENCE	12	OWEN	5
BARREN	9	FLEMING	8	LEE	25	OWSLEY	23
BATH	7	FLOYD	22	LESLIE	7	PENDLETON	7
BELL	27	FRANKLIN	6	LETCHER	6	PERRY	16
BOONE	5	FULTON	12	LEWIS	8	PIKE	6
BOURBON	6	GALLATIN	6	LINCOLN	9	POWELL	16
BOYD	4	GARRARD	7	LIVINGSTON	18	PULASKI	10
BOYLE	10	GRANT	6	LOGAN	5	ROBERTSON	15
BRACKEN	14	GRAVES	14	LYON	16	ROCKCASTLE	5
BREATHITT	15	GRAYSON	9	MADISON	6	ROWAN	5
BRECKINRIDGE	7	GREEN	9	MAGOFFIN	20	RUSSELL	3
BULLITT	6	GREENUP	9	MARION	8	SCOTT	5
BUTLER	6	HANCOCK	5	MARSHALL	16	SHELBY	7
CALDWELL	12	HARDIN	6	MARTIN	18	SIMPSON	4
CALLOWAY	14	HARLAN	13	MASON	7	SPENCER	7
CAMPBELL	6	HARRISON	9	MCCRACKEN	14	TAYLOR	12
CARLISLE	16	HART	8	MCCREARY	8	TODD	6
CARROLL	6	HENDERSON	10	MCLEAN	8	TRIGG	9
CARTER	7	HENRY	8	MEADE	4	TRIMBLE	6
CASEY	12	HICKMAN	8	MENIFEE	9	UNION	11
CHRISTIAN	5	HOPKINS	7	MERCER	7	WARREN	5
CLARK	6	JACKSON	8	METCALFE	10	WASHINGTON	8
CLAY	23	JEFFERSON	6	MONROE	8	WAYNE	15
CLINTON	13	JESSAMINE	6	MONTGOMERY	10	WEBSTER	7
CRITTENDEN	12	JOHNSON	21	MORGAN	9	WHITLEY	20
CUMBERLAND	10	KENTON	5	MUHLENBERG	9	WOLFE	19
DAVISS	4	KNOTT	15	NELSON	7	WOODFORD	5

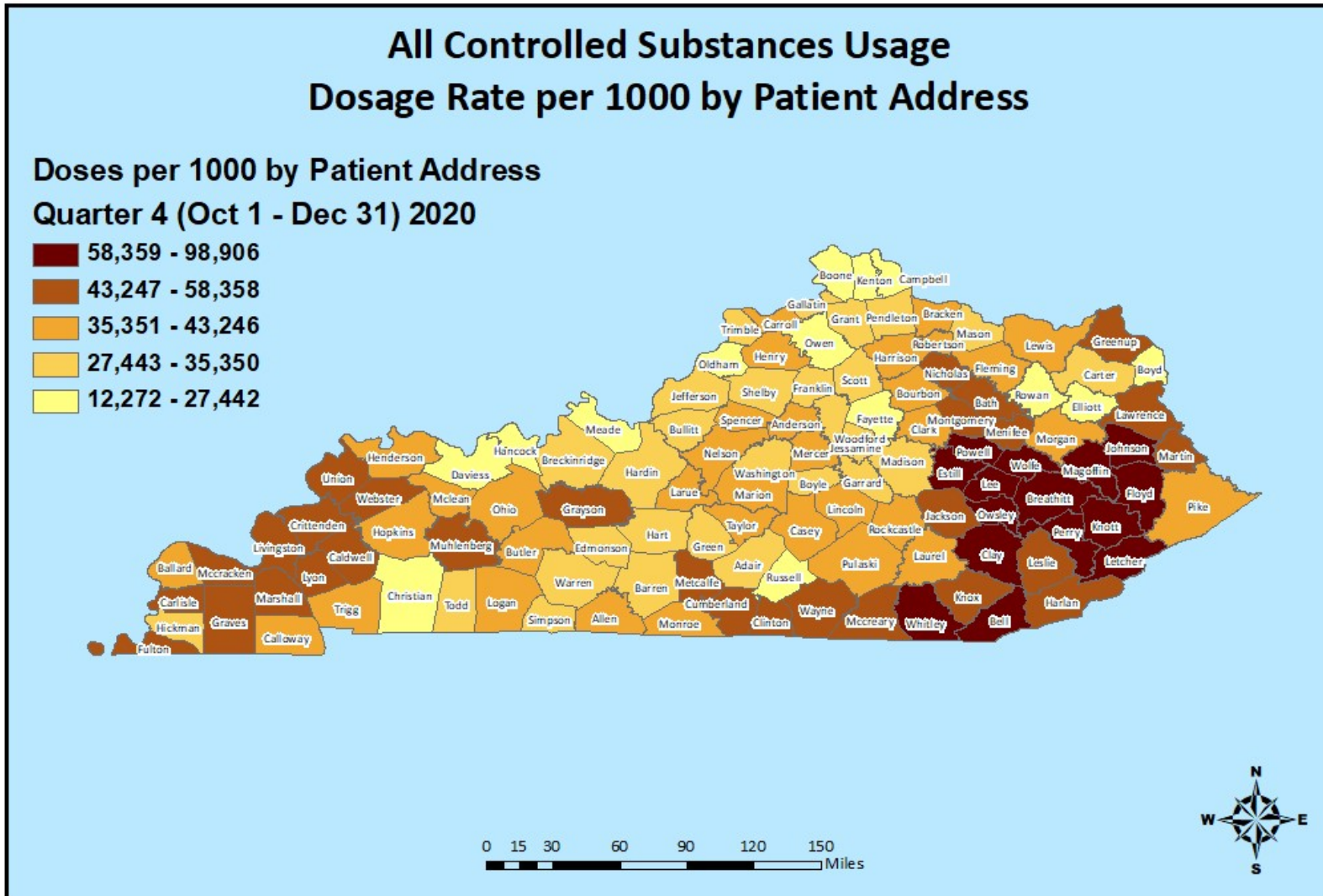
Controlled Substance Prescribing Q4 2020



Controlled Substance Prescribing Q4 2020

3 Digit Zip	Doses By Prescriber Zip-Actual Number of all Controlled Substances for Quarter 4, 2020
400	4,208,976
401	1,410,989
402	30,751,054
403	7,216,450
404	5,193,111
405	19,416,013
406	1,236,539
407	5,985,352
408	954,521
409	3,219,586
410	13,062,856
411	3,929,441
412	2,190,121
413	2,071,576
414	1,004,450
415	815,116
416	2,290,621
417	3,877,721
418	906,122
420	10,302,356
421	8,947,819
422	2,167,737
423	2,507,844
424	4,317,979
425	2,395,900
426	1,439,233
427	6,056,497
Totals	147,875,980

Controlled Substance Usage Q4 2020



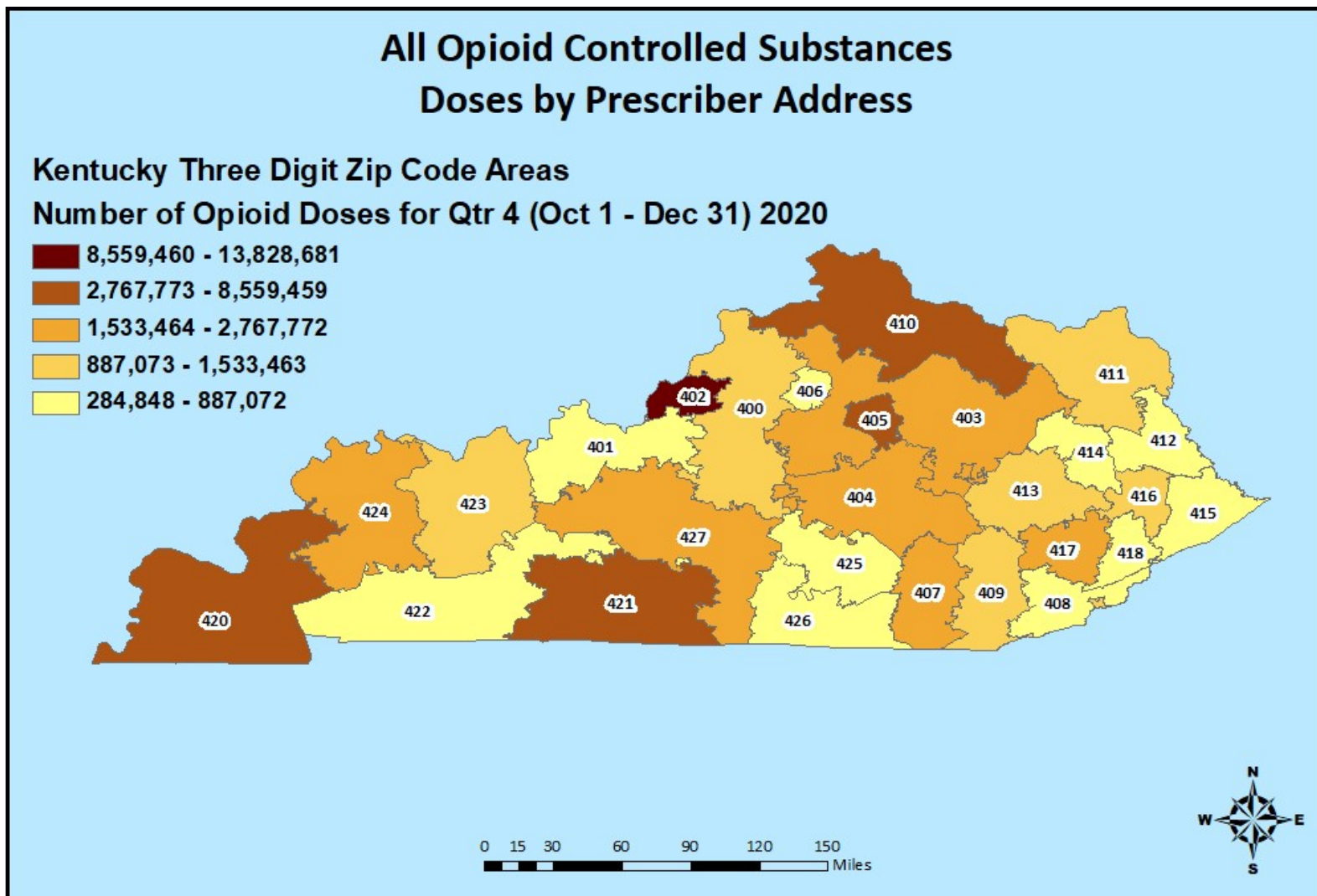
Controlled Substance Usage Q4 2020

Actual Number of All Controlled Substances Doses for Quarter 4, 2020							
COUNTY	# DOSES	COUNTY	# DOSES	COUNTY	# DOSES	COUNTY	# DOSES
ADAIR	677,970	EDMONSON	388,361	KNOX	1,544,497	NICHOLAS	322,200
ALLEN	766,861	ELLIOTT	172,677	LARUE	589,544	OHIO	988,427
ANDERSON	802,884	ESTILL	852,652	LAUREL	2,446,178	OLDHAM	1,473,406
BALLARD	296,247	FAYETTE	7,346,851	LAWRENCE	746,756	OWEN	288,646
BARREN	1,497,350	FLEMING	540,261	LEE	522,476	OWSLEY	444,185
BATH	540,656	FLOYD	2,801,070	LESLIE	536,058	PENDLETON	441,023
BELL	1,661,744	FRANKLIN	1,563,538	LETCHER	1,371,270	PERRY	2,137,628
BOONE	3,423,476	FULTON	274,327	LEWIS	539,932	PIKE	2,281,992
BOURBON	745,910	GALLATIN	267,072	LINCOLN	955,138	POWELL	806,338
BOYD	1,060,268	GARRARD	545,344	LIVINGSTON	525,599	PULASKI	2,522,785
BOYLE	1,054,570	GRANT	751,761	LOGAN	984,365	ROBERTSON	87,052
BRACKEN	348,945	GRAVES	1,711,493	LYON	378,617	ROCKCASTLE	663,331
BREATHITT	820,358	GRAYSON	1,306,349	MADISON	3,053,871	ROWAN	670,987
BRECKINRIDGE	669,670	GREEN	390,972	MAGOFFIN	866,786	RUSSELL	217,492
BULLITT	2,436,331	GREENUP	1,732,119	MARION	690,944	SCOTT	1,569,040
BUTLER	467,419	HANCOCK	234,984	MARSHALL	1,496,448	SHELBY	1,432,911
CALDWELL	574,918	HARDIN	3,547,895	MARTIN	700,415	SIMPSON	575,361
CALLOWAY	1,433,938	HARLAN	1,534,886	MASON	511,169	SPENCER	732,215
CAMPBELL	2,509,266	HARRISON	753,272	MCCRACKEN	3,018,554	TAYLOR	1,077,838
CARLISLE	222,823	HART	640,829	MCCREARY	777,102	TODD	408,629
CARROLL	454,352	HENDERSON	2,000,271	MCLEAN	409,253	TRIGG	532,532
CARTER	879,558	HENRY	565,090	MEADE	643,084	TRIMBLE	249,729
CASEY	566,894	HICKMAN	142,857	MENIFEE	296,413	UNION	649,939
CHRISTIAN	1,734,004	HOPKINS	1,935,023	MERCER	779,078	WARREN	3,603,714
CLARK	1,437,324	JACKSON	631,513	METCALFE	439,568	WASHINGTON	392,523
CLAY	1,737,281	JEFFERSON	22,482,357	MONROE	433,004	WAYNE	938,120
CLINTON	468,387	JESSAMINE	1,720,881	MONTGOMERY	1,274,287	WEBSTER	678,857
CRITTENDEN	429,880	JOHNSON	1,375,036	MORGAN	567,760	WHITLEY	2,681,296
CUMBERLAND	300,265	KENTON	3,846,213	MUHLENBERG	1,651,186	WOLFE	428,689
DAVISS	2,116,462	KNOTT	1,033,514	NELSON	1,704,293	WOODFORD	797,015
TOTAL						155,773,024	

Per 1000 Controlled Substance Usage Q4 2020

Actual Number of All Controlled Substances Doses per 1,000 Residents for Quarter 4, 2020							
COUNTY	PER 1000	COUNTY	PER 1000	COUNTY	PER 1000	COUNTY	PER 1000
ADAIR	35,164	EDMONSON	32,059	KNOX	48,742	NICHOLAS	45,483
ALLEN	37,170	ELLIOTT	22,757	LARUE	41,823	OHIO	40,546
ANDERSON	36,234	ESTILL	59,597	LAUREL	40,600	OLDHAM	22,474
BALLARD	36,783	FAYETTE	23,071	LAWRENCE	47,075	OWEN	27,123
BARREN	34,036	FLEMING	37,241	LEE	79,404	OWSLEY	98,906
BATH	43,859	FLOYD	75,480	LESLIE	50,869	PENDLETON	30,290
BELL	61,281	FRANKLIN	30,924	LETCHER	60,215	PERRY	78,178
BOONE	26,634	FULTON	44,397	LEWIS	40,168	PIKE	37,685
BOURBON	37,240	GALLATIN	31,022	LINCOLN	39,190	POWELL	65,513
BOYD	22,028	GARRARD	31,537	LIVINGSTON	56,705	PULASKI	39,446
BOYLE	35,131	GRANT	30,163	LOGAN	37,016	ROBERTSON	40,395
BRACKEN	41,541	GRAVES	46,030	LYON	46,922	ROCKCASTLE	39,367
BREATHITT	61,755	GRAYSON	49,891	MADISON	34,104	ROWAN	27,442
BRECKINRIDGE	33,549	GREEN	35,350	MAGOFFIN	68,337	RUSSELL	12,272
BULLITT	30,781	GREENUP	48,258	MARION	35,977	SCOTT	29,071
BUTLER	36,389	HANCOCK	26,672	MARSHALL	47,711	SHELBY	30,876
CALDWELL	45,745	HARDIN	33,060	MARTIN	58,358	SIMPSON	31,818
CALLOWAY	37,306	HARLAN	56,496	MASON	29,736	SPENCER	40,069
CAMPBELL	27,212	HARRISON	40,399	MCCRACKEN	46,324	TAYLOR	42,440
CARLISLE	45,896	HART	34,403	MCCREARY	44,378	TODD	33,235
CARROLL	42,546	HENDERSON	43,246	MCLEAN	43,193	TRIGG	37,334
CARTER	32,521	HENRY	35,724	MEADE	22,864	TRIMBLE	28,971
CASEY	35,845	HICKMAN	30,875	MENIFEE	46,257	UNION	43,679
CHRISTIAN	23,967	HOPKINS	42,154	MERCER	36,275	WARREN	28,708
CLARK	40,127	JACKSON	47,241	METCALFE	43,878	WASHINGTON	32,203
CLAY	83,660	JEFFERSON	29,375	MONROE	40,896	WAYNE	45,867
CLINTON	46,024	JESSAMINE	32,868	MONTGOMERY	45,886	WEBSTER	50,981
CRITTENDEN	46,787	JOHNSON	59,841	MORGAN	42,695	WHITLEY	74,282
CUMBERLAND	44,563	KENTON	23,318	MUHLENBERG	53,216	WOLFE	59,881
DAVISS	21,234	KNOTT	66,490	NELSON	37,408	WOODFORD	30,509

Opioid Prescribing Q4 2020



Opioid Prescribing Q4 2020

3 Digit Zip	Doses By Prescriber Zip-Actual Number of All Opioids for Quarter 4, 2020
400	1,420,360
401	472,682
402	13,828,681
403	2,548,950
404	2,266,384
405	8,559,459
406	630,451
407	2,767,772
408	444,454
409	1,533,463
410	4,766,546
411	1,460,476
412	887,072
413	1,038,722
414	476,439
415	284,848
416	992,116
417	2,017,443
418	393,046
420	4,528,297
421	4,281,675
422	703,444
423	1,015,927
424	1,892,747
425	828,926
426	681,154
427	2,539,574
Totals	63,261,108

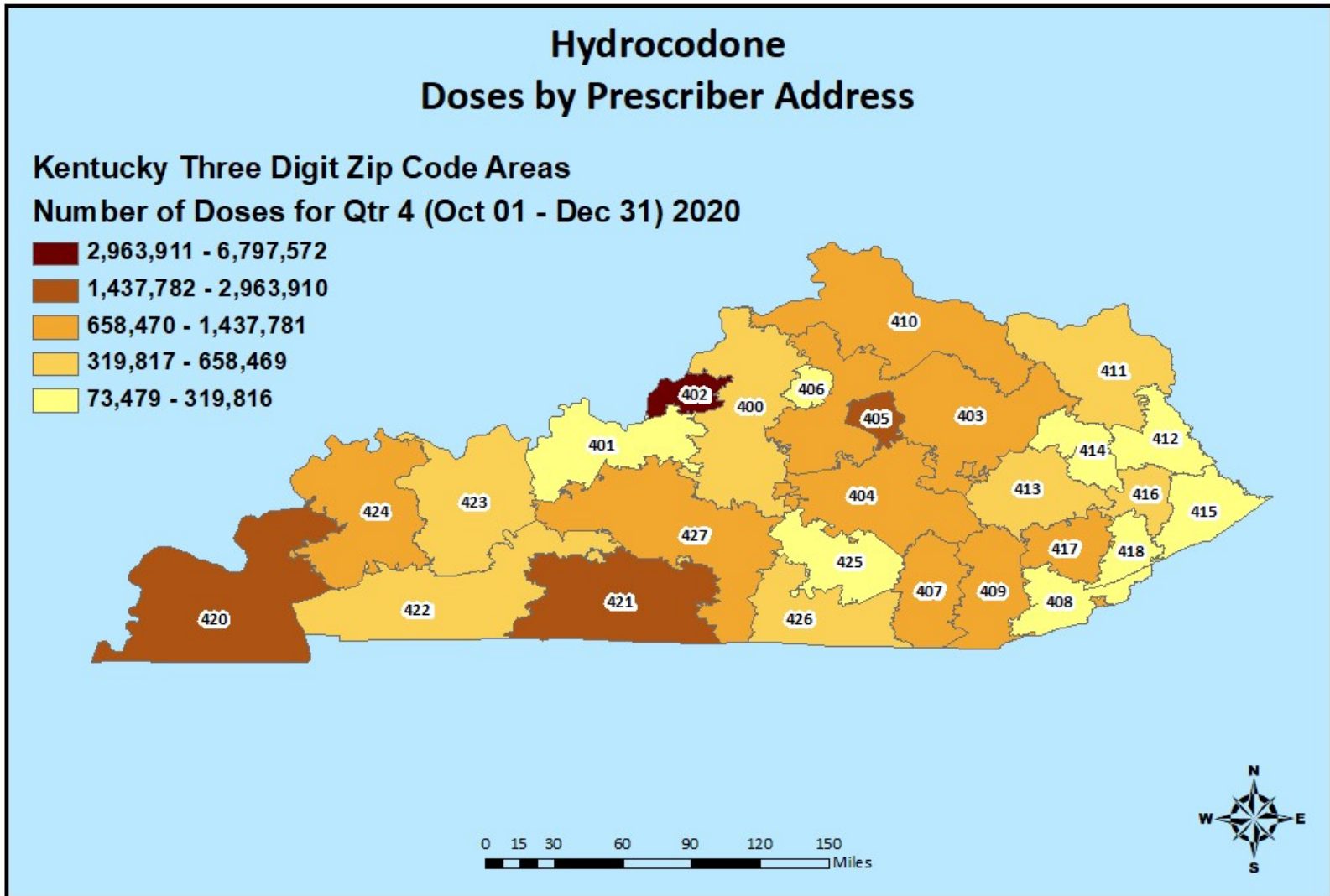
Opioid Usage Q4 2020

Actual Number of All Opioid Doses for Quarter 4, 2020							
COUNTY	# DOSES	COUNTY	# DOSES	COUNTY	# DOSES	COUNTY	# DOSES
ADAIR	317,565	EDMONSON	192,026	KNOX	687,856	NICHOLAS	135,412
ALLEN	371,773	ELLIOTT	77,037	LARUE	255,429	OHIO	468,855
ANDERSON	355,525	ESTILL	405,582	LAUREL	1,089,814	OLDHAM	511,756
BALLARD	137,274	FAYETTE	2,511,583	LAWRENCE	319,062	OWEN	121,097
BARREN	676,055	FLEMING	206,600	LEE	241,446	OWSLEY	215,411
BATH	235,523	FLOYD	1,362,192	LESLIE	302,895	PENDLETON	187,651
BELL	820,860	FRANKLIN	649,986	LETCHER	637,522	PERRY	1,043,374
BOONE	1,267,183	FULTON	130,392	LEWIS	227,630	PIKE	1,029,891
BOURBON	305,748	GALLATIN	124,024	LINCOLN	429,606	POWELL	380,179
BOYD	394,726	GARRARD	237,810	LIVINGSTON	250,914	PULASKI	1,068,839
BOYLE	430,998	GRANT	330,217	LOGAN	448,245	ROBERTSON	32,006
BRACKEN	138,079	GRAVES	704,626	LYON	169,027	ROCKCASTLE	359,564
BREATHITT	394,970	GRAYSON	583,521	MADISON	1,329,723	ROWAN	290,368
BRECKINRIDGE	297,701	GREEN	180,803	MAGOFFIN	399,638	RUSSELL	95,978
BULLITT	1,101,390	GREENUP	637,343	MARION	311,338	SCOTT	626,293
BUTLER	222,743	HANCOCK	106,669	MARSHALL	634,806	SHELBY	602,789
CALDWELL	239,802	HARDIN	1,531,867	MARTIN	270,926	SIMPSON	266,522
CALLOWAY	564,539	HARLAN	760,680	MASON	172,387	SPENCER	314,504
CAMPBELL	960,731	HARRISON	292,877	MCCRACKEN	1,263,341	TAYLOR	487,014
CARLISLE	100,296	HART	296,982	MCCREARY	382,264	TODD	179,939
CARROLL	213,955	HENDERSON	864,034	MCLEAN	196,850	TRIGG	229,251
CARTER	368,880	HENRY	248,841	MEADE	290,032	TRIMBLE	123,486
CASEY	254,691	HICKMAN	58,834	MENIFEE	140,051	UNION	311,546
CHRISTIAN	739,758	HOPKINS	960,226	MERCER	320,504	WARREN	1,561,515
CLARK	607,423	JACKSON	280,367	METCALFE	206,028	WASHINGTON	173,421
CLAY	844,890	JEFFERSON	9,492,277	MONROE	200,855	WAYNE	484,270
CLINTON	240,576	JESSAMINE	679,500	MONTGOMERY	538,704	WEBSTER	329,706
CRITTENDEN	211,212	JOHNSON	617,496	MORGAN	262,323	WHITLEY	1,178,103
CUMBERLAND	152,380	KENTON	1,445,764	MUHLENBERG	808,440	WOLFE	195,775
DAVISS	891,930	KNOTT	511,225	NELSON	752,040	WOODFORD	310,115
TOTAL						67,194,883	

Per 1000 Opioid Usage Q4 2020

Actual Number of All Opioid Doses per 1,000 Residents for Quarter 4, 2020							
COUNTY	PER 1000	COUNTY	PER 1000	COUNTY	PER 1000	COUNTY	PER 1000
ADAIR	16,471	EDMONSON	15,852	KNOX	21,708	NICHOLAS	19,115
ALLEN	18,020	ELLIOTT	10,152	LARUE	18,121	OHIO	19,233
ANDERSON	16,045	ESTILL	28,349	LAUREL	18,088	OLDHAM	7,806
BALLARD	17,044	FAYETTE	7,887	LAWRENCE	20,114	OWEN	11,379
BARREN	15,367	FLEMING	14,241	LEE	36,694	OWSLEY	47,965
BATH	19,106	FLOYD	36,707	LESLIE	28,743	PENDLETON	12,888
BELL	30,271	FRANKLIN	12,856	LETCHER	27,995	PERRY	38,159
BOONE	9,859	FULTON	21,102	LEWIS	16,934	PIKE	17,008
BOURBON	15,265	GALLATIN	14,406	LINCOLN	17,627	POWELL	30,889
BOYD	8,201	GARRARD	13,753	LIVINGSTON	27,070	PULASKI	16,712
BOYLE	14,358	GRANT	13,249	LOGAN	16,856	ROBERTSON	14,852
BRACKEN	16,438	GRAVES	18,951	LYON	20,948	ROCKCASTLE	21,339
BREATHITT	29,733	GRAYSON	22,285	MADISON	14,849	ROWAN	11,876
BRECKINRIDGE	14,914	GREEN	16,347	MAGOFFIN	31,507	RUSSELL	5,416
BULLITT	13,915	GREENUP	17,757	MARION	16,211	SCOTT	11,604
BUTLER	17,341	HANCOCK	12,108	MARSHALL	20,239	SHELBY	12,989
CALDWELL	19,080	HARDIN	14,274	MARTIN	22,573	SIMPSON	14,739
CALLOWAY	14,687	HARLAN	27,999	MASON	10,028	SPENCER	17,210
CAMPBELL	10,419	HARRISON	15,707	MCCRACKEN	19,388	TAYLOR	19,176
CARLISLE	20,658	HART	15,944	MCCREARY	21,830	TODD	14,635
CARROLL	20,035	HENDERSON	18,681	MCLEAN	20,776	TRIGG	16,072
CARTER	13,639	HENRY	15,732	MEADE	10,312	TRIMBLE	14,326
CASEY	16,104	HICKMAN	12,715	MENIFEE	21,856	UNION	20,937
CHRISTIAN	10,225	HOPKINS	20,918	MERCER	14,923	WARREN	12,439
CLARK	16,958	JACKSON	20,973	METCALFE	20,566	WASHINGTON	14,228
CLAY	40,686	JEFFERSON	12,402	MONROE	18,970	WAYNE	23,677
CLINTON	23,639	JESSAMINE	12,978	MONTGOMERY	19,398	WEBSTER	24,760
CRITTENDEN	22,988	JOHNSON	26,873	MORGAN	19,727	WHITLEY	32,638
CUMBERLAND	22,615	KENTON	8,765	MUHLENBERG	26,055	WOLFE	27,347
DAVISS	8,948	KNOTT	32,889	NELSON	16,507	WOODFORD	11,871

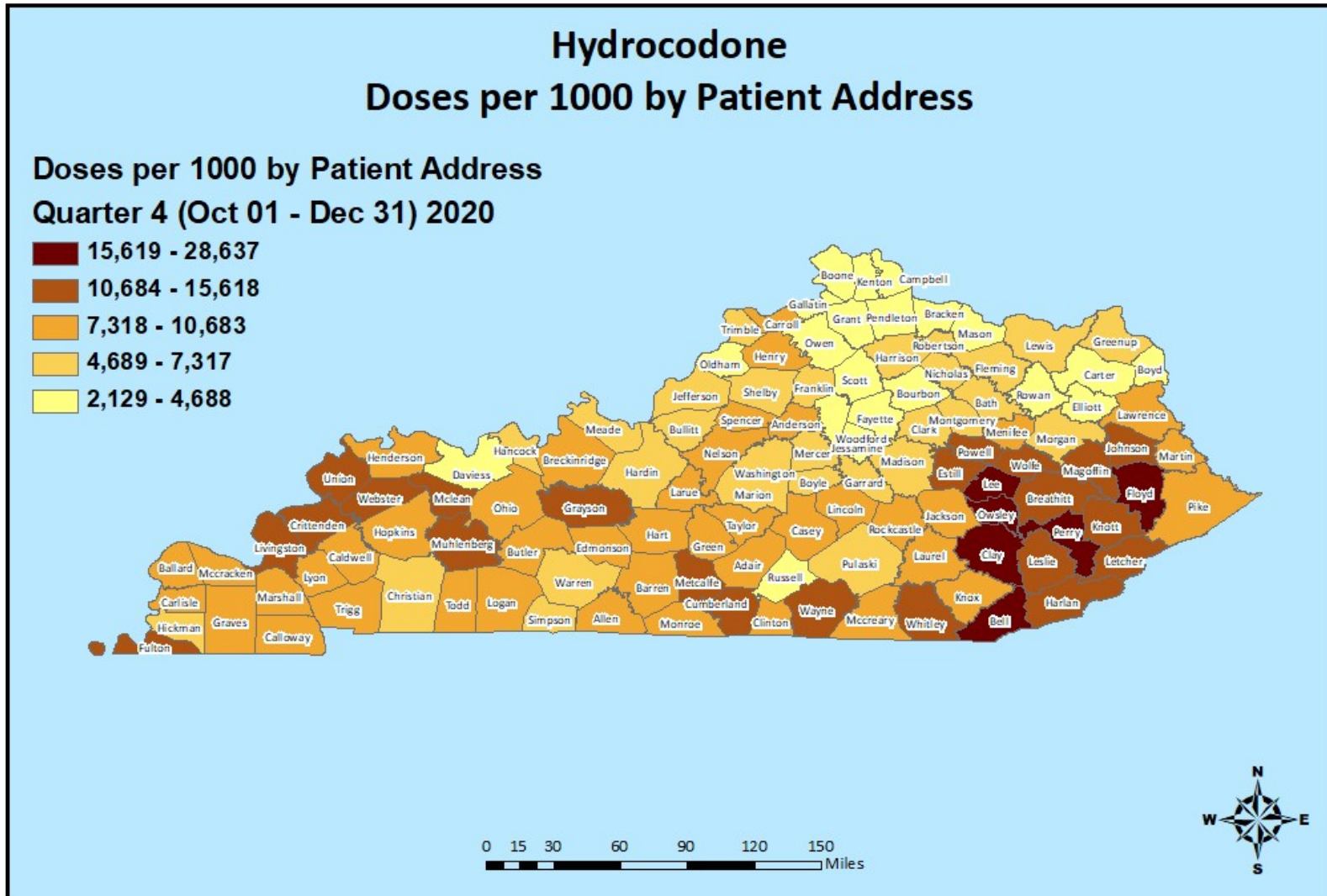
Hydrocodone Prescribing Q4 2020



Hydrocodone Prescribing Q4 2020

3 Digit Zip	Doses By Prescriber Zip-Actual Number of all Hydrocodone Doses for Quarter 4, 2020
400	658,469
401	224,517
402	6,797,572
403	950,927
404	1,013,314
405	2,963,910
406	250,903
407	1,437,781
408	204,596
409	883,688
410	1,349,032
411	537,276
412	307,400
413	527,750
414	232,547
415	73,479
416	491,958
417	1,240,541
418	111,838
420	2,234,323
421	2,391,135
422	393,452
423	518,475
424	1,035,796
425	319,816
426	378,179
427	1,251,634
Totals	28,780,308

Hydrocodone Usage Q4 2020



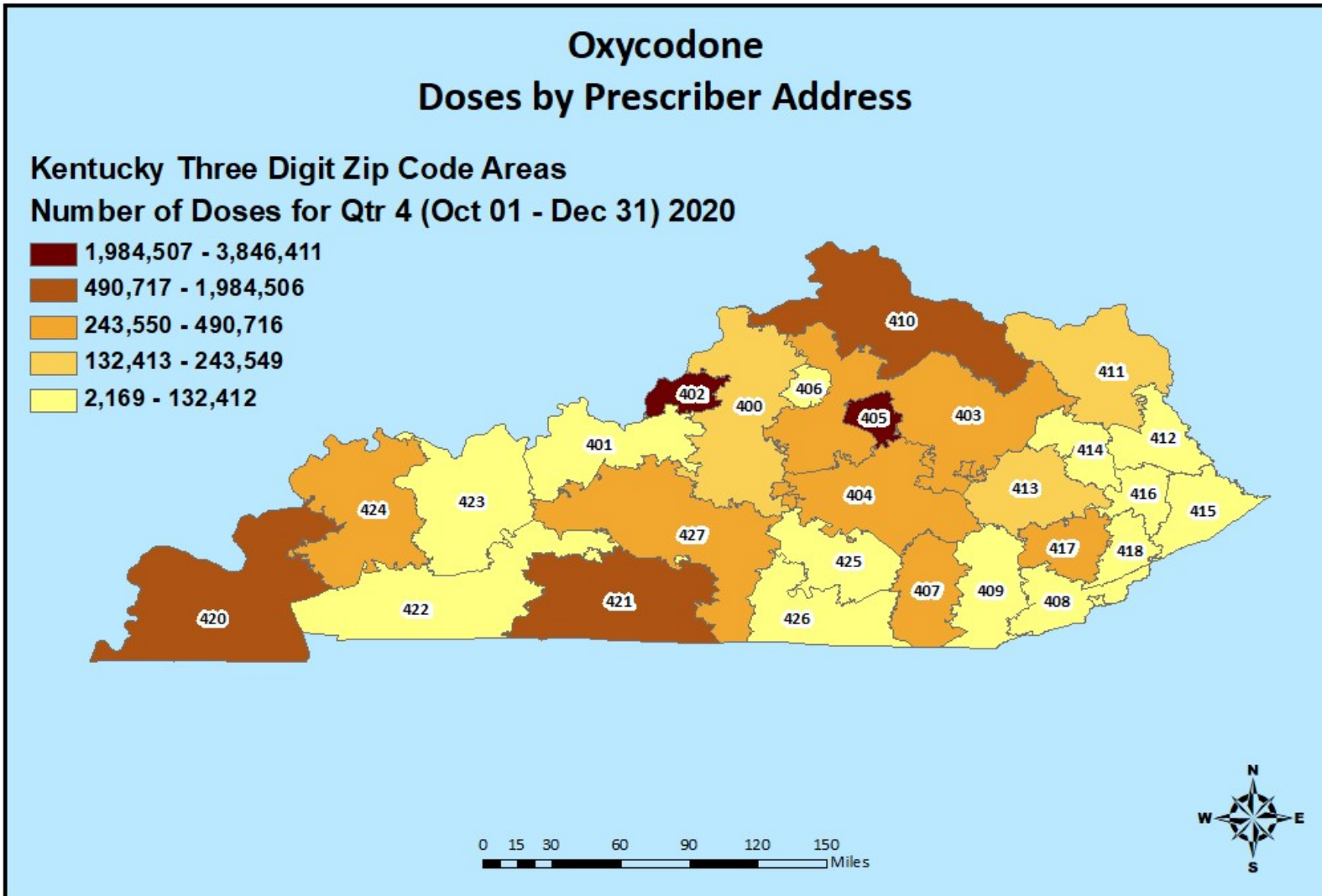
Hydrocodone Usage Q4 2020

Actual Number of Hydrocodone Doses for Quarter 4, 2020							
COUNTY	# DOSES	COUNTY	# DOSES	COUNTY	# DOSES	COUNTY	# DOSES
ADAIR	168,404	EDMONSON	101,368	KNOX	335,386	NICHOLAS	42,767
ALLEN	220,396	ELLIOTT	25,042	LARUE	127,177	OHIO	239,755
ANDERSON	171,756	ESTILL	169,758	LAUREL	490,720	OLDHAM	240,277
BALLARD	72,042	FAYETTE	857,625	LAWRENCE	126,258	OWEN	38,330
BARREN	360,862	FLEMING	78,566	LEE	140,325	OWSLEY	128,607
BATH	75,235	FLOYD	644,239	LESLIE	155,189	PENDLETON	55,148
BELL	487,746	FRANKLIN	283,240	LETCHER	300,055	PERRY	504,710
BOONE	333,756	FULTON	72,675	LEWIS	84,641	PIKE	510,818
BOURBON	93,204	GALLATIN	38,042	LINCOLN	188,983	POWELL	163,740
BOYD	122,919	GARRARD	94,421	LIVINGSTON	125,249	PULASKI	436,218
BOYLE	203,465	GRANT	83,541	LOGAN	250,066	ROBERTSON	10,802
BRACKEN	39,375	GRAVES	348,519	LYON	76,164	ROCKCASTLE	171,070
BREATHITT	186,964	GRAYSON	311,503	MADISON	491,117	ROWAN	92,940
BRECKINRIDGE	159,464	GREEN	83,621	MAGOFFIN	183,097	RUSSELL	49,282
BULLITT	534,482	GREENUP	208,148	MARION	140,522	SCOTT	220,069
BUTLER	129,824	HANCOCK	53,203	MARSHALL	300,808	SHELBY	277,021
CALDWELL	103,596	HARDIN	707,682	MARTIN	102,876	SIMPSON	121,754
CALLOWAY	300,375	HARLAN	320,899	MASON	55,609	SPENCER	151,029
CAMPBELL	258,408	HARRISON	105,323	MCCRACKEN	619,320	TAYLOR	222,892
CARLISLE	46,669	HART	149,919	MCCREARY	164,252	TODD	105,651
CARROLL	87,952	HENDERSON	433,618	MCLEAN	115,976	TRIGG	109,521
CARTER	112,467	HENRY	122,615	MEADE	137,834	TRIMBLE	56,491
CASEY	124,156	HICKMAN	29,658	MENIFEE	56,442	UNION	165,044
CHRISTIAN	379,344	HOPKINS	482,951	MERCER	136,935	WARREN	802,089
CLARK	203,792	JACKSON	124,034	METCALFE	125,231	WASHINGTON	66,680
CLAY	481,865	JEFFERSON	4,843,170	MONROE	108,430	WAYNE	238,197
CLINTON	100,939	JESSAMINE	215,225	MONTGOMERY	178,529	WEBSTER	168,222
CRITTENDEN	107,356	JOHNSON	282,996	MORGAN	94,729	WHITLEY	520,914
CUMBERLAND	80,457	KENTON	351,127	MUHLENBERG	434,328	WOLFE	105,312
DAVISS	463,071	KNOTT	242,773	NELSON	348,508	WOODFORD	110,837
						TOTAL	30,396,785

Per 1000 Hydrocodone Usage Q4 2020

Actual Number of Hydrocodone Doses per 1,000 Residents for Quarter 4, 2020							
COUNTY	PER 1000	COUNTY	PER 1000	COUNTY	PER 1000	COUNTY	PER 1000
ADAIR	8,735	EDMONSON	8,368	KNOX	10,584	NICHOLAS	6,037
ALLEN	10,683	ELLIOTT	3,300	LARUE	9,022	OHIO	9,835
ANDERSON	7,751	ESTILL	11,865	LAUREL	8,145	OLDHAM	3,665
BALLARD	8,945	FAYETTE	2,693	LAWRENCE	7,959	OWEN	3,602
BARREN	8,203	FLEMING	5,416	LEE	21,326	OWSLEY	28,637
BATH	6,103	FLOYD	17,360	LESLIE	14,727	PENDLETON	3,788
BELL	17,987	FRANKLIN	5,602	LETCHER	13,176	PERRY	18,458
BOONE	2,597	FULTON	11,762	LEWIS	6,297	PIKE	8,436
BOURBON	4,653	GALLATIN	4,419	LINCOLN	7,754	POWELL	13,304
BOYD	2,554	GARRARD	5,460	LIVINGSTON	13,513	PULASKI	6,821
BOYLE	6,778	GRANT	3,352	LOGAN	9,403	ROBERTSON	5,013
BRACKEN	4,688	GRAVES	9,373	LYON	9,439	ROCKCASTLE	10,153
BREATHITT	14,074	GRAYSON	11,897	MADISON	5,484	ROWAN	3,801
BRECKINRIDGE	7,989	GREEN	7,561	MAGOFFIN	14,435	RUSSELL	2,781
BULLITT	6,753	GREENUP	5,799	MARION	7,317	SCOTT	4,077
BUTLER	10,107	HANCOCK	6,039	MARSHALL	9,591	SHELBY	5,969
CALDWELL	8,243	HARDIN	6,594	MARTIN	8,572	SIMPSON	6,733
CALLOWAY	7,815	HARLAN	11,812	MASON	3,235	SPENCER	8,265
CAMPBELL	2,802	HARRISON	5,649	MCCRACKEN	9,504	TAYLOR	8,776
CARLISLE	9,613	HART	8,048	MCCREARY	9,380	TODD	8,593
CARROLL	8,236	HENDERSON	9,375	MCLEAN	12,240	TRIGG	7,678
CARTER	4,158	HENRY	7,752	MEADE	4,901	TRIMBLE	6,553
CASEY	7,851	HICKMAN	6,410	MENIFEE	8,808	UNION	11,092
CHRISTIAN	5,243	HOPKINS	10,521	MERCER	6,376	WARREN	6,390
CLARK	5,689	JACKSON	9,278	METCALFE	12,501	WASHINGTON	5,471
CLAY	23,205	JEFFERSON	6,328	MONROE	10,241	WAYNE	11,646
CLINTON	9,918	JESSAMINE	4,111	MONTGOMERY	6,429	WEBSTER	12,633
CRITTENDEN	11,684	JOHNSON	12,316	MORGAN	7,124	WHITLEY	14,431
CUMBERLAND	11,941	KENTON	2,129	MUHLENBERG	13,998	WOLFE	14,710
DAVISS	4,646	KNOTT	15,618	NELSON	7,650	WOODFORD	4,243

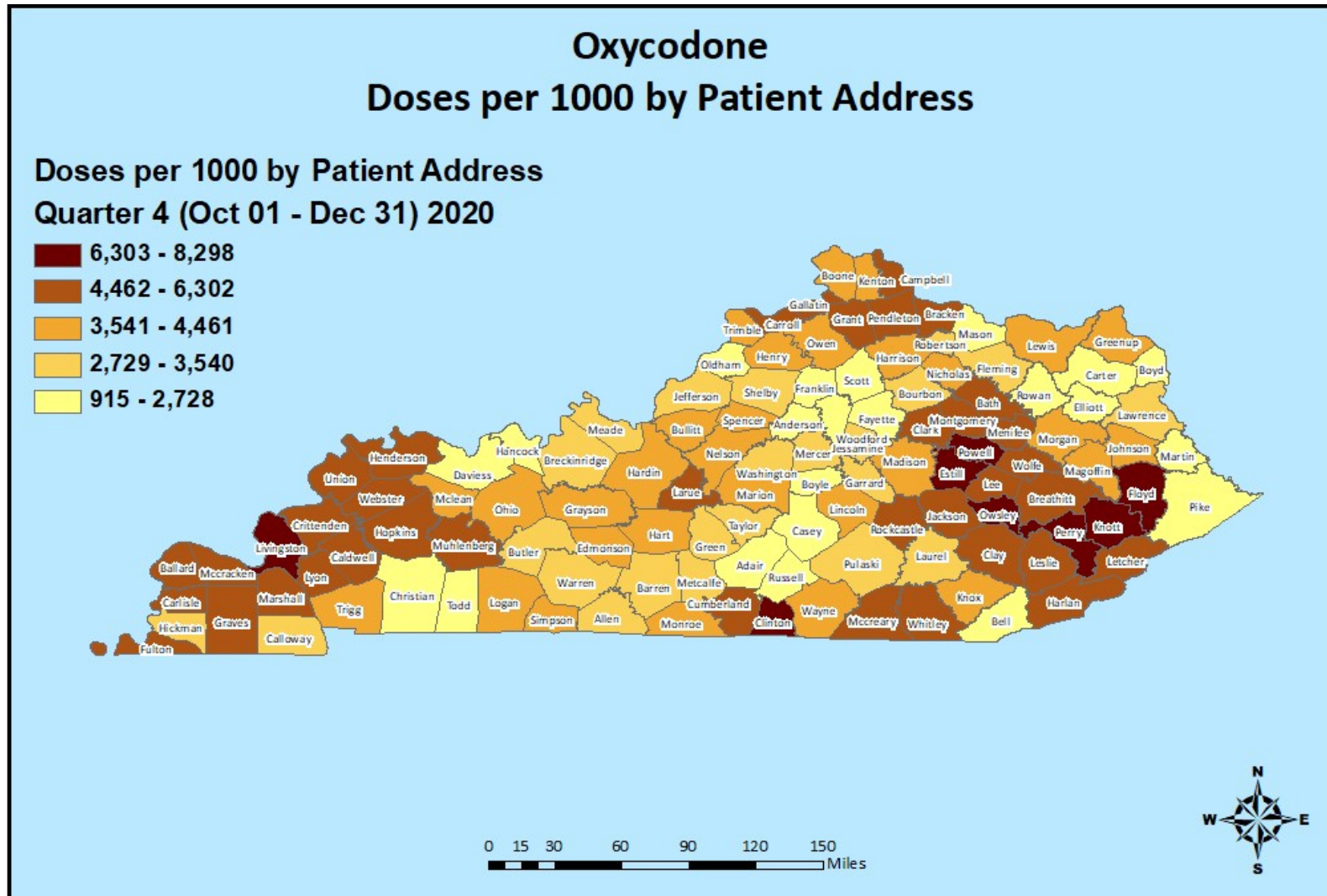
Oxycodone Prescribing Q4 2020



Oxycodone Prescribing Q4 2020

3 Digit Zip	Doses By Prescriber Zip-Actual Number of Oxycodone Doses for Quarter 4, 2020
400	242,382
401	63,224
402	3,846,411
403	448,955
404	394,470
405	2,631,688
406	106,872
407	484,348
408	62,430
409	70,154
410	1,984,506
411	243,549
412	70,347
413	160,707
414	17,209
415	2,169
416	132,412
417	407,530
418	63,106
420	1,167,841
421	986,902
422	60,070
423	113,255
424	406,019
425	86,741
426	115,869
427	490,716
Totals	14,859,882

Oxycodone Usage Q4 2020



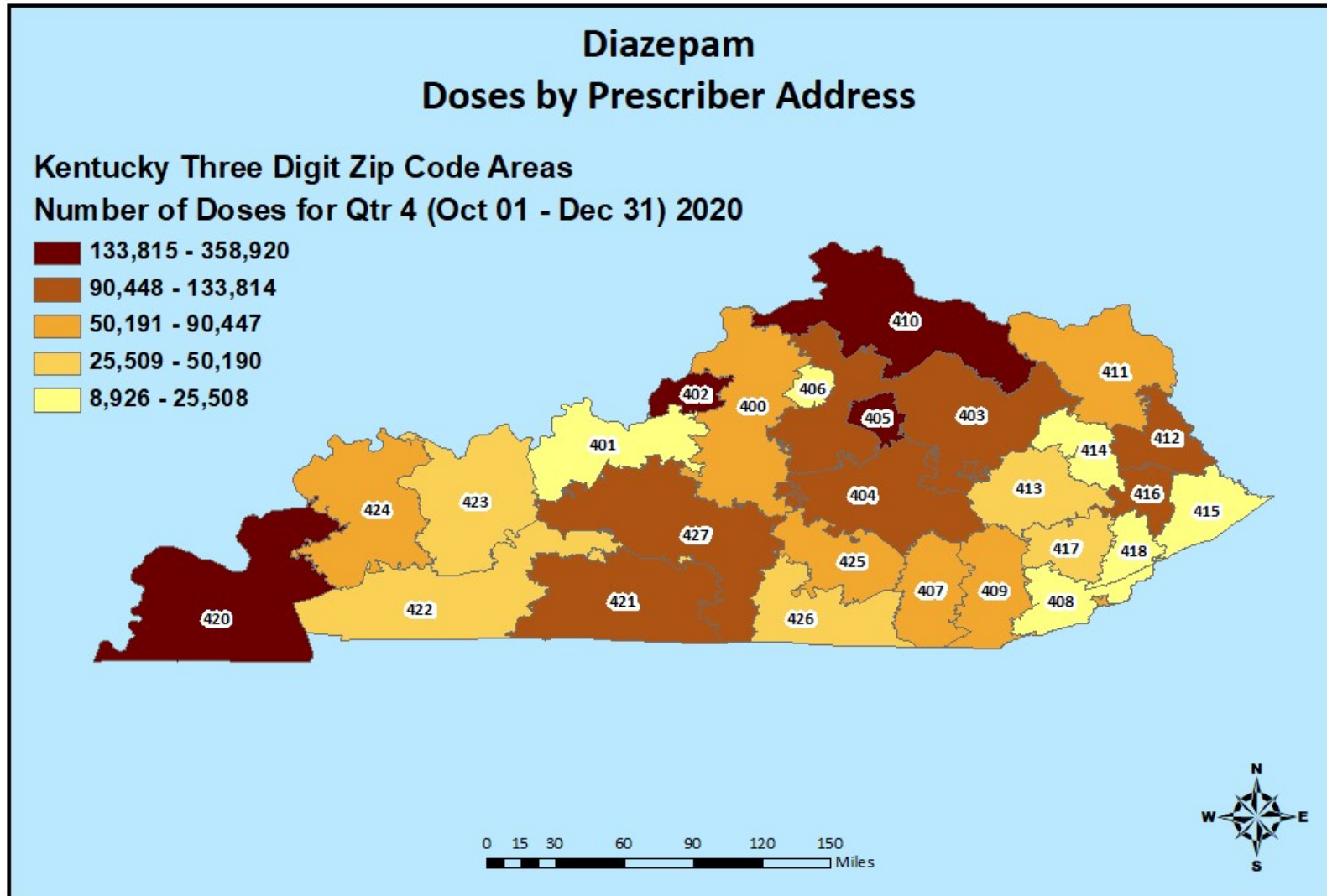
Oxycodone Usage Q4 2020

Actual Number of Oxycodone Doses for Quarter 4, 2020							
COUNTY	# DOSES	COUNTY	# DOSES	COUNTY	# DOSES	COUNTY	# DOSES
ADAIR	49,727	EDMONSON	44,406	KNOX	114,495	NICHOLAS	26,810
ALLEN	71,126	ELLIOTT	17,396	LARUE	64,415	OHIO	87,277
ANDERSON	60,448	ESTILL	106,964	LAUREL	186,190	OLDHAM	122,557
BALLARD	39,092	FAYETTE	596,266	LAWRENCE	54,621	OWEN	39,460
BARREN	137,535	FLEMING	49,361	LEE	30,932	OWSLEY	31,955
BATH	59,239	FLOYD	293,295	LESLIE	57,548	PENDLETON	74,138
BELL	67,042	FRANKLIN	129,685	LETCHER	128,875	PERRY	223,341
BOONE	535,949	FULTON	28,875	LEWIS	50,740	PIKE	141,852
BOURBON	68,342	GALLATIN	51,264	LINCOLN	91,117	POWELL	102,135
BOYD	72,389	GARRARD	58,791	LIVINGSTON	63,519	PULASKI	208,215
BOYLE	73,830	GRANT	147,905	LOGAN	99,644	ROBERTSON	7,178
BRACKEN	41,468	GRAVES	176,207	LYON	39,947	ROCKCASTLE	80,508
BREATHITT	71,679	GRAYSON	111,499	MADISON	332,541	ROWAN	50,056
BRECKINRIDGE	60,338	GREEN	39,154	MAGOFFIN	56,585	RUSSELL	16,216
BULLITT	302,862	GREENUP	127,878	MARION	79,266	SCOTT	132,532
BUTLER	44,002	HANCOCK	23,542	MARSHALL	179,243	SHELBY	151,770
CALDWELL	62,122	HARDIN	405,269	MARTIN	27,183	SIMPSON	70,036
CALLOWAY	118,867	HARLAN	141,943	MASON	40,685	SPENCER	72,357
CAMPBELL	433,188	HARRISON	74,270	MCCRACKEN	344,848	TAYLOR	84,880
CARLISLE	25,173	HART	72,713	MCCREARY	85,832	TODD	29,087
CARROLL	65,616	HENDERSON	219,531	MCLEAN	35,086	TRIGG	50,994
CARTER	73,185	HENRY	65,228	MEADE	78,007	TRIMBLE	31,852
CASEY	40,560	HICKMAN	13,480	MENIFEE	33,683	UNION	79,493
CHRISTIAN	155,129	HOPKINS	235,529	MERCER	66,067	WARREN	359,739
CLARK	172,739	JACKSON	67,972	METCALFE	34,875	WASHINGTON	39,155
CLAY	120,647	JEFFERSON	2,445,198	MONROE	38,927	WAYNE	86,800
CLINTON	77,069	JESSAMINE	174,707	MONTGOMERY	134,600	WEBSTER	83,914
CRITTENDEN	51,418	JOHNSON	90,518	MORGAN	47,552	WHITLEY	223,820
CUMBERLAND	35,728	KENTON	631,084	MUHLENBERG	174,831	WOLFE	39,237
DAVISS	179,143	KNOTT	122,661	NELSON	190,895	WOODFORD	69,095
						TOTAL	15,907,451

Per 1000 Oxycodone Usage Q4 2020

Actual Number of Oxycodone Doses per 1,000 Residents for Quarter 4, 2020							
COUNTY	PER 1000	COUNTY	PER 1000	COUNTY	PER 1000	COUNTY	PER 1000
ADAIR	2,579	EDMONSON	3,666	KNOX	3,613	NICHOLAS	3,785
ALLEN	3,448	ELLIOTT	2,293	LARUE	4,570	OHIO	3,580
ANDERSON	2,728	ESTILL	7,476	LAUREL	3,090	OLDHAM	1,869
BALLARD	4,854	FAYETTE	1,872	LAWRENCE	3,443	OWEN	3,708
BARREN	3,126	FLEMING	3,403	LEE	4,701	OWSLEY	7,115
BATH	4,806	FLOYD	7,903	LESLIE	5,461	PENDLETON	5,092
BELL	2,472	FRANKLIN	2,565	LETCHER	5,659	PERRY	8,168
BOONE	4,170	FULTON	4,673	LEWIS	3,775	PIKE	2,343
BOURBON	3,412	GALLATIN	5,955	LINCOLN	3,739	POWELL	8,298
BOYD	1,504	GARRARD	3,400	LIVINGSTON	6,853	PULASKI	3,256
BOYLE	2,460	GRANT	5,934	LOGAN	3,747	ROBERTSON	3,331
BRACKEN	4,937	GRAVES	4,739	LYON	4,951	ROCKCASTLE	4,778
BREATHITT	5,396	GRAYSON	4,258	MADISON	3,714	ROWAN	2,047
BRECKINRIDGE	3,023	GREEN	3,540	MAGOFFIN	4,461	RUSSELL	915
BULLITT	3,826	GREENUP	3,563	MARION	4,127	SCOTT	2,456
BUTLER	3,426	HANCOCK	2,672	MARSHALL	5,715	SHELBY	3,270
CALDWELL	4,943	HARDIN	3,776	MARTIN	2,265	SIMPSON	3,873
CALLOWAY	3,093	HARLAN	5,225	MASON	2,367	SPENCER	3,960
CAMPBELL	4,698	HARRISON	3,983	MCCRACKEN	5,292	TAYLOR	3,342
CARLISLE	5,185	HART	3,904	MCCREARY	4,902	TODD	2,366
CARROLL	6,144	HENDERSON	4,746	MCLEAN	3,703	TRIGG	3,575
CARTER	2,706	HENRY	4,124	MEADE	2,773	TRIMBLE	3,695
CASEY	2,565	HICKMAN	2,913	MENIFEE	5,256	UNION	5,342
CHRISTIAN	2,144	HOPKINS	5,131	MERCER	3,076	WARREN	2,866
CLARK	4,823	JACKSON	5,085	METCALFE	3,481	WASHINGTON	3,212
CLAY	5,810	JEFFERSON	3,195	MONROE	3,677	WAYNE	4,244
CLINTON	7,573	JESSAMINE	3,337	MONTGOMERY	4,847	WEBSTER	6,302
CRITTENDEN	5,596	JOHNSON	3,939	MORGAN	3,576	WHITLEY	6,201
CUMBERLAND	5,302	KENTON	3,826	MUHLENBERG	5,635	WOLFE	5,481
DAVISS	1,797	KNOTT	7,891	NELSON	4,190	WOODFORD	2,645

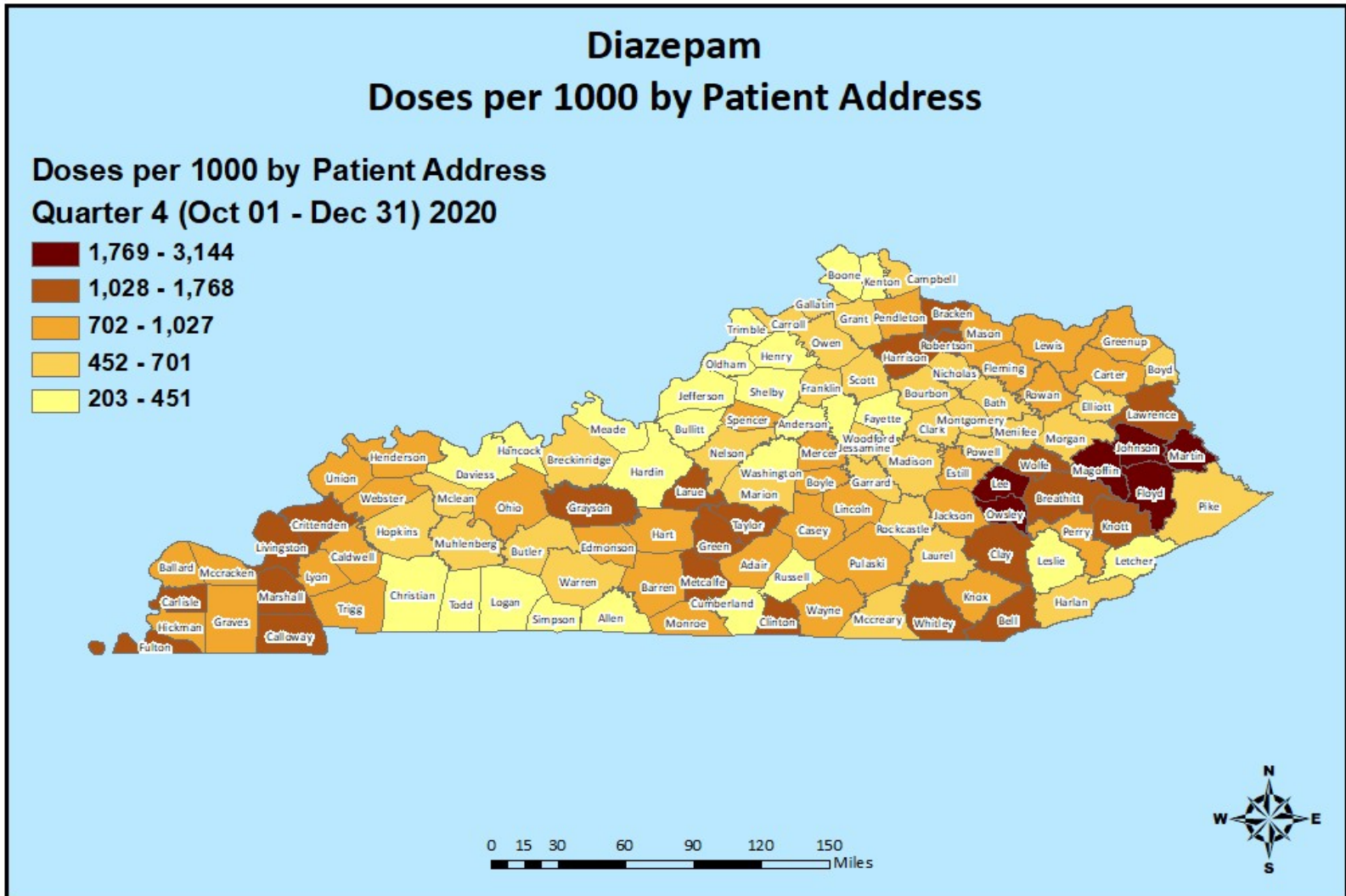
Diazepam Prescribing Q4 2020



Diazepam Prescribing Q4 2020

3 Digit Zip	Doses By Prescriber Zip-Actual Number of Diazepam Doses for Quarter 4, 2020
400	69,286
401	18,415
402	358,920
403	133,304
404	110,736
405	268,061
406	12,141
407	79,803
408	10,467
409	76,254
410	251,797
411	90,447
412	119,544
413	50,190
414	25,508
415	10,640
416	102,172
417	42,397
418	8,926
420	231,571
421	133,349
422	48,060
423	43,252
424	79,169
425	74,098
426	32,485
427	133,814
Totals	2,614,806

Diazepam Usage Q4 2020



Diazepam Usage Q4 2020

Actual Number of Diazepam Doses for Quarter 4, 2020							
COUNTY	# DOSES	COUNTY	# DOSES	COUNTY	# DOSES	COUNTY	# DOSES
ADAIR	19,238	EDMONSON	12,327	KNOX	28,594	NICHOLAS	3,350
ALLEN	8,838	ELLIOTT	4,507	LARUE	24,925	OHIO	18,667
ANDERSON	8,705	ESTILL	13,410	LAUREL	31,412	OLDHAM	13,312
BALLARD	6,632	FAYETTE	122,695	LAWRENCE	21,567	OWEN	5,472
BARREN	31,569	FLEMING	11,816	LEE	16,759	OWSLEY	14,121
BATH	7,614	FLOYD	100,060	LESLIE	3,554	PENDLETON	10,373
BELL	46,460	FRANKLIN	24,379	LETCHER	9,938	PERRY	25,318
BOONE	57,925	FULTON	6,712	LEWIS	9,730	PIKE	37,788
BOURBON	9,426	GALLATIN	5,243	LINCOLN	21,089	POWELL	7,563
BOYD	24,284	GARRARD	10,207	LIVINGSTON	11,745	PULASKI	47,495
BOYLE	24,710	GRANT	16,912	LOGAN	11,582	ROBERTSON	3,434
BRACKEN	10,596	GRAVES	36,949	LYON	7,994	ROCKCASTLE	11,634
BREATHITT	17,145	GRAYSON	29,810	MADISON	49,419	ROWAN	20,567
BRECKINRIDGE	11,541	GREEN	13,613	MAGOFFIN	27,292	RUSSELL	6,577
BULLITT	24,084	GREENUP	34,529	MARION	13,464	SCOTT	32,263
BUTLER	7,483	HANCOCK	2,495	MARSHALL	37,895	SHELBY	17,636
CALDWELL	12,413	HARDIN	41,495	MARTIN	25,183	SIMPSON	6,436
CALLOWAY	45,511	HARLAN	15,692	MASON	12,205	SPENCER	12,947
CAMPBELL	52,782	HARRISON	24,046	MCCRACKEN	61,313	TAYLOR	33,946
CARLISLE	7,101	HART	15,949	MCCREARY	11,219	TODD	4,938
CARROLL	6,100	HENDERSON	45,811	MCLEAN	6,063	TRIGG	11,390
CARTER	23,011	HENRY	5,151	MEADE	7,097	TRIMBLE	2,074
CASEY	16,245	HICKMAN	3,304	MENIFEE	3,034	UNION	11,201
CHRISTIAN	27,353	HOPKINS	24,776	MERCER	17,052	WARREN	60,043
CLARK	17,694	JACKSON	9,857	METCALFE	12,609	WASHINGTON	5,464
CLAY	27,702	JEFFERSON	263,936	MONROE	7,736	WAYNE	15,323
CLINTON	12,181	JESSAMINE	25,486	MONTGOMERY	19,436	WEBSTER	9,989
CRITTENDEN	9,951	JOHNSON	69,673	MORGAN	7,753	WHITLEY	44,177
CUMBERLAND	2,673	KENTON	71,278	MUHLENBERG	16,231	WOLFE	9,339
DAVISS	32,310	KNOTT	18,241	NELSON	24,370	WOODFORD	10,257
TOTAL						2,760,990	

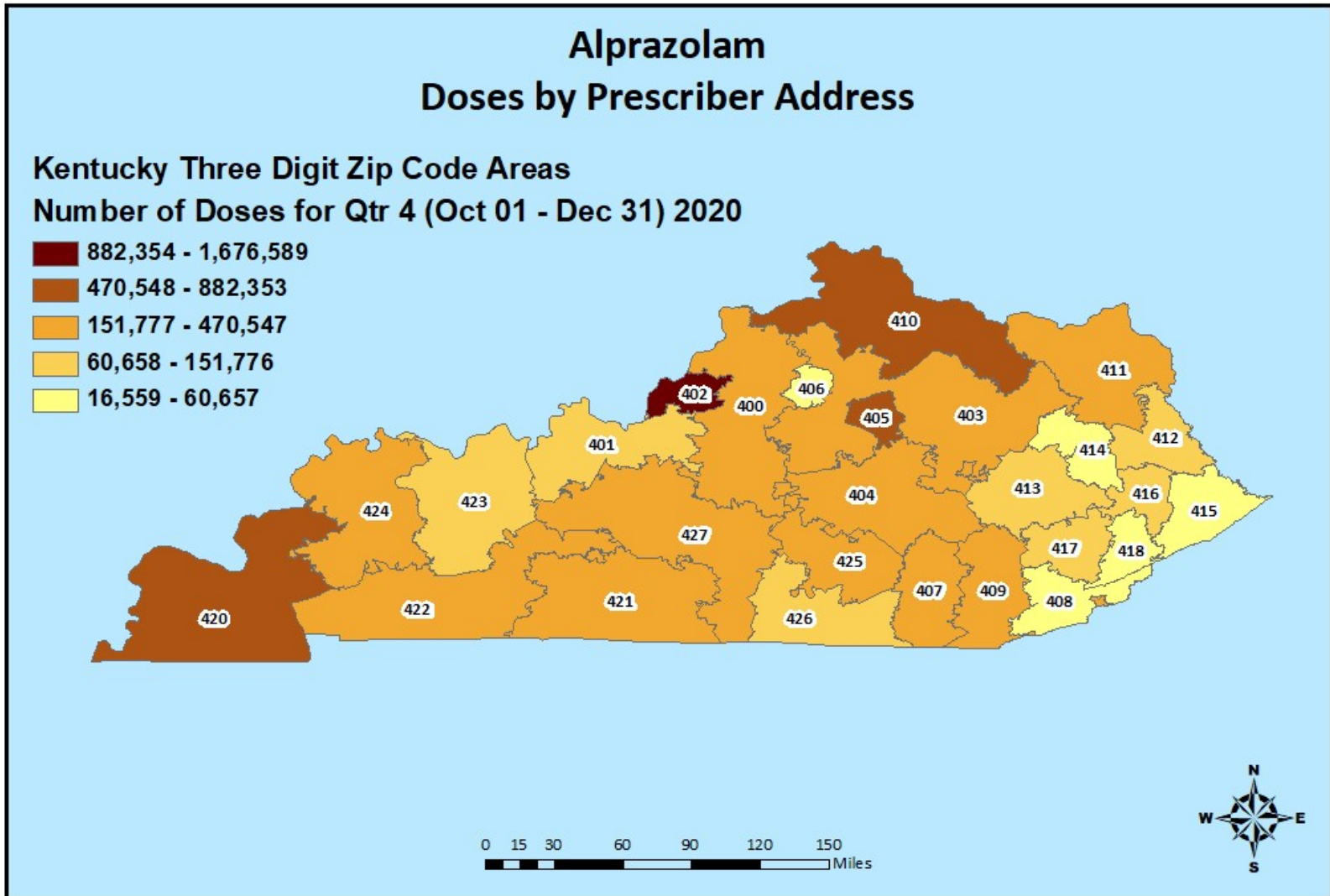
Cabinet for Health and Family Services



Per 1000 Diazepam Usage Q4 2020

Actual Number of Diazepam Doses per 1,000 Residents for Quarter 4, 2020							
COUNTY	PER 1000	COUNTY	PER 1000	COUNTY	PER 1000	COUNTY	PER 1000
ADAIR	998	EDMONSON	1,018	KNOX	902	NICHOLAS	473
ALLEN	428	ELLIOTT	594	LARUE	1,768	OHIO	766
ANDERSON	393	ESTILL	937	LAUREL	521	OLDHAM	203
BALLARD	823	FAYETTE	385	LAWRENCE	1,360	OWEN	514
BARREN	718	FLEMING	815	LEE	2,547	OWSLEY	3,144
BATH	618	FLOYD	2,696	LESLIE	337	PENDLETON	712
BELL	1,713	FRANKLIN	482	LETCHER	436	PERRY	926
BOONE	451	FULTON	1,086	LEWIS	724	PIKE	624
BOURBON	471	GALLATIN	609	LINCOLN	865	POWELL	614
BOYD	505	GARRARD	590	LIVINGSTON	1,267	PULASKI	743
BOYLE	823	GRANT	679	LOGAN	436	ROBERTSON	1,594
BRACKEN	1,261	GRAVES	994	LYON	991	ROCKCASTLE	690
BREATHITT	1,291	GRAYSON	1,138	MADISON	552	ROWAN	841
BRECKINRIDGE	578	GREEN	1,231	MAGOFFIN	2,152	RUSSELL	371
BULLITT	304	GREENUP	962	MARION	701	SCOTT	598
BUTLER	583	HANCOCK	283	MARSHALL	1,208	SHELBY	380
CALDWELL	988	HARDIN	387	MARTIN	2,098	SIMPSON	356
CALLOWAY	1,184	HARLAN	578	MASON	710	SPENCER	708
CAMPBELL	572	HARRISON	1,290	MCCRACKEN	941	TAYLOR	1,337
CARLISLE	1,463	HART	856	MCCREARY	641	TODD	402
CARROLL	571	HENDERSON	990	MCLEAN	640	TRIGG	799
CARTER	851	HENRY	326	MEADE	252	TRIMBLE	241
CASEY	1,027	HICKMAN	714	MENIFEE	473	UNION	753
CHRISTIAN	378	HOPKINS	540	MERCER	794	WARREN	478
CLARK	494	JACKSON	737	METCALFE	1,259	WASHINGTON	448
CLAY	1,334	JEFFERSON	345	MONROE	731	WAYNE	749
CLINTON	1,197	JESSAMINE	487	MONTGOMERY	700	WEBSTER	750
CRITTENDEN	1,083	JOHNSON	3,032	MORGAN	583	WHITLEY	1,224
CUMBERLAND	397	KENTON	432	MUHLENBERG	523	WOLFE	1,305
DAVISS	324	KNOTT	1,174	NELSON	535	WOODFORD	393

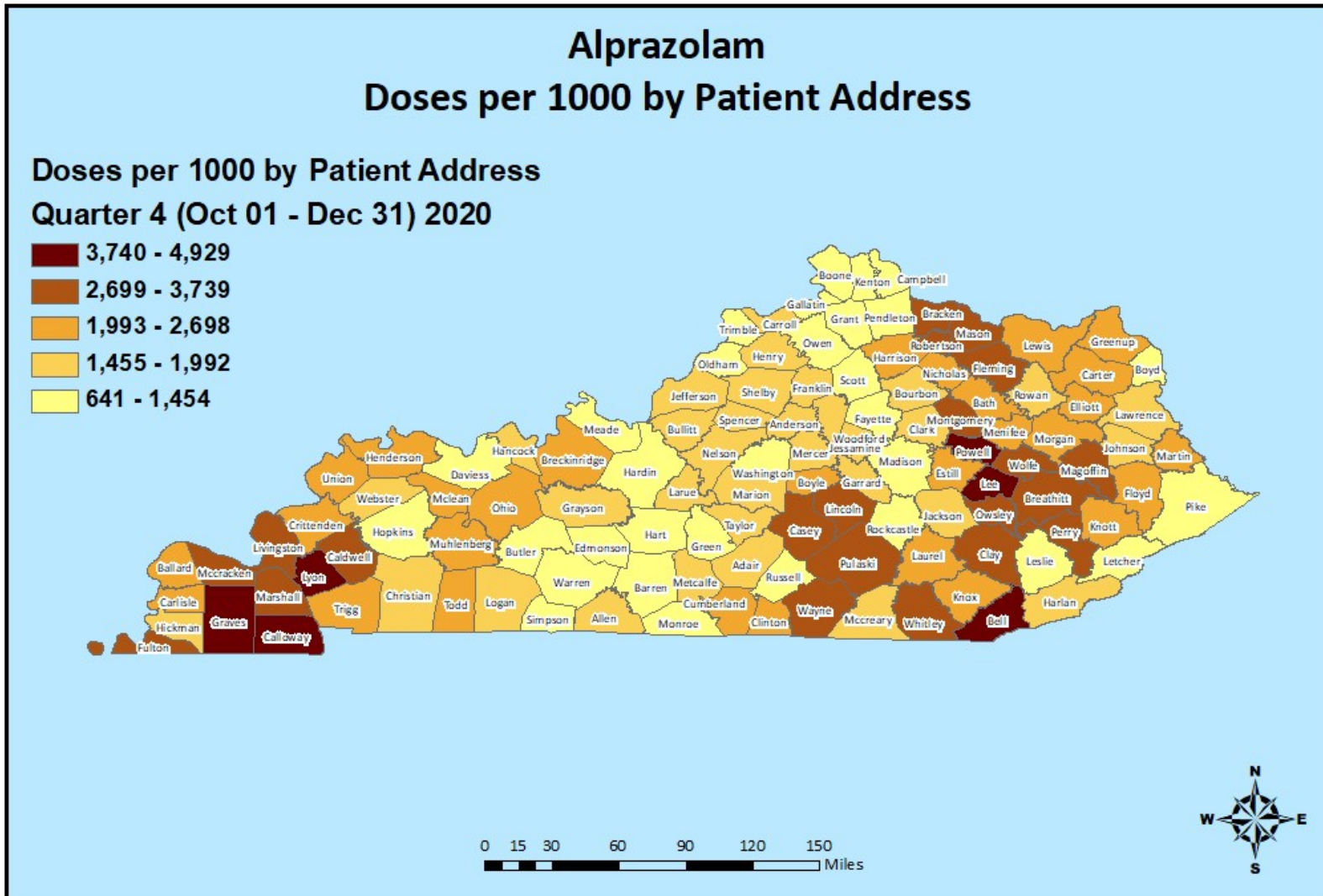
Alprazolam Prescribing Q4 2020



Alprazolam Prescribing Q4 2020

3 Digit Zip	Doses By Prescriber Zip-Actual Number of Alprazolam Doses for Quarter 4, 2020
400	293,394
401	94,180
402	1,676,589
403	470,547
404	264,761
405	882,353
406	60,657
407	252,482
408	36,796
409	190,867
410	620,658
411	212,664
412	89,097
413	86,912
414	39,607
415	16,559
416	101,120
417	151,776
418	24,004
420	775,698
421	294,655
422	198,006
423	145,758
424	199,857
425	281,740
426	86,327
427	230,870
Totals	7,777,934

Alprazolam Usage Q4 2020



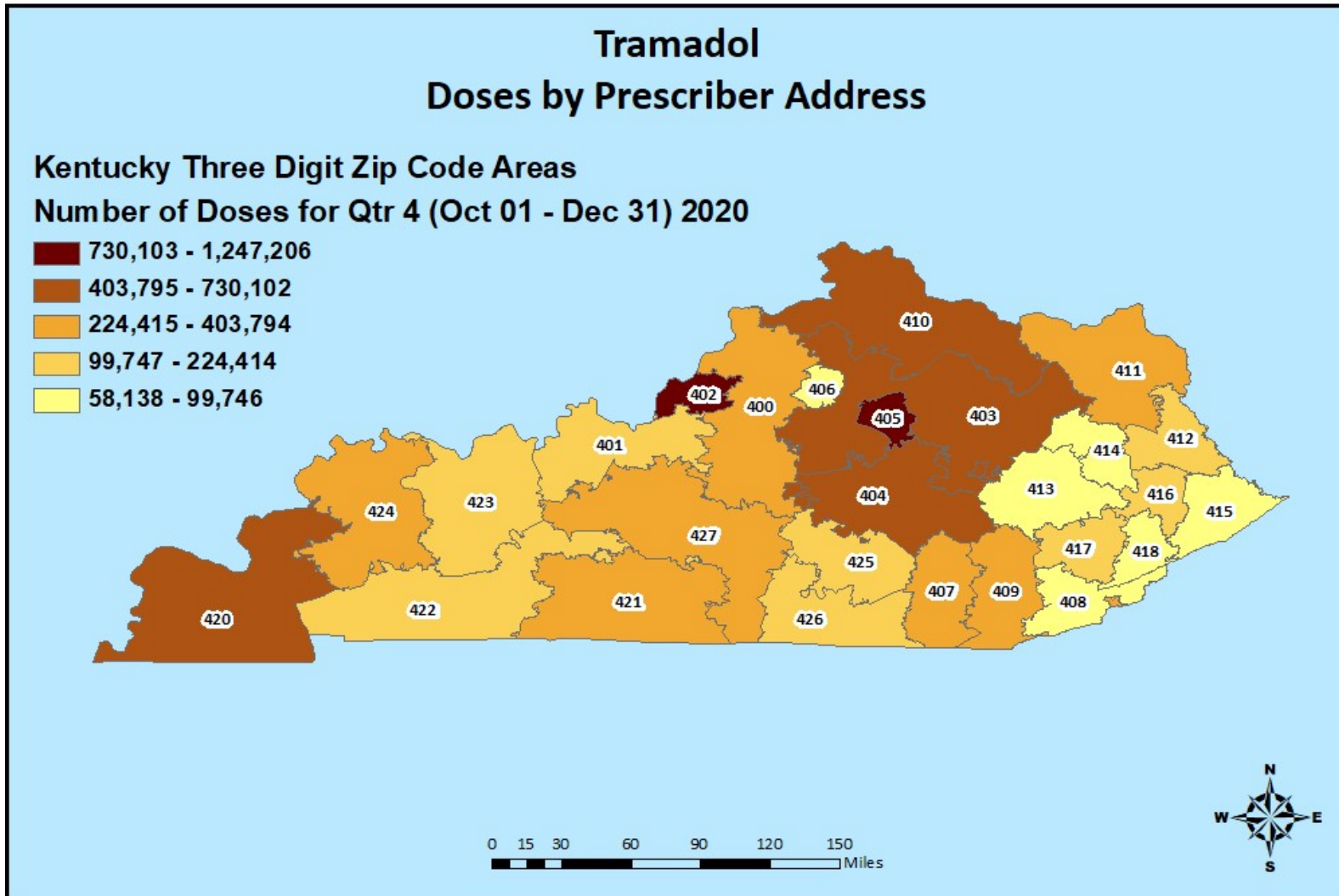
Alprazolam Usage Q4 2020

Actual Number of Alprazolam Doses for Quarter 4, 2020							
COUNTY	# DOSES	COUNTY	# DOSES	COUNTY	# DOSES	COUNTY	# DOSES
ADAIR	35,501	EDMONSON	16,252	KNOX	72,287	NICHOLAS	17,041
ALLEN	35,226	ELLIOTT	15,489	LARUE	21,389	OHIO	53,232
ANDERSON	35,473	ESTILL	33,617	LAUREL	125,424	OLDHAM	78,547
BALLARD	18,498	FAYETTE	441,762	LAWRENCE	25,332	OWEN	12,186
BARREN	60,737	FLEMING	50,460	LEE	30,529	OWSLEY	12,513
BATH	25,293	FLOYD	86,142	LESLIE	14,837	PENDLETON	16,706
BELL	122,690	FRANKLIN	90,369	LETCHER	19,867	PERRY	102,228
BOONE	138,961	FULTON	18,342	LEWIS	28,849	PIKE	68,360
BOURBON	36,932	GALLATIN	9,470	LINCOLN	67,611	POWELL	58,202
BOYD	57,478	GARRARD	34,113	LIVINGSTON	32,760	PULASKI	205,853
BOYLE	65,420	GRANT	20,262	LOGAN	43,156	ROBERTSON	6,127
BRACKEN	28,412	GRAVES	154,528	LYON	39,770	ROCKCASTLE	21,712
BREATHITT	42,827	GRAYSON	44,381	MADISON	115,420	ROWAN	36,842
BRECKINRIDGE	47,320	GREEN	13,894	MAGOFFIN	37,275	RUSSELL	11,359
BULLITT	144,320	GREENUP	93,596	MARION	34,514	SCOTT	77,604
BUTLER	15,407	HANCOCK	16,131	MARSHALL	104,088	SHELBY	75,083
CALDWELL	38,253	HARDIN	122,302	MARTIN	29,357	SIMPSON	21,056
CALLOWAY	153,598	HARLAN	52,710	MASON	53,218	SPENCER	33,031
CAMPBELL	123,904	HARRISON	43,599	MCCRACKEN	196,474	TAYLOR	48,085
CARLISLE	12,456	HART	24,457	MCCREARY	29,212	TODD	29,481
CARROLL	17,029	HENDERSON	114,741	MCLEAN	21,853	TRIGG	30,298
CARTER	57,489	HENRY	24,825	MEADE	31,133	TRIMBLE	9,901
CASEY	46,708	HICKMAN	9,219	MENIFEE	15,137	UNION	33,909
CHRISTIAN	113,235	HOPKINS	61,405	MERCER	33,122	WARREN	126,987
CLARK	66,736	JACKSON	21,889	METCALFE	15,129	WASHINGTON	15,795
CLAY	74,860	JEFFERSON	1,426,747	MONROE	13,885	WAYNE	70,845
CLINTON	23,012	JESSAMINE	84,076	MONTGOMERY	89,754	WEBSTER	25,928
CRITTENDEN	22,448	JOHNSON	45,129	MORGAN	30,824	WHITLEY	122,732
CUMBERLAND	15,826	KENTON	175,421	MUHLENBERG	67,302	WOLFE	23,564
DAVISS	144,929	KNOTT	41,931	NELSON	77,624	WOODFORD	44,793
						TOTAL	8,215,369

Per 1000 Alprazolam Usage Q4 2020

Actual Number of Alprazolam Doses per 1,000 Residents for Quarter 4, 2020							
COUNTY	PER 1000	COUNTY	PER 1000	COUNTY	PER 1000	COUNTY	PER 1000
ADAIR	1,841	EDMONSON	1,342	KNOX	2,281	NICHOLAS	2,406
ALLEN	1,707	ELLIOTT	2,041	LARUE	1,517	OHIO	2,184
ANDERSON	1,601	ESTILL	2,350	LAUREL	2,082	OLDHAM	1,198
BALLARD	2,297	FAYETTE	1,387	LAWRENCE	1,597	OWEN	1,145
BARREN	1,381	FLEMING	3,478	LEE	4,640	OWSLEY	2,786
BATH	2,052	FLOYD	2,321	LESLIE	1,408	PENDLETON	1,147
BELL	4,524	FRANKLIN	1,787	LETCHER	872	PERRY	3,739
BOONE	1,081	FULTON	2,968	LEWIS	2,146	PIKE	1,129
BOURBON	1,844	GALLATIN	1,100	LINCOLN	2,774	POWELL	4,729
BOYD	1,194	GARRARD	1,973	LIVINGSTON	3,534	PULASKI	3,219
BOYLE	2,179	GRANT	813	LOGAN	1,623	ROBERTSON	2,843
BRACKEN	3,382	GRAVES	4,156	LYON	4,929	ROCKCASTLE	1,289
BREATHITT	3,224	GRAYSON	1,695	MADISON	1,289	ROWAN	1,507
BRECKINRIDGE	2,371	GREEN	1,256	MAGOFFIN	2,939	RUSSELL	641
BULLITT	1,823	GREENUP	2,608	MARION	1,797	SCOTT	1,438
BUTLER	1,199	HANCOCK	1,831	MARSHALL	3,319	SHELBY	1,618
CALDWELL	3,044	HARDIN	1,140	MARTIN	2,446	SIMPSON	1,164
CALLOWAY	3,996	HARLAN	1,940	MASON	3,096	SPENCER	1,808
CAMPBELL	1,344	HARRISON	2,338	MCCRACKEN	3,015	TAYLOR	1,893
CARLISLE	2,566	HART	1,313	MCCREARY	1,668	TODD	2,398
CARROLL	1,595	HENDERSON	2,481	MCLEAN	2,306	TRIGG	2,124
CARTER	2,126	HENRY	1,569	MEADE	1,107	TRIMBLE	1,149
CASEY	2,953	HICKMAN	1,992	MENIFEE	2,362	UNION	2,279
CHRISTIAN	1,565	HOPKINS	1,338	MERCER	1,542	WARREN	1,012
CLARK	1,863	JACKSON	1,637	METCALFE	1,510	WASHINGTON	1,296
CLAY	3,605	JEFFERSON	1,864	MONROE	1,311	WAYNE	3,464
CLINTON	2,261	JESSAMINE	1,606	MONTGOMERY	3,232	WEBSTER	1,947
CRITTENDEN	2,443	JOHNSON	1,964	MORGAN	2,318	WHITLEY	3,400
CUMBERLAND	2,349	KENTON	1,064	MUHLENBERG	2,169	WOLFE	3,292
DAVISS	1,454	KNOTT	2,698	NELSON	1,704	WOODFORD	1,715

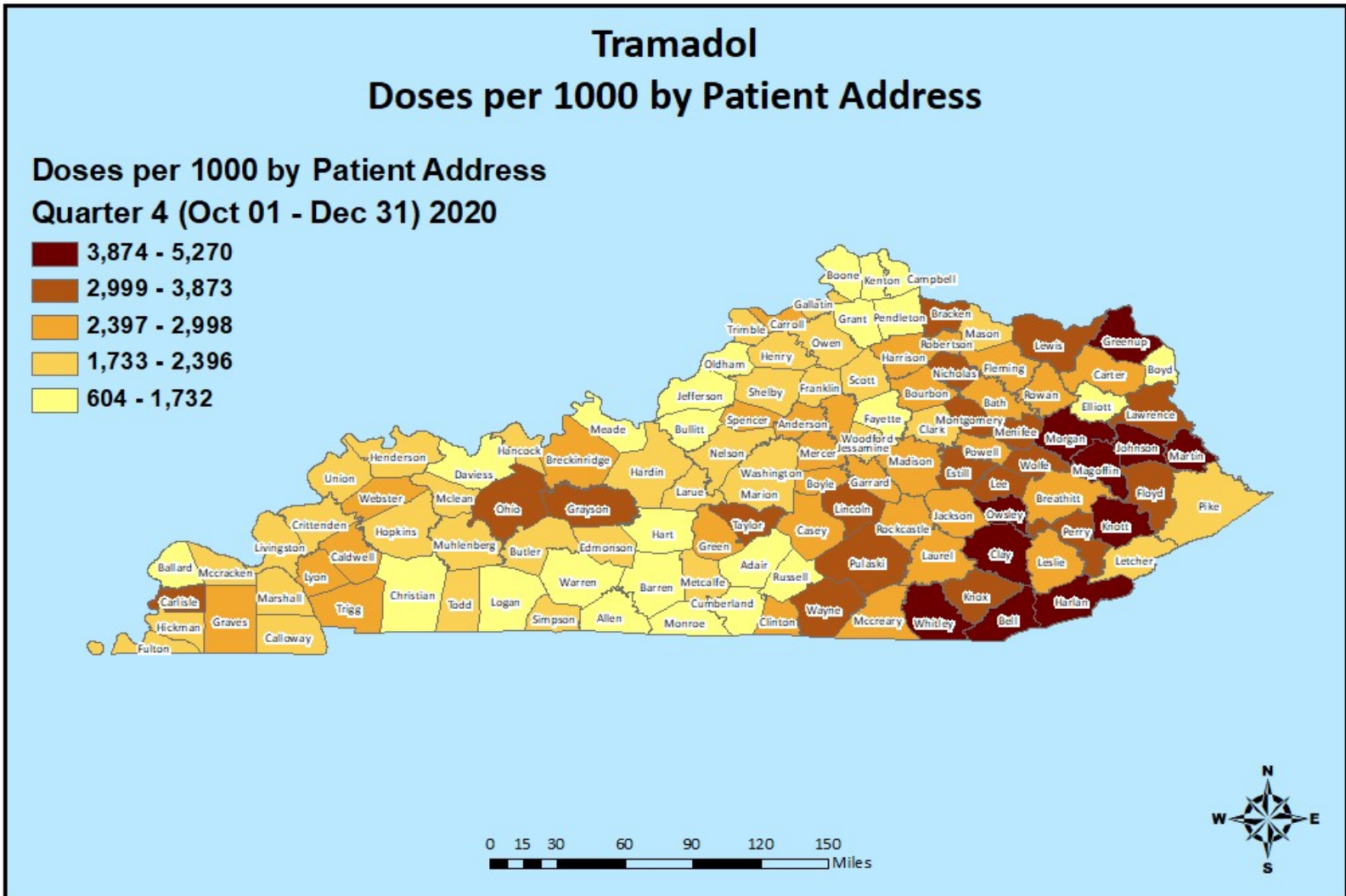
Tramadol Prescribing Q4 2020



Tramadol Prescribing Q4 2020

3 Digit Zip	Doses By Prescriber Zip-Actual Number of Tramadol Doses for Quarter 4, 2020
400	291,836
401	133,640
402	1,247,206
403	581,959
404	452,499
405	1,233,282
406	76,463
407	334,149
408	99,746
409	276,086
410	730,102
411	328,737
412	204,043
413	72,567
414	88,675
415	58,138
416	133,811
417	169,529
418	79,690
420	493,501
421	394,362
422	139,141
423	130,416
424	264,160
425	224,414
426	118,485
427	403,794
Totals	8,760,431

Tramadol Usage Q4 2020



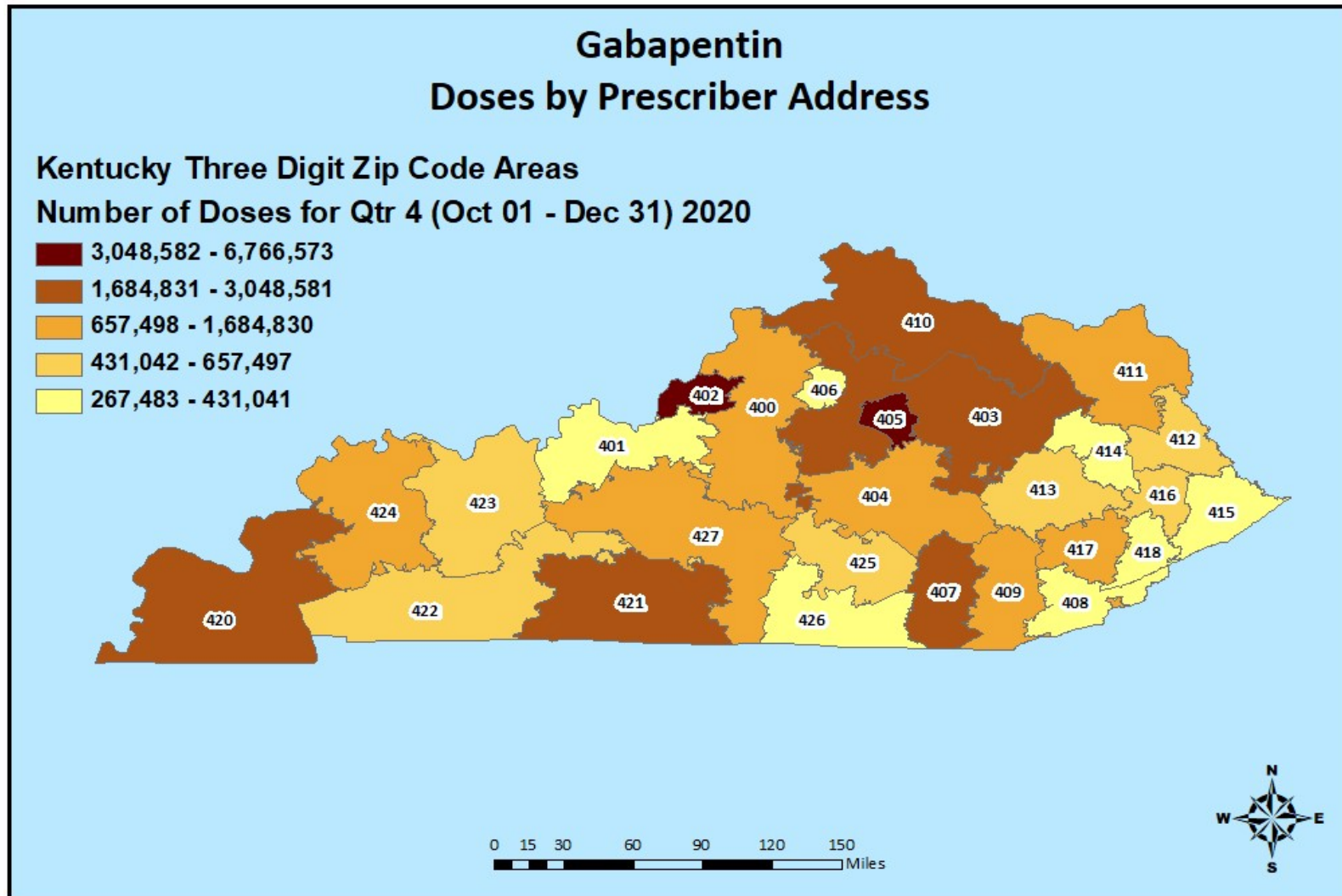
Tramadol Usage Q4 2020

Actual Number of Tramadol Doses for Quarter 4, 2020							
COUNTY	# DOSES	COUNTY	# DOSES	COUNTY	# DOSES	COUNTY	# DOSES
ADAIR	32,333	EDMONSON	22,823	KNOX	112,581	NICHOLAS	22,774
ALLEN	35,727	ELLIOTT	10,323	LARUE	33,426	OHIO	75,916
ANDERSON	64,088	ESTILL	55,415	LAUREL	178,719	OLDHAM	77,635
BALLARD	13,297	FAYETTE	518,181	LAWRENCE	59,042	OWEN	23,739
BARREN	65,509	FLEMING	40,661	LEE	20,410	OWSLEY	18,001
BATH	36,178	FLOYD	138,480	LESLIE	27,352	PENDLETON	24,364
BELL	127,105	FRANKLIN	114,318	LETCHER	50,888	PERRY	93,807
BOONE	206,086	FULTON	13,112	LEWIS	43,683	PIKE	128,193
BOURBON	50,907	GALLATIN	15,734	LINCOLN	79,796	POWELL	33,403
BOYD	80,660	GARRARD	41,932	LIVINGSTON	21,244	PULASKI	222,038
BOYLE	89,818	GRANT	37,623	LOGAN	45,076	ROBERTSON	5,667
BRACKEN	27,323	GRAVES	92,431	LYON	22,839	ROCKCASTLE	48,882
BREATHITT	33,957	GRAYSON	95,668	MADISON	241,188	ROWAN	63,956
BRECKINRIDGE	49,095	GREEN	31,946	MAGOFFIN	52,305	RUSSELL	10,709
BULLITT	121,582	GREENUP	153,935	MARION	37,905	SCOTT	125,297
BUTLER	28,148	HANCOCK	19,291	MARSHALL	67,505	SHELBY	89,963
CALDWELL	34,560	HARDIN	227,726	MARTIN	57,102	SIMPSON	33,953
CALLOWAY	74,909	HARLAN	129,637	MASON	34,328	SPENCER	44,511
CAMPBELL	115,766	HARRISON	49,942	MCCRACKEN	131,898	TAYLOR	83,702
CARLISLE	16,792	HART	28,583	MCCREARY	46,086	TODD	22,224
CARROLL	30,225	HENDERSON	110,805	MCLEAN	20,440	TRIGG	34,806
CARTER	78,112	HENRY	32,270	MEADE	38,177	TRIMBLE	18,711
CASEY	47,418	HICKMAN	8,695	MENIFEE	19,874	UNION	33,826
CHRISTIAN	77,615	HOPKINS	96,969	MERCER	60,282	WARREN	166,934
CLARK	79,084	JACKSON	38,138	METCALFE	19,481	WASHINGTON	27,397
CLAY	81,759	JEFFERSON	930,846	MONROE	17,372	WAYNE	73,455
CLINTON	25,360	JESSAMINE	124,514	MONTGOMERY	102,727	WEBSTER	35,265
CRITTENDEN	21,442	JOHNSON	100,047	MORGAN	70,075	WHITLEY	146,566
CUMBERLAND	10,830	KENTON	203,533	MUHLENBERG	69,544	WOLFE	22,012
DAVISS	137,991	KNOTT	65,927	NELSON	88,850	WOODFORD	70,603
						TOTAL	9,191,685

Per 1000 Tramadol Usage Q4 2020

Actual Number of Tramadol Doses per 1,000 Residents for Quarter 4, 2020							
COUNTY	PER 1000	COUNTY	PER 1000	COUNTY	PER 1000	COUNTY	PER 1000
ADAIR	1,677	EDMONSON	1,884	KNOX	3,553	NICHOLAS	3,215
ALLEN	1,732	ELLIOTT	1,360	LARUE	2,371	OHIO	3,114
ANDERSON	2,892	ESTILL	3,873	LAUREL	2,966	OLDHAM	1,184
BALLARD	1,651	FAYETTE	1,627	LAWRENCE	3,722	OWEN	2,231
BARREN	1,489	FLEMING	2,803	LEE	3,102	OWSLEY	4,008
BATH	2,935	FLOYD	3,732	LESLIE	2,596	PENDLETON	1,673
BELL	4,687	FRANKLIN	2,261	LETCHER	2,235	PERRY	3,431
BOONE	1,603	FULTON	2,122	LEWIS	3,250	PIKE	2,117
BOURBON	2,542	GALLATIN	1,828	LINCOLN	3,274	POWELL	2,714
BOYD	1,676	GARRARD	2,425	LIVINGSTON	2,292	PULASKI	3,472
BOYLE	2,992	GRANT	1,510	LOGAN	1,695	ROBERTSON	2,630
BRACKEN	3,253	GRAVES	2,486	LYON	2,830	ROCKCASTLE	2,901
BREATHITT	2,556	GRAYSON	3,654	MADISON	2,693	ROWAN	2,616
BRECKINRIDGE	2,460	GREEN	2,888	MAGOFFIN	4,124	RUSSELL	604
BULLITT	1,536	GREENUP	4,289	MARION	1,974	SCOTT	2,322
BUTLER	2,191	HANCOCK	2,190	MARSHALL	2,152	SHELBY	1,939
CALDWELL	2,750	HARDIN	2,122	MARTIN	4,758	SIMPSON	1,878
CALLOWAY	1,949	HARLAN	4,772	MASON	1,997	SPENCER	2,436
CAMPBELL	1,255	HARRISON	2,678	MCCRACKEN	2,024	TAYLOR	3,296
CARLISLE	3,459	HART	1,534	MCCREARY	2,632	TODD	1,808
CARROLL	2,830	HENDERSON	2,396	MCLEAN	2,157	TRIGG	2,440
CARTER	2,888	HENRY	2,040	MEADE	1,357	TRIMBLE	2,171
CASEY	2,998	HICKMAN	1,879	MENIFEE	3,101	UNION	2,273
CHRISTIAN	1,073	HOPKINS	2,112	MERCER	2,807	WARREN	1,330
CLARK	2,208	JACKSON	2,853	METCALFE	1,945	WASHINGTON	2,248
CLAY	3,937	JEFFERSON	1,216	MONROE	1,641	WAYNE	3,591
CLINTON	2,492	JESSAMINE	2,378	MONTGOMERY	3,699	WEBSTER	2,648
CRITTENDEN	2,334	JOHNSON	4,354	MORGAN	5,270	WHITLEY	4,060
CUMBERLAND	1,607	KENTON	1,234	MUHLENBERG	2,241	WOLFE	3,075
DAVISS	1,384	KNOTT	4,241	NELSON	1,950	WOODFORD	2,703

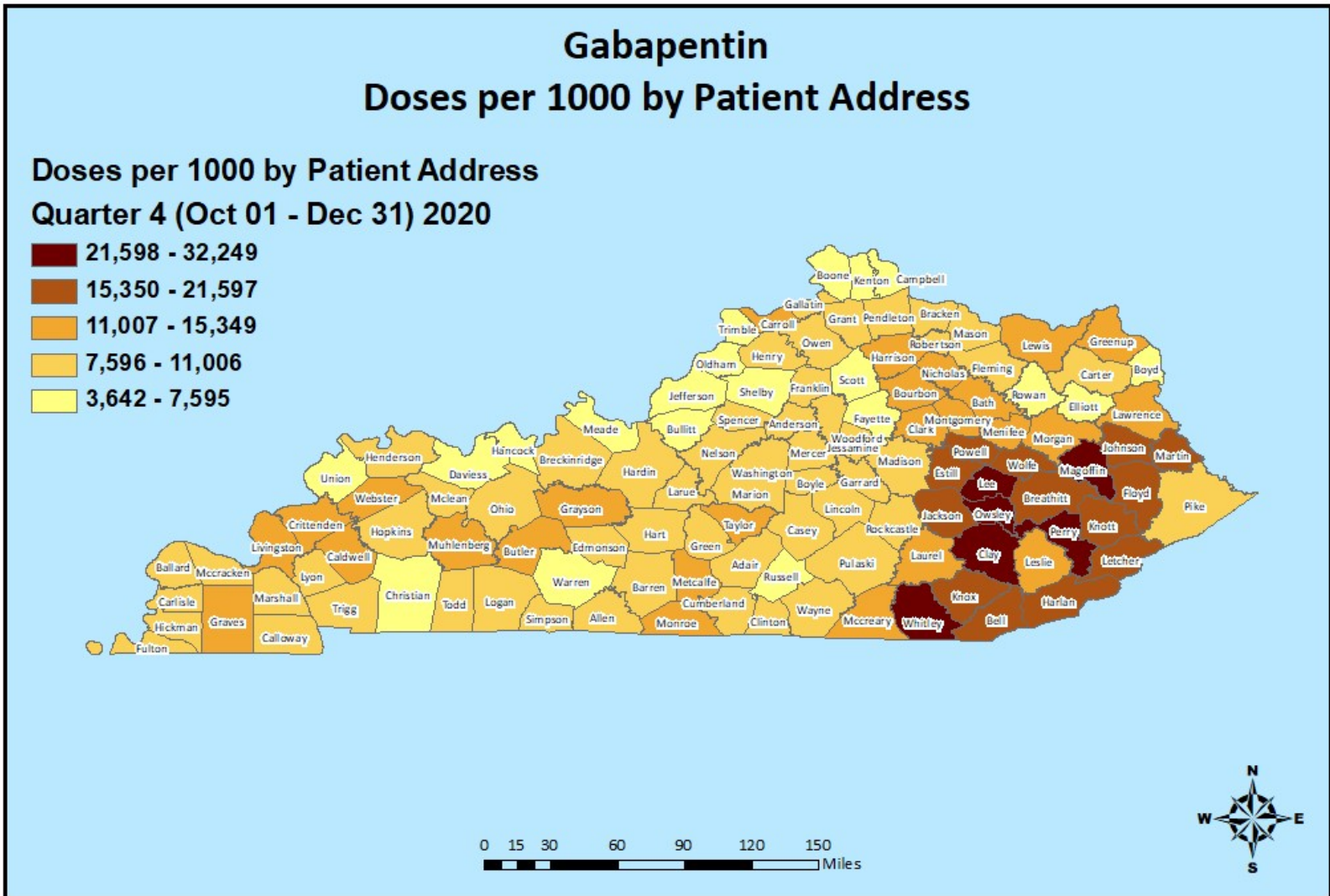
Gabapentin Prescribing Q4 2020



Gabapentin Prescribing Q4 2020

3 Digit Zip	Doses By Prescriber Zip-Actual Number of Gabapentin Doses for Quarter 4, 2020
400	1,025,613
401	431,041
402	6,766,573
403	2,258,638
404	1,382,460
405	4,889,139
406	267,483
407	1,881,848
408	326,654
409	974,455
410	3,048,581
411	1,116,183
412	657,497
413	636,490
414	350,367
415	271,064
416	633,492
417	1,130,638
418	324,839
420	2,302,368
421	2,394,309
422	656,152
423	644,780
424	961,879
425	564,816
426	374,611
427	1,684,830
Totals	37,956,800

Gabapentin Usage Q4 2020



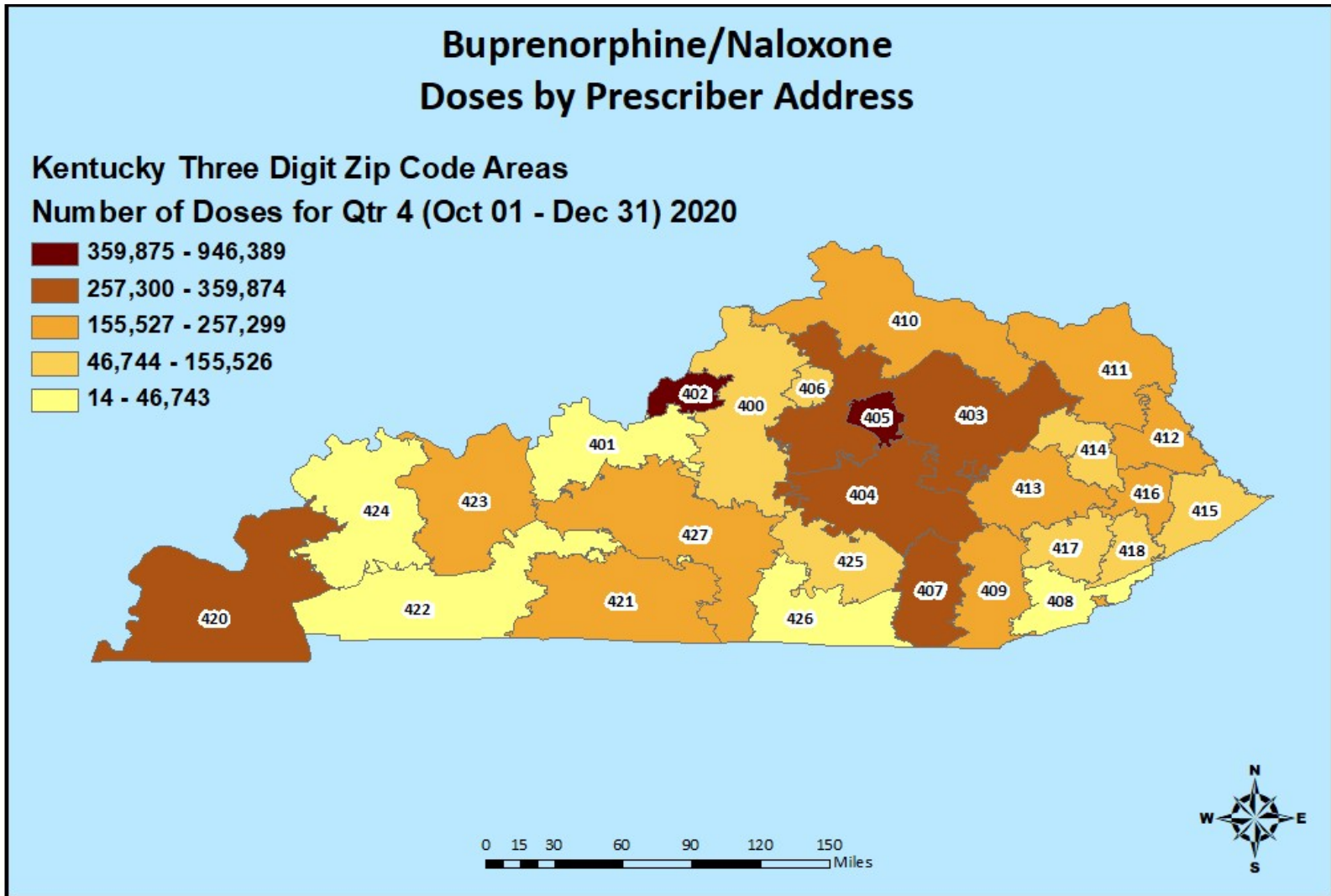
Gabapentin Usage Q4 2020

Actual Number of Gabapentin Doses for Quarter 4, 2020							
COUNTY	# DOSES	COUNTY	# DOSES	COUNTY	# DOSES	COUNTY	# DOSES
ADAIR	165,201	EDMONSON	102,519	KNOX	533,515	NICHOLAS	108,734
ALLEN	223,577	ELLIOTT	44,425	LARUE	142,476	OHIO	259,935
ANDERSON	211,562	ESTILL	277,052	LAUREL	742,780	OLDHAM	308,599
BALLARD	69,501	FAYETTE	1,756,538	LAWRENCE	226,448	OWEN	92,673
BARREN	419,499	FLEMING	146,593	LEE	157,473	OWSLEY	144,831
BATH	179,276	FLOYD	801,453	LESLIE	141,315	PENDLETON	123,965
BELL	429,617	FRANKLIN	398,084	LETCHER	451,044	PERRY	644,882
BOONE	778,042	FULTON	66,319	LEWIS	163,224	PIKE	644,639
BOURBON	228,074	GALLATIN	72,225	LINCOLN	233,993	POWELL	249,285
BOYD	283,945	GARRARD	147,231	LIVINGSTON	123,364	PULASKI	623,886
BOYLE	248,265	GRANT	212,075	LOGAN	292,679	ROBERTSON	23,382
BRACKEN	88,242	GRAVES	425,928	LYON	77,587	ROCKCASTLE	157,502
BREATHITT	249,834	GRAYSON	389,010	MADISON	823,134	ROWAN	173,974
BRECKINRIDGE	175,669	GREEN	98,563	MAGOFFIN	287,233	RUSSELL	64,537
BULLITT	545,598	GREENUP	498,208	MARION	182,032	SCOTT	358,799
BUTLER	142,987	HANCOCK	50,785	MARSHALL	323,220	SHELBY	339,063
CALDWELL	156,920	HARDIN	857,461	MARTIN	229,603	SIMPSON	163,859
CALLOWAY	312,471	HARLAN	491,738	MASON	146,572	SPENCER	185,736
CAMPBELL	573,053	HARRISON	236,196	MCCRACKEN	661,229	TAYLOR	288,085
CARLISLE	47,538	HART	168,870	MCCREARY	219,277	TODD	108,528
CARROLL	124,737	HENDERSON	362,461	MCLEAN	102,678	TRIGG	135,290
CARTER	243,378	HENRY	140,620	MEADE	161,753	TRIMBLE	59,355
CASEY	133,904	HICKMAN	35,780	MENIFEE	91,919	UNION	113,011
CHRISTIAN	450,816	HOPKINS	471,918	MERCER	211,567	WARREN	923,595
CLARK	421,234	JACKSON	222,575	METCALFE	130,114	WASHINGTON	102,801
CLAY	581,312	JEFFERSON	4,991,132	MONROE	123,775	WAYNE	212,031
CLINTON	110,795	JESSAMINE	459,214	MONTGOMERY	374,266	WEBSTER	154,564
CRITTENDEN	103,019	JOHNSON	411,154	MORGAN	180,204	WHITLEY	856,158
CUMBERLAND	71,373	KENTON	884,921	MUHLENBERG	449,163	WOLFE	134,336
DAVISS	457,872	KNOTT	323,633	NELSON	414,994	WOODFORD	202,633
						TOTAL	40,129,291

Per 1000 Gabapentin Usage Q4 2020

Actual Number of Gabapentin Doses per 1,000 Residents for Quarter 4, 2020							
COUNTY	PER 1000	COUNTY	PER 1000	COUNTY	PER 1000	COUNTY	PER 1000
ADAIR	8,569	EDMONSON	8,463	KNOX	16,837	NICHOLAS	15,349
ALLEN	10,837	ELLIOTT	5,855	LARUE	10,108	OHIO	10,663
ANDERSON	9,548	ESTILL	19,365	LAUREL	12,328	OLDHAM	4,707
BALLARD	8,629	FAYETTE	5,516	LAWRENCE	14,275	OWEN	8,708
BARREN	9,536	FLEMING	10,105	LEE	23,932	OWSLEY	32,249
BATH	14,543	FLOYD	21,597	LESLIE	13,410	PENDLETON	8,514
BELL	15,843	FRANKLIN	7,873	LETCHER	19,806	PERRY	23,585
BOONE	6,053	FULTON	10,733	LEWIS	12,143	PIKE	10,646
BOURBON	11,387	GALLATIN	8,389	LINCOLN	9,601	POWELL	20,254
BOYD	5,899	GARRARD	8,514	LIVINGSTON	13,309	PULASKI	9,755
BOYLE	8,271	GRANT	8,509	LOGAN	11,006	ROBERTSON	10,850
BRACKEN	10,505	GRAVES	11,455	LYON	9,615	ROCKCASTLE	9,347
BREATHITT	18,807	GRAYSON	14,857	MADISON	9,192	ROWAN	7,115
BRECKINRIDGE	8,801	GREEN	8,912	MAGOFFIN	22,645	RUSSELL	3,642
BULLITT	6,893	GREENUP	13,880	MARION	9,478	SCOTT	6,648
BUTLER	11,132	HANCOCK	5,764	MARSHALL	10,305	SHELBY	7,306
CALDWELL	12,486	HARDIN	7,990	MARTIN	19,130	SIMPSON	9,061
CALLOWAY	8,129	HARLAN	18,100	MASON	8,527	SPENCER	10,164
CAMPBELL	6,215	HARRISON	12,667	MCCRACKEN	10,147	TAYLOR	11,343
CARLISLE	9,792	HART	9,066	MCCREARY	12,522	TODD	8,827
CARROLL	11,681	HENDERSON	7,836	MCLEAN	10,837	TRIGG	9,485
CARTER	8,999	HENRY	8,890	MEADE	5,751	TRIMBLE	6,886
CASEY	8,467	HICKMAN	7,733	MENIFEE	14,344	UNION	7,595
CHRISTIAN	6,231	HOPKINS	10,281	MERCER	9,851	WARREN	7,357
CLARK	11,760	JACKSON	16,650	METCALFE	12,988	WASHINGTON	8,434
CLAY	27,993	JEFFERSON	6,521	MONROE	11,690	WAYNE	10,367
CLINTON	10,887	JESSAMINE	8,771	MONTGOMERY	13,477	WEBSTER	11,607
CRITTENDEN	11,212	JOHNSON	17,893	MORGAN	13,551	WHITLEY	23,719
CUMBERLAND	10,593	KENTON	5,365	MUHLENBERG	14,476	WOLFE	18,765
DAVISS	4,594	KNOTT	20,820	NELSON	9,109	WOODFORD	7,757

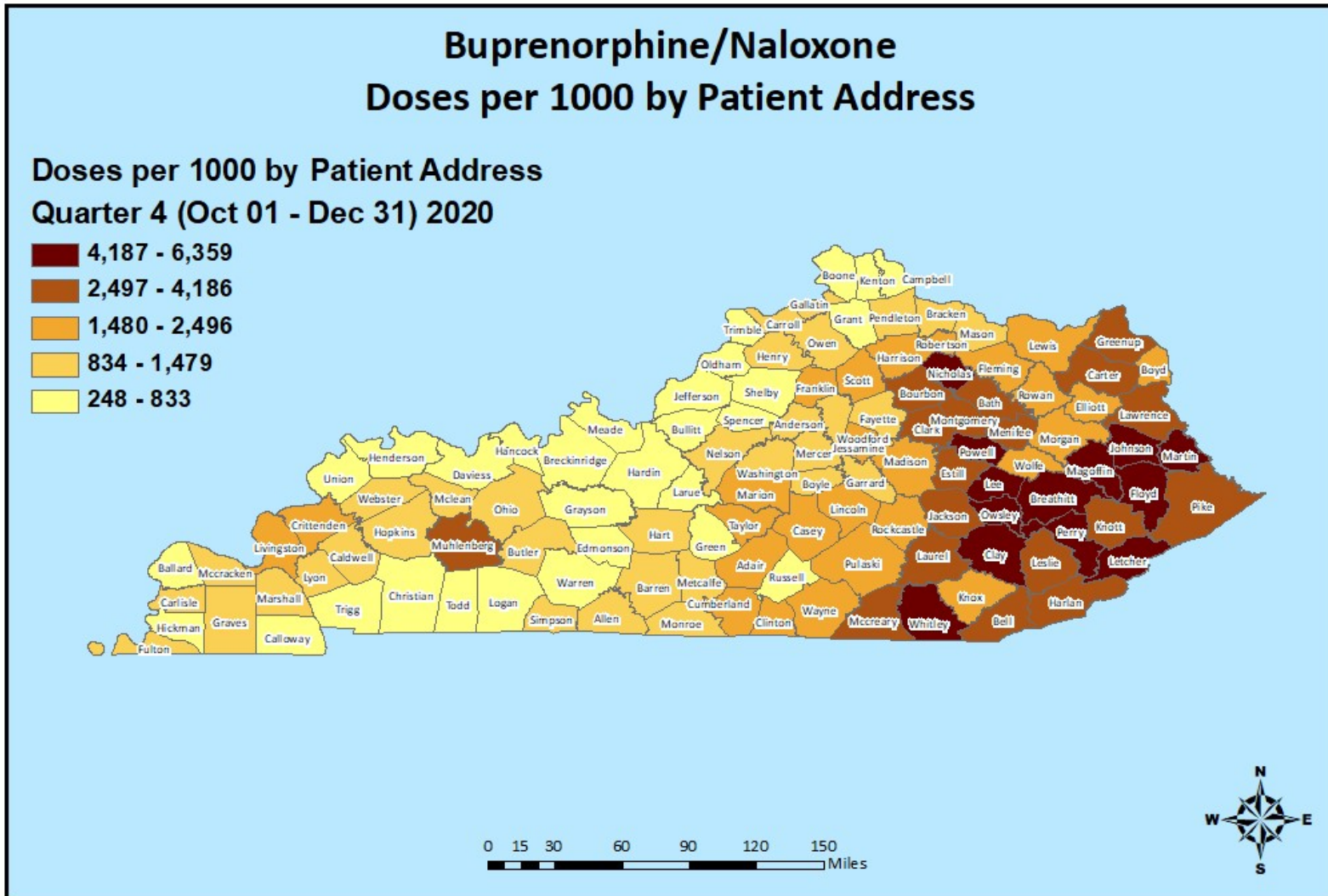
Buprenorphine/Naloxone Prescribing Q4 2020



Buprenorphine/Naloxone Prescribing Q4 2020

3 Digit Zip	Doses By Prescriber Zip-Actual Number of Buprenorphine/Naloxone Doses for Quarter 4,
400	72,541
401	6,124
402	771,558
403	359,874
404	281,296
405	946,389
406	155,526
407	353,888
408	46,743
409	226,723
410	232,593
411	257,299
412	226,087
413	225,676
414	121,177
415	112,730
416	190,553
417	102,237
418	109,839
420	297,198
421	189,501
422	23,078
423	197,818
424	15,149
425	132,370
426	14
427	223,658
Totals	5,877,639

Buprenorphine/Naloxone Usage Q4 2020



Buprenorphine/Naloxone Usage

Q4 2020

Actual Number of Buprenorphine/Naloxone Doses for Quarter 4, 2020							
COUNTY	# DOSES	COUNTY	# DOSES	COUNTY	# DOSES	COUNTY	# DOSES
ADAIR	36,610	EDMONSON	9,089	KNOX	78,815	NICHOLAS	32,320
ALLEN	21,432	ELLIOTT	17,652	LARUE	9,976	OHIO	29,686
ANDERSON	30,718	ESTILL	51,588	LAUREL	162,083	OLDHAM	22,114
BALLARD	4,813	FAYETTE	297,206	LAWRENCE	57,671	OWEN	10,307
BARREN	57,941	FLEMING	23,660	LEE	29,156	OWSLEY	26,763
BATH	47,186	FLOYD	213,910	LESLIE	43,910	PENDLETON	12,796
BELL	87,045	FRANKLIN	79,824	LETCHER	119,961	PERRY	157,985
BOONE	56,666	FULTON	6,310	LEWIS	27,135	PIKE	187,360
BOURBON	66,362	GALLATIN	9,340	LINCOLN	44,116	POWELL	55,319
BOYD	87,835	GARRARD	24,086	LIVINGSTON	16,096	PULASKI	119,141
BOYLE	36,190	GRANT	20,119	LOGAN	20,487	ROBERTSON	4,669
BRACKEN	8,470	GRAVES	36,906	LYON	8,549	ROCKCASTLE	36,169
BREATHITT	62,603	GRAYSON	20,926	MADISON	160,029	ROWAN	55,625
BRECKINRIDGE	6,552	GREEN	8,782	MAGOFFIN	80,658	RUSSELL	13,802
BULLITT	62,261	GREENUP	100,329	MARION	30,299	SCOTT	89,647
BUTLER	11,329	HANCOCK	2,188	MARSHALL	38,841	SHELBY	29,675
CALDWELL	18,592	HARDIN	69,791	MARTIN	56,466	SIMPSON	17,434
CALLOWAY	23,644	HARLAN	113,715	MASON	15,340	SPENCER	15,219
CAMPBELL	47,715	HARRISON	39,045	MCCRACKEN	85,867	TAYLOR	39,811
CARLISLE	5,990	HART	23,606	MCCREARY	48,063	TODD	6,790
CARROLL	14,301	HENDERSON	21,185	MCLEAN	9,400	TRIGG	10,094
CARTER	81,199	HENRY	14,448	MEADE	13,504	TRIMBLE	6,689
CASEY	26,353	HICKMAN	2,417	MENIFEE	22,001	UNION	4,196
CHRISTIAN	36,079	HOPKINS	63,494	MERCER	30,977	WARREN	87,948
CLARK	104,168	JACKSON	35,842	METCALFE	11,943	WASHINGTON	16,853
CLAY	124,508	JEFFERSON	482,124	MONROE	13,885	WAYNE	46,517
CLINTON	15,770	JESSAMINE	106,299	MONTGOMERY	91,023	WEBSTER	13,807
CRITTENDEN	16,798	JOHNSON	99,376	MORGAN	33,192	WHITLEY	209,684
CUMBERLAND	12,186	KENTON	88,347	MUHLENBERG	87,332	WOLFE	15,582
DAVISS	30,130	KNOTT	59,671	NELSON	43,943	WOODFORD	29,777
						TOTAL	6,277,218

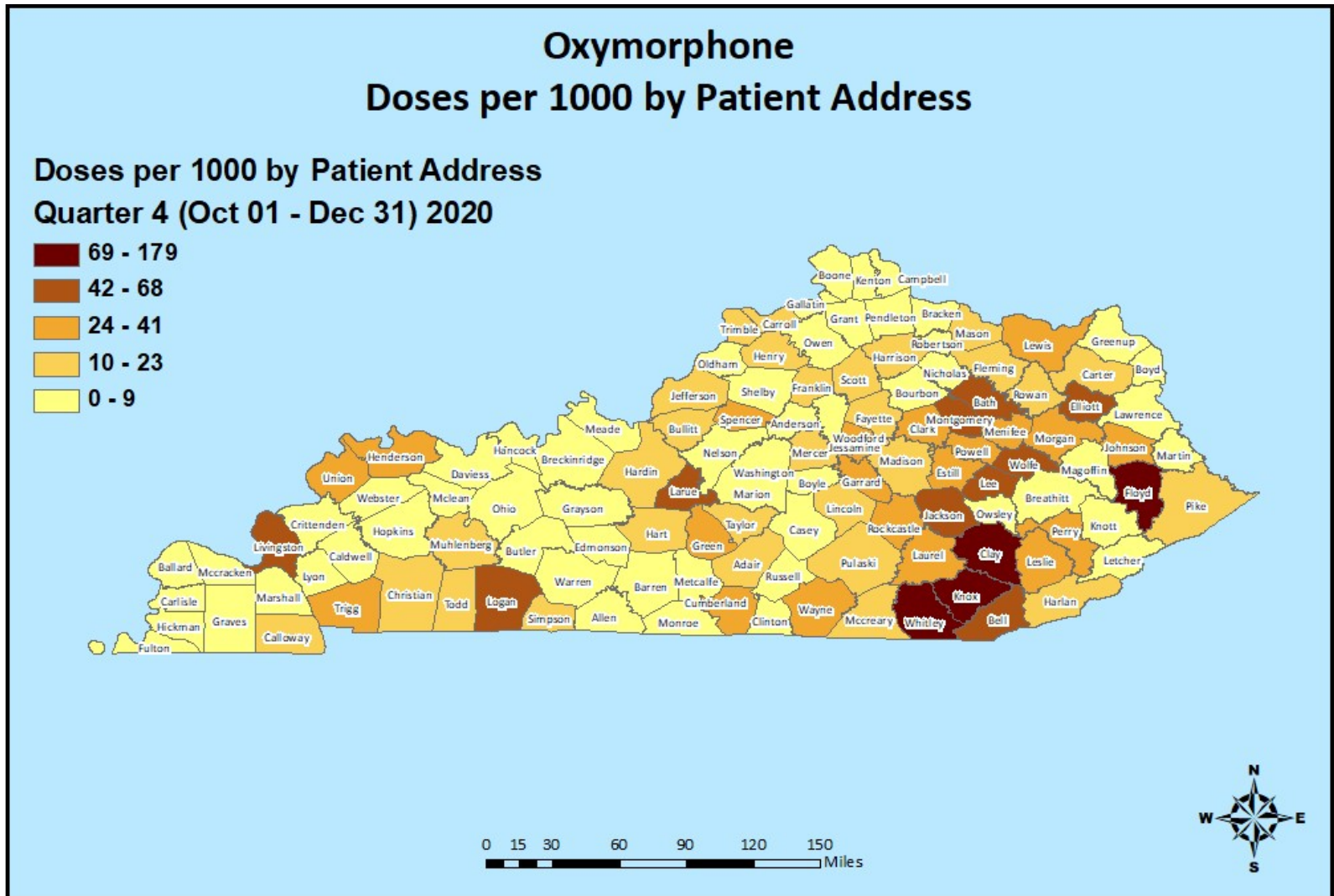
Per 1000 Buprenorphine/Naloxone Usage Q4 2020

Actual Number of Buprenorphine/Naloxone Doses per 1,000 Residents for Quarter 4, 2020							
COUNTY	PER 1000	COUNTY	PER 1000	COUNTY	PER 1000	COUNTY	PER 1000
ADAIR	1,899	EDMONSON	750	KNOX	2,487	NICHOLAS	4,562
ALLEN	1,039	ELLIOTT	2,326	LARUE	708	OHIO	1,218
ANDERSON	1,386	ESTILL	3,606	LAUREL	2,690	OLDHAM	337
BALLARD	598	FAYETTE	933	LAWRENCE	3,636	OWEN	969
BARREN	1,317	FLEMING	1,631	LEE	4,431	OWSLEY	5,959
BATH	3,828	FLOYD	5,764	LESLIE	4,167	PENDLETON	879
BELL	3,210	FRANKLIN	1,579	LETCHER	5,268	PERRY	5,778
BOONE	441	FULTON	1,021	LEWIS	2,019	PIKE	3,094
BOURBON	3,313	GALLATIN	1,085	LINCOLN	1,810	POWELL	4,495
BOYD	1,825	GARRARD	1,393	LIVINGSTON	1,737	PULASKI	1,863
BOYLE	1,206	GRANT	807	LOGAN	770	ROBERTSON	2,167
BRACKEN	1,008	GRAVES	993	LYON	1,059	ROCKCASTLE	2,147
BREATHITT	4,713	GRAYSON	799	MADISON	1,787	ROWAN	2,275
BRECKINRIDGE	328	GREEN	794	MAGOFFIN	6,359	RUSSELL	779
BULLITT	787	GREENUP	2,795	MARION	1,578	SCOTT	1,661
BUTLER	882	HANCOCK	248	MARSHALL	1,238	SHELBY	639
CALDWELL	1,479	HARDIN	650	MARTIN	4,705	SIMPSON	964
CALLOWAY	615	HARLAN	4,186	MASON	892	SPENCER	833
CAMPBELL	517	HARRISON	2,094	MCCRACKEN	1,318	TAYLOR	1,568
CARLISLE	1,234	HART	1,267	MCCREARY	2,745	TODD	552
CARROLL	1,339	HENDERSON	458	MCLEAN	992	TRIGG	708
CARTER	3,002	HENRY	913	MEADE	480	TRIMBLE	776
CASEY	1,666	HICKMAN	522	MENIFEE	3,433	UNION	282
CHRISTIAN	499	HOPKINS	1,383	MERCER	1,442	WARREN	701
CLARK	2,908	JACKSON	2,681	METCALFE	1,192	WASHINGTON	1,383
CLAY	5,996	JEFFERSON	630	MONROE	1,311	WAYNE	2,274
CLINTON	1,550	JESSAMINE	2,030	MONTGOMERY	3,278	WEBSTER	1,037
CRITTENDEN	1,828	JOHNSON	4,325	MORGAN	2,496	WHITLEY	5,809
CUMBERLAND	1,809	KENTON	536	MUHLENBERG	2,815	WOLFE	2,177
DAVISS	302	KNOTT	3,839	NELSON	965	WOODFORD	1,140

Oxymorphone Prescribing Q4 2020

3 Digit Zip	Doses By Prescriber Zip-Actual Number of Oxymorphone Doses for Quarter 4, 2020
400	180
401	0
402	23,488
403	540
404	402
405	25,906
406	0
407	420
408	112
409	120
410	3,425
411	840
412	0
413	228
414	0
415	0
416	270
417	360
418	0
420	1,050
421	1,994
422	540
423	0
424	802
425	0
426	0
427	720
Totals	61,397

Oxymorphone Usage Q4 2020



Oxymorphone Usage Q4 2020

Actual Number of Oxymorphone Doses for Quarter 4, 2020							
COUNTY	# DOSES	COUNTY	# DOSES	COUNTY	# DOSES	COUNTY	# DOSES
ADAIR	360	EDMONSON	0	KNOX	3,378	NICHOLAS	0
ALLEN	180	ELLIOTT	420	LARUE	630	OHIO	0
ANDERSON	180	ESTILL	570	LAUREL	2,468	OLDHAM	285
BALLARD	0	FAYETTE	4,680	LAWRENCE	0	OWEN	0
BARREN	180	FLEMING	180	LEE	450	OWSLEY	0
BATH	660	FLOYD	6,634	LESLIE	360	PENDLETON	0
BELL	1,386	FRANKLIN	510	LETCHER	0	PERRY	870
BOONE	675	FULTON	0	LEWIS	420	PIKE	1,230
BOURBON	0	GALLATIN	0	LINCOLN	252	POWELL	480
BOYD	0	GARRARD	540	LIVINGSTON	510	PULASKI	1,290
BOYLE	180	GRANT	0	LOGAN	1,170	ROBERTSON	0
BRACKEN	0	GRAVES	0	LYON	0	ROCKCASTLE	420
BREATHITT	90	GRAYSON	0	MADISON	1,599	ROWAN	540
BRECKINRIDGE	0	GREEN	285	MAGOFFIN	0	RUSSELL	0
BULLITT	900	GREENUP	180	MARION	0	SCOTT	840
BUTLER	0	HANCOCK	0	MARSHALL	0	SHELBY	232
CALDWELL	0	HARDIN	2,076	MARTIN	0	SIMPSON	420
CALLOWAY	540	HARLAN	472	MASON	270	SPENCER	540
CAMPBELL	770	HARRISON	180	MCCRACKEN	0	TAYLOR	360
CARLISLE	0	HART	360	MCCREARY	360	TODD	180
CARROLL	180	HENDERSON	1,232	MCLEAN	0	TRIGG	528
CARTER	464	HENRY	339	MEADE	0	TRIMBLE	120
CASEY	0	HICKMAN	0	MENIFEE	180	UNION	420
CHRISTIAN	750	HOPKINS	180	MERCER	360	WARREN	794
CLARK	1,200	JACKSON	660	METCALFE	0	WASHINGTON	0
CLAY	2,014	JEFFERSON	8,674	MONROE	0	WAYNE	600
CLINTON	0	JESSAMINE	1,520	MONTGOMERY	1,200	WEBSTER	90
CRITTENDEN	0	JOHNSON	618	MORGAN	420	WHITLEY	4,446
CUMBERLAND	240	KENTON	960	MUHLENBERG	664	WOLFE	360
DAVISS	0	KNOTT	0	NELSON	0	WOODFORD	0
						TOTAL	71,955

Per 1000 Oxymorphone Usage Q4 2020

Actual Number of Oxymorphone Doses per 1,000 Residents for Quarter 4, 2020							
COUNTY	PER 1000	COUNTY	PER 1000	COUNTY	PER 1000	COUNTY	PER 1000
ADAIR	19	EDMONSON	0	KNOX	107	NICHOLAS	0
ALLEN	9	ELLIOTT	55	LARUE	45	OHIO	0
ANDERSON	8	ESTILL	40	LAUREL	41	OLDHAM	4
BALLARD	0	FAYETTE	15	LAWRENCE	0	OWEN	0
BARREN	4	FLEMING	12	LEE	68	OWSLEY	0
BATH	54	FLOYD	179	LESLIE	34	PENDLETON	0
BELL	51	FRANKLIN	10	LETCHER	0	PERRY	32
BOONE	5	FULTON	0	LEWIS	31	PIKE	20
BOURBON	0	GALLATIN	0	LINCOLN	10	POWELL	39
BOYD	0	GARRARD	31	LIVINGSTON	55	PULASKI	20
BOYLE	6	GRANT	0	LOGAN	44	ROBERTSON	0
BRACKEN	0	GRAVES	0	LYON	0	ROCKCASTLE	25
BREATHITT	7	GRAYSON	0	MADISON	18	ROWAN	22
BRECKINRIDGE	0	GREEN	26	MAGOFFIN	0	RUSSELL	0
BULLITT	11	GREENUP	5	MARION	0	SCOTT	16
BUTLER	0	HANCOCK	0	MARSHALL	0	SHELBY	5
CALDWELL	0	HARDIN	19	MARTIN	0	SIMPSON	23
CALLOWAY	14	HARLAN	17	MASON	16	SPENCER	30
CAMPBELL	8	HARRISON	10	MCCRACKEN	0	TAYLOR	14
CARLISLE	0	HART	19	MCCREARY	21	TODD	15
CARROLL	17	HENDERSON	27	MCLEAN	0	TRIGG	37
CARTER	17	HENRY	21	MEADE	0	TRIMBLE	14
CASEY	0	HICKMAN	0	MENIFEE	28	UNION	28
CHRISTIAN	10	HOPKINS	4	MERCER	17	WARREN	6
CLARK	34	JACKSON	49	METCALFE	0	WASHINGTON	0
CLAY	97	JEFFERSON	11	MONROE	0	WAYNE	29
CLINTON	0	JESSAMINE	29	MONTGOMERY	43	WEBSTER	7
CRITTENDEN	0	JOHNSON	27	MORGAN	32	WHITLEY	123
CUMBERLAND	36	KENTON	6	MUHLENBERG	21	WOLFE	50
DAVISS	0	KNOTT	0	NELSON	0	WOODFORD	0