

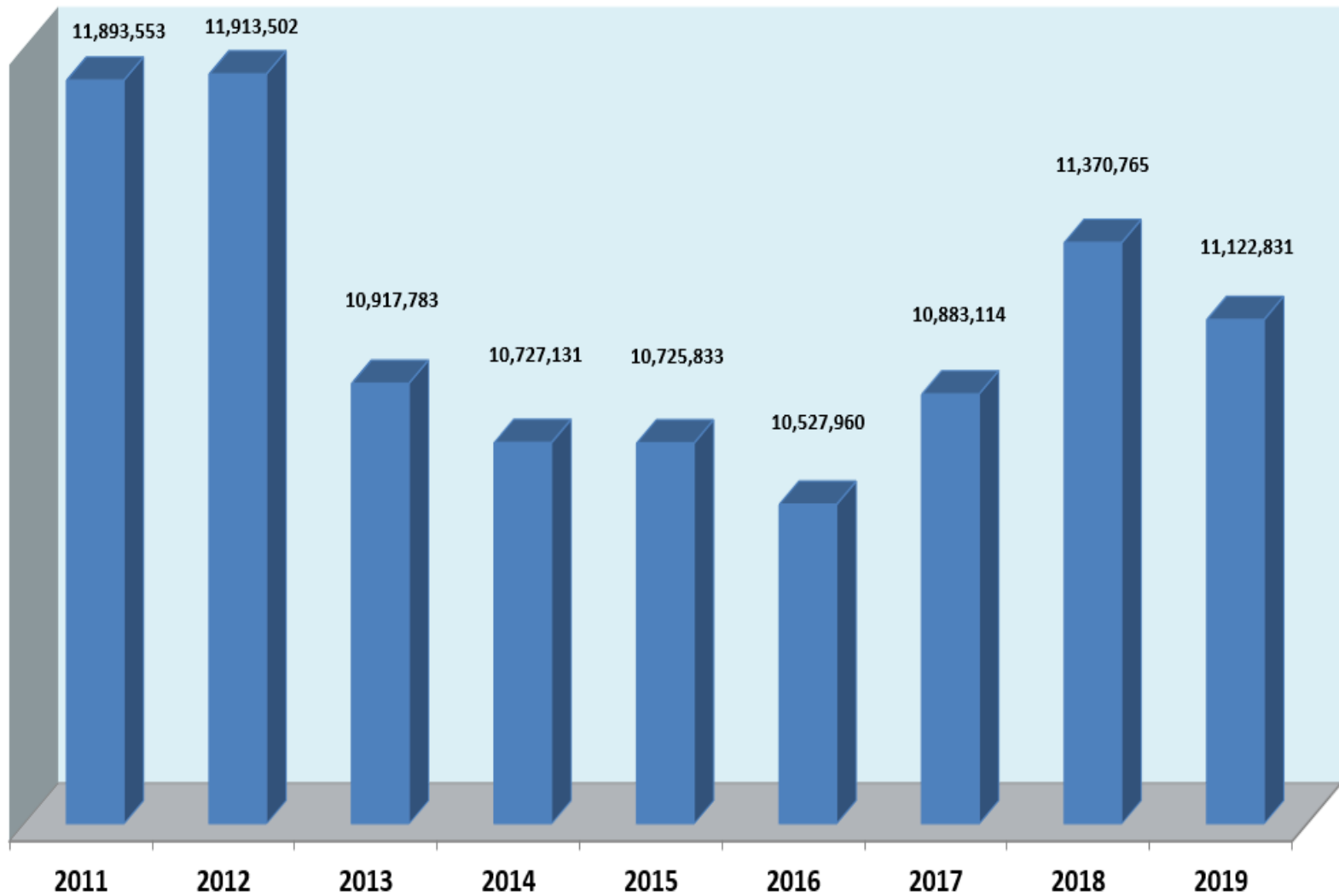
# Kentucky All Schedule Prescription Electronic Reporting

## Quarterly Trend Report 4th Quarter 2019

Cabinet for Health and Family Services  
Office of Inspector General  
275 E. Main Street  
Frankfort, KY 40621



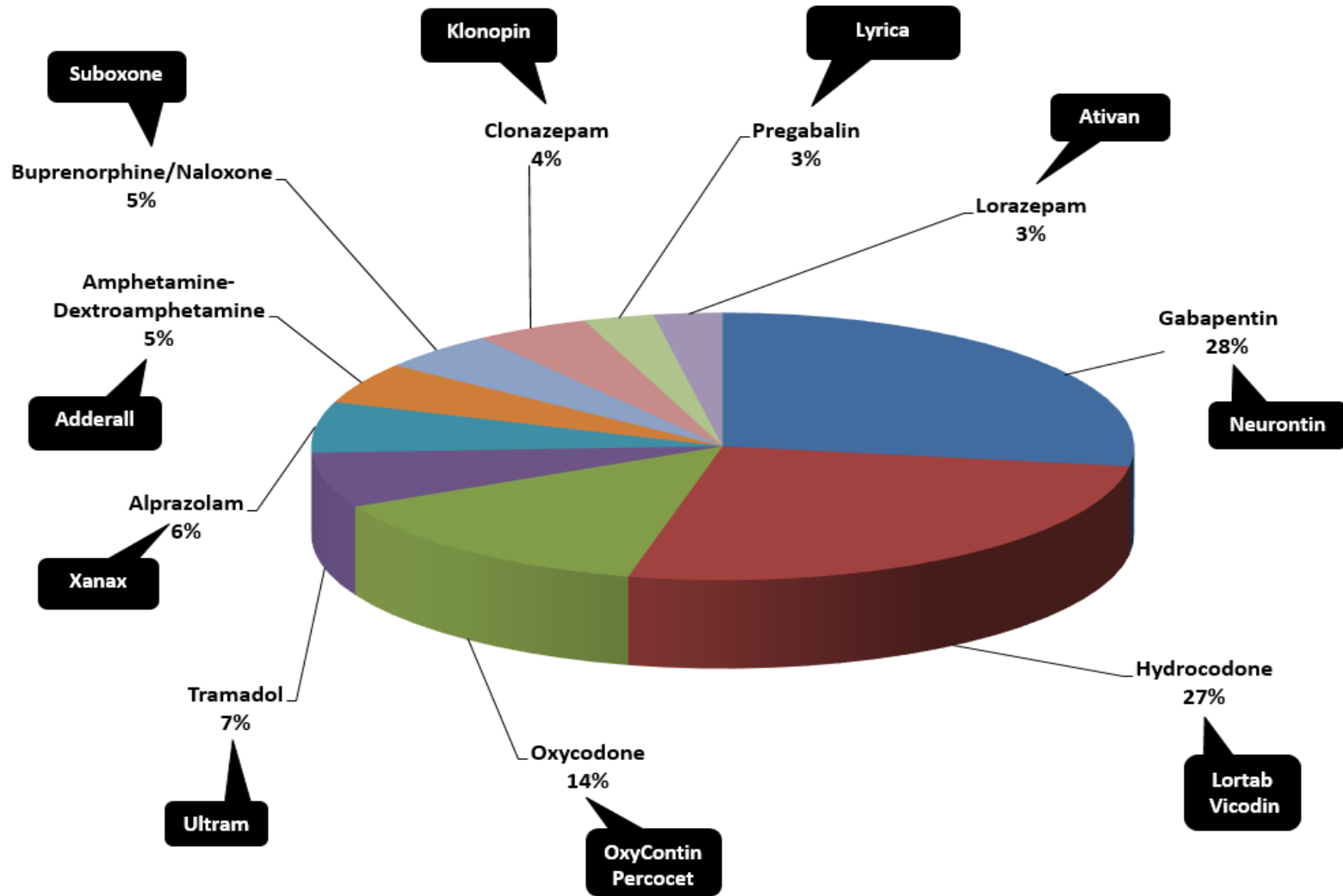
# KASPER Records Added 2011 – 2019



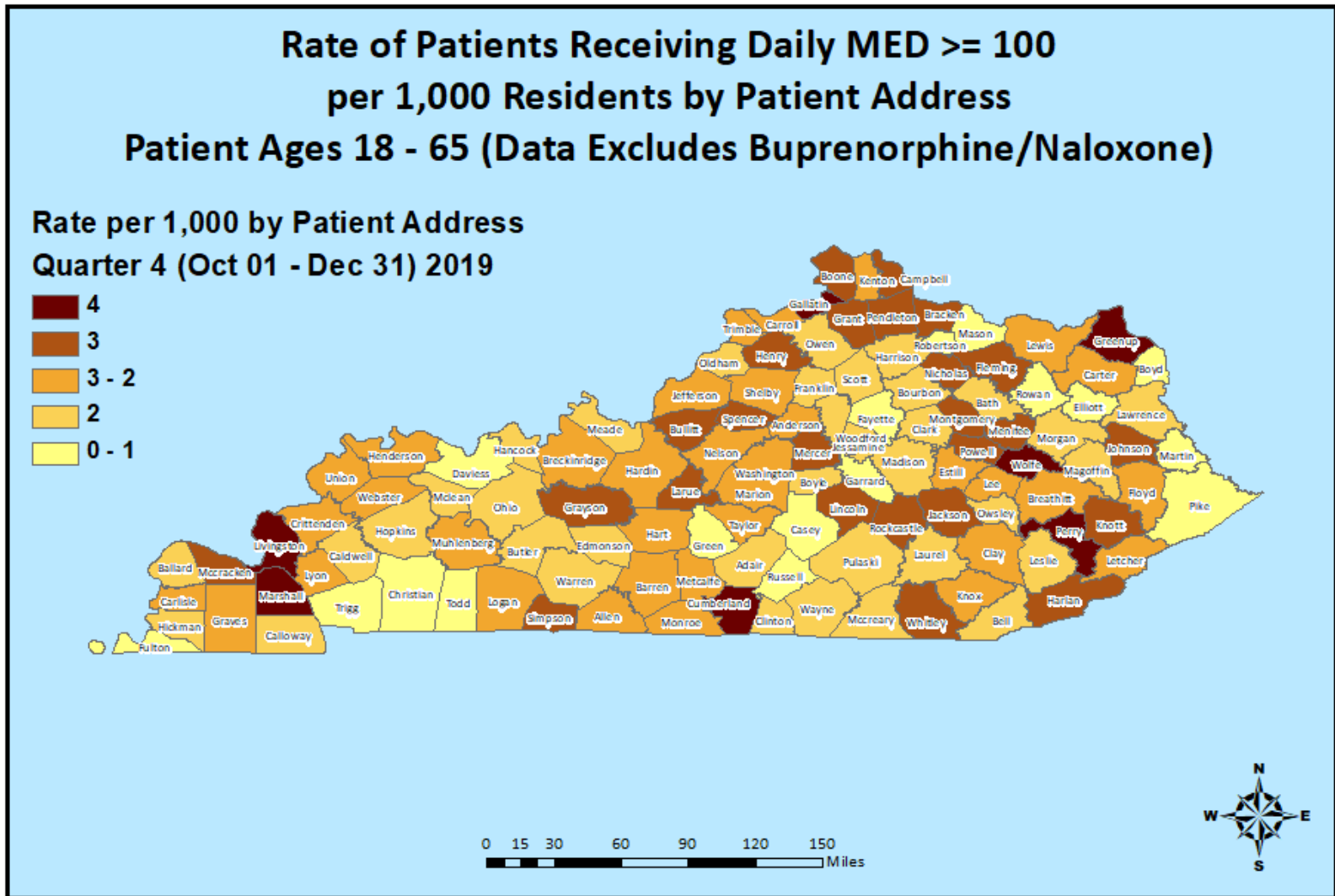
Cabinet for Health and Family Services



# Top Prescribed Controlled Substances by Therapeutic Category by Doses – Q4 2019



# Opioid Morphine Equivalent Dose (MED) Data Q4 2019




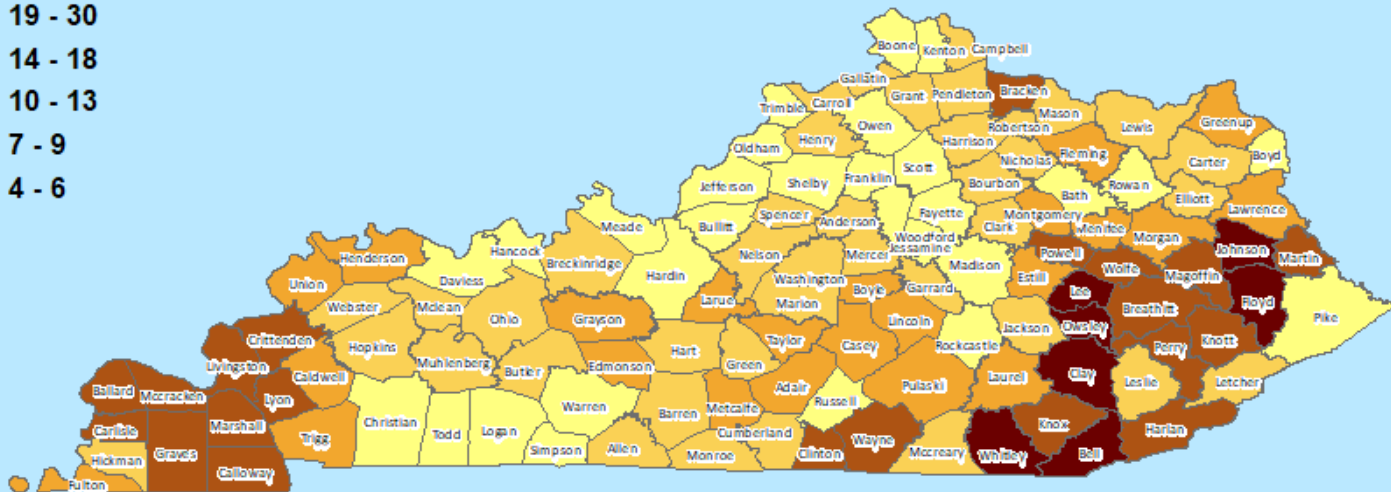
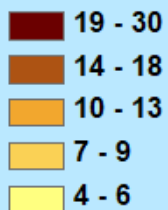
# Opioid Morphine Equivalent Dose (MED) Data Q4 2019

Rate of Patients Receiving Daily Morphine Equivalent Dosage $\geq$ 100 per 1,000 Residents for Quarter 4, 2019 Patient Ages 18 - 65 (Data Excludes Buprenorphine/Naloxone)							
COUNTY	PER 1000	COUNTY	PER 1000	COUNTY	PER 1000	COUNTY	PER 1000
ADAIR	1	EDMONSON	2	KNOX	2	NICHOLAS	2
ALLEN	2	ELLIOTT	1	LARUE	2	OHIO	1
ANDERSON	2	ESTILL	2	LAUREL	1	OLDHAM	1
BALLARD	2	FAYETTE	1	LAWRENCE	1	OWEN	1
BARREN	2	FLEMING	2	LEE	2	OWSLEY	1
BATH	1	FLOYD	2	LESLIE	1	PENDLETON	2
BELL	1	FRANKLIN	2	LETCHER	2	PERRY	3
BOONE	3	FULTON	1	LEWIS	2	PIKE	1
BOURBON	1	GALLATIN	3	LINCOLN	2	POWELL	3
BOYD	1	GARRARD	1	LIVINGSTON	3	PULASKI	1
BOYLE	1	GRANT	3	LOGAN	2	ROBERTSON	0
BRACKEN	2	GRAVES	2	LYON	2	ROCKCASTLE	2
BREATHITT	2	GRAYSON	2	MADISON	2	ROWAN	1
BRECKINRIDGE	2	GREEN	1	MAGOFFIN	2	RUSSELL	0
BULLITT	2	GREENUP	4	MARION	2	SCOTT	1
BUTLER	2	HANCOCK	1	MARSHALL	3	SHELBY	2
CALDWELL	2	HARDIN	2	MARTIN	0	SIMPSON	2
CALLOWAY	2	HARLAN	2	MASON	0	SPENCER	2
CAMPBELL	2	HARRISON	2	MCCRACKEN	2	TAYLOR	2
CARLISLE	2	HART	2	MCCREARY	1	TODD	1
CARROLL	2	HENDERSON	2	MCLEAN	2	TRIGG	1
CARTER	2	HENRY	2	MEADE	1	TRIMBLE	2
CASEY	1	HICKMAN	2	MENIFEE	3	UNION	2
CHRISTIAN	1	HOPKINS	2	MERCER	2	WARREN	2
CLARK	2	JACKSON	2	METCALFE	2	WASHINGTON	2
CLAY	2	JEFFERSON	2	MONROE	2	WAYNE	1
CLINTON	2	JESSAMINE	2	MONTGOMERY	2	WEBSTER	2
CRITTENDEN	2	JOHNSON	2	MORGAN	2	WHITLEY	3
CUMBERLAND	3	KENTON	2	MUHLENBERG	2	WOLFE	3
DAVISS	1	KNOTT	3	NELSON	2	WOODFORD	2

# Patients with Seven or More Days of Overlapping Opioid and Benzodiazepine Prescriptions Q4 2019

## Opioid and Benzodiazepine 7-Day Overlap by Patient Address

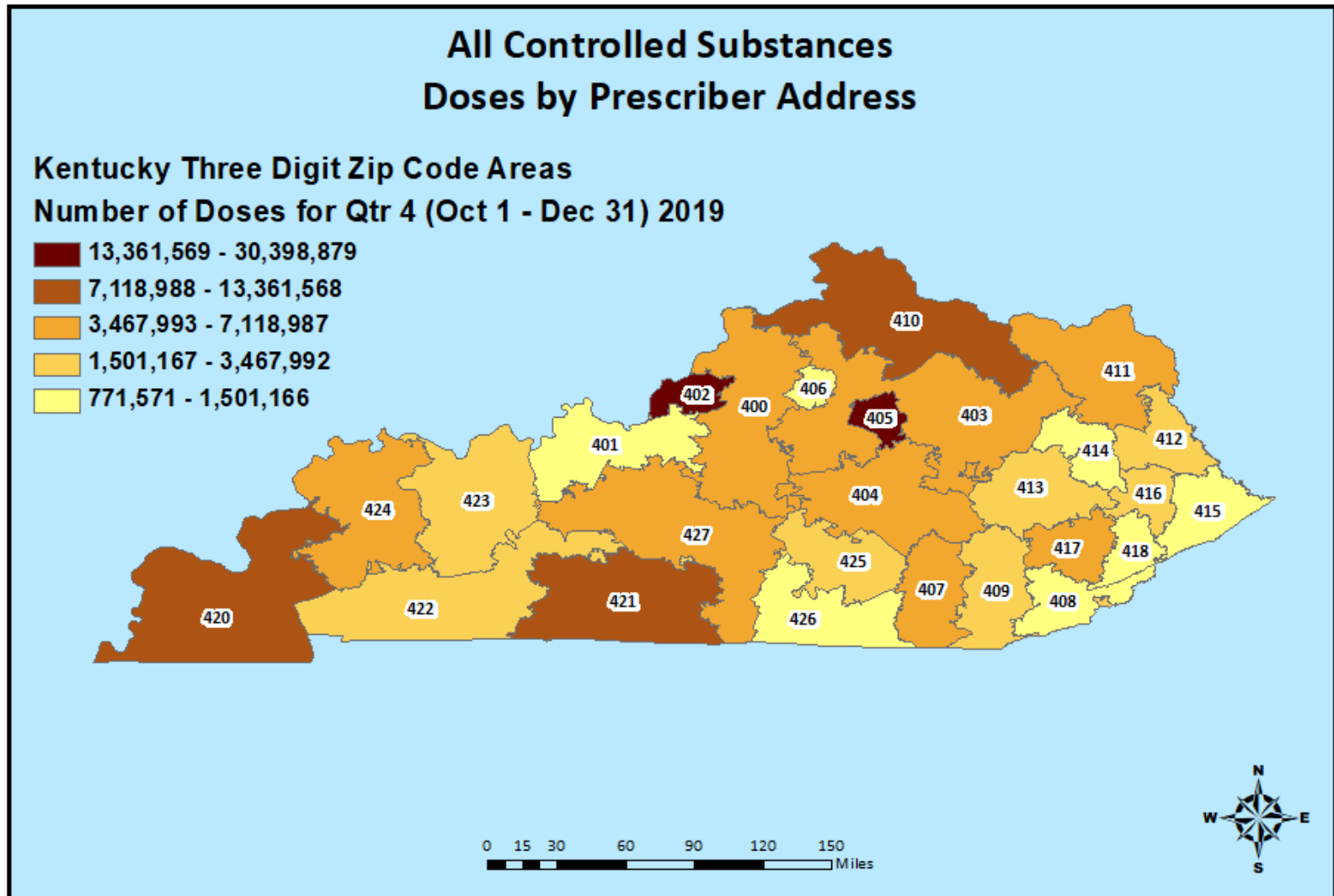
Rate per 1,000 of 7-Day Overlap by Patient Address  
Quarter 4 (Oct 01 - Dec 31) 2019



# Patients with Seven or More Days of Overlapping Opioid and Benzodiazepine Prescriptions Q4 2019

Rate of Patients With at Least a 7-Day Overlap of Opioids and Benzodiazepines per 1,000 for Quarter 4, 2019							
COUNTY	PER 1000	COUNTY	PER 1000	COUNTY	PER 1000	COUNTY	PER 1000
ADAIR	11	EDMONSON	9	KNOX	17	NICHOLAS	7
ALLEN	8	ELLIOTT	7	LARUE	12	OHIO	7
ANDERSON	7	ESTILL	13	LAUREL	10	OLDHAM	4
BALLARD	14	FAYETTE	4	LAWRENCE	13	OWEN	6
BARREN	9	FLEMING	10	LEE	23	OWSLEY	27
BATH	6	FLOYD	23	LESLIE	7	PENDLETON	8
BELL	30	FRANKLIN	6	LETCHER	7	PERRY	17
BOONE	5	FULTON	11	LEWIS	9	PIKE	6
BOURBON	6	GALLATIN	7	LINCOLN	11	POWELL	16
BOYD	5	GARRARD	7	LIVINGSTON	18	PULASKI	10
BOYLE	10	GRANT	7	LOGAN	6	ROBERTSON	9
BRACKEN	14	GRAVES	14	LYON	15	ROCKCASTLE	6
BREATHITT	15	GRAYSON	11	MADISON	6	ROWAN	6
BRECKINRIDGE	7	GREEN	7	MAGOFFIN	18	RUSSELL	4
BULLITT	6	GREENUP	11	MARION	8	SCOTT	5
BUTLER	7	HANCOCK	4	MARSHALL	16	SHELBY	6
CALDWELL	13	HARDIN	5	MARTIN	18	SIMPSON	4
CALLOWAY	14	HARLAN	14	MASON	8	SPENCER	7
CAMPBELL	7	HARRISON	9	MCCRACKEN	14	TAYLOR	13
CARLISLE	16	HART	8	MCCREARY	9	TODD	6
CARROLL	7	HENDERSON	12	MCLEAN	8	TRIGG	11
CARTER	7	HENRY	8	MEADE	4	TRIMBLE	6
CASEY	12	HICKMAN	8	MENIFEE	10	UNION	11
CHRISTIAN	5	HOPKINS	7	MERCER	8	WARREN	5
CLARK	7	JACKSON	8	METCALFE	12	WASHINGTON	7
CLAY	25	JEFFERSON	6	MONROE	8	WAYNE	15
CLINTON	15	JESSAMINE	5	MONTGOMERY	11	WEBSTER	8
CRITTENDEN	14	JOHNSON	23	MORGAN	11	WHITLEY	21
CUMBERLAND	9	KENTON	5	MUHLENBERG	9	WOLFE	18
DAVISS	4	KNOTT	16	NELSON	8	WOODFORD	6

# Controlled Substance Prescribing Q4 2019






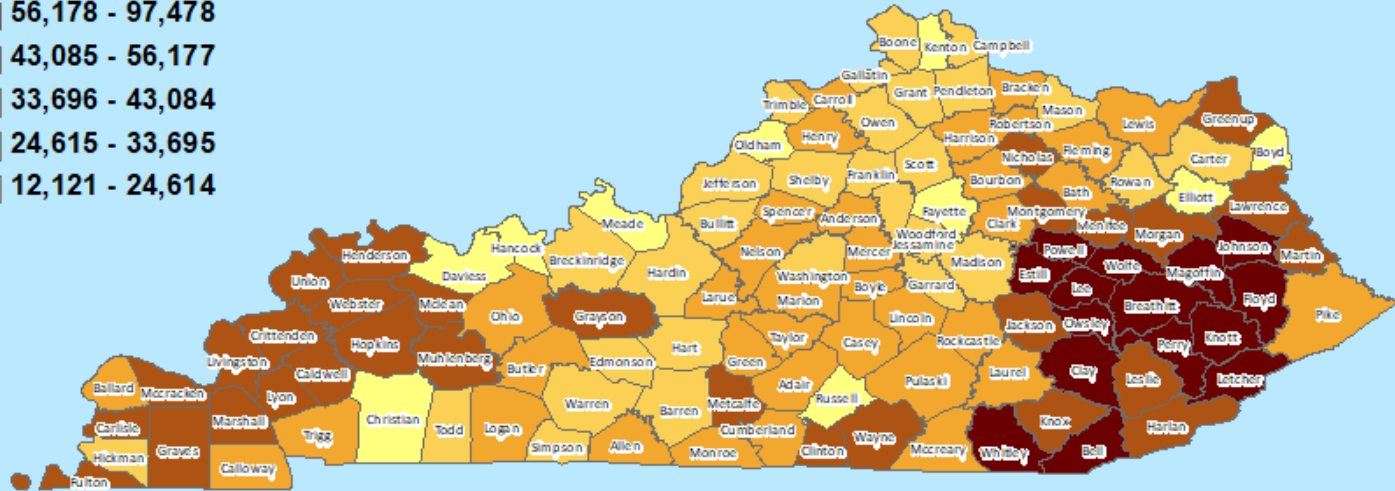

# Controlled Substance Prescribing Q4 2019

3 Digit Zip	Doses By Prescriber Zip-Actual Number of all Controlled Substances for Quarter 4, 2019
400	4,223,668
401	1,501,166
402	30,398,879
403	7,118,987
404	5,396,537
405	19,631,696
406	1,462,534
407	5,076,501
408	926,488
409	3,467,992
410	13,361,568
411	4,130,801
412	2,293,015
413	2,069,948
414	798,592
415	771,571
416	2,297,625
417	3,985,317
418	857,007
420	10,282,362
421	8,710,179
422	2,225,828
423	2,367,941
424	4,788,652
425	2,358,584
426	1,449,525
427	6,261,944
<b>Totals</b>	<b>148,214,907</b>

# Controlled Substance Usage Q4 2019

## All Controlled Substances Usage Dosage Rate per 1000 by Patient Address

Doses per 1000 by Patient Address  
Quarter 4 (Oct 01 - Dec 31) 2019



# Controlled Substance Usage

## Q4 2019

Actual Number of All Controlled Substances Doses for Quarter 4, 2019							
COUNTY	# DOSES	COUNTY	# DOSES	COUNTY	# DOSES	COUNTY	# DOSES
ADAIR	670,141	EDMONSON	377,367	KNOX	1,674,000	NICHOLAS	312,456
ALLEN	733,020	ELLIOTT	186,770	LARUE	585,511	OHIO	970,852
ANDERSON	801,902	ESTILL	870,364	LAUREL	2,441,692	OLDHAM	1,516,430
BALLARD	294,131	FAYETTE	7,375,681	LAWRENCE	715,601	OWEN	304,201
BARREN	1,482,325	FLEMING	539,842	LEE	509,122	OWSLEY	437,773
BATH	528,132	FLOYD	2,796,421	LESLIE	569,886	PENDLETON	456,591
BELL	1,776,689	FRANKLIN	1,591,297	LETCHER	1,371,760	PERRY	2,156,748
BOONE	3,417,063	FULTON	273,771	LEWIS	528,640	PIKE	2,291,763
BOURBON	757,339	GALLATIN	262,279	LINCOLN	977,507	POWELL	794,374
BOYD	1,105,895	GARRARD	533,255	LIVINGSTON	494,702	PULASKI	2,485,422
BOYLE	1,079,406	GRANT	732,079	LOGAN	984,981	ROBERTSON	84,472
BRACKEN	343,155	GRAVES	1,707,207	LYON	396,509	ROCKCASTLE	681,584
BREATHITT	807,000	GRAYSON	1,377,466	MADISON	2,996,314	ROWAN	674,888
BRECKINRIDGE	641,235	GREEN	388,283	MAGOFFIN	829,516	RUSSELL	214,813
BULLITT	2,451,966	GREENUP	1,767,933	MARION	683,295	SCOTT	1,543,054
BUTLER	471,087	HANCOCK	198,240	MARSHALL	1,491,275	SHELBY	1,416,490
CALDWELL	602,509	HARDIN	3,461,960	MARTIN	650,282	SIMPSON	565,050
CALLOWAY	1,417,909	HARLAN	1,526,211	MASON	508,806	SPENCER	652,102
CAMPBELL	2,494,460	HARRISON	740,736	MCCRACKEN	3,010,737	TAYLOR	1,040,213
CARLISLE	221,389	HART	610,080	MCCREARY	695,914	TODD	399,273
CARROLL	459,954	HENDERSON	2,100,596	MCLEAN	419,476	TRIGG	546,824
CARTER	886,396	HENRY	575,674	MEADE	631,210	TRIMBLE	255,709
CASEY	576,070	HICKMAN	146,637	MENIFEE	289,650	UNION	659,398
CHRISTIAN	1,718,701	HOPKINS	2,011,987	MERCER	805,182	WARREN	3,540,870
CLARK	1,409,503	JACKSON	625,832	METCALFE	442,124	WASHINGTON	377,505
CLAY	1,699,899	JEFFERSON	23,193,091	MONROE	427,154	WAYNE	907,240
CLINTON	470,318	JESSAMINE	1,731,015	MONTGOMERY	1,271,508	WEBSTER	699,062
CRITTENDEN	457,059	JOHNSON	1,377,653	MORGAN	575,518	WHITLEY	2,613,837
CUMBERLAND	290,298	KENTON	3,870,529	MUHLENBERG	1,647,004	WOLFE	432,278
DAVISS	2,149,292	KNOTT	1,021,609	NELSON	1,693,334	WOODFORD	782,454
<b>TOTAL</b>						<b>156,318,044</b>	

# Per 1000 Controlled Substance Usage Q4 2019


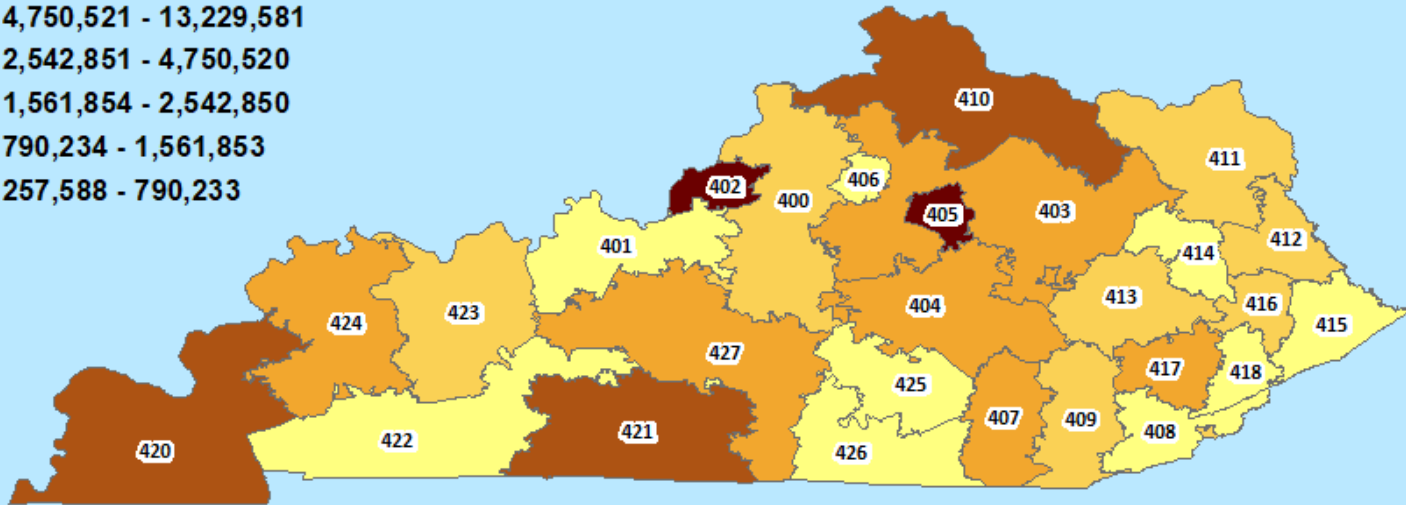
Actual Number of All Controlled Substances Doses per 1,000 Residents for Quarter 4, 2019							
COUNTY	PER 1000	COUNTY	PER 1000	COUNTY	PER 1000	COUNTY	PER 1000
ADAIR	34,758	EDMONSON	31,151	KNOX	52,829	NICHOLAS	44,107
ALLEN	35,530	ELLIOTT	24,614	LARUE	41,537	OHIO	39,825
ANDERSON	36,190	ESTILL	60,835	LAUREL	40,526	OLDHAM	23,130
BALLARD	36,520	FAYETTE	23,161	LAWRENCE	45,111	OWEN	28,585
BARREN	33,695	FLEMING	37,213	LEE	77,374	OWSLEY	97,478
BATH	42,844	FLOYD	75,355	LESLIE	54,079	PENDLETON	31,359
BELL	65,519	FRANKLIN	31,473	LETCHER	60,236	PERRY	78,878
BOONE	26,584	FULTON	44,307	LEWIS	39,327	PIKE	37,846
BOURBON	37,810	GALLATIN	30,466	LINCOLN	40,108	POWELL	64,541
BOYD	22,976	GARRARD	30,838	LIVINGSTON	53,372	PULASKI	38,861
BOYLE	35,959	GRANT	29,374	LOGAN	37,039	ROBERTSON	39,198
BRACKEN	40,852	GRAVES	45,915	LYON	49,140	ROCKCASTLE	40,450
BREATHITT	60,750	GRAYSON	52,607	MADISON	33,461	ROWAN	27,602
BRECKINRIDGE	32,124	GREEN	35,107	MAGOFFIN	65,399	RUSSELL	12,121
BULLITT	30,978	GREENUP	49,256	MARION	35,579	SCOTT	28,590
BUTLER	36,675	HANCOCK	22,502	MARSHALL	47,546	SHELBY	30,523
CALDWELL	47,940	HARDIN	32,259	MARTIN	54,181	SIMPSON	31,248
CALLOWAY	36,889	HARLAN	56,177	MASON	29,599	SPENCER	35,685
CAMPBELL	27,052	HARRISON	39,726	MCCRACKEN	46,204	TAYLOR	40,958
CARLISLE	45,600	HART	32,752	MCCREARY	39,742	TODD	32,474
CARROLL	43,071	HENDERSON	45,415	MCLEAN	44,272	TRIGG	38,336
CARTER	32,774	HENRY	36,394	MEADE	22,442	TRIMBLE	29,665
CASEY	36,426	HICKMAN	31,692	MENIFEE	45,201	UNION	44,314
CHRISTIAN	23,755	HOPKINS	43,830	MERCER	37,490	WARREN	28,207
CLARK	39,351	JACKSON	46,816	METCALFE	44,133	WASHINGTON	30,971
CLAY	81,860	JEFFERSON	30,304	MONROE	40,343	WAYNE	44,357
CLINTON	46,214	JESSAMINE	33,062	MONTGOMERY	45,785	WEBSTER	52,498
CRITTENDEN	49,745	JOHNSON	59,955	MORGAN	43,279	WHITLEY	72,413
CUMBERLAND	43,084	KENTON	23,466	MUHLENBERG	53,081	WOLFE	60,382
DAVISS	21,563	KNOTT	65,724	NELSON	37,168	WOODFORD	29,952

# Opioid Prescribing Q4 2019

## All Opioid Controlled Substances Doses by Prescriber Address

### Kentucky Three Digit Zip Code Areas

Number of Opioid Doses for Qtr 4 (Oct 1 - Dec 31) 2019




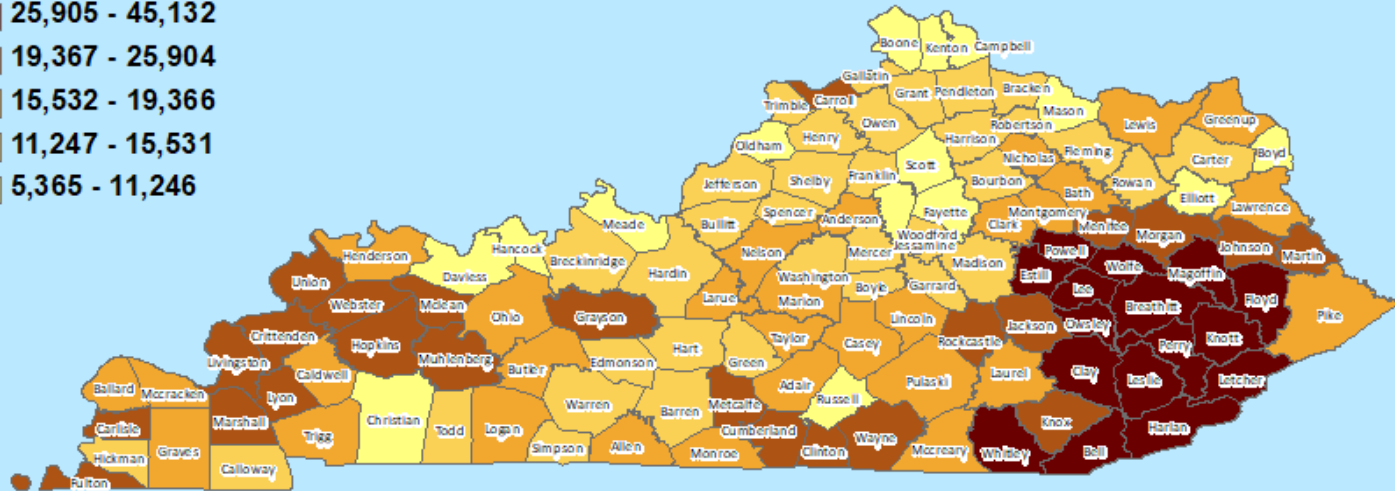

# Opioid Prescribing Q4 2019

3 Digit Zip	Doses By Prescriber Zip-Actual Number of All Opioids for Quarter 4, 2019
400	1,295,950
401	491,285
402	13,229,581
403	2,459,925
404	2,280,095
405	8,732,134
406	790,233
407	2,148,497
408	419,998
409	1,561,853
410	4,750,520
411	1,455,882
412	987,015
413	1,032,681
414	324,554
415	257,588
416	1,046,120
417	2,059,022
418	359,760
420	4,446,253
421	4,183,186
422	663,130
423	923,488
424	2,057,066
425	732,417
426	661,167
427	2,542,850
<b>Totals</b>	<b>61,892,250</b>

# Opioid Usage Q4 2019

## All Opioid Controlled Substances Usage Dosage Rate per 1000 by Patient Address

Doses per 1000 by Patient Address  
Quarter 4 (Oct 01 - Dec 31) 2019



# Opioid Usage

## Q4 2019

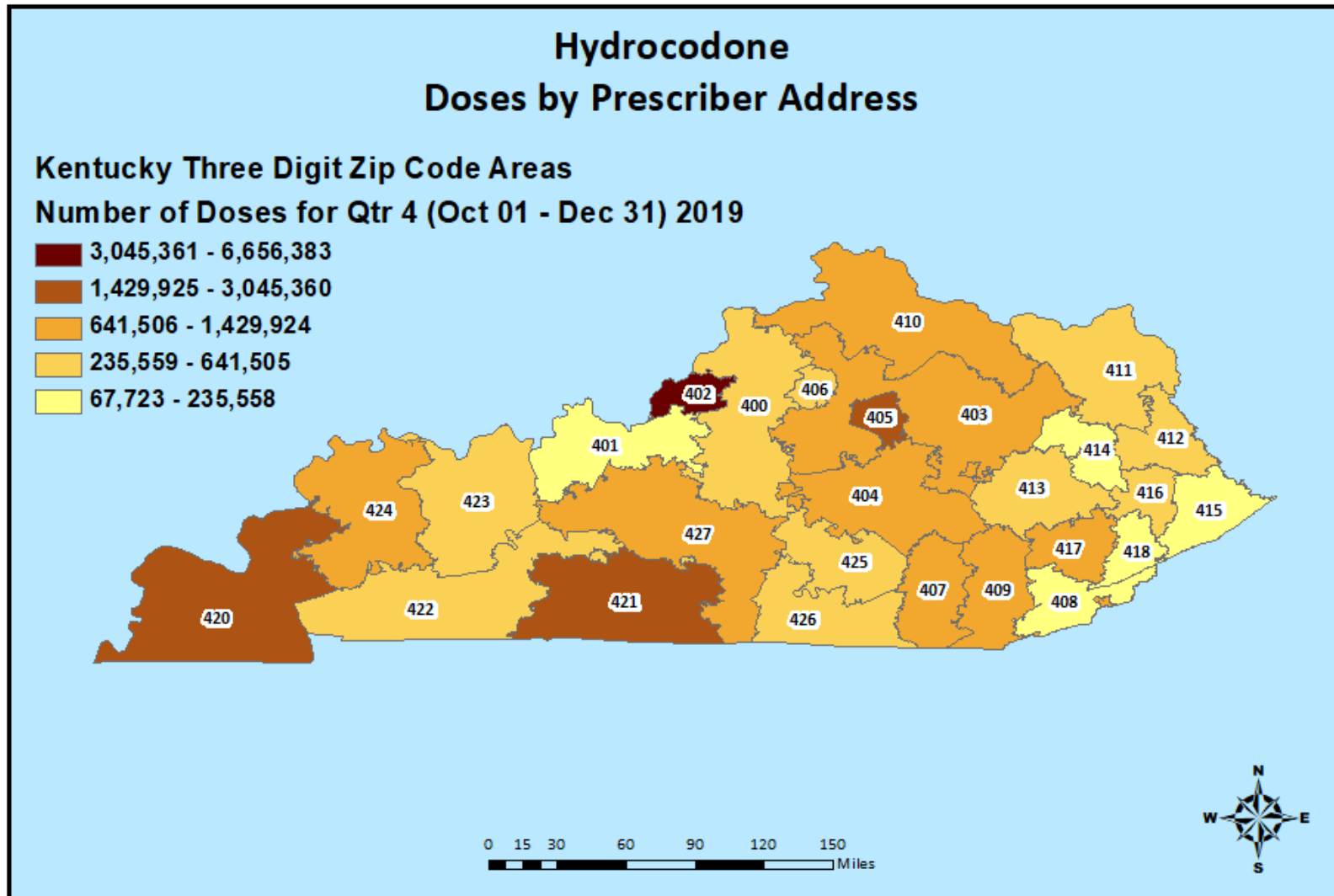
Actual Number of All Opioid Doses for Quarter 4, 2019							
COUNTY	# DOSES	COUNTY	# DOSES	COUNTY	# DOSES	COUNTY	# DOSES
ADAIR	303,944	EDMONSON	185,848	KNOX	710,227	NICHOLAS	128,537
ALLEN	362,632	ELLIOTT	82,484	LARUE	245,290	OHIO	457,518
ANDERSON	351,826	ESTILL	399,654	LAUREL	1,066,177	OLDHAM	509,857
BALLARD	134,592	FAYETTE	2,497,783	LAWRENCE	303,750	OWEN	127,579
BARREN	641,773	FLEMING	200,083	LEE	237,199	OWSLEY	202,689
BATH	232,272	FLOYD	1,351,471	LESLIE	317,370	PENDLETON	193,076
BELL	847,348	FRANKLIN	655,563	LETCHER	632,907	PERRY	1,035,568
BOONE	1,231,506	FULTON	122,791	LEWIS	221,799	PIKE	1,033,573
BOURBON	288,014	GALLATIN	116,177	LINCOLN	433,271	POWELL	364,808
BOYD	385,774	GARRARD	229,812	LIVINGSTON	230,903	PULASKI	1,021,133
BOYLE	438,415	GRANT	317,657	LOGAN	437,658	ROBERTSON	29,619
BRACKEN	125,169	GRAVES	687,731	LYON	160,480	ROCKCASTLE	369,890
BREATHITT	387,118	GRAYSON	605,928	MADISON	1,279,536	ROWAN	294,476
BRECKINRIDGE	290,056	GREEN	168,998	MAGOFFIN	386,536	RUSSELL	95,072
BULLITT	1,091,006	GREENUP	634,068	MARION	304,845	SCOTT	597,612
BUTLER	223,359	HANCOCK	90,789	MARSHALL	631,216	SHELBY	567,335
CALDWELL	240,784	HARDIN	1,451,378	MARTIN	255,426	SIMPSON	250,564
CALLOWAY	531,535	HARLAN	751,544	MASON	158,383	SPENCER	279,065
CAMPBELL	940,802	HARRISON	276,913	MCCRACKEN	1,257,514	TAYLOR	452,876
CARLISLE	96,953	HART	281,132	MCCREARY	337,945	TODD	171,615
CARROLL	213,354	HENDERSON	889,550	MCLEAN	197,056	TRIGG	226,373
CARTER	364,852	HENRY	240,883	MEADE	279,665	TRIMBLE	124,237
CASEY	249,662	HICKMAN	60,535	MENIFEE	138,020	UNION	305,919
CHRISTIAN	695,568	HOPKINS	966,108	MERCER	333,563	WARREN	1,502,069
CLARK	592,221	JACKSON	271,803	METCALFE	207,642	WASHINGTON	159,555
CLAY	817,077	JEFFERSON	9,551,238	MONROE	188,493	WAYNE	451,382
CLINTON	233,587	JESSAMINE	685,685	MONTGOMERY	537,803	WEBSTER	327,085
CRITTENDEN	213,218	JOHNSON	594,238	MORGAN	274,578	WHITLEY	1,126,910
CUMBERLAND	142,788	KENTON	1,402,456	MUHLENBERG	803,740	WOLFE	199,687
DAVISS	894,139	KNOTT	499,485	NELSON	723,824	WOODFORD	293,785
<b>TOTAL</b>						<b>66,023,409</b>	



# Per 1000 Opioid Usage Q4 2019

Actual Number of All Opioid Doses per 1,000 Residents for Quarter 4, 2019							
COUNTY	PER 1000	COUNTY	PER 1000	COUNTY	PER 1000	COUNTY	PER 1000
ADAIR	15,765	EDMONSON	15,342	KNOX	22,414	NICHOLAS	18,145
ALLEN	17,577	ELLIOTT	10,870	LARUE	17,401	OHIO	18,768
ANDERSON	15,878	ESTILL	27,934	LAUREL	17,696	OLDHAM	7,777
BALLARD	16,711	FAYETTE	7,844	LAWRENCE	19,148	OWEN	11,988
BARREN	14,588	FLEMING	13,792	LEE	36,048	OWSLEY	45,132
BATH	18,843	FLOYD	36,418	LESLIE	30,117	PENDLETON	13,261
BELL	31,248	FRANKLIN	12,966	LETCHER	27,792	PERRY	37,873
BOONE	9,581	FULTON	19,872	LEWIS	16,500	PIKE	17,068
BOURBON	14,379	GALLATIN	13,495	LINCOLN	17,777	POWELL	29,640
BOYD	8,015	GARRARD	13,290	LIVINGSTON	24,911	PULASKI	15,966
BOYLE	14,605	GRANT	12,746	LOGAN	16,458	ROBERTSON	13,744
BRACKEN	14,901	GRAVES	18,496	LYON	19,888	ROCKCASTLE	21,952
BREATHITT	29,142	GRAYSON	23,141	MADISON	14,289	ROWAN	12,044
BRECKINRIDGE	14,531	GREEN	15,280	MAGOFFIN	30,474	RUSSELL	5,365
BULLITT	13,784	GREENUP	17,666	MARION	15,873	SCOTT	11,073
BUTLER	17,389	HANCOCK	10,305	MARSHALL	20,125	SHELBY	12,225
CALDWELL	19,158	HARDIN	13,524	MARTIN	21,282	SIMPSON	13,856
CALLOWAY	13,829	HARLAN	27,663	MASON	9,214	SPENCER	15,271
CAMPBELL	10,203	HARRISON	14,851	MCCRACKEN	19,298	TAYLOR	17,832
CARLISLE	19,970	HART	15,093	MCCREARY	19,299	TODD	13,958
CARROLL	19,979	HENDERSON	19,232	MCLEAN	20,797	TRIGG	15,870
CARTER	13,490	HENRY	15,228	MEADE	9,943	TRIMBLE	14,413
CASEY	15,786	HICKMAN	13,083	MENIFEE	21,539	UNION	20,559
CHRISTIAN	9,614	HOPKINS	21,046	MERCER	15,531	WARREN	11,966
CLARK	16,534	JACKSON	20,332	METCALFE	20,727	WASHINGTON	13,090
CLAY	39,347	JEFFERSON	12,480	MONROE	17,803	WAYNE	22,069
CLINTON	22,952	JESSAMINE	13,096	MONTGOMERY	19,366	WEBSTER	24,563
CRITTENDEN	23,206	JOHNSON	25,861	MORGAN	20,648	WHITLEY	31,220
CUMBERLAND	21,191	KENTON	8,503	MUHLENBERG	25,904	WOLFE	27,893
DAVISS	8,971	KNOTT	32,134	NELSON	15,888	WOODFORD	11,246

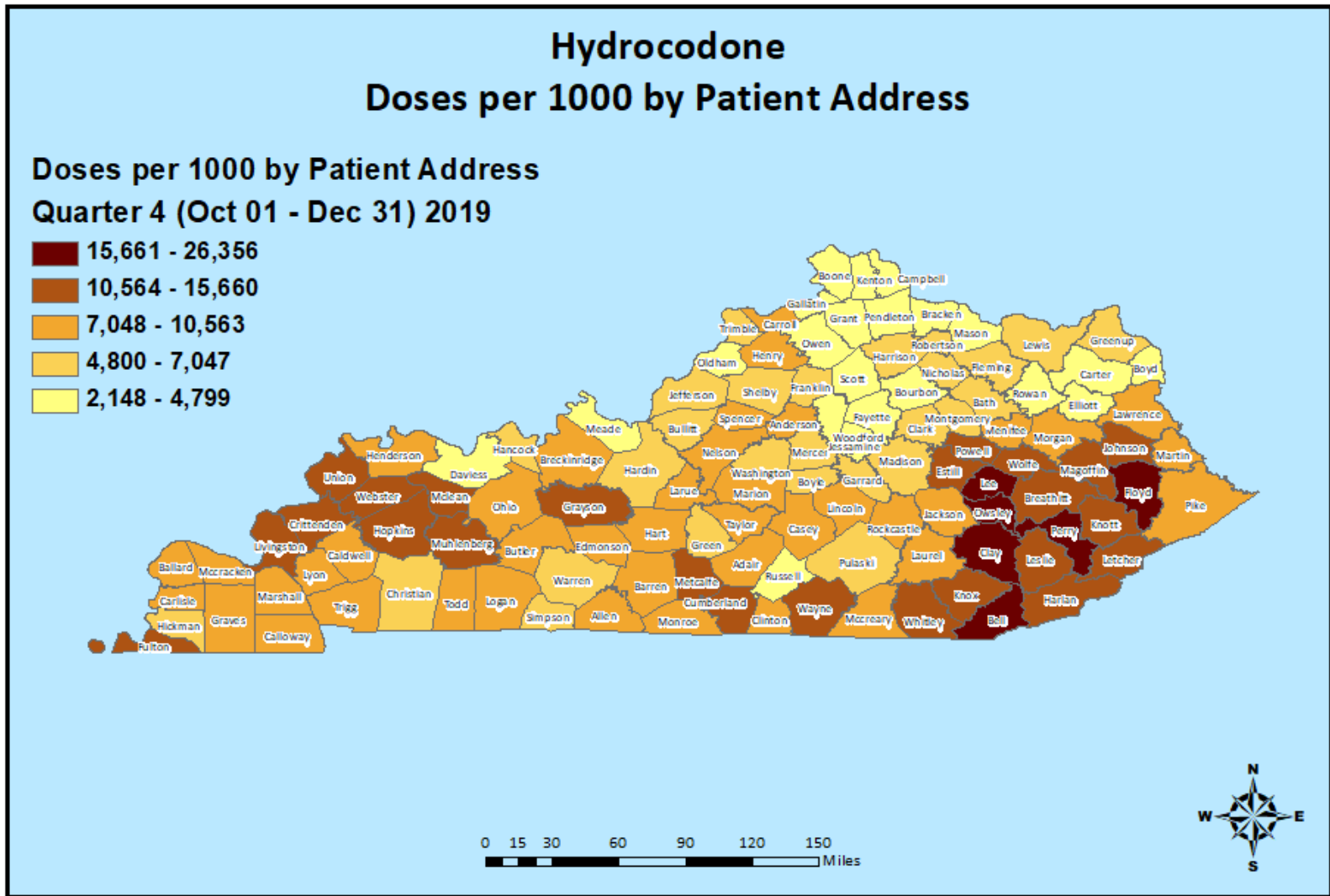
# Hydrocodone Prescribing Q4 2019



# Hydrocodone Prescribing Q4 2019

3 Digit Zip	Doses By Prescriber Zip-Actual Number of all Hydrocodone Doses for Quarter 4, 2019
400	641,505
401	235,558
402	6,656,383
403	963,216
404	1,002,799
405	3,045,360
406	382,897
407	1,047,867
408	202,674
409	929,217
410	1,429,924
411	527,106
412	355,774
413	504,691
414	153,261
415	67,723
416	575,967
417	1,253,917
418	118,972
420	2,276,700
421	2,382,274
422	393,465
423	450,061
424	1,157,659
425	310,148
426	388,673
427	1,325,812
<b>Totals</b>	<b>28,779,603</b>

# Hydrocodone Usage Q4 2019



# Hydrocodone Usage

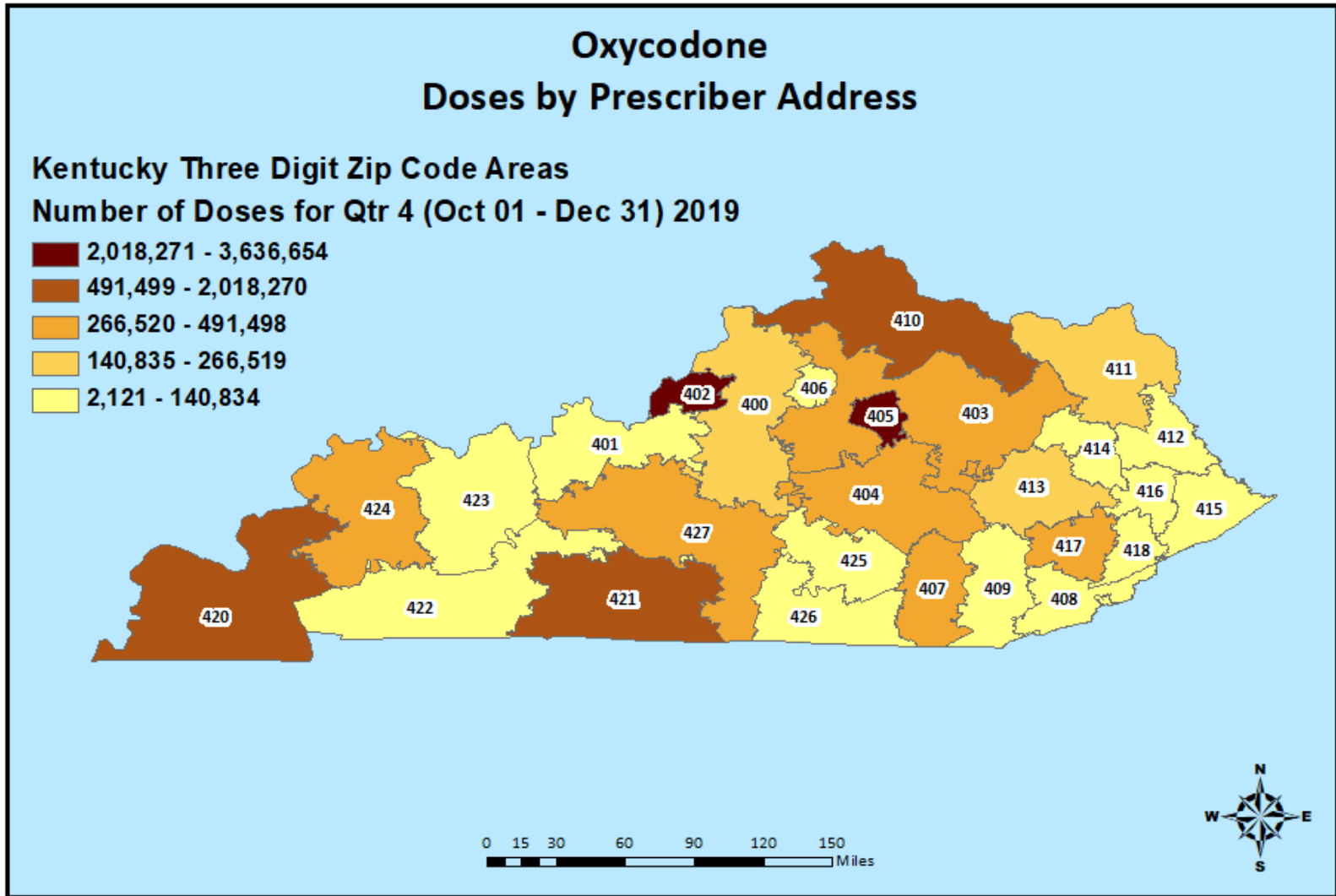
## Q4 2019

Actual Number of Hydrocodone Doses for Quarter 4, 2019							
COUNTY	# DOSES	COUNTY	# DOSES	COUNTY	# DOSES	COUNTY	# DOSES
ADAIR	174,050	EDMONSON	96,160	KNOX	345,015	NICHOLAS	43,697
ALLEN	217,921	ELLIOTT	28,691	LARUE	126,383	OHIO	240,018
ANDERSON	171,410	ESTILL	173,637	LAUREL	461,437	OLDHAM	240,428
BALLARD	71,078	FAYETTE	883,191	LAWRENCE	118,333	OWEN	42,124
BARREN	357,719	FLEMING	71,793	LEE	135,876	OWSLEY	118,367
BATH	69,009	FLOYD	639,639	LESLIE	164,121	PENDLETON	54,605
BELL	508,353	FRANKLIN	294,674	LETCHER	299,479	PERRY	504,667
BOONE	339,300	FULTON	70,950	LEWIS	87,847	PIKE	508,484
BOURBON	95,266	GALLATIN	38,153	LINCOLN	199,507	POWELL	164,397
BOYD	131,668	GARRARD	88,924	LIVINGSTON	116,227	PULASKI	428,206
BOYLE	208,734	GRANT	81,889	LOGAN	247,811	ROBERTSON	12,357
BRACKEN	35,809	GRAVES	357,377	LYON	80,560	ROCKCASTLE	176,026
BREATHITT	183,206	GRAYSON	325,250	MADISON	488,543	ROWAN	93,220
BRECKINRIDGE	153,904	GREEN	77,941	MAGOFFIN	170,162	RUSSELL	52,123
BULLITT	542,218	GREENUP	214,073	MARION	148,093	SCOTT	219,219
BUTLER	131,773	HANCOCK	44,414	MARSHALL	299,201	SHELBY	268,344
CALDWELL	112,219	HARDIN	704,070	MARTIN	94,920	SIMPSON	118,097
CALLOWAY	285,531	HARLAN	320,228	MASON	50,446	SPENCER	137,750
CAMPBELL	265,856	HARRISON	100,049	MCCRACKEN	638,546	TAYLOR	208,778
CARLISLE	47,312	HART	152,173	MCCREARY	144,883	TODD	102,562
CARROLL	94,080	HENDERSON	455,301	MCLEAN	118,430	TRIGG	113,197
CARTER	117,448	HENRY	124,925	MEADE	134,877	TRIMBLE	58,601
CASEY	129,004	HICKMAN	30,776	MENIFEE	55,337	UNION	168,088
CHRISTIAN	367,825	HOPKINS	495,897	MERCER	140,680	WARREN	801,140
CLARK	205,585	JACKSON	121,348	METCALFE	126,678	WASHINGTON	69,460
CLAY	464,125	JEFFERSON	4,993,371	MONROE	105,720	WAYNE	233,100
CLINTON	104,822	JESSAMINE	234,517	MONTGOMERY	176,124	WEBSTER	179,563
CRITTENDEN	111,495	JOHNSON	274,742	MORGAN	100,504	WHITLEY	498,534
CUMBERLAND	76,019	KENTON	354,367	MUHLENBERG	446,536	WOLFE	107,437
DAVISS	478,357	KNOTT	243,416	NELSON	351,591	WOODFORD	117,414
						<b>TOTAL</b>	<b>30,596,902</b>

# Per 1000 Hydrocodone Usage Q4 2019

Actual Number of Hydrocodone Doses per 1,000 Residents for Quarter 4, 2019							
COUNTY	PER 1000	COUNTY	PER 1000	COUNTY	PER 1000	COUNTY	PER 1000
ADAIR	9,027	EDMONSON	7,938	KNOX	10,888	NICHOLAS	6,168
ALLEN	10,563	ELLIOTT	3,781	LARUE	8,966	OHIO	9,846
ANDERSON	7,736	ESTILL	12,137	LAUREL	7,659	OLDHAM	3,667
BALLARD	8,825	FAYETTE	2,773	LAWRENCE	7,460	OWEN	3,958
BARREN	8,131	FLEMING	4,949	LEE	20,650	OWSLEY	26,356
BATH	5,598	FLOYD	17,236	LESLIE	15,574	PENDLETON	3,750
BELL	18,747	FRANKLIN	5,828	LETCHER	13,151	PERRY	18,457
BOONE	2,640	FULTON	11,482	LEWIS	6,535	PIKE	8,397
BOURBON	4,756	GALLATIN	4,432	LINCOLN	8,186	POWELL	13,357
BOYD	2,736	GARRARD	5,142	LIVINGSTON	12,539	PULASKI	6,695
BOYLE	6,954	GRANT	3,286	LOGAN	9,319	ROBERTSON	5,734
BRACKEN	4,263	GRAVES	9,612	LYON	9,984	ROCKCASTLE	10,447
BREATHITT	13,791	GRAYSON	12,422	MADISON	5,456	ROWAN	3,813
BRECKINRIDGE	7,710	GREEN	7,047	MAGOFFIN	13,415	RUSSELL	2,941
BULLITT	6,850	GREENUP	5,964	MARION	7,711	SCOTT	4,062
BUTLER	10,259	HANCOCK	5,041	MARSHALL	9,539	SHELBY	5,782
CALDWELL	8,929	HARDIN	6,561	MARTIN	7,909	SIMPSON	6,531
CALLOWAY	7,429	HARLAN	11,787	MASON	2,935	SPENCER	7,538
CAMPBELL	2,883	HARRISON	5,366	MCCRACKEN	9,799	TAYLOR	8,221
CARLISLE	9,745	HART	8,169	MCCREARY	8,274	TODD	8,342
CARROLL	8,810	HENDERSON	9,844	MCLEAN	12,499	TRIGG	7,936
CARTER	4,343	HENRY	7,898	MEADE	4,795	TRIMBLE	6,798
CASEY	8,157	HICKMAN	6,651	MENIFEE	8,636	UNION	11,296
CHRISTIAN	5,084	HOPKINS	10,803	MERCER	6,550	WARREN	6,382
CLARK	5,740	JACKSON	9,077	METCALFE	12,645	WASHINGTON	5,699
CLAY	22,350	JEFFERSON	6,524	MONROE	9,985	WAYNE	11,397
CLINTON	10,300	JESSAMINE	4,479	MONTGOMERY	6,342	WEBSTER	13,485
CRITTENDEN	12,135	JOHNSON	11,957	MORGAN	7,558	WHITLEY	13,811
CUMBERLAND	11,282	KENTON	2,148	MUHLENBERG	14,391	WOLFE	15,007
DAVISS	4,799	KNOTT	15,660	NELSON	7,717	WOODFORD	4,494

# Oxycodone Prescribing Q4 2019

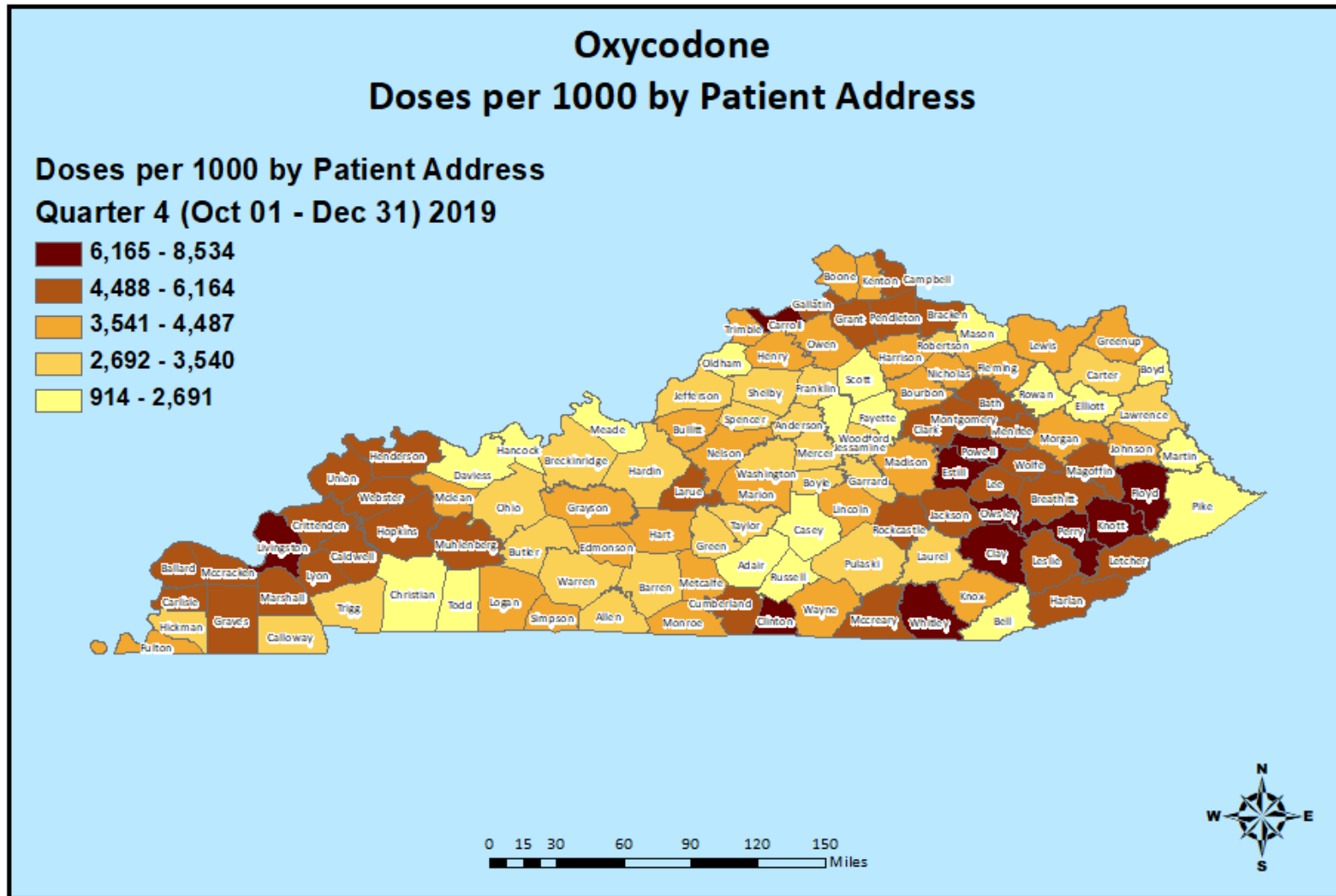


# Oxycodone Prescribing Q4 2019

3 Digit Zip	Doses By Prescriber Zip-Actual Number of Oxycodone Doses for Quarter 4, 2019
400	239,321
401	64,043
402	3,636,654
403	456,323
404	399,970
405	2,874,510
406	124,417
407	390,537
408	64,077
409	78,045
410	2,018,270
411	266,519
412	103,863
413	172,561
414	13,792
415	2,121
416	140,834
417	407,764
418	62,041
420	1,164,639
421	1,002,898
422	65,626
423	58,403
424	491,498
425	89,202
426	115,870
427	460,501
<b>Totals</b>	<b>14,964,299</b>



# Oxycodone Usage Q4 2019



# Oxycodone Usage

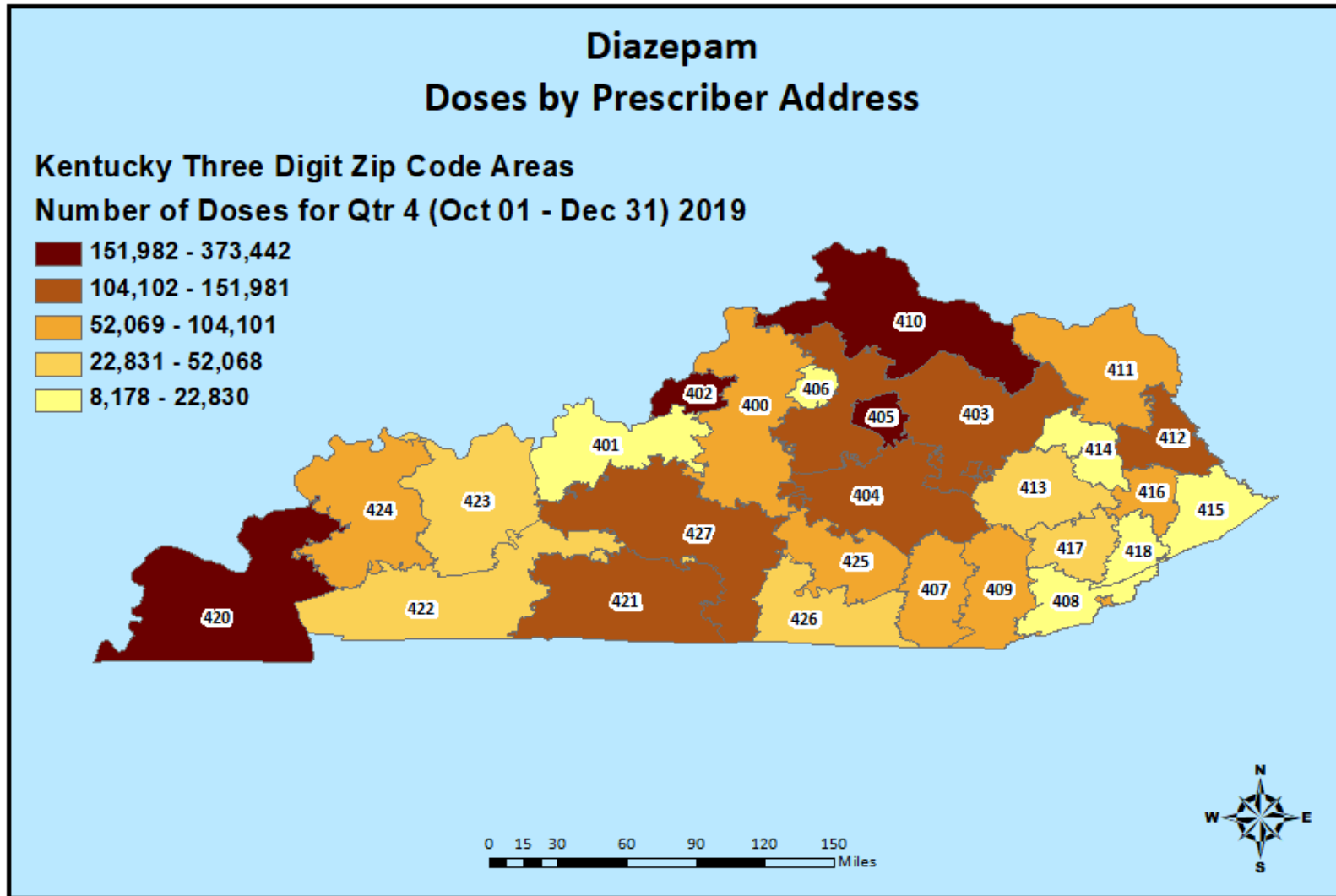
## Q4 2019

Actual Number of Oxycodone Doses for Quarter 4, 2019							
COUNTY	# DOSES	COUNTY	# DOSES	COUNTY	# DOSES	COUNTY	# DOSES
ADAIR	45,183	EDMONSON	44,681	KNOX	134,007	NICHOLAS	28,427
ALLEN	67,189	ELLIOTT	16,849	LARUE	65,967	OHIO	86,300
ANDERSON	63,400	ESTILL	102,956	LAUREL	200,205	OLDHAM	128,205
BALLARD	38,835	FAYETTE	619,653	LAWRENCE	55,679	OWEN	41,288
BARREN	133,230	FLEMING	53,325	LEE	32,079	OWSLEY	29,044
BATH	62,605	FLOYD	316,703	LESLIE	60,072	PENDLETON	82,526
BELL	70,663	FRANKLIN	139,655	LETCHER	126,379	PERRY	225,703
BOONE	527,647	FULTON	27,137	LEWIS	51,921	PIKE	144,273
BOURBON	72,064	GALLATIN	50,193	LINCOLN	92,315	POWELL	97,008
BOYD	74,577	GARRARD	56,377	LIVINGSTON	60,535	PULASKI	215,066
BOYLE	86,760	GRANT	153,620	LOGAN	98,205	ROBERTSON	7,471
BRACKEN	47,218	GRAVES	170,678	LYON	40,342	ROCKCASTLE	85,237
BREATHITT	69,024	GRAYSON	108,742	MADISON	319,953	ROWAN	56,451
BRECKINRIDGE	60,022	GREEN	35,897	MAGOFFIN	63,531	RUSSELL	16,197
BULLITT	296,864	GREENUP	132,077	MARION	78,114	SCOTT	135,080
BUTLER	42,664	HANCOCK	20,794	MARSHALL	178,366	SHELBY	150,244
CALDWELL	63,248	HARDIN	369,686	MARTIN	30,402	SIMPSON	66,983
CALLOWAY	117,854	HARLAN	140,675	MASON	42,602	SPENCER	61,450
CAMPBELL	437,267	HARRISON	71,402	MCCRACKEN	335,141	TAYLOR	80,755
CARLISLE	26,190	HART	67,664	MCCREARY	82,782	TODD	32,607
CARROLL	67,336	HENDERSON	235,546	MCLEAN	36,154	TRIGG	50,236
CARTER	79,763	HENRY	63,304	MEADE	75,699	TRIMBLE	32,356
CASEY	40,992	HICKMAN	14,678	MENIFEE	33,916	UNION	77,225
CHRISTIAN	156,288	HOPKINS	246,379	MERCER	73,289	WARREN	359,422
CLARK	170,642	JACKSON	63,582	METCALFE	37,144	WASHINGTON	37,361
CLAY	139,483	JEFFERSON	2,492,115	MONROE	39,536	WAYNE	91,765
CLINTON	82,256	JESSAMINE	182,559	MONTGOMERY	138,810	WEBSTER	79,178
CRITTENDEN	53,507	JOHNSON	101,150	MORGAN	52,984	WHITLEY	235,435
CUMBERLAND	34,896	KENTON	631,086	MUHLENBERG	168,146	WOLFE	40,640
DAVISS	184,900	KNOTT	117,751	NELSON	190,003	WOODFORD	61,956
						<b>TOTAL</b>	<b>16,089,648</b>

# Per 1000 Oxycodone Usage Q4 2019

Actual Number of Oxycodone Doses per 1,000 Residents for Quarter 4, 2019							
COUNTY	PER 1000	COUNTY	PER 1000	COUNTY	PER 1000	COUNTY	PER 1000
ADAIR	2,344	EDMONSON	3,688	KNOX	4,229	NICHOLAS	4,013
ALLEN	3,257	ELLIOTT	2,220	LARUE	4,680	OHIO	3,540
ANDERSON	2,861	ESTILL	7,196	LAUREL	3,323	OLDHAM	1,956
BALLARD	4,822	FAYETTE	1,946	LAWRENCE	3,510	OWEN	3,880
BARREN	3,028	FLEMING	3,676	LEE	4,875	OWSLEY	6,467
BATH	5,079	FLOYD	8,534	LESLIE	5,701	PENDLETON	5,668
BELL	2,606	FRANKLIN	2,762	LETCHER	5,550	PERRY	8,255
BOONE	4,105	FULTON	4,392	LEWIS	3,863	PIKE	2,383
BOURBON	3,598	GALLATIN	5,830	LINCOLN	3,788	POWELL	7,882
BOYD	1,549	GARRARD	3,260	LIVINGSTON	6,531	PULASKI	3,363
BOYLE	2,890	GRANT	6,164	LOGAN	3,693	ROBERTSON	3,467
BRACKEN	5,621	GRAVES	4,590	LYON	5,000	ROCKCASTLE	5,059
BREATHITT	5,196	GRAYSON	4,153	MADISON	3,573	ROWAN	2,309
BRECKINRIDGE	3,007	GREEN	3,246	MAGOFFIN	5,009	RUSSELL	914
BULLITT	3,751	GREENUP	3,680	MARION	4,067	SCOTT	2,503
BUTLER	3,321	HANCOCK	2,360	MARSHALL	5,687	SHELBY	3,237
CALDWELL	5,032	HARDIN	3,445	MARTIN	2,533	SIMPSON	3,704
CALLOWAY	3,066	HARLAN	5,178	MASON	2,478	SPENCER	3,363
CAMPBELL	4,742	HARRISON	3,829	MCCRACKEN	5,143	TAYLOR	3,180
CARLISLE	5,394	HART	3,633	MCCREARY	4,727	TODD	2,652
CARROLL	6,305	HENDERSON	5,093	MCLEAN	3,816	TRIGG	3,522
CARTER	2,949	HENRY	4,002	MEADE	2,691	TRIMBLE	3,754
CASEY	2,592	HICKMAN	3,172	MENIFEE	5,293	UNION	5,190
CHRISTIAN	2,160	HOPKINS	5,367	MERCER	3,412	WARREN	2,863
CLARK	4,764	JACKSON	4,756	METCALFE	3,708	WASHINGTON	3,065
CLAY	6,717	JEFFERSON	3,256	MONROE	3,734	WAYNE	4,487
CLINTON	8,083	JESSAMINE	3,487	MONTGOMERY	4,998	WEBSTER	5,946
CRITTENDEN	5,824	JOHNSON	4,402	MORGAN	3,984	WHITLEY	6,522
CUMBERLAND	5,179	KENTON	3,826	MUHLENBERG	5,419	WOLFE	5,677
DAVISS	1,855	KNOTT	7,575	NELSON	4,170	WOODFORD	2,372

# Diazepam Prescribing Q4 2019

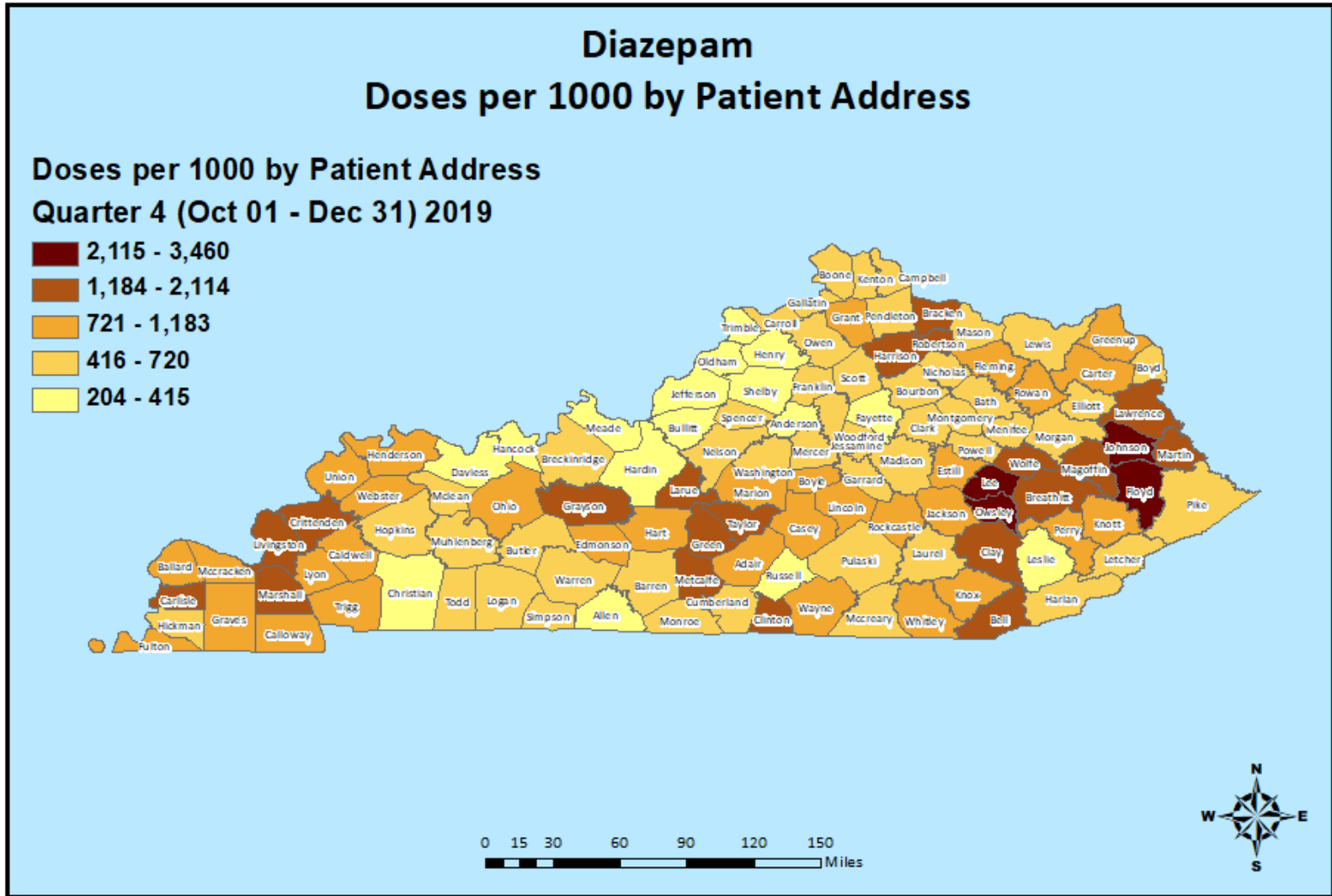


# Diazepam Prescribing Q4 2019

3 Digit Zip	Doses By Prescriber Zip-Actual Number of Diazepam Doses for Quarter 4, 2019
400	73,471
401	19,690
402	373,442
403	135,644
404	117,983
405	264,018
406	14,870
407	78,451
408	8,930
409	88,254
410	267,936
411	97,560
412	129,445
413	52,068
414	22,830
415	10,482
416	104,101
417	39,885
418	8,178
420	234,594
421	131,354
422	51,651
423	50,271
424	81,352
425	70,985
426	34,626
427	151,981
<b>Totals</b>	<b>2,714,052</b>

# Diazepam Usage

## Q4 2019



# Diazepam Usage

## Q4 2019

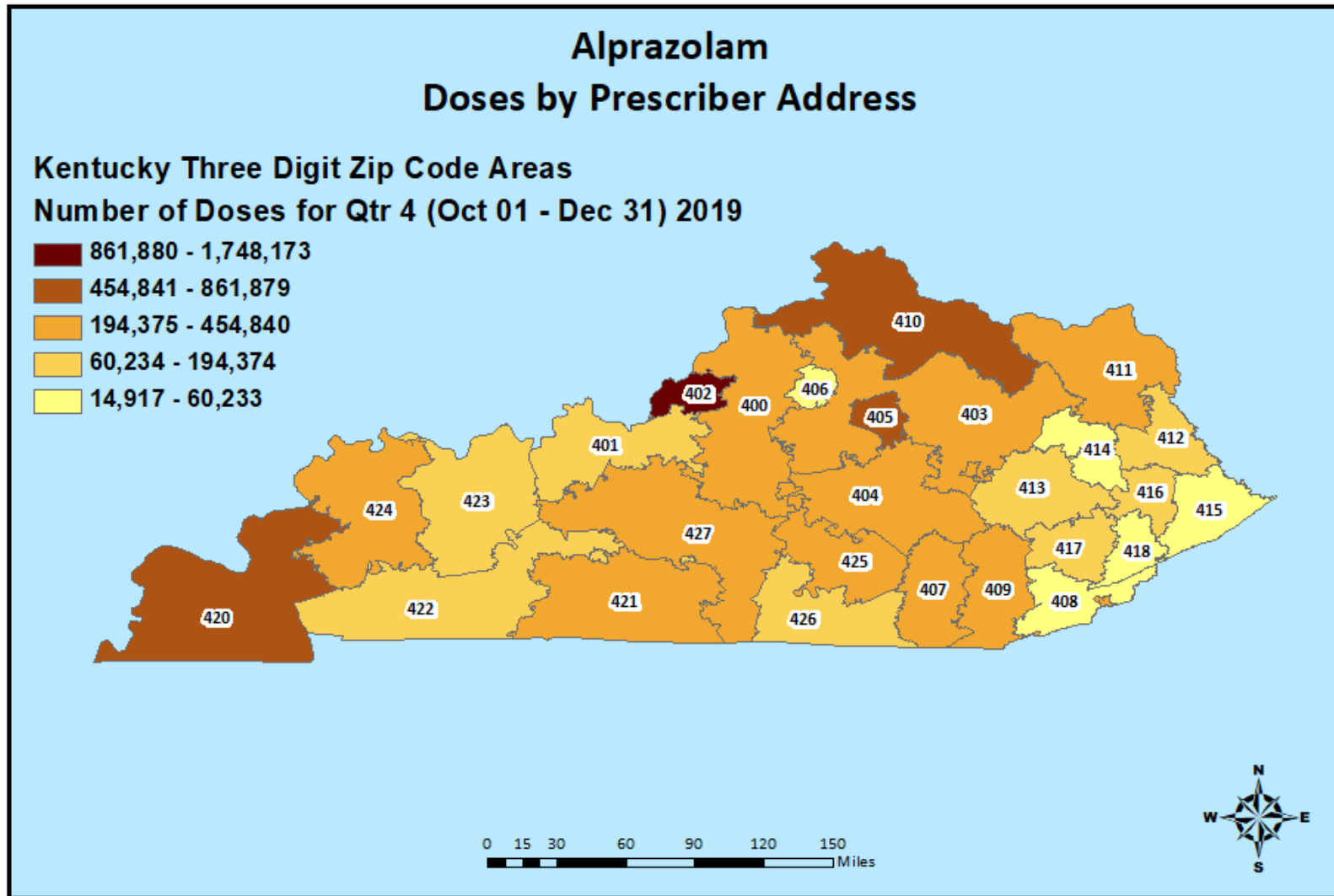
Actual Number of Diazepam Doses for Quarter 4, 2019							
COUNTY	# DOSES	COUNTY	# DOSES	COUNTY	# DOSES	COUNTY	# DOSES
ADAIR	19,883	EDMONSON	11,160	KNOX	32,572	NICHOLAS	3,833
ALLEN	8,552	ELLIOTT	5,278	LARUE	24,801	OHIO	21,000
ANDERSON	8,439	ESTILL	12,936	LAUREL	35,020	OLDHAM	13,378
BALLARD	7,100	FAYETTE	122,051	LAWRENCE	22,603	OWEN	6,316
BARREN	31,691	FLEMING	11,036	LEE	16,368	OWSLEY	14,725
BATH	6,354	FLOYD	101,589	LESLIE	3,743	PENDLETON	9,716
BELL	50,461	FRANKLIN	24,937	LETCHER	10,697	PERRY	24,405
BOONE	62,829	FULTON	6,666	LEWIS	9,502	PIKE	41,586
BOURBON	10,403	GALLATIN	4,918	LINCOLN	25,292	POWELL	7,114
BOYD	25,568	GARRARD	10,621	LIVINGSTON	12,301	PULASKI	43,132
BOYLE	24,542	GRANT	20,423	LOGAN	13,065	ROBERTSON	2,948
BRACKEN	13,342	GRAVES	34,835	LYON	6,501	ROCKCASTLE	13,574
BREATHITT	17,928	GRAYSON	34,392	MADISON	44,976	ROWAN	20,049
BRECKINRIDGE	9,862	GREEN	14,481	MAGOFFIN	26,818	RUSSELL	5,938
BULLITT	23,616	GREENUP	38,379	MARION	14,585	SCOTT	32,702
BUTLER	7,735	HANCOCK	2,313	MARSHALL	38,713	SHELBY	17,039
CALDWELL	12,177	HARDIN	42,071	MARTIN	24,409	SIMPSON	8,891
CALLOWAY	44,666	HARLAN	14,653	MASON	11,445	SPENCER	10,820
CAMPBELL	53,259	HARRISON	23,228	MCCRACKEN	64,149	TAYLOR	34,428
CARLISLE	6,423	HART	15,693	MCCREARY	10,412	TODD	5,711
CARROLL	5,460	HENDERSON	46,921	MCLEAN	5,197	TRIGG	12,957
CARTER	22,736	HENRY	4,256	MEADE	6,436	TRIMBLE	2,135
CASEY	16,229	HICKMAN	2,997	MENIFEE	4,296	UNION	11,928
CHRISTIAN	28,205	HOPKINS	26,641	MERCER	15,433	WARREN	60,905
CLARK	20,777	JACKSON	10,090	METCALFE	14,887	WASHINGTON	7,302
CLAY	28,649	JEFFERSON	288,430	MONROE	7,410	WAYNE	15,526
CLINTON	12,559	JESSAMINE	26,787	MONTGOMERY	18,748	WEBSTER	10,215
CRITTENDEN	11,487	JOHNSON	79,515	MORGAN	7,440	WHITLEY	41,794
CUMBERLAND	4,398	KENTON	80,042	MUHLENBERG	20,180	WOLFE	9,575
DAVISS	34,284	KNOTT	18,386	NELSON	26,513	WOODFORD	12,968
						<b>TOTAL</b>	<b>2,862,461</b>

# Per 1000 Diazepam Usage Q4 2019

Actual Number of Diazepam Doses per 1,000 Residents for Quarter 4, 2019							
COUNTY	PER 1000	COUNTY	PER 1000	COUNTY	PER 1000	COUNTY	PER 1000
ADAIR	1,031	EDMONSON	921	KNOX	1,028	NICHOLAS	541
ALLEN	415	ELLIOTT	696	LARUE	1,759	OHIO	861
ANDERSON	381	ESTILL	904	LAUREL	581	OLDHAM	204
BALLARD	882	FAYETTE	383	LAWRENCE	1,425	OWEN	593
BARREN	720	FLEMING	761	LEE	2,488	OWSLEY	3,279
BATH	515	FLOYD	2,738	LESLIE	355	PENDLETON	667
BELL	1,861	FRANKLIN	493	LETCHER	470	PERRY	893
BOONE	489	FULTON	1,079	LEWIS	707	PIKE	687
BOURBON	519	GALLATIN	571	LINCOLN	1,038	POWELL	578
BOYD	531	GARRARD	614	LIVINGSTON	1,327	PULASKI	674
BOYLE	818	GRANT	819	LOGAN	491	ROBERTSON	1,368
BRACKEN	1,588	GRAVES	937	LYON	806	ROCKCASTLE	806
BREATHITT	1,350	GRAYSON	1,313	MADISON	502	ROWAN	820
BRECKINRIDGE	494	GREEN	1,309	MAGOFFIN	2,114	RUSSELL	335
BULLITT	298	GREENUP	1,069	MARION	759	SCOTT	606
BUTLER	602	HANCOCK	263	MARSHALL	1,234	SHELBY	367
CALDWELL	969	HARDIN	392	MARTIN	2,034	SIMPSON	492
CALLOWAY	1,162	HARLAN	539	MASON	666	SPENCER	592
CAMPBELL	578	HARRISON	1,246	MCCRACKEN	984	TAYLOR	1,356
CARLISLE	1,323	HART	842	MCCREARY	595	TODD	464
CARROLL	511	HENDERSON	1,014	MCLEAN	548	TRIGG	908
CARTER	841	HENRY	269	MEADE	229	TRIMBLE	248
CASEY	1,026	HICKMAN	648	MENIFEE	670	UNION	802
CHRISTIAN	390	HOPKINS	580	MERCER	719	WARREN	485
CLARK	580	JACKSON	755	METCALFE	1,486	WASHINGTON	599
CLAY	1,380	JEFFERSON	377	MONROE	700	WAYNE	759
CLINTON	1,234	JESSAMINE	512	MONTGOMERY	675	WEBSTER	767
CRITTENDEN	1,250	JOHNSON	3,460	MORGAN	559	WHITLEY	1,158
CUMBERLAND	653	KENTON	485	MUHLENBERG	650	WOLFE	1,337
DAVISS	344	KNOTT	1,183	NELSON	582	WOODFORD	496



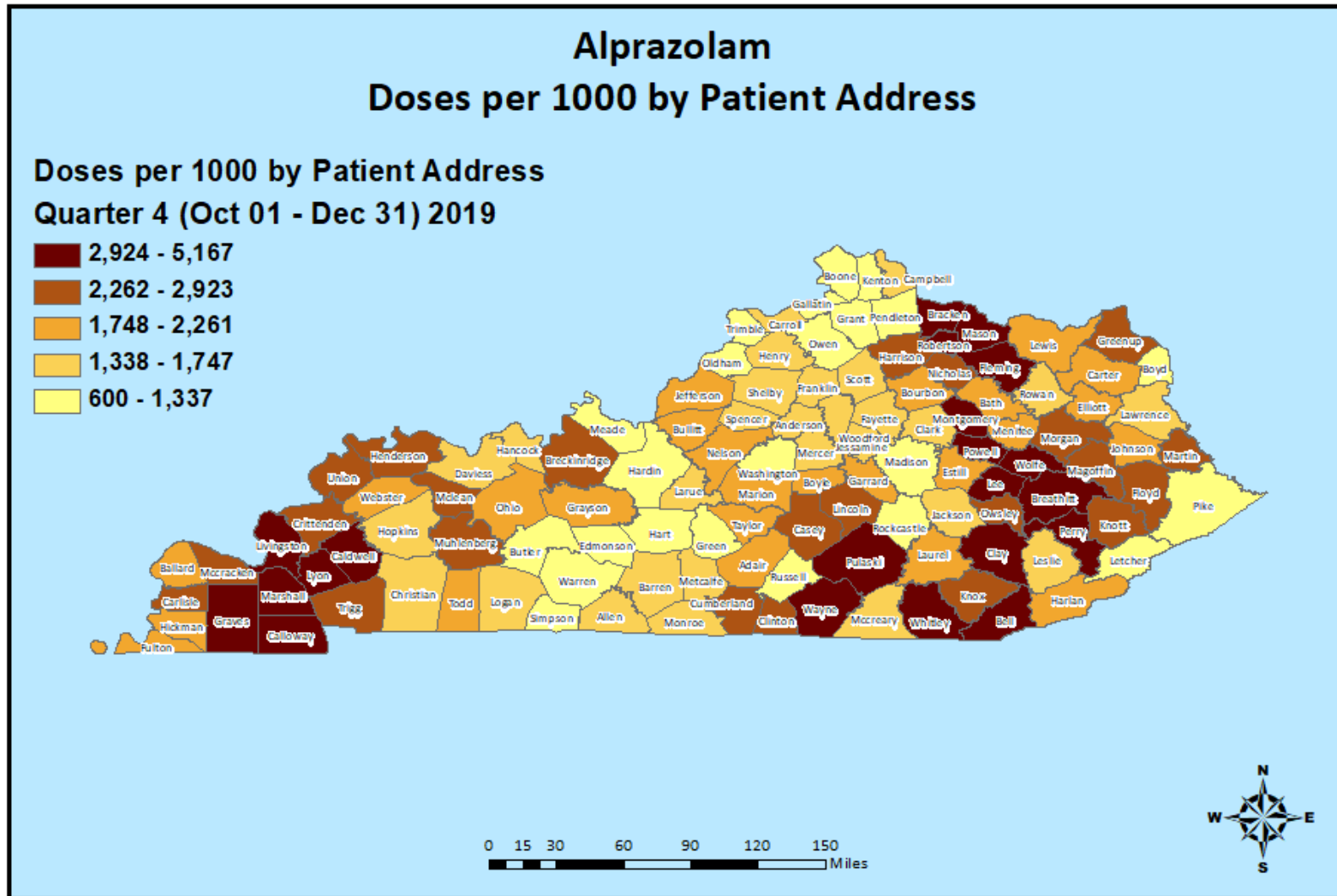
# Alprazolam Prescribing Q4 2019



# Alprazolam Prescribing Q4 2019

3 Digit Zip	Doses By Prescriber Zip-Actual Number of Alprazolam Doses for Quarter 4, 2019
400	302,700
401	95,436
402	1,748,173
403	454,840
404	262,410
405	861,879
406	60,233
407	242,362
408	36,755
409	226,590
410	637,564
411	213,719
412	90,283
413	87,901
414	39,243
415	14,917
416	107,740
417	159,022
418	24,246
420	735,492
421	279,123
422	194,374
423	154,547
424	224,890
425	284,632
426	85,976
427	239,734
<b>Totals</b>	<b>7,864,781</b>

# Alprazolam Usage Q4 2019



# Alprazolam Usage

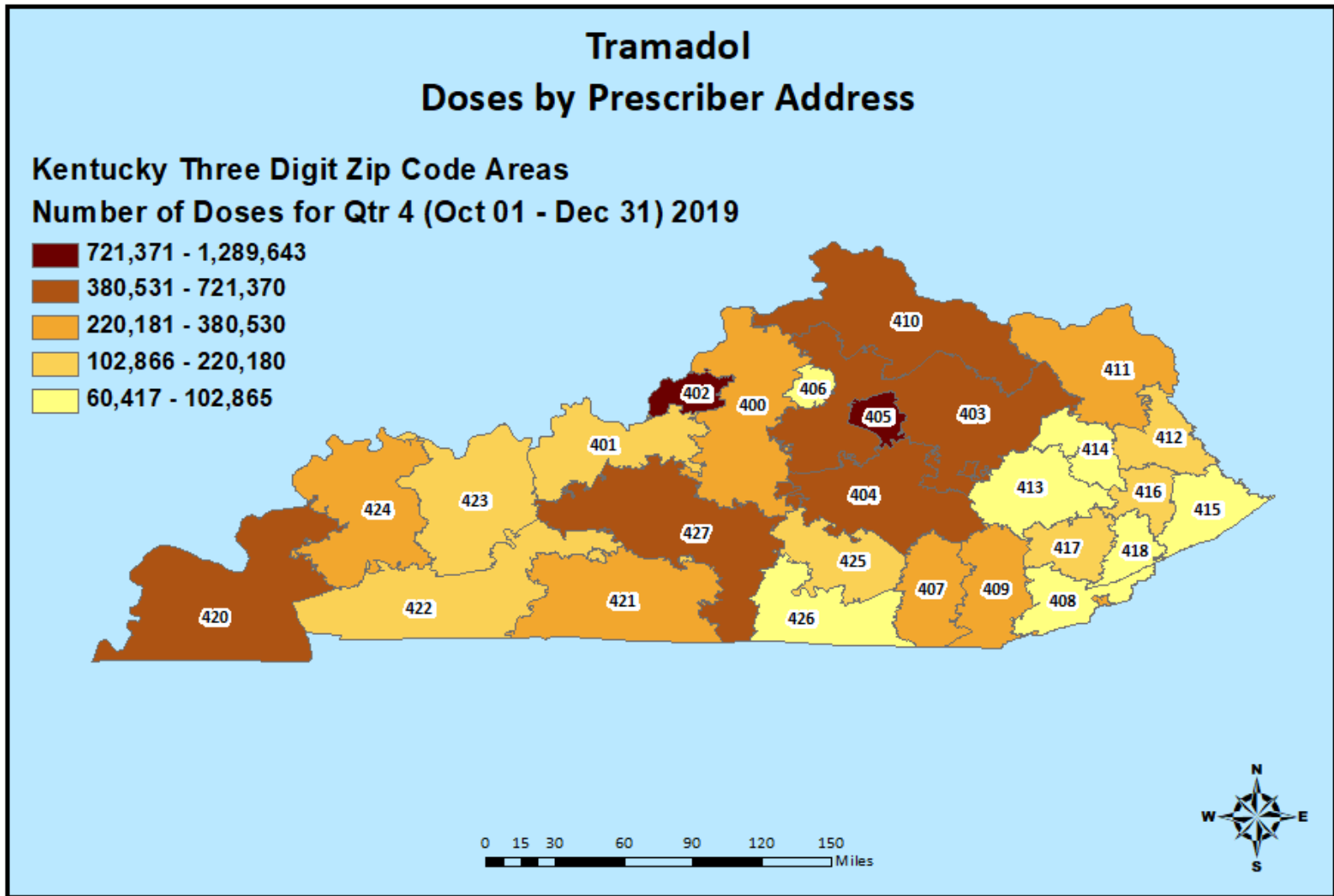
## Q4 2019

Actual Number of Alprazolam Doses for Quarter 4, 2019							
COUNTY	# DOSES	COUNTY	# DOSES	COUNTY	# DOSES	COUNTY	# DOSES
ADAIR	34,898	EDMONSON	15,964	KNOX	85,011	NICHOLAS	16,920
ALLEN	33,222	ELLIOTT	17,061	LARUE	23,826	OHIO	51,329
ANDERSON	36,537	ESTILL	32,345	LAUREL	123,781	OLDHAM	80,947
BALLARD	17,847	FAYETTE	444,985	LAWRENCE	25,644	OWEN	13,244
BARREN	60,929	FLEMING	50,564	LEE	28,694	OWSLEY	12,456
BATH	25,797	FLOYD	88,934	LESLIE	17,424	PENDLETON	15,327
BELL	140,104	FRANKLIN	88,351	LETCHER	23,992	PERRY	108,886
BOONE	138,105	FULTON	13,469	LEWIS	27,662	PIKE	77,310
BOURBON	38,569	GALLATIN	10,653	LINCOLN	68,305	POWELL	53,210
BOYD	60,208	GARRARD	31,202	LIVINGSTON	32,225	PULASKI	204,581
BOYLE	63,261	GRANT	18,264	LOGAN	45,715	ROBERTSON	7,145
BRACKEN	27,927	GRAVES	143,726	LYON	35,893	ROCKCASTLE	20,146
BREATHITT	46,132	GRAYSON	52,351	MADISON	111,325	ROWAN	35,667
BRECKINRIDGE	46,509	GREEN	12,208	MAGOFFIN	34,311	RUSSELL	10,625
BULLITT	151,308	GREENUP	88,369	MARION	36,887	SCOTT	77,657
BUTLER	16,207	HANCOCK	13,984	MARSHALL	97,484	SHELBY	72,991
CALDWELL	39,225	HARDIN	114,908	MARTIN	28,990	SIMPSON	23,118
CALLOWAY	148,973	HARLAN	56,778	MASON	53,437	SPENCER	30,815
CAMPBELL	126,487	HARRISON	43,095	MCCRACKEN	189,059	TAYLOR	49,024
CARLISLE	12,407	HART	24,898	MCCREARY	27,573	TODD	27,194
CARROLL	16,789	HENDERSON	124,598	MCLEAN	23,033	TRIGG	34,878
CARTER	54,828	HENRY	24,281	MEADE	32,044	TRIMBLE	11,229
CASEY	45,231	HICKMAN	8,492	MENIFEE	14,145	UNION	35,025
CHRISTIAN	110,692	HOPKINS	62,550	MERCER	32,037	WARREN	119,469
CLARK	62,294	JACKSON	20,331	METCALFE	16,924	WASHINGTON	14,854
CLAY	66,480	JEFFERSON	1,479,513	MONROE	15,473	WAYNE	70,472
CLINTON	25,673	JESSAMINE	78,677	MONTGOMERY	89,561	WEBSTER	26,498
CRITTENDEN	24,863	JOHNSON	46,704	MORGAN	32,386	WHITLEY	123,711
CUMBERLAND	15,668	KENTON	178,306	MUHLENBERG	75,618	WOLFE	23,521
DAVISS	148,222	KNOTT	45,437	NELSON	83,317	WOODFORD	44,494
						<b>TOTAL</b>	<b>8,290,909</b>

# Per 1000 Alprazolam Usage Q4 2019

Actual Number of Alprazolam Doses per 1,000 Residents for Quarter 4, 2019							
COUNTY	PER 1000	COUNTY	PER 1000	COUNTY	PER 1000	COUNTY	PER 1000
ADAIR	1,810	EDMONSON	1,318	KNOX	2,683	NICHOLAS	2,388
ALLEN	1,610	ELLIOTT	2,248	LARUE	1,690	OHIO	2,106
ANDERSON	1,649	ESTILL	2,261	LAUREL	2,054	OLDHAM	1,235
BALLARD	2,216	FAYETTE	1,397	LAWRENCE	1,617	OWEN	1,245
BARREN	1,385	FLEMING	3,485	LEE	4,361	OWSLEY	2,774
BATH	2,093	FLOYD	2,396	LESLIE	1,653	PENDLETON	1,053
BELL	5,167	FRANKLIN	1,747	LETCHER	1,054	PERRY	3,982
BOONE	1,074	FULTON	2,180	LEWIS	2,058	PIKE	1,277
BOURBON	1,926	GALLATIN	1,237	LINCOLN	2,803	POWELL	4,323
BOYD	1,251	GARRARD	1,804	LIVINGSTON	3,477	PULASKI	3,199
BOYLE	2,107	GRANT	733	LOGAN	1,719	ROBERTSON	3,316
BRACKEN	3,325	GRAVES	3,865	LYON	4,448	ROCKCASTLE	1,196
BREATHITT	3,473	GRAYSON	1,999	MADISON	1,243	ROWAN	1,459
BRECKINRIDGE	2,330	GREEN	1,104	MAGOFFIN	2,705	RUSSELL	600
BULLITT	1,912	GREENUP	2,462	MARION	1,921	SCOTT	1,439
BUTLER	1,262	HANCOCK	1,587	MARSHALL	3,108	SHELBY	1,573
CALDWELL	3,121	HARDIN	1,071	MARTIN	2,415	SIMPSON	1,278
CALLOWAY	3,876	HARLAN	2,090	MASON	3,109	SPENCER	1,686
CAMPBELL	1,372	HARRISON	2,311	MCCRACKEN	2,901	TAYLOR	1,930
CARLISLE	2,556	HART	1,337	MCCREARY	1,575	TODD	2,212
CARROLL	1,572	HENDERSON	2,694	MCLEAN	2,431	TRIGG	2,445
CARTER	2,027	HENRY	1,535	MEADE	1,139	TRIMBLE	1,303
CASEY	2,860	HICKMAN	1,835	MENIFEE	2,207	UNION	2,354
CHRISTIAN	1,530	HOPKINS	1,363	MERCER	1,492	WARREN	952
CLARK	1,739	JACKSON	1,521	METCALFE	1,689	WASHINGTON	1,219
CLAY	3,201	JEFFERSON	1,933	MONROE	1,461	WAYNE	3,446
CLINTON	2,523	JESSAMINE	1,503	MONTGOMERY	3,225	WEBSTER	1,990
CRITTENDEN	2,706	JOHNSON	2,033	MORGAN	2,435	WHITLEY	3,427
CUMBERLAND	2,325	KENTON	1,081	MUHLENBERG	2,437	WOLFE	3,286
DAVISS	1,487	KNOTT	2,923	NELSON	1,829	WOODFORD	1,703

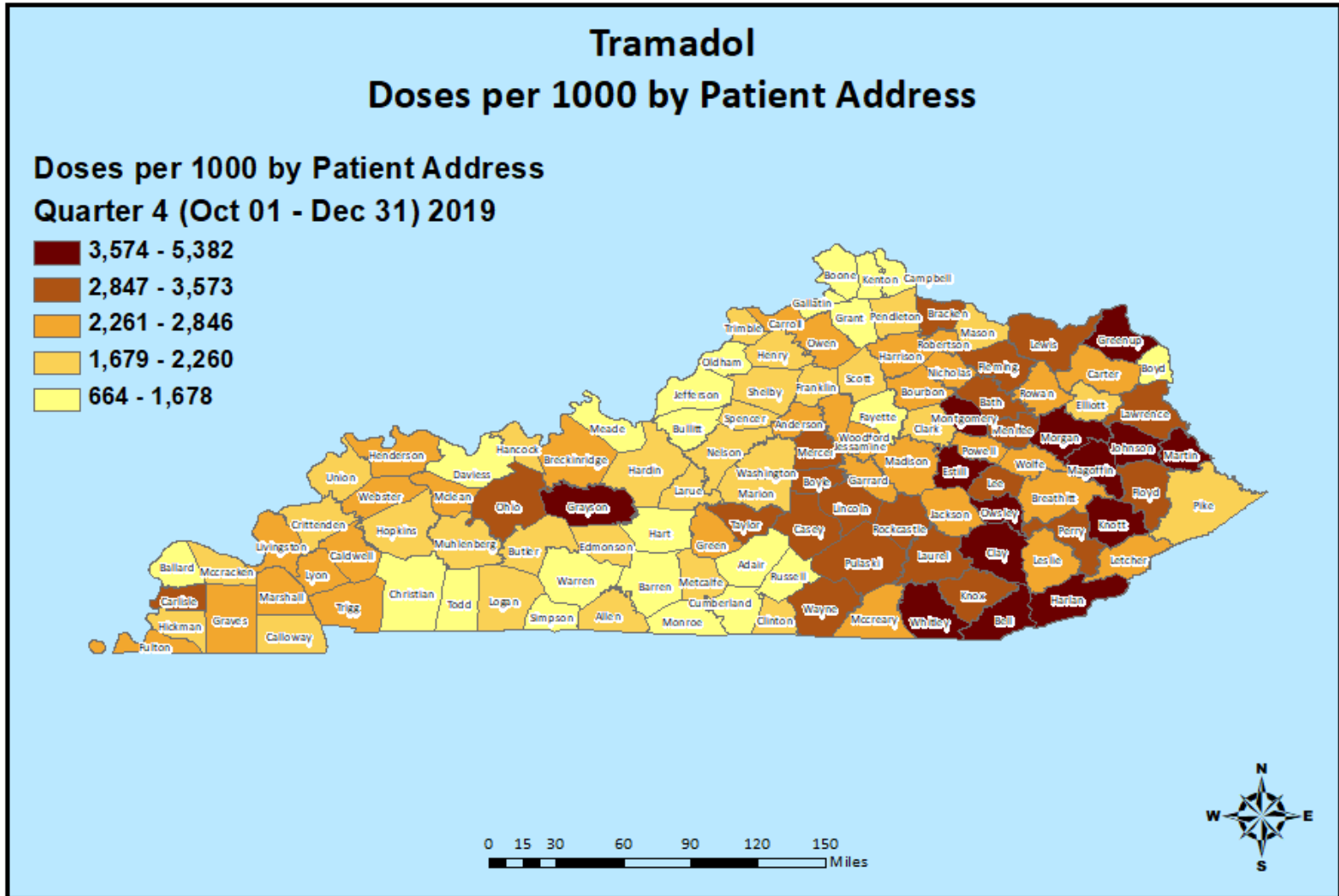
# Tramadol Prescribing Q4 2019



# Tramadol Prescribing Q4 2019

3 Digit Zip	Doses By Prescriber Zip-Actual Number of Tramadol Doses for Quarter 4, 2019
400	285,662
401	142,300
402	1,289,643
403	577,636
404	435,432
405	1,243,452
406	78,577
407	338,190
408	93,098
409	294,060
410	721,370
411	330,197
412	181,387
413	70,010
414	78,955
415	60,417
416	127,008
417	165,236
418	79,882
420	477,164
421	380,530
422	139,719
423	127,694
424	271,962
425	220,180
426	102,865
427	429,790
<b>Totals</b>	<b>8,742,416</b>

# Tramadol Usage Q4 2019





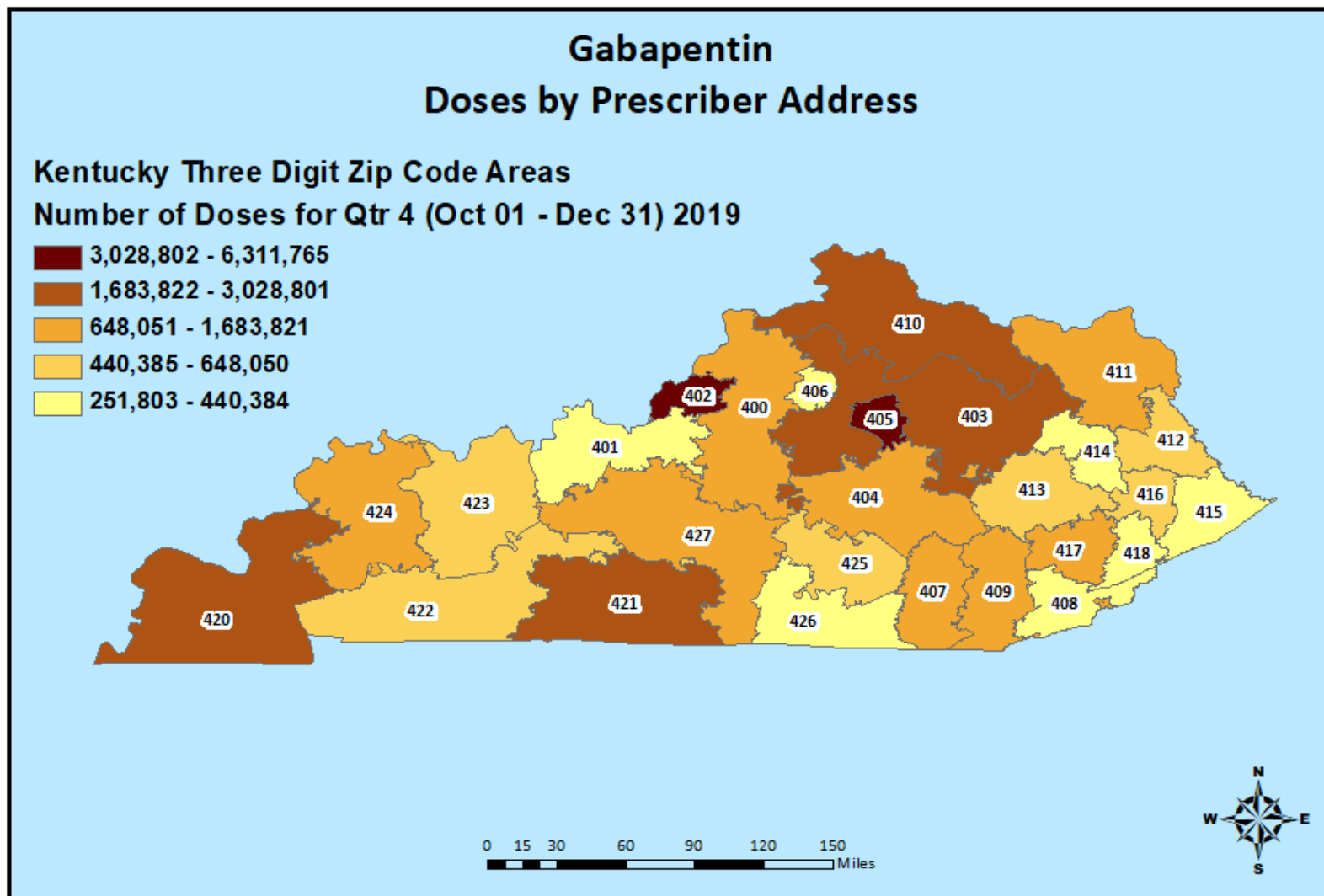
# Tramadol Usage Q4 2019

Actual Number of Tramadol Doses for Quarter 4, 2019							
COUNTY	# DOSES	COUNTY	# DOSES	COUNTY	# DOSES	COUNTY	# DOSES
ADAIR	30,974	EDMONSON	24,541	KNOX	113,212	NICHOLAS	18,966
ALLEN	39,687	ELLIOTT	13,500	LARUE	28,958	OHIO	76,227
ANDERSON	60,124	ESTILL	55,142	LAUREL	175,912	OLDHAM	82,164
BALLARD	12,642	FAYETTE	534,300	LAWRENCE	53,422	OWEN	24,681
BARREN	64,964	FLEMING	42,345	LEE	23,232	OWSLEY	16,969
BATH	41,325	FLOYD	128,849	LESLIE	29,671	PENDLETON	26,143
BELL	145,750	FRANKLIN	109,893	LETCHER	57,441	PERRY	91,676
BOONE	204,540	FULTON	15,069	LEWIS	44,715	PIKE	136,826
BOURBON	46,472	GALLATIN	12,833	LINCOLN	80,875	POWELL	30,164
BOYD	78,185	GARRARD	43,453	LIVINGSTON	22,774	PULASKI	211,275
BOYLE	89,355	GRANT	35,546	LOGAN	46,568	ROBERTSON	5,584
BRACKEN	24,124	GRAVES	86,493	LYON	22,967	ROCKCASTLE	49,727
BREATHITT	31,423	GRAYSON	109,733	MADISON	226,033	ROWAN	66,107
BRECKINRIDGE	49,644	GREEN	30,275	MAGOFFIN	48,123	RUSSELL	11,771
BULLITT	126,473	GREENUP	163,119	MARION	34,877	SCOTT	120,316
BUTLER	27,664	HANCOCK	15,453	MARSHALL	72,327	SHELBY	81,263
CALDWELL	34,355	HARDIN	222,006	MARTIN	48,852	SIMPSON	30,205
CALLOWAY	70,734	HARLAN	125,101	MASON	36,987	SPENCER	41,152
CAMPBELL	116,081	HARRISON	50,964	MCCRACKEN	125,988	TAYLOR	80,884
CARLISLE	14,247	HART	25,944	MCCREARY	40,210	TODD	18,836
CARROLL	26,856	HENDERSON	111,248	MCLEAN	21,683	TRIGG	35,954
CARTER	76,485	HENRY	30,003	MEADE	42,666	TRIMBLE	17,386
CASEY	47,388	HICKMAN	9,990	MENIFEE	19,626	UNION	33,514
CHRISTIAN	78,699	HOPKINS	99,195	MERCER	68,491	WARREN	157,687
CLARK	78,745	JACKSON	37,015	METCALFE	20,148	WASHINGTON	25,342
CLAY	79,203	JEFFERSON	985,425	MONROE	16,740	WAYNE	60,602
CLINTON	20,348	JESSAMINE	124,584	MONTGOMERY	106,814	WEBSTER	35,877
CRITTENDEN	19,032	JOHNSON	92,421	MORGAN	71,574	WHITLEY	161,805
CUMBERLAND	8,317	KENTON	192,983	MUHLENBERG	66,548	WOLFE	19,549
DAVISS	135,688	KNOTT	64,485	NELSON	87,335	WOODFORD	60,915
						<b>TOTAL</b>	<b>9,155,768</b>

# Per 1000 Tramadol Usage Q4 2019

Actual Number of Tramadol Doses per 1,000 Residents for Quarter 4, 2019							
COUNTY	PER 1000	COUNTY	PER 1000	COUNTY	PER 1000	COUNTY	PER 1000
ADAIR	1,607	EDMONSON	2,026	KNOX	3,573	NICHOLAS	2,677
ALLEN	1,924	ELLIOTT	1,779	LARUE	2,054	OHIO	3,127
ANDERSON	2,713	ESTILL	3,854	LAUREL	2,920	OLDHAM	1,253
BALLARD	1,570	FAYETTE	1,678	LAWRENCE	3,368	OWEN	2,319
BARREN	1,477	FLEMING	2,919	LEE	3,531	OWSLEY	3,778
BATH	3,352	FLOYD	3,472	LESLIE	2,816	PENDLETON	1,796
BELL	5,375	FRANKLIN	2,174	LETCHER	2,522	PERRY	3,353
BOONE	1,591	FULTON	2,439	LEWIS	3,327	PIKE	2,260
BOURBON	2,320	GALLATIN	1,491	LINCOLN	3,318	POWELL	2,451
BOYD	1,624	GARRARD	2,513	LIVINGSTON	2,457	PULASKI	3,303
BOYLE	2,977	GRANT	1,426	LOGAN	1,751	ROBERTSON	2,591
BRACKEN	2,872	GRAVES	2,326	LYON	2,846	ROCKCASTLE	2,951
BREATHITT	2,365	GRAYSON	4,191	MADISON	2,524	ROWAN	2,704
BRECKINRIDGE	2,487	GREEN	2,737	MAGOFFIN	3,794	RUSSELL	664
BULLITT	1,598	GREENUP	4,545	MARION	1,816	SCOTT	2,229
BUTLER	2,154	HANCOCK	1,754	MARSHALL	2,306	SHELBY	1,751
CALDWELL	2,734	HARDIN	2,069	MARTIN	4,070	SIMPSON	1,670
CALLOWAY	1,840	HARLAN	4,605	MASON	2,152	SPENCER	2,252
CAMPBELL	1,259	HARRISON	2,733	MCCRACKEN	1,933	TAYLOR	3,185
CARLISLE	2,935	HART	1,393	MCCREARY	2,296	TODD	1,532
CARROLL	2,515	HENDERSON	2,405	MCLEAN	2,288	TRIGG	2,521
CARTER	2,828	HENRY	1,897	MEADE	1,517	TRIMBLE	2,017
CASEY	2,996	HICKMAN	2,159	MENIFEE	3,063	UNION	2,252
CHRISTIAN	1,088	HOPKINS	2,161	MERCER	3,189	WARREN	1,256
CLARK	2,198	JACKSON	2,769	METCALFE	2,011	WASHINGTON	2,079
CLAY	3,814	JEFFERSON	1,288	MONROE	1,581	WAYNE	2,963
CLINTON	1,999	JESSAMINE	2,380	MONTGOMERY	3,846	WEBSTER	2,694
CRITTENDEN	2,071	JOHNSON	4,022	MORGAN	5,382	WHITLEY	4,483
CUMBERLAND	1,234	KENTON	1,170	MUHLENBERG	2,145	WOLFE	2,731
DAVISS	1,361	KNOTT	4,149	NELSON	1,917	WOODFORD	2,332

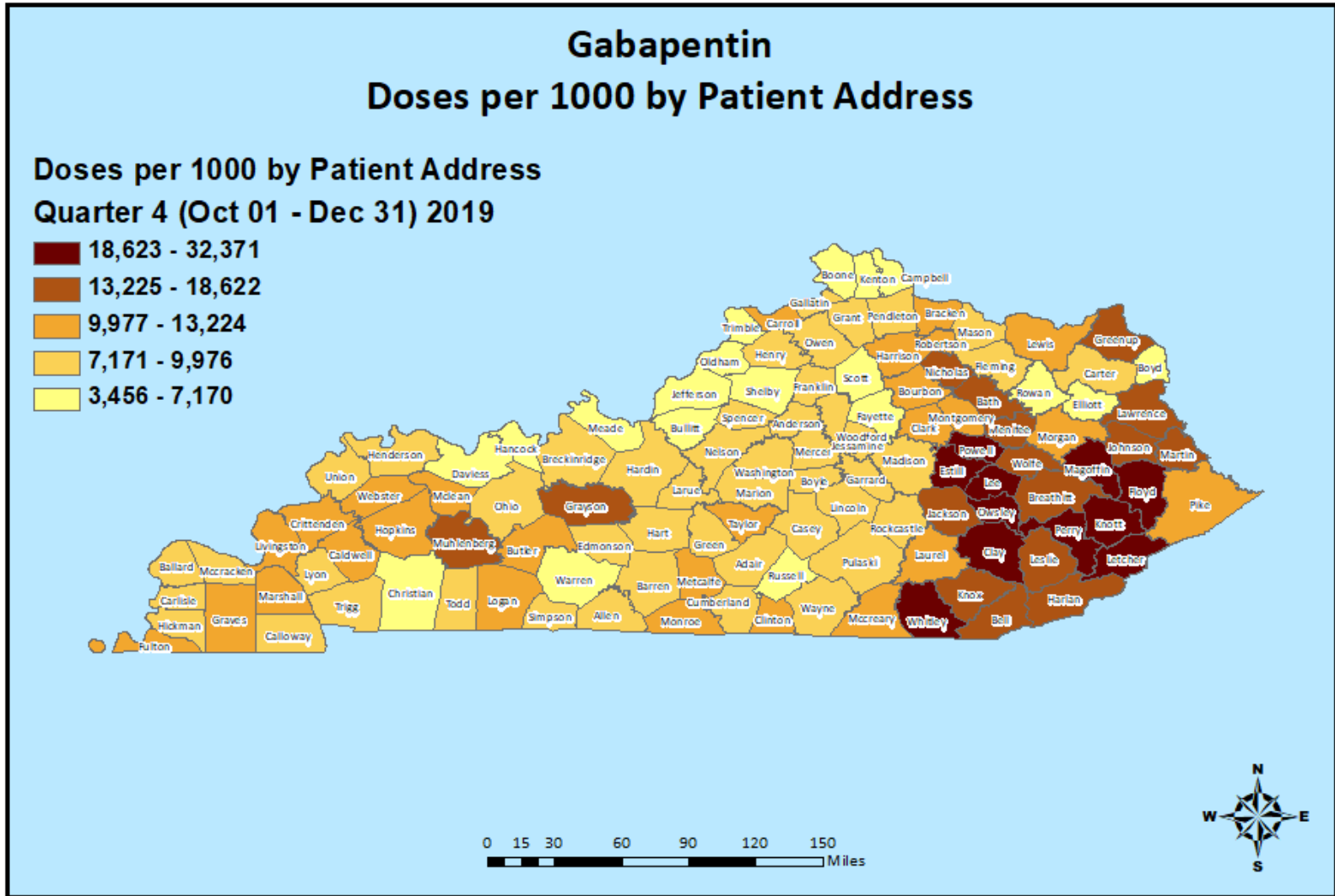
# Gabapentin Prescribing Q4 2019



# Gabapentin Prescribing Q4 2019

3 Digit Zip	Doses By Prescriber Zip-Actual Number of Gabapentin Doses for Quarter 4, 2019
400	992,987
401	440,384
402	6,311,765
403	2,179,975
404	1,387,614
405	4,902,518
406	278,040
407	1,587,350
408	311,865
409	1,055,764
410	3,028,801
411	1,185,683
412	648,050
413	633,780
414	288,502
415	251,803
416	616,205
417	1,150,848
418	301,863
420	2,218,691
421	2,241,708
422	637,099
423	559,807
424	988,119
425	553,430
426	374,154
427	1,683,821
<b>Totals</b>	<b>36,810,626</b>

# Gabapentin Usage Q4 2019



# Gabapentin Usage

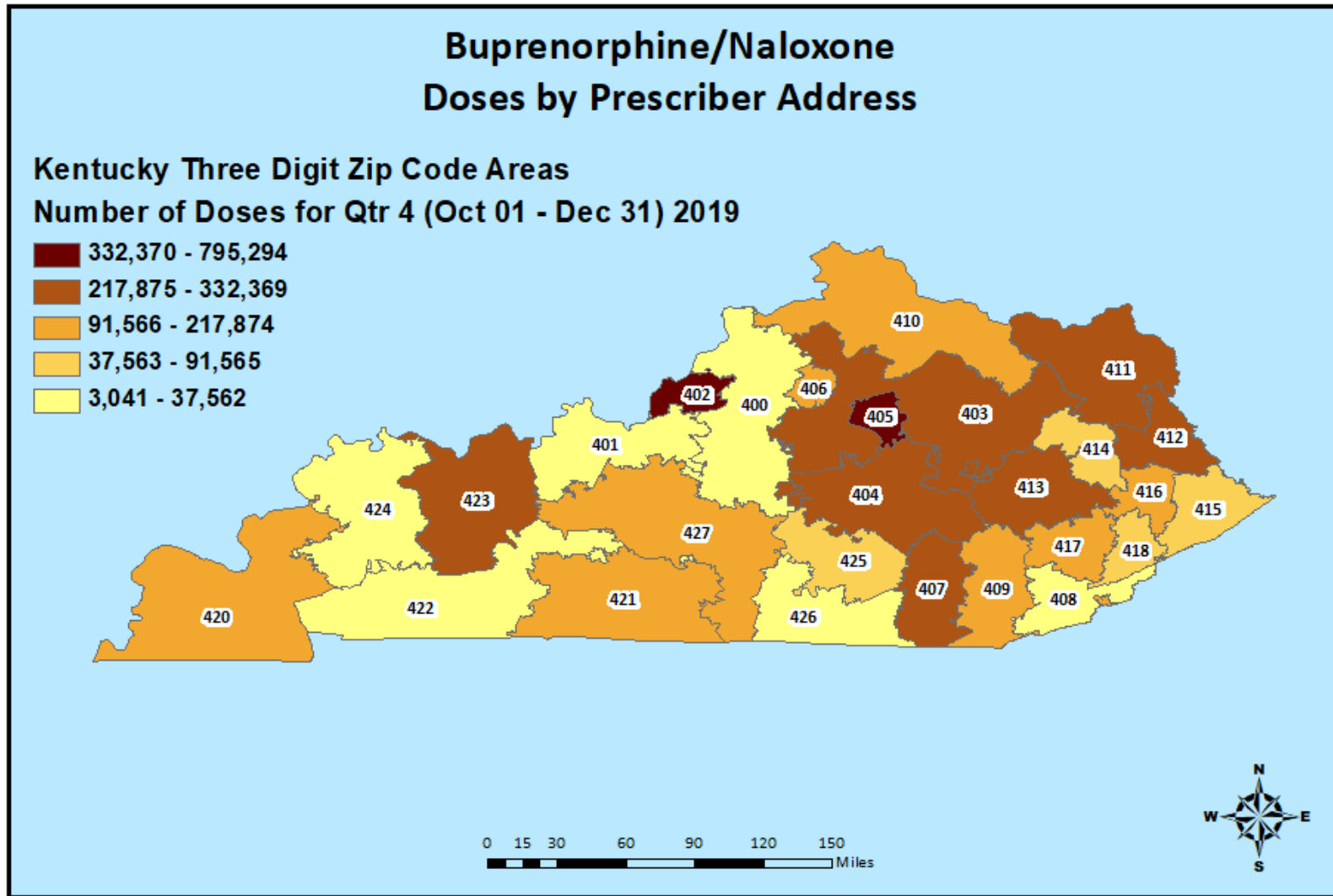
## Q4 2019

Actual Number of Gabapentin Doses for Quarter 4, 2019							
COUNTY	# DOSES	COUNTY	# DOSES	COUNTY	# DOSES	COUNTY	# DOSES
ADAIR	158,152	EDMONSON	99,362	KNOX	575,009	NICHOLAS	105,334
ALLEN	199,380	ELLIOTT	48,798	LARUE	135,871	OHIO	240,348
ANDERSON	208,166	ESTILL	282,805	LAUREL	714,087	OLDHAM	294,966
BALLARD	65,970	FAYETTE	1,710,473	LAWRENCE	217,902	OWEN	94,397
BARREN	403,064	FLEMING	141,447	LEE	146,039	OWSLEY	145,380
BATH	173,350	FLOYD	802,341	LESLIE	147,030	PENDLETON	124,066
BELL	466,948	FRANKLIN	384,004	LETCHER	450,072	PERRY	645,050
BOONE	741,575	FULTON	76,999	LEWIS	160,894	PIKE	635,978
BOURBON	228,959	GALLATIN	69,477	LINCOLN	241,201	POWELL	251,239
BOYD	309,086	GARRARD	140,255	LIVINGSTON	107,206	PULASKI	599,653
BOYLE	247,660	GRANT	191,988	LOGAN	270,838	ROBERTSON	22,739
BRACKEN	86,139	GRAVES	405,992	LYON	77,128	ROCKCASTLE	148,691
BREATHITT	241,209	GRAYSON	409,622	MADISON	782,136	ROWAN	172,590
BRECKINRIDGE	160,563	GREEN	100,945	MAGOFFIN	268,071	RUSSELL	61,252
BULLITT	529,636	GREENUP	505,695	MARION	174,057	SCOTT	337,730
BUTLER	133,108	HANCOCK	41,878	MARSHALL	316,058	SHELBY	325,907
CALDWELL	157,461	HARDIN	824,224	MARTIN	208,438	SIMPSON	158,846
CALLOWAY	303,521	HARLAN	476,745	MASON	141,991	SPENCER	154,620
CAMPBELL	553,204	HARRISON	220,107	MCCRACKEN	627,124	TAYLOR	264,337
CARLISLE	43,966	HART	155,743	MCCREARY	188,238	TODD	110,578
CARROLL	121,604	HENDERSON	345,147	MCLEAN	104,439	TRIGG	135,671
CARTER	245,976	HENRY	147,722	MEADE	148,470	TRIMBLE	61,808
CASEY	137,619	HICKMAN	35,319	MENIFEE	88,722	UNION	109,596
CHRISTIAN	426,350	HOPKINS	480,890	MERCER	208,049	WARREN	882,629
CLARK	404,973	JACKSON	222,484	METCALFE	119,035	WASHINGTON	91,971
CLAY	568,928	JEFFERSON	4,967,783	MONROE	122,122	WAYNE	204,049
CLINTON	106,369	JESSAMINE	454,368	MONTGOMERY	367,242	WEBSTER	149,154
CRITTENDEN	104,334	JOHNSON	401,085	MORGAN	172,628	WHITLEY	816,335
CUMBERLAND	65,051	KENTON	849,469	MUHLENBERG	425,693	WOLFE	133,318
DAVISS	430,031	KNOTT	316,711	NELSON	391,126	WOODFORD	195,149
						<b>TOTAL</b>	<b>39,102,527</b>

# Per 1000 Gabapentin Usage Q4 2019

Actual Number of Gabapentin Doses per 1,000 Residents for Quarter 4, 2019							
COUNTY	PER 1000	COUNTY	PER 1000	COUNTY	PER 1000	COUNTY	PER 1000
ADAIR	8,203	EDMONSON	8,202	KNOX	18,147	NICHOLAS	14,869
ALLEN	9,664	ELLIOTT	6,431	LARUE	9,639	OHIO	9,859
ANDERSON	9,395	ESTILL	19,767	LAUREL	11,852	OLDHAM	4,499
BALLARD	8,191	FAYETTE	5,371	LAWRENCE	13,736	OWEN	8,870
BARREN	9,162	FLEMING	9,750	LEE	22,194	OWSLEY	32,371
BATH	14,063	FLOYD	21,621	LESLIE	13,952	PENDLETON	8,521
BELL	17,220	FRANKLIN	7,595	LETCHER	19,763	PERRY	23,591
BOONE	5,769	FULTON	12,461	LEWIS	11,969	PIKE	10,502
BOURBON	11,431	GALLATIN	8,070	LINCOLN	9,897	POWELL	20,413
BOYD	6,422	GARRARD	8,111	LIVINGSTON	11,566	PULASKI	9,376
BOYLE	8,250	GRANT	7,703	LOGAN	10,185	ROBERTSON	10,552
BRACKEN	10,255	GRAVES	10,919	LYON	9,559	ROCKCASTLE	8,824
BREATHITT	18,158	GRAYSON	15,644	MADISON	8,734	ROWAN	7,059
BRECKINRIDGE	8,044	GREEN	9,127	MAGOFFIN	21,135	RUSSELL	3,456
BULLITT	6,691	GREENUP	14,089	MARION	9,063	SCOTT	6,258
BUTLER	10,363	HANCOCK	4,753	MARSHALL	10,077	SHELBY	7,023
CALDWELL	12,529	HARDIN	7,680	MARTIN	17,367	SIMPSON	8,784
CALLOWAY	7,897	HARLAN	17,548	MASON	8,260	SPENCER	8,461
CAMPBELL	5,999	HARRISON	11,805	MCCRACKEN	9,624	TAYLOR	10,408
CARLISLE	9,056	HART	8,361	MCCREARY	10,750	TODD	8,994
CARROLL	11,387	HENDERSON	7,462	MCLEAN	11,023	TRIGG	9,511
CARTER	9,095	HENRY	9,339	MEADE	5,279	TRIMBLE	7,170
CASEY	8,702	HICKMAN	7,633	MENIFEE	13,846	UNION	7,365
CHRISTIAN	5,893	HOPKINS	10,476	MERCER	9,687	WARREN	7,031
CLARK	11,306	JACKSON	16,643	METCALFE	11,882	WASHINGTON	7,545
CLAY	27,397	JEFFERSON	6,491	MONROE	11,534	WAYNE	9,976
CLINTON	10,452	JESSAMINE	8,678	MONTGOMERY	13,224	WEBSTER	11,201
CRITTENDEN	11,355	JOHNSON	17,455	MORGAN	12,982	WHITLEY	22,616
CUMBERLAND	9,654	KENTON	5,150	MUHLENBERG	13,720	WOLFE	18,622
DAVISS	4,314	KNOTT	20,375	NELSON	8,585	WOODFORD	7,470

# Buprenorphine/Naloxone Prescribing Q4 2019

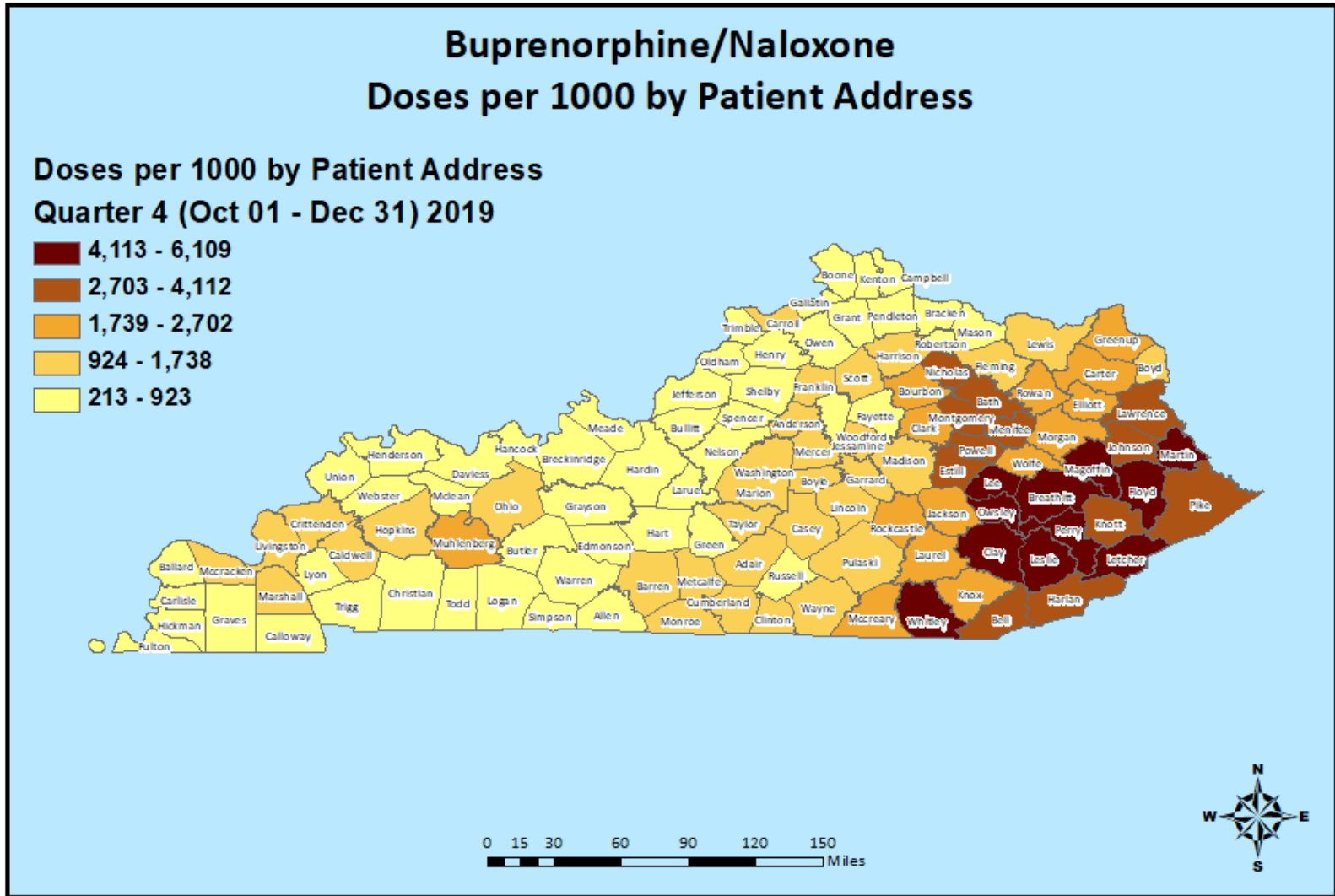




# Buprenorphine/Naloxone Prescribing Q4 2019

3 Digit Zip	Doses By Prescriber Zip-Actual Number of Buprenorphine/Naloxone Doses for Quarter 4, 2019
400	37,562
401	22,677
402	614,639
403	294,165
404	332,369
405	795,294
406	130,078
407	244,660
408	25,874
409	185,910
410	178,629
411	251,440
412	266,482
413	233,801
414	62,208
415	91,565
416	165,324
417	130,794
418	63,369
420	217,874
421	139,461
422	15,936
423	238,660
424	3,148
425	63,558
426	3,041
427	156,222
<b>Totals</b>	<b>4,964,740</b>

# Buprenorphine/Naloxone Usage Q4 2019



# Buprenorphine/Naloxone Usage

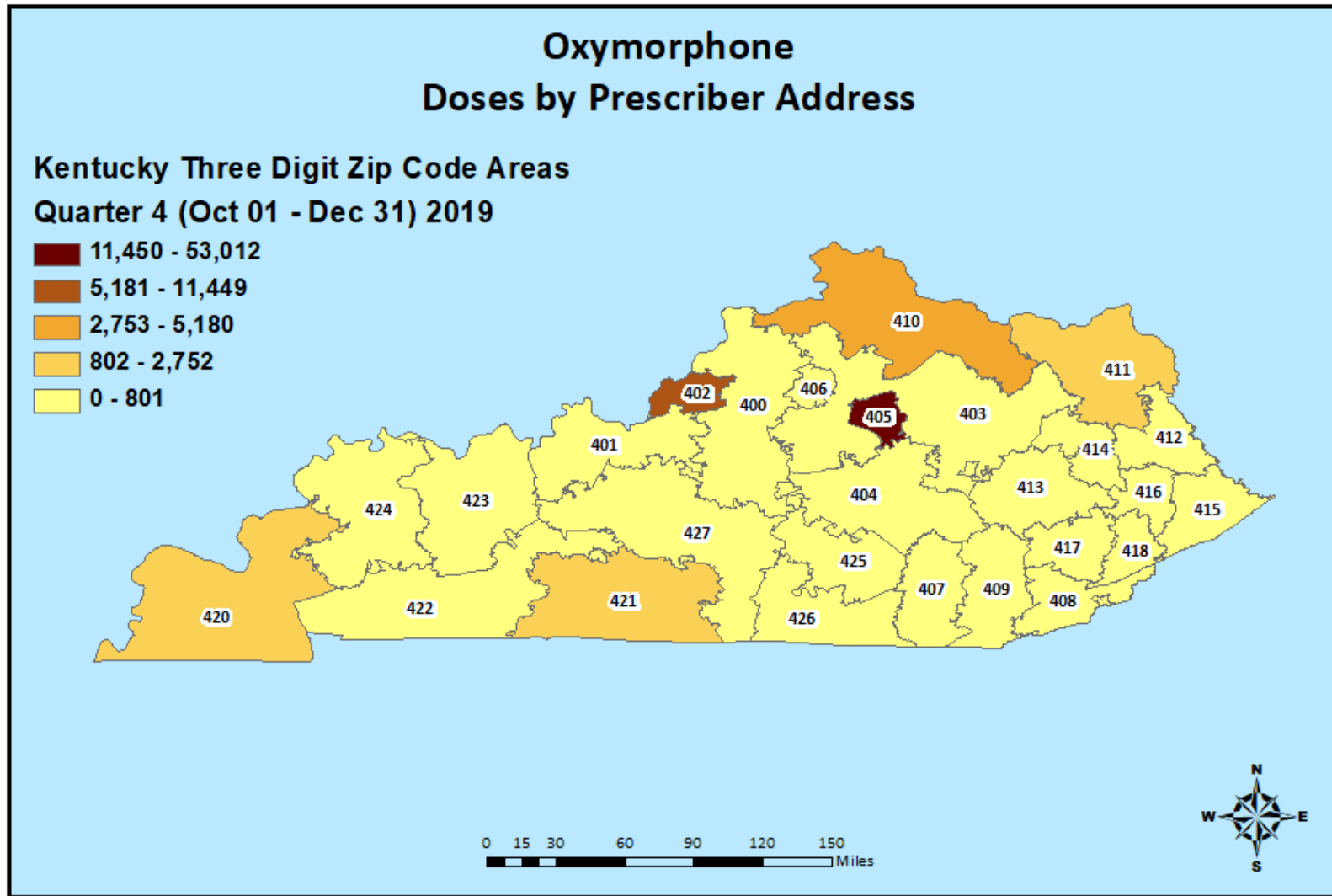
## Q4 2019

Actual Number of Buprenorphine/Naloxone Doses for Quarter 4, 2019							
COUNTY	# DOSES	COUNTY	# DOSES	COUNTY	# DOSES	COUNTY	# DOSES
ADAIR	28,871	EDMONSON	6,843	KNOX	64,699	NICHOLAS	26,739
ALLEN	15,280	ELLIOTT	16,207	LARUE	6,478	OHIO	23,766
ANDERSON	28,755	ESTILL	47,930	LAUREL	146,497	OLDHAM	18,210
BALLARD	4,867	FAYETTE	259,124	LAWRENCE	54,030	OWEN	8,216
BARREN	44,812	FLEMING	18,694	LEE	28,812	OWSLEY	26,920
BATH	43,415	FLOYD	190,595	LESLIE	46,662	PENDLETON	10,338
BELL	76,996	FRANKLIN	67,085	LETCHER	107,915	PERRY	145,597
BOONE	43,429	FULTON	5,130	LEWIS	22,270	PIKE	176,328
BOURBON	54,116	GALLATIN	6,233	LINCOLN	37,863	POWELL	50,609
BOYD	77,335	GARRARD	20,983	LIVINGSTON	13,484	PULASKI	96,577
BOYLE	31,140	GRANT	15,521	LOGAN	15,155	ROBERTSON	1,928
BRACKEN	5,630	GRAVES	29,089	LYON	6,429	ROCKCASTLE	31,355
BREATHITT	62,235	GRAYSON	13,830	MADISON	143,009	ROWAN	47,814
BRECKINRIDGE	5,490	GREEN	6,990	MAGOFFIN	77,486	RUSSELL	9,871
BULLITT	50,506	GREENUP	85,037	MARION	23,407	SCOTT	76,635
BUTLER	8,279	HANCOCK	2,172	MARSHALL	33,843	SHELBY	23,903
CALDWELL	15,338	HARDIN	46,176	MARTIN	54,897	SIMPSON	11,623
CALLOWAY	15,447	HARLAN	100,295	MASON	11,487	SPENCER	10,630
CAMPBELL	37,251	HARRISON	32,287	MCCRACKEN	66,658	TAYLOR	27,973
CARLISLE	4,479	HART	14,917	MCCREARY	35,373	TODD	5,023
CARROLL	13,114	HENDERSON	17,352	MCLEAN	7,699	TRIGG	8,161
CARTER	66,478	HENRY	10,732	MEADE	9,149	TRIMBLE	6,167
CASEY	20,194	HICKMAN	2,257	MENIFEE	20,444	UNION	3,167
CHRISTIAN	29,543	HOPKINS	56,814	MERCER	27,901	WARREN	68,930
CLARK	92,696	JACKSON	31,887	METCALFE	10,280	WASHINGTON	12,132
CLAY	99,240	JEFFERSON	397,651	MONROE	10,803	WAYNE	35,546
CLINTON	11,612	JESSAMINE	86,273	MONTGOMERY	81,419	WEBSTER	8,900
CRITTENDEN	13,056	JOHNSON	81,377	MORGAN	30,137	WHITLEY	164,490
CUMBERLAND	10,408	KENTON	73,007	MUHLENBERG	78,254	WOLFE	16,150
DAVISS	25,929	KNOTT	51,808	NELSON	35,797	WOODFORD	23,497
<b>TOTAL</b>						<b>5,315,769</b>	

# Per 1000 Buprenorphine/Naloxone Usage Q4 2019

Actual Number of Buprenorphine/Naloxone Doses per 1,000 Residents for Quarter 4, 2019							
COUNTY	PER 1000	COUNTY	PER 1000	COUNTY	PER 1000	COUNTY	PER 1000
ADAIR	1,497	EDMONSON	565	KNOX	2,042	NICHOLAS	3,775
ALLEN	741	ELLIOTT	2,136	LARUE	460	OHIO	975
ANDERSON	1,298	ESTILL	3,350	LAUREL	2,431	OLDHAM	278
BALLARD	604	FAYETTE	814	LAWRENCE	3,406	OWEN	772
BARREN	1,019	FLEMING	1,289	LEE	4,379	OWSLEY	5,994
BATH	3,522	FLOYD	5,136	LESLIE	4,428	PENDLETON	710
BELL	2,839	FRANKLIN	1,327	LETCHER	4,739	PERRY	5,325
BOONE	338	FULTON	830	LEWIS	1,657	PIKE	2,912
BOURBON	2,702	GALLATIN	724	LINCOLN	1,554	POWELL	4,112
BOYD	1,607	GARRARD	1,213	LIVINGSTON	1,455	PULASKI	1,510
BOYLE	1,037	GRANT	623	LOGAN	570	ROBERTSON	895
BRACKEN	670	GRAVES	782	LYON	797	ROCKCASTLE	1,861
BREATHITT	4,685	GRAYSON	528	MADISON	1,597	ROWAN	1,956
BRECKINRIDGE	275	GREEN	632	MAGOFFIN	6,109	RUSSELL	557
BULLITT	638	GREENUP	2,369	MARION	1,219	SCOTT	1,420
BUTLER	645	HANCOCK	247	MARSHALL	1,079	SHELBY	515
CALDWELL	1,220	HARDIN	430	MARTIN	4,574	SIMPSON	643
CALLOWAY	402	HARLAN	3,692	MASON	668	SPENCER	582
CAMPBELL	404	HARRISON	1,732	MCCRACKEN	1,023	TAYLOR	1,101
CARLISLE	923	HART	801	MCCREARY	2,020	TODD	409
CARROLL	1,228	HENDERSON	375	MCLEAN	813	TRIGG	572
CARTER	2,458	HENRY	678	MEADE	325	TRIMBLE	715
CASEY	1,277	HICKMAN	488	MENIFEE	3,190	UNION	213
CHRISTIAN	408	HOPKINS	1,238	MERCER	1,299	WARREN	549
CLARK	2,588	JACKSON	2,385	METCALFE	1,026	WASHINGTON	995
CLAY	4,779	JEFFERSON	520	MONROE	1,020	WAYNE	1,738
CLINTON	1,141	JESSAMINE	1,648	MONTGOMERY	2,932	WEBSTER	668
CRITTENDEN	1,421	JOHNSON	3,542	MORGAN	2,266	WHITLEY	4,557
CUMBERLAND	1,545	KENTON	443	MUHLENBERG	2,522	WOLFE	2,256
DAVISS	260	KNOTT	3,333	NELSON	786	WOODFORD	899

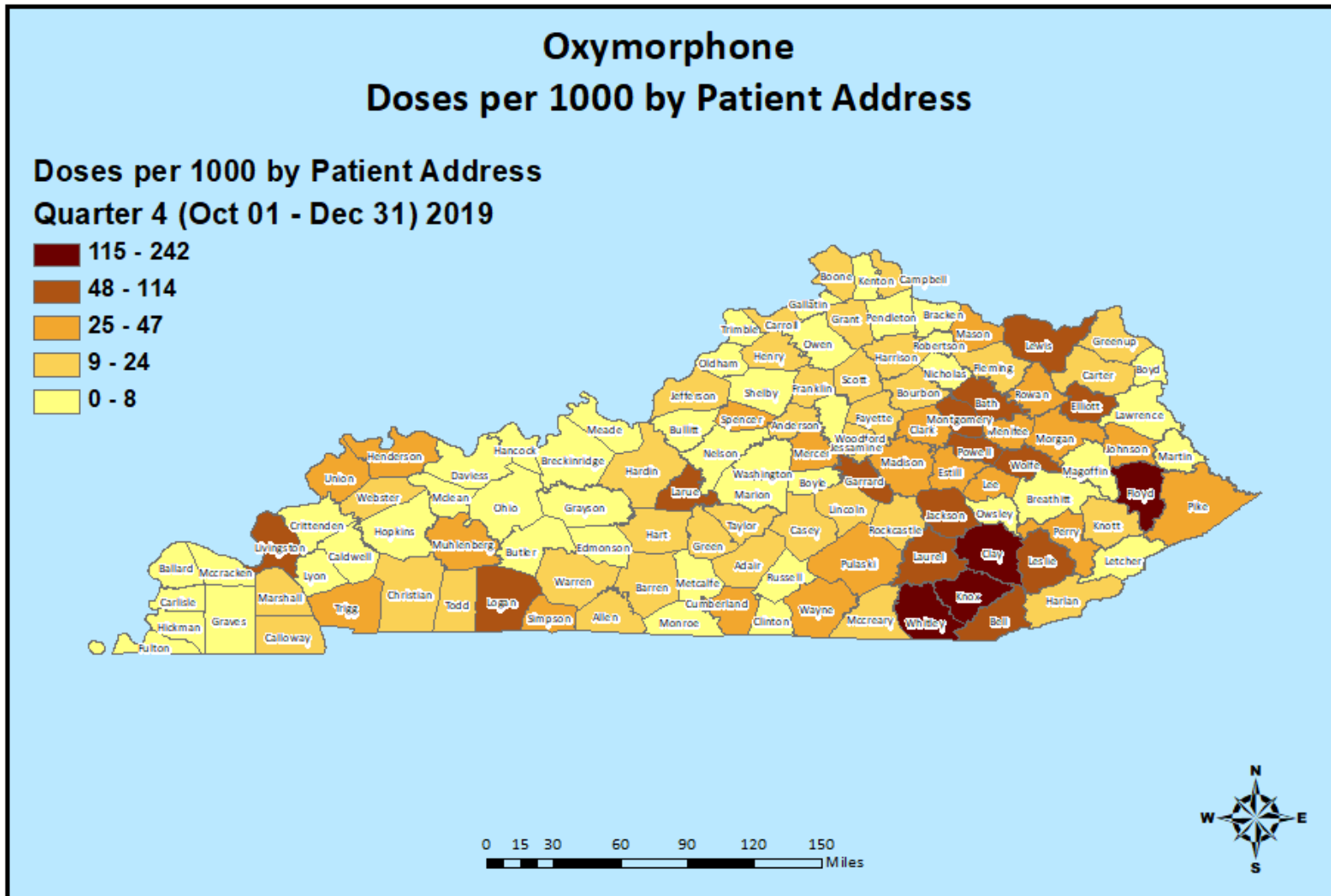
# Oxymorphone Prescribing Q4 2019



# Oxymorphone Prescribing Q4 2019

3 Digit Zip	Doses By Prescriber Zip-Actual Number of Oxymorphone Doses for Quarter 4, 2019
400	180
401	0
402	11,449
403	360
404	390
405	53,012
406	0
407	270
408	180
409	0
410	5,180
411	1,710
412	24
413	422
414	0
415	0
416	270
417	360
418	0
420	1,890
421	2,752
422	540
423	80
424	801
425	60
426	0
427	660
<b>Totals</b>	<b>80,590</b>

# Oxymorphone Usage Q4 2019



# Oxymorphone Usage

## Q4 2019

Actual Number of Oxymorphone Doses for Quarter 4, 2019							
COUNTY	# DOSES	COUNTY	# DOSES	COUNTY	# DOSES	COUNTY	# DOSES
ADAIR	360	EDMONSON	0	KNOX	6,917	NICHOLAS	0
ALLEN	180	ELLIOTT	504	LARUE	810	OHIO	0
ANDERSON	450	ESTILL	570	LAUREL	4,720	OLDHAM	300
BALLARD	0	FAYETTE	4,980	LAWRENCE	0	OWEN	0
BARREN	640	FLEMING	180	LEE	270	OWSLEY	0
BATH	1,410	FLOYD	8,470	LESLIE	630	PENDLETON	0
BELL	1,950	FRANKLIN	950	LETCHER	0	PERRY	690
BOONE	1,425	FULTON	0	LEWIS	810	PIKE	1,740
BOURBON	180	GALLATIN	0	LINCOLN	210	POWELL	762
BOYD	360	GARRARD	870	LIVINGSTON	570	PULASKI	3,002
BOYLE	240	GRANT	450	LOGAN	1,320	ROBERTSON	0
BRACKEN	0	GRAVES	0	LYON	0	ROCKCASTLE	360
BREATHITT	90	GRAYSON	0	MADISON	3,448	ROWAN	810
BRECKINRIDGE	0	GREEN	180	MAGOFFIN	0	RUSSELL	0
BULLITT	360	GREENUP	440	MARION	0	SCOTT	1,215
BUTLER	0	HANCOCK	0	MARSHALL	540	SHELBY	0
CALDWELL	0	HARDIN	1,780	MARTIN	0	SIMPSON	840
CALLOWAY	780	HARLAN	536	MASON	600	SPENCER	540
CAMPBELL	899	HARRISON	180	MCCRACKEN	0	TAYLOR	360
CARLISLE	0	HART	270	MCCREARY	420	TODD	240
CARROLL	180	HENDERSON	1,545	MCLEAN	0	TRIGG	360
CARTER	360	HENRY	210	MEADE	0	TRIMBLE	0
CASEY	180	HICKMAN	0	MENIFEE	240	UNION	374
CHRISTIAN	810	HOPKINS	186	MERCER	630	WARREN	1,200
CLARK	1,020	JACKSON	810	METCALFE	0	WASHINGTON	0
CLAY	3,840	JEFFERSON	8,149	MONROE	0	WAYNE	540
CLINTON	60	JESSAMINE	1,170	MONTGOMERY	1,680	WEBSTER	180
CRITTENDEN	0	JOHNSON	804	MORGAN	450	WHITLEY	8,724
CUMBERLAND	240	KENTON	1,074	MUHLENBERG	898	WOLFE	360
DAVISS	210	KNOTT	360	NELSON	0	WOODFORD	0
						<b>TOTAL</b>	<b>98,652</b>



# Per 1000 Oxymorphone Usage Q4 2019

Actual Number of Oxymorphone Doses per 1,000 Residents for Quarter 4, 2019							
COUNTY	PER 1000	COUNTY	PER 1000	COUNTY	PER 1000	COUNTY	PER 1000
ADAIR	19	EDMONSON	0	KNOX	218	NICHOLAS	0
ALLEN	9	ELLIOTT	66	LARUE	57	OHIO	0
ANDERSON	20	ESTILL	40	LAUREL	78	OLDHAM	5
BALLARD	0	FAYETTE	16	LAWRENCE	0	OWEN	0
BARREN	15	FLEMING	12	LEE	41	OWSLEY	0
BATH	114	FLOYD	228	LESLIE	60	PENDLETON	0
BELL	72	FRANKLIN	19	LETCHER	0	PERRY	25
BOONE	11	FULTON	0	LEWIS	60	PIKE	29
BOURBON	9	GALLATIN	0	LINCOLN	9	POWELL	62
BOYD	7	GARRARD	50	LIVINGSTON	61	PULASKI	47
BOYLE	8	GRANT	18	LOGAN	50	ROBERTSON	0
BRACKEN	0	GRAVES	0	LYON	0	ROCKCASTLE	21
BREATHITT	7	GRAYSON	0	MADISON	39	ROWAN	33
BRECKINRIDGE	0	GREEN	16	MAGOFFIN	0	RUSSELL	0
BULLITT	5	GREENUP	12	MARION	0	SCOTT	23
BUTLER	0	HANCOCK	0	MARSHALL	17	SHELBY	0
CALDWELL	0	HARDIN	17	MARTIN	0	SIMPSON	46
CALLOWAY	20	HARLAN	20	MASON	35	SPENCER	30
CAMPBELL	10	HARRISON	10	MCCRACKEN	0	TAYLOR	14
CARLISLE	0	HART	14	MCCREARY	24	TODD	20
CARROLL	17	HENDERSON	33	MCLEAN	0	TRIGG	25
CARTER	13	HENRY	13	MEADE	0	TRIMBLE	0
CASEY	11	HICKMAN	0	MENIFEE	37	UNION	25
CHRISTIAN	11	HOPKINS	4	MERCER	29	WARREN	10
CLARK	28	JACKSON	61	METCALFE	0	WASHINGTON	0
CLAY	185	JEFFERSON	11	MONROE	0	WAYNE	26
CLINTON	6	JESSAMINE	22	MONTGOMERY	60	WEBSTER	14
CRITTENDEN	0	JOHNSON	35	MORGAN	34	WHITLEY	242
CUMBERLAND	36	KENTON	7	MUHLENBERG	29	WOLFE	50
DAVISS	2	KNOTT	23	NELSON	0	WOODFORD	0