



---

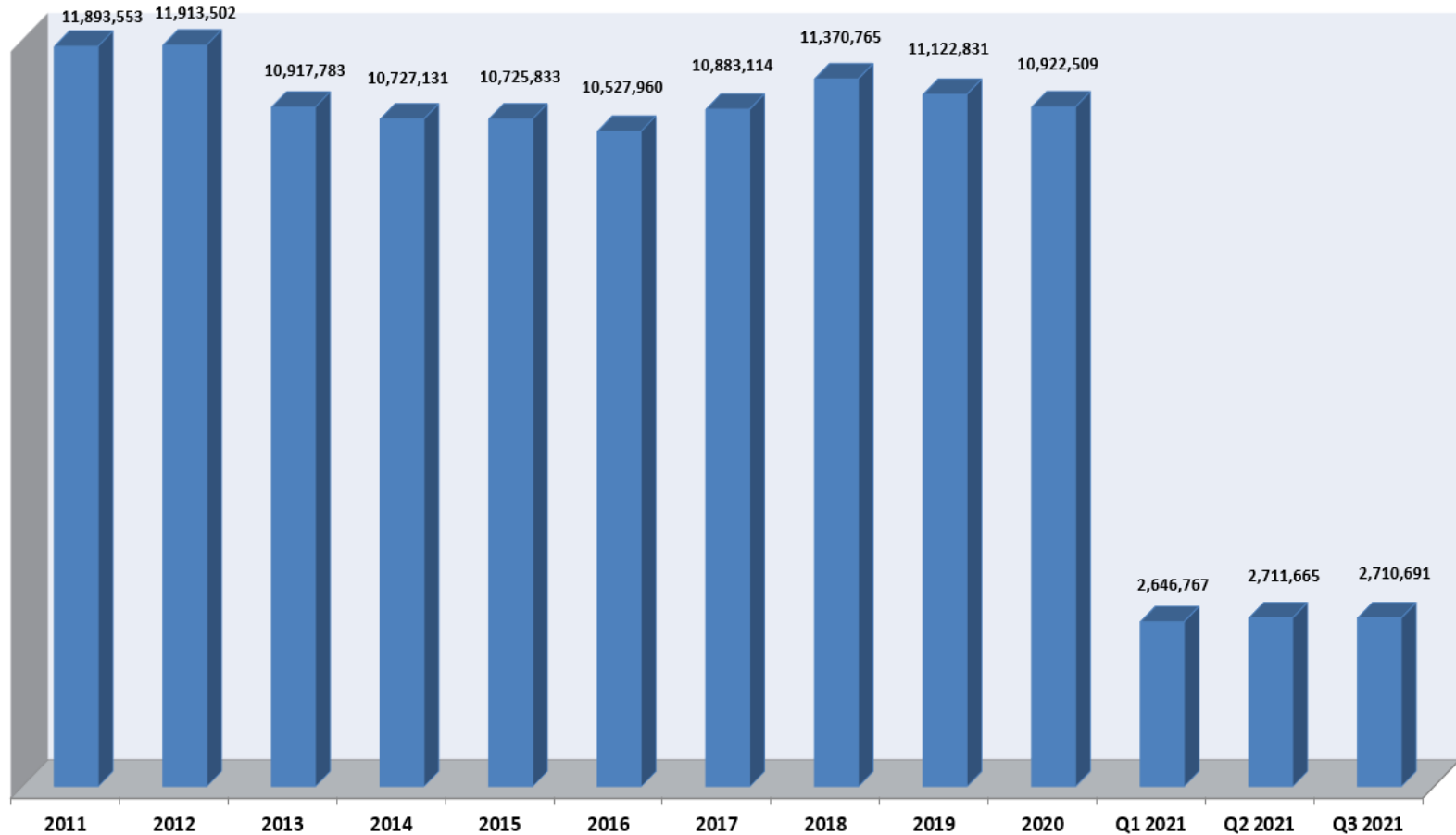
# KENTUCKY CABINET FOR HEALTH AND FAMILY SERVICES

## **Kentucky All Schedule Prescription Electronic Reporting**

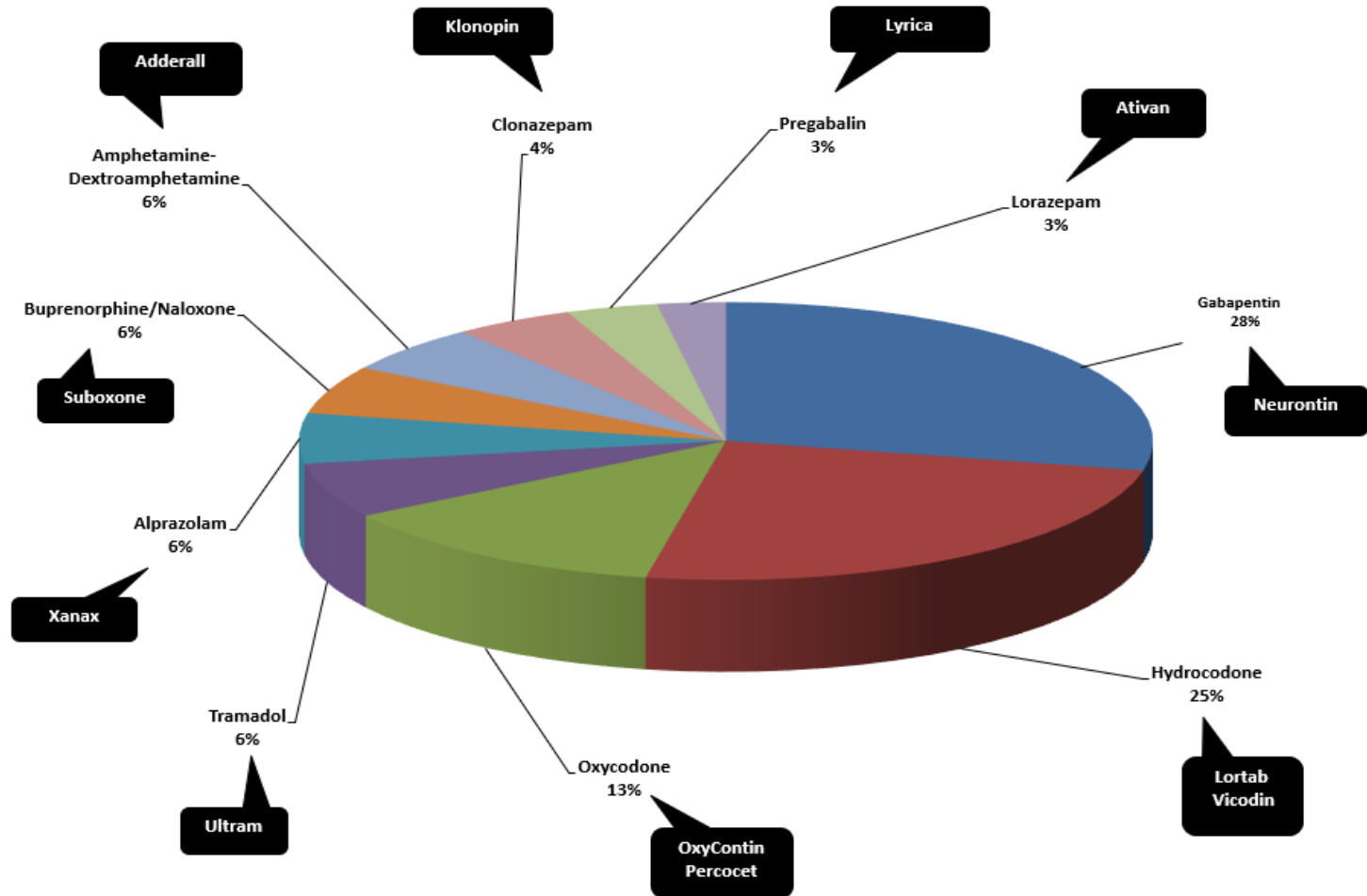
### **Quarterly Trend Report 3rd Quarter 2021**

**Cabinet for Health and Family Services  
Office of Inspector General  
275 E. Main Street  
Frankfort, KY 40621**

# KASPER Records Added 2011 – Q3 2021




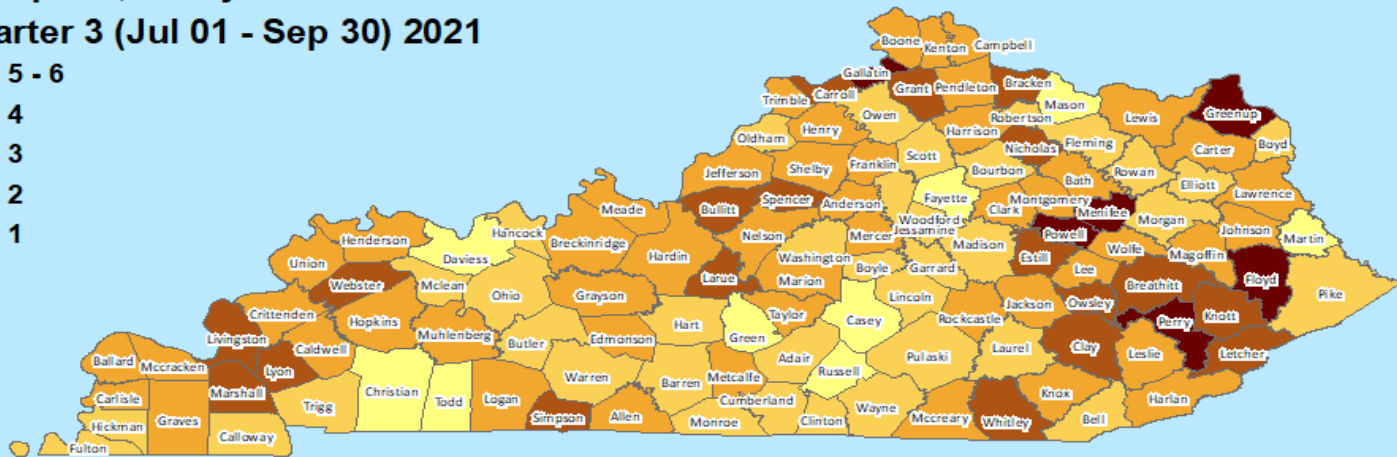

# Top Prescribed Controlled Substances by Therapeutic Category by Doses – Q3 2021



# Opioid Morphine Equivalent Dose (MED) Data Q3 2021

**Rate of Patients Receiving Daily MED  $\geq$  90  
per 1,000 Residents by Patient Address  
Patient Ages 18 - 65 (Data Excludes Buprenorphine/Naloxone)**

**Rate per 1,000 by Patient Address  
Quarter 3 (Jul 01 - Sep 30) 2021**



# Opioid Morphine Equivalent Dose (MED) Data Q3 2021

Rate of Patients Receiving Daily Morphine Equivalent Dosage $\geq$ 90 per 1,000 Residents for Quarter 3, 2021 Patient Ages 18 - 65 (Data Excludes Buprenorphine/Naloxone)							
COUNTY	PER 1000	COUNTY	PER 1000	COUNTY	PER 1000	COUNTY	PER 1000
ADAIR	2	EDMONSON	3	KNOX	3	NICHOLAS	4
ALLEN	3	ELLIOTT	2	LARUE	3	OHIO	2
ANDERSON	3	ESTILL	3	LAUREL	2	OLDHAM	2
BALLARD	3	FAYETTE	1	LAWRENCE	2	OWEN	2
BARREN	2	FLEMING	2	LEE	3	OWSLEY	4
BATH	3	FLOYD	5	LESLIE	3	PENDLETON	2
BELL	2	FRANKLIN	2	LETCHER	3	PERRY	5
BOONE	3	FULTON	2	LEWIS	2	PIKE	2
BOURBON	2	GALLATIN	5	LINCOLN	2	POWELL	5
BOYD	2	GARRARD	2	LIVINGSTON	4	PULASKI	2
BOYLE	2	GRANT	4	LOGAN	2	ROBERTSON	2
BRACKEN	3	GRAVES	3	LYON	4	ROCKCASTLE	3
BREATHITT	4	GRAYSON	3	MADISON	2	ROWAN	2
BRECKINRIDGE	3	GREEN	1	MAGOFFIN	3	RUSSELL	1
BULLITT	3	GREENUP	6	MARION	3	SCOTT	2
BUTLER	2	HANCOCK	2	MARSHALL	4	SHELBY	3
CALDWELL	3	HARDIN	3	MARTIN	1	SIMPSON	3
CALLOWAY	2	HARLAN	3	MASON	1	SPENCER	3
CAMPBELL	3	HARRISON	3	MCCRACKEN	3	TAYLOR	3
CARLISLE	3	HART	2	MCCREARY	3	TODD	1
CARROLL	3	HENDERSON	3	MCLEAN	2	TRIGG	2
CARTER	2	HENRY	3	MEADE	3	TRIMBLE	3
CASEY	1	HICKMAN	2	MENIFEE	4	UNION	3
CHRISTIAN	1	HOPKINS	3	MERCER	3	WARREN	2
CLARK	3	JACKSON	3	METCALFE	2	WASHINGTON	2
CLAY	3	JEFFERSON	3	MONROE	2	WAYNE	2
CLINTON	2	JESSAMINE	2	MONTGOMERY	3	WEBSTER	3
CRITTENDEN	3	JOHNSON	3	MORGAN	2	WHITLEY	4
CUMBERLAND	2	KENTON	3	MUHLENBERG	2	WOLFE	3
DAVISS	1	KNOTT	4	NELSON	3	WOODFORD	2



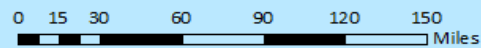
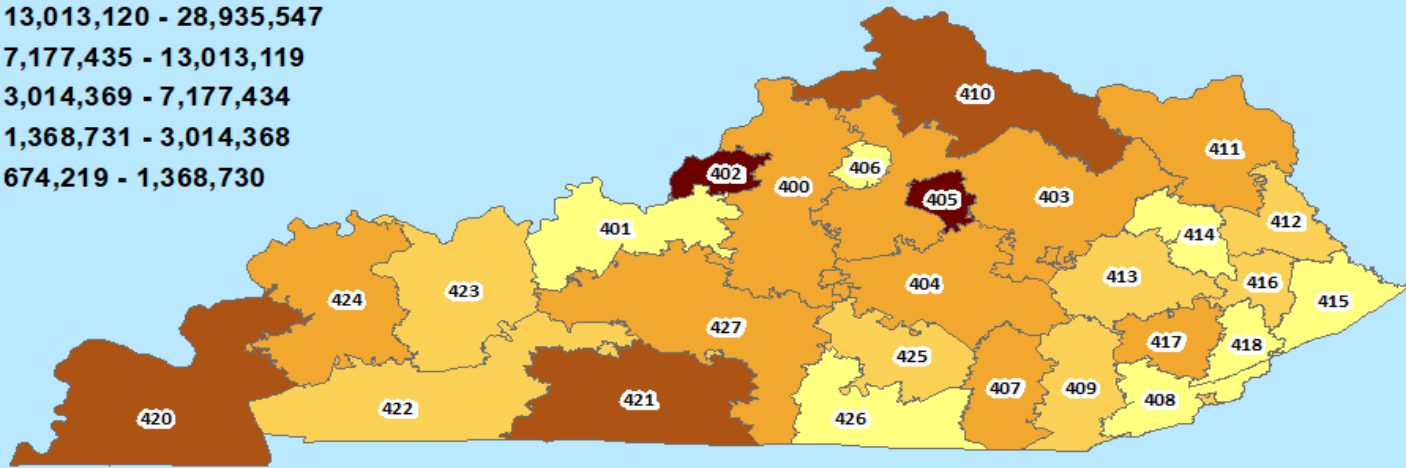
# Patients with Seven or More Days of Overlapping Opioid and Benzodiazepine Prescriptions Q3 2021

Rate of Patients With at Least a 7-Day Overlap of Opioids and Benzodiazepines per 1,000 for Quarter 3, 2021							
COUNTY	PER 1000	COUNTY	PER 1000	COUNTY	PER 1000	COUNTY	PER 1000
ADAIR	10	EDMONSON	7	KNOX	13	NICHOLAS	7
ALLEN	7	ELLIOTT	6	LARUE	12	OHIO	8
ANDERSON	6	ESTILL	13	LAUREL	8	OLDHAM	3
BALLARD	12	FAYETTE	3	LAWRENCE	13	OWEN	5
BARREN	8	FLEMING	8	LEE	22	OWSLEY	23
BATH	7	FLOYD	19	LESLIE	6	PENDLETON	7
BELL	22	FRANKLIN	6	LETCHER	6	PERRY	15
BOONE	5	FULTON	11	LEWIS	8	PIKE	6
BOURBON	6	GALLATIN	5	LINCOLN	10	POWELL	15
BOYD	4	GARRARD	7	LIVINGSTON	15	PULASKI	9
BOYLE	9	GRANT	5	LOGAN	5	ROBERTSON	13
BRACKEN	12	GRAVES	14	LYON	16	ROCKCASTLE	5
BREATHITT	14	GRAYSON	8	MADISON	6	ROWAN	5
BRECKINRIDGE	7	GREEN	8	MAGOFFIN	17	RUSSELL	4
BULLITT	6	GREENUP	10	MARION	8	SCOTT	5
BUTLER	6	HANCOCK	4	MARSHALL	16	SHELBY	7
CALDWELL	11	HARDIN	5	MARTIN	18	SIMPSON	4
CALLOWAY	13	HARLAN	12	MASON	7	SPENCER	6
CAMPBELL	6	HARRISON	9	MCCRACKEN	13	TAYLOR	11
CARLISLE	12	HART	7	MCCREARY	9	TODD	7
CARROLL	6	HENDERSON	9	MCLEAN	7	TRIGG	8
CARTER	7	HENRY	7	MEADE	4	TRIMBLE	5
CASEY	11	HICKMAN	10	MENIFEE	9	UNION	9
CHRISTIAN	4	HOPKINS	6	MERCER	7	WARREN	4
CLARK	6	JACKSON	8	METCALFE	11	WASHINGTON	6
CLAY	22	JEFFERSON	5	MONROE	7	WAYNE	14
CLINTON	12	JESSAMINE	5	MONTGOMERY	10	WEBSTER	7
CRITTENDEN	10	JOHNSON	17	MORGAN	8	WHITLEY	18
CUMBERLAND	8	KENTON	4	MUHLENBERG	9	WOLFE	18
DAVIESS	4	KNOTT	15	NELSON	6	WOODFORD	6

# Controlled Substance Prescribing Q3 2021

## All Controlled Substances Doses by Prescriber Address

Kentucky Three Digit Zip Code Areas  
Number of Doses for Qtr 3 (Jul 1 - Sep 30) 2021






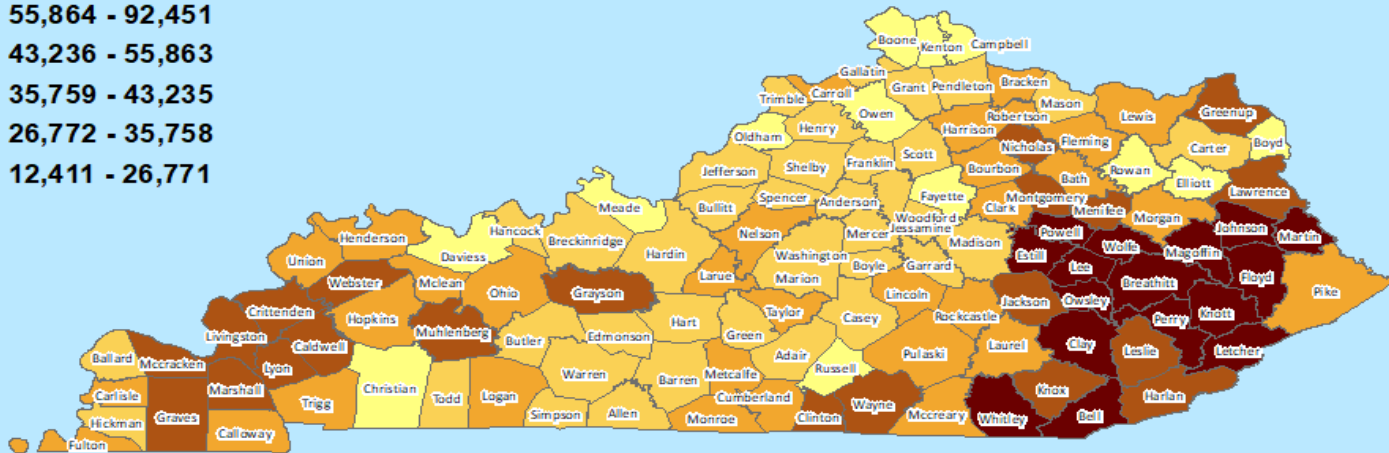

# Controlled Substance Prescribing Q3 2021

3 Digit Zip	Doses By Prescriber Zip-Actual Number of all Controlled Substances for Quarter 3, 2021
400	4,002,822
401	1,362,653
402	28,935,547
403	7,177,434
404	5,303,070
405	18,855,391
406	1,225,228
407	5,796,922
408	970,705
409	3,014,368
410	13,013,119
411	3,870,561
412	2,017,398
413	1,942,979
414	866,247
415	674,219
416	2,277,294
417	3,791,125
418	893,247
420	10,012,903
421	8,508,271
422	2,275,842
423	2,355,334
424	4,330,191
425	2,292,965
426	1,368,730
427	6,348,034
<b>Totals</b>	<b>143,482,599</b>

# Controlled Substance Usage Q3 2021

## All Controlled Substances Usage Dosage Rate per 1000 by Patient Address

Doses per 1000 by Patient Address  
Quarter 3 (Jul 1 - Sep 30) 2021



# Controlled Substance Usage Q3 2021

Actual Number of All Controlled Substances Doses for Quarter 3, 2021							
COUNTY	# DOSES	COUNTY	# DOSES	COUNTY	# DOSES	COUNTY	# DOSES
ADAIR	658,111	EDMONSON	358,924	KNOX	1,508,101	NICHOLAS	313,371
ALLEN	737,423	ELLIOTT	164,607	LARUE	578,380	OHIO	977,988
ANDERSON	775,627	ESTILL	857,704	LAUREL	2,373,567	OLDHAM	1,438,760
BALLARD	284,195	FAYETTE	7,192,804	LAWRENCE	737,884	OWEN	277,393
BARREN	1,463,392	FLEMING	522,535	LEE	491,596	OWSLEY	415,197
BATH	522,511	FLOYD	2,657,872	LESLIE	527,161	PENDLETON	427,136
BELL	1,588,167	FRANKLIN	1,560,247	LETCHER	1,369,636	PERRY	2,084,759
BOONE	3,362,444	FULTON	248,915	LEWIS	526,718	PIKE	2,242,941
BOURBON	739,834	GALLATIN	252,699	LINCOLN	933,102	POWELL	775,109
BOYD	1,074,842	GARRARD	537,027	LIVINGSTON	490,860	PULASKI	2,478,180
BOYLE	1,023,994	GRANT	715,318	LOGAN	960,123	ROBERTSON	89,808
BRACKEN	350,636	GRAVES	1,648,643	LYON	372,620	ROCKCASTLE	644,105
BREATHITT	782,795	GRAYSON	1,264,330	MADISON	3,016,867	ROWAN	654,581
BRECKINRIDGE	670,676	GREEN	395,481	MAGOFFIN	838,478	RUSSELL	219,940
BULLITT	2,403,390	GREENUP	1,733,545	MARION	666,017	SCOTT	1,521,561
BUTLER	444,133	HANCOCK	249,283	MARSHALL	1,457,036	SHELBY	1,397,951
CALDWELL	574,636	HARDIN	3,402,429	MARTIN	698,858	SIMPSON	560,796
CALLOWAY	1,408,378	HARLAN	1,517,691	MASON	495,088	SPENCER	642,585
CAMPBELL	2,450,002	HARRISON	748,712	MCCRACKEN	2,921,935	TAYLOR	1,039,602
CARLISLE	208,640	HART	623,201	MCCREARY	730,229	TODD	406,329
CARROLL	451,519	HENDERSON	1,948,609	MCLEAN	405,932	TRIGG	528,224
CARTER	838,859	HENRY	561,517	MEADE	660,117	TRIMBLE	247,073
CASEY	547,890	HICKMAN	143,314	MENIFEE	299,180	UNION	610,493
CHRISTIAN	1,670,461	HOPKINS	1,879,995	MERCER	755,929	WARREN	3,482,373
CLARK	1,398,848	JACKSON	615,668	METCALFE	433,127	WASHINGTON	391,525
CLAY	1,659,938	JEFFERSON	21,330,746	MONROE	401,270	WAYNE	909,919
CLINTON	452,957	JESSAMINE	1,703,207	MONTGOMERY	1,234,774	WEBSTER	650,704
CRITTENDEN	404,860	JOHNSON	1,323,420	MORGAN	563,886	WHITLEY	2,596,023
CUMBERLAND	275,285	KENTON	3,686,550	MUHLENBERG	1,609,977	WOLFE	424,302
DAVISS	2,105,496	KNOTT	1,017,983	NELSON	1,673,910	WOODFORD	776,933
						<b>TOTAL</b>	<b>151,150,934</b>

# Per 1000 Controlled Substance Usage Q3 2021

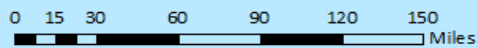
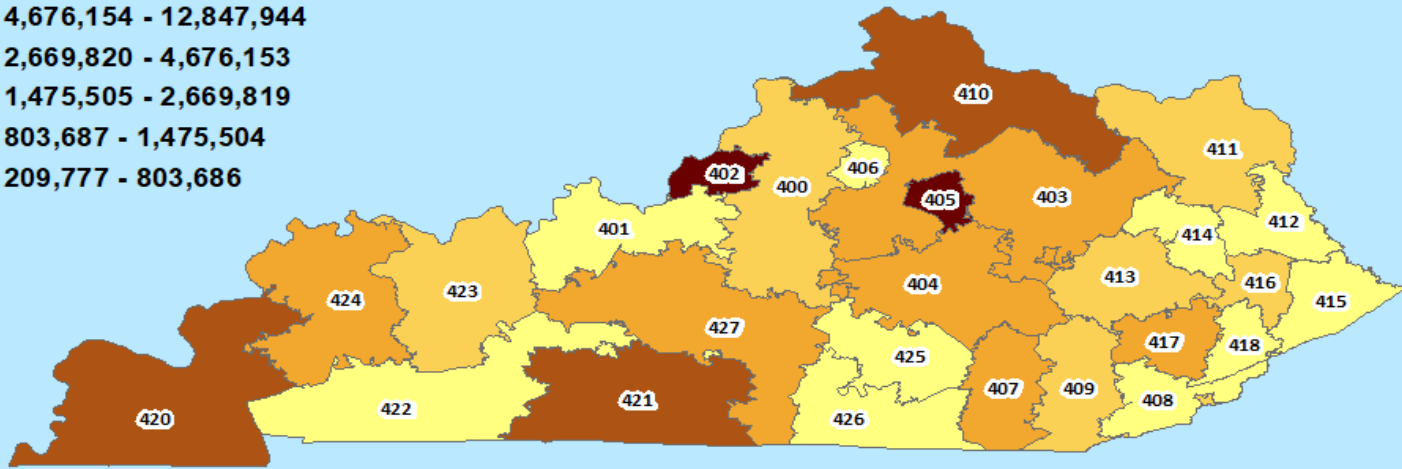
Actual Number of All Controlled Substances Doses per 1,000 Residents for Quarter 3, 2021							
COUNTY	PER 1000	COUNTY	PER 1000	COUNTY	PER 1000	COUNTY	PER 1000
ADAIR	34,134	EDMONSON	29,629	KNOX	47,594	NICHOLAS	44,236
ALLEN	35,743	ELLIOTT	21,693	LARUE	41,031	OHIO	40,118
ANDERSON	35,004	ESTILL	59,950	LAUREL	39,395	OLDHAM	21,946
BALLARD	35,286	FAYETTE	22,587	LAWRENCE	46,516	OWEN	26,066
BARREN	33,264	FLEMING	36,020	LEE	74,711	OWSLEY	92,451
BATH	42,388	FLOYD	71,621	LESLIE	50,025	PENDLETON	29,336
BELL	58,567	FRANKLIN	30,859	LETCHER	60,143	PERRY	76,245
BOONE	26,160	FULTON	40,284	LEWIS	39,184	PIKE	37,040
BOURBON	36,936	GALLATIN	29,353	LINCOLN	38,286	POWELL	62,976
BOYD	22,331	GARRARD	31,056	LIVINGSTON	52,957	PULASKI	38,748
BOYLE	34,113	GRANT	28,701	LOGAN	36,104	ROBERTSON	41,674
BRACKEN	41,742	GRAVES	44,340	LYON	46,179	ROCKCASTLE	38,226
BREATHITT	58,928	GRAYSON	48,286	MADISON	33,690	ROWAN	26,771
BRECKINRIDGE	33,599	GREEN	35,758	MAGOFFIN	66,105	RUSSELL	12,411
BULLITT	30,365	GREENUP	48,298	MARION	34,679	SCOTT	28,192
BUTLER	34,576	HANCOCK	28,295	MARSHALL	46,454	SHELBY	30,123
CALDWELL	45,722	HARDIN	31,705	MARTIN	58,228	SIMPSON	31,012
CALLOWAY	36,641	HARLAN	55,863	MASON	28,801	SPENCER	35,164
CAMPBELL	26,570	HARRISON	40,154	MCCRACKEN	44,841	TAYLOR	40,934
CARLISLE	42,974	HART	33,457	MCCREARY	41,701	TODD	33,048
CARROLL	42,281	HENDERSON	42,129	MCLEAN	42,842	TRIGG	37,032
CARTER	31,016	HENRY	35,499	MEADE	23,470	TRIMBLE	28,663
CASEY	34,644	HICKMAN	30,973	MENIFEE	46,689	UNION	41,028
CHRISTIAN	23,088	HOPKINS	40,955	MERCER	35,197	WARREN	27,741
CLARK	39,053	JACKSON	46,055	METCALFE	43,235	WASHINGTON	32,121
CLAY	79,935	JEFFERSON	27,871	MONROE	37,899	WAYNE	44,488
CLINTON	44,508	JESSAMINE	32,531	MONTGOMERY	44,463	WEBSTER	48,866
CRITTENDEN	44,064	JOHNSON	57,595	MORGAN	42,404	WHITLEY	71,920
CUMBERLAND	40,856	KENTON	22,350	MUHLENBERG	51,888	WOLFE	59,268
DAVISS	21,124	KNOTT	65,490	NELSON	36,742	WOODFORD	29,740

# Opioid Prescribing Q3 2021

## All Opioid Controlled Substances Doses by Prescriber Address

Kentucky Three Digit Zip Code Areas

Number of Opioid Doses for Qtr 3 (Jul 1 - Sep 30) 2021




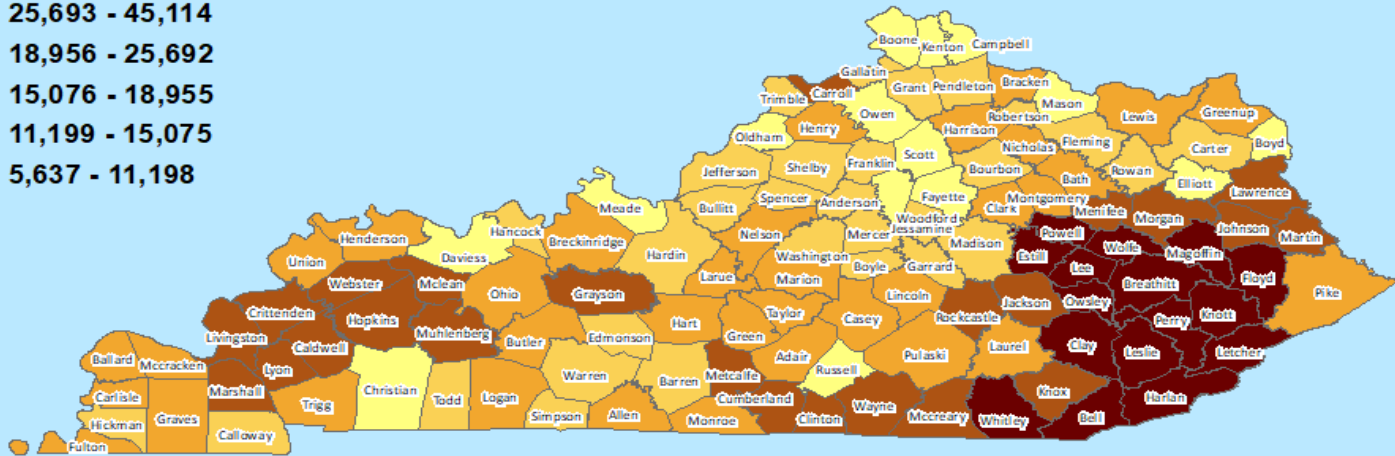

# Opioid Prescribing Q3 2021

3 Digit Zip	Doses By Prescriber Zip-Actual Number of All Opioids for Quarter 3, 2021
400	1,357,162
401	443,457
402	12,847,944
403	2,477,741
404	2,245,163
405	8,203,289
406	626,978
407	2,669,819
408	454,073
409	1,475,504
410	4,676,153
411	1,372,102
412	803,686
413	1,024,445
414	414,286
415	209,777
416	992,454
417	1,955,306
418	380,107
420	4,372,197
421	4,008,307
422	721,920
423	944,699
424	1,893,108
425	777,084
426	641,085
427	2,609,831
<b>Totals</b>	<b>60,597,677</b>

# Opioid Usage Q3 2021

## All Opioid Controlled Substances Usage Dosage Rate per 1000 by Patient Address

Doses per 1000 by Patient Address  
Quarter 3 (Jul 1 - Sep 30) 2021



# Opioid Usage Q3 2021

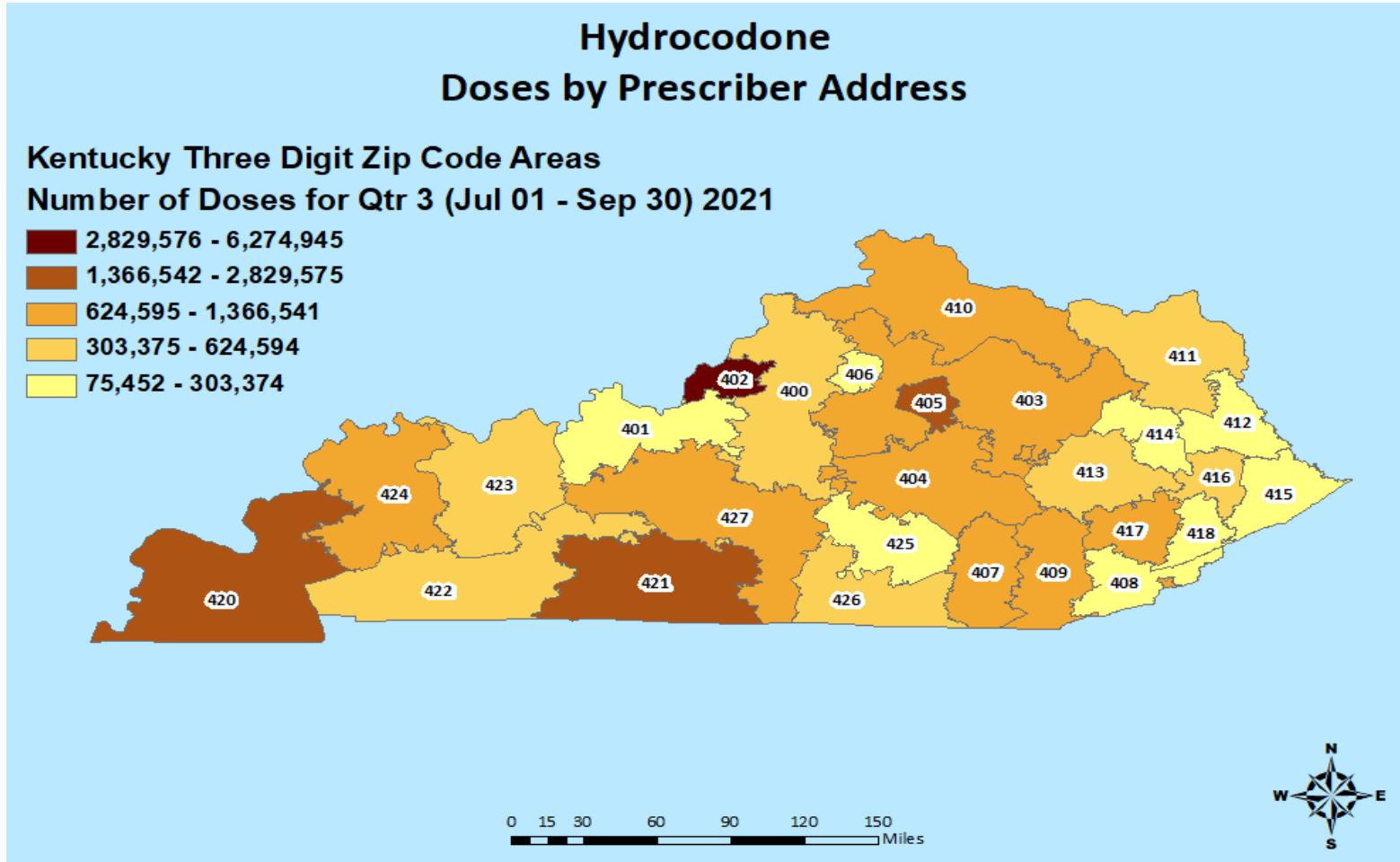
Actual Number of All Opioid Doses for Quarter 3, 2021							
COUNTY	# DOSES	COUNTY	# DOSES	COUNTY	# DOSES	COUNTY	# DOSES
ADAIR	311,393	EDMONSON	170,137	KNOX	671,636	NICHOLAS	126,171
ALLEN	355,082	ELLIOTT	69,776	LARUE	242,667	OHIO	462,074
ANDERSON	334,031	ESTILL	410,032	LAUREL	1,054,690	OLDHAM	494,065
BALLARD	132,873	FAYETTE	2,389,005	LAWRENCE	323,290	OWEN	118,923
BARREN	657,719	FLEMING	201,372	LEE	229,271	OWSLEY	202,607
BATH	225,104	FLOYD	1,287,252	LESLIE	296,439	PENDLETON	177,723
BELL	792,046	FRANKLIN	656,103	LETCHER	634,610	PERRY	1,010,091
BOONE	1,206,595	FULTON	113,035	LEWIS	217,159	PIKE	1,013,782
BOURBON	295,343	GALLATIN	118,341	LINCOLN	410,380	POWELL	368,603
BOYD	395,040	GARRARD	229,259	LIVINGSTON	229,758	PULASKI	1,029,252
BOYLE	421,869	GRANT	312,428	LOGAN	421,936	ROBERTSON	31,043
BRACKEN	141,593	GRAVES	678,042	LYON	167,774	ROCKCASTLE	341,511
BREATHITT	372,503	GRAYSON	546,349	MADISON	1,264,030	ROWAN	280,309
BRECKINRIDGE	304,720	GREEN	180,907	MAGOFFIN	387,448	RUSSELL	99,904
BULLITT	1,070,203	GREENUP	613,665	MARION	300,886	SCOTT	585,677
BUTLER	209,886	HANCOCK	110,170	MARSHALL	602,609	SHELBY	577,644
CALDWELL	245,980	HARDIN	1,424,990	MARTIN	264,792	SIMPSON	254,188
CALLOWAY	537,342	HARLAN	759,129	MASON	159,299	SPENCER	273,941
CAMPBELL	920,156	HARRISON	286,165	MCCRACKEN	1,201,683	TAYLOR	467,142
CARLISLE	91,150	HART	285,303	MCCREARY	356,654	TODD	172,935
CARROLL	214,534	HENDERSON	822,935	MCLEAN	191,606	TRIGG	224,920
CARTER	339,054	HENRY	247,739	MEADE	305,324	TRIMBLE	122,489
CASEY	243,178	HICKMAN	60,450	MENIFEE	142,709	UNION	279,412
CHRISTIAN	698,374	HOPKINS	920,189	MERCER	302,660	WARREN	1,482,647
CLARK	573,656	JACKSON	278,945	METCALFE	198,779	WASHINGTON	174,300
CLAY	797,118	JEFFERSON	8,923,202	MONROE	184,272	WAYNE	466,370
CLINTON	228,699	JESSAMINE	664,125	MONTGOMERY	521,989	WEBSTER	309,202
CRITTENDEN	200,925	JOHNSON	590,354	MORGAN	256,862	WHITLEY	1,145,085
CUMBERLAND	136,423	KENTON	1,375,061	MUHLENBERG	775,823	WOLFE	199,333
DAVIESS	892,407	KNOTT	499,383	NELSON	712,300	WOODFORD	292,531
						<b>TOTAL</b>	<b>64,382,048</b>



# Per 1000 Opioid Usage Q3 2021

Actual Number of All Opioid Doses per 1,000 Residents for Quarter 3, 2021							
COUNTY	PER 1000	COUNTY	PER 1000	COUNTY	PER 1000	COUNTY	PER 1000
ADAIR	16,151	EDMONSON	14,045	KNOX	21,196	NICHOLAS	17,811
ALLEN	17,211	ELLIOTT	9,196	LARUE	17,215	OHIO	18,955
ANDERSON	15,075	ESTILL	28,660	LAUREL	17,505	OLDHAM	7,536
BALLARD	16,498	FAYETTE	7,502	LAWRENCE	20,380	OWEN	11,175
BARREN	14,951	FLEMING	13,881	LEE	34,844	OWSLEY	45,114
BATH	18,261	FLOYD	34,687	LESLIE	28,130	PENDLETON	12,206
BELL	29,208	FRANKLIN	12,977	LETCHER	27,867	PERRY	36,941
BOONE	9,387	FULTON	18,293	LEWIS	16,155	PIKE	16,742
BOURBON	14,745	GALLATIN	13,746	LINCOLN	16,838	POWELL	29,948
BOYD	8,207	GARRARD	13,258	LIVINGSTON	24,788	PULASKI	16,093
BOYLE	14,054	GRANT	12,536	LOGAN	15,866	ROBERTSON	14,405
BRACKEN	16,856	GRAVES	18,236	LYON	20,792	ROCKCASTLE	20,268
BREATHITT	28,041	GRAYSON	20,866	MADISON	14,116	ROWAN	11,464
BRECKINRIDGE	15,266	GREEN	16,357	MAGOFFIN	30,546	RUSSELL	5,637
BULLITT	13,521	GREENUP	17,097	MARION	15,667	SCOTT	10,851
BUTLER	16,340	HANCOCK	12,505	MARSHALL	19,213	SHELBY	12,447
CALDWELL	19,572	HARDIN	13,278	MARTIN	22,062	SIMPSON	14,057
CALLOWAY	13,980	HARLAN	27,942	MASON	9,267	SPENCER	14,991
CAMPBELL	9,979	HARRISON	15,347	MCCRACKEN	18,441	TAYLOR	18,394
CARLISLE	18,774	HART	15,317	MCCREARY	20,367	TODD	14,065
CARROLL	20,089	HENDERSON	17,792	MCLEAN	20,222	TRIGG	15,768
CARTER	12,536	HENRY	15,662	MEADE	10,856	TRIMBLE	14,210
CASEY	15,376	HICKMAN	13,065	MENIFEE	22,270	UNION	18,778
CHRISTIAN	9,653	HOPKINS	20,046	MERCER	14,092	WARREN	11,811
CLARK	16,015	JACKSON	20,867	METCALFE	19,842	WASHINGTON	14,300
CLAY	38,386	JEFFERSON	11,659	MONROE	17,404	WAYNE	22,802
CLINTON	22,472	JESSAMINE	12,685	MONTGOMERY	18,796	WEBSTER	23,220
CRITTENDEN	21,868	JOHNSON	25,692	MORGAN	19,316	WHITLEY	31,723
CUMBERLAND	20,247	KENTON	8,336	MUHLENBERG	25,004	WOLFE	27,844
DAVISS	8,953	KNOTT	32,127	NELSON	15,635	WOODFORD	11,198

# Hydrocodone Prescribing Q3 2021




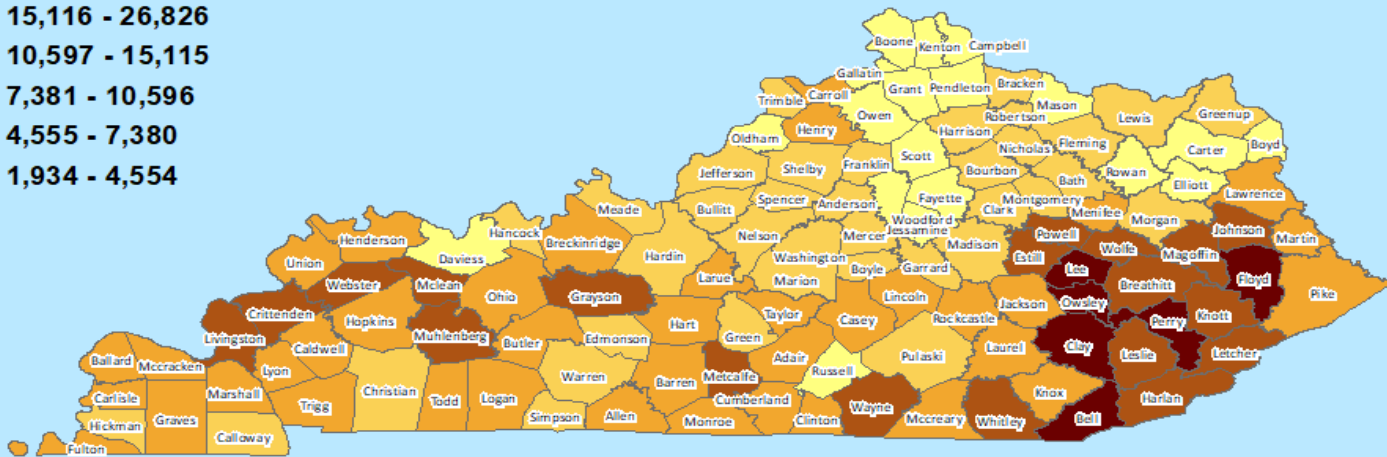

# Hydrocodone Prescribing Q3 2021

3 Digit Zip	Doses By Prescriber Zip-Actual Number of all Hydrocodone Doses for Quarter 3, 2021
400	624,594
401	212,651
402	6,274,945
403	922,688
404	960,979
405	2,829,575
406	287,566
407	1,359,521
408	213,812
409	836,011
410	1,366,541
411	472,115
412	301,402
413	487,986
414	175,834
415	75,452
416	470,408
417	1,214,113
418	95,440
420	2,176,201
421	2,233,325
422	433,618
423	459,935
424	996,381
425	303,374
426	369,606
427	1,225,374
<b>Totals</b>	<b>27,379,447</b>

# Hydrocodone Usage Q3 2021

## Hydrocodone Doses per 1000 by Patient Address

Doses per 1000 by Patient Address  
Quarter 3 (Jul 01 - Sep 30) 2021



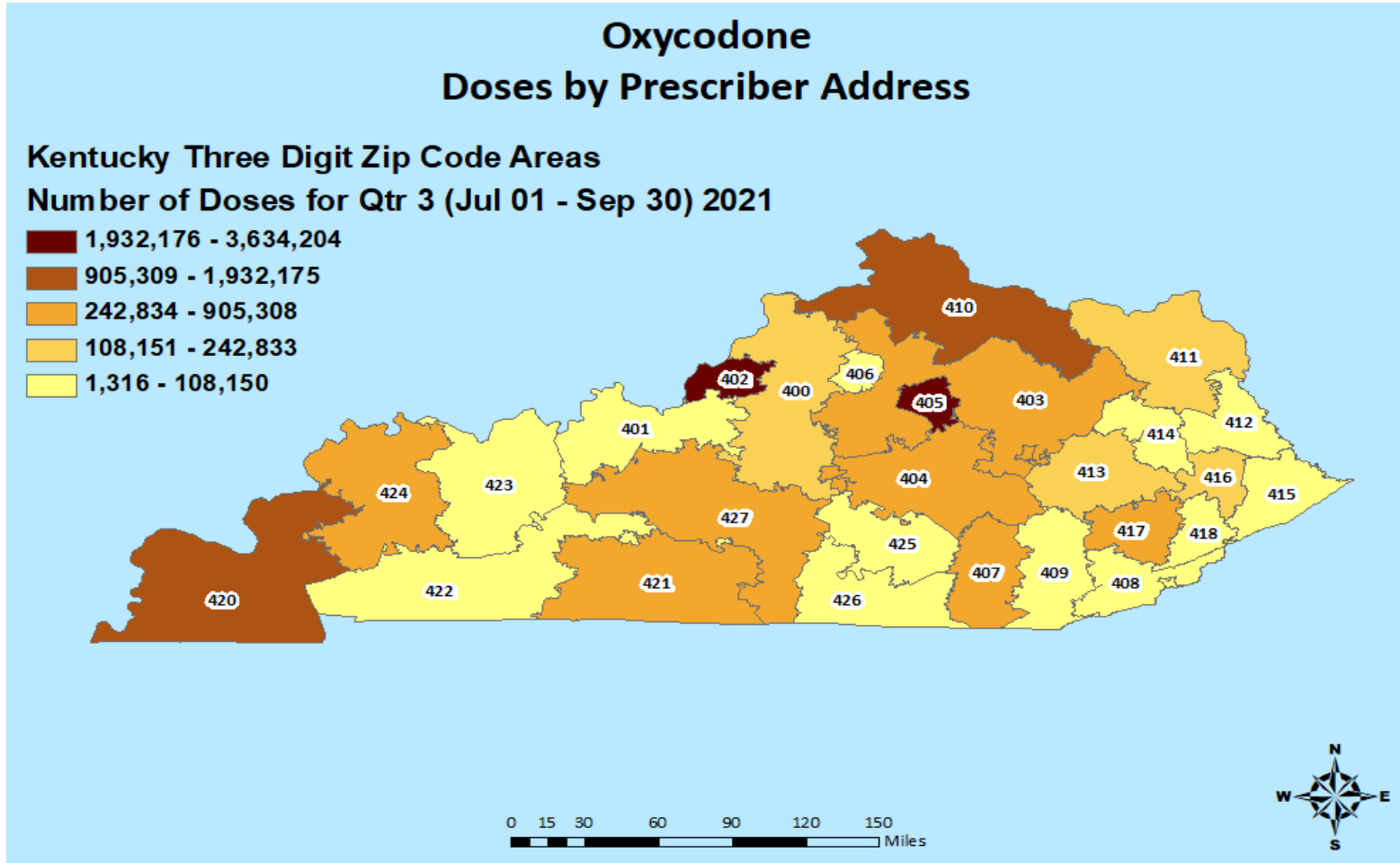
# Hydrocodone Usage Q3 2021

Actual Number of Hydrocodone Doses for Quarter 3, 2021							
COUNTY	# DOSES	COUNTY	# DOSES	COUNTY	# DOSES	COUNTY	# DOSES
ADAIR	166,109	EDMONSON	87,282	KNOX	335,760	NICHOLAS	40,976
ALLEN	205,618	ELLIOTT	24,167	LARUE	121,045	OHIO	246,438
ANDERSON	157,009	ESTILL	169,660	LAUREL	469,322	OLDHAM	227,410
BALLARD	68,792	FAYETTE	794,400	LAWRENCE	130,241	OWEN	35,839
BARREN	340,782	FLEMING	71,585	LEE	136,145	OWSLEY	120,477
BATH	73,312	FLOYD	623,913	LESLIE	150,882	PENDLETON	48,464
BELL	466,412	FRANKLIN	267,338	LETCHER	297,234	PERRY	488,212
BOONE	321,489	FULTON	63,330	LEWIS	85,034	PIKE	511,174
BOURBON	95,462	GALLATIN	35,599	LINCOLN	185,777	POWELL	158,094
BOYD	116,915	GARRARD	94,107	LIVINGSTON	111,146	PULASKI	418,528
BOYLE	199,802	GRANT	76,715	LOGAN	234,970	ROBERTSON	10,636
BRACKEN	41,471	GRAVES	327,161	LYON	77,814	ROCKCASTLE	158,517
BREATHITT	177,379	GRAYSON	297,006	MADISON	461,328	ROWAN	87,189
BRECKINRIDGE	160,540	GREEN	81,585	MAGOFFIN	178,969	RUSSELL	51,568
BULLITT	519,150	GREENUP	199,762	MARION	134,658	SCOTT	200,353
BUTLER	121,959	HANCOCK	52,151	MARSHALL	286,096	SHELBY	262,302
CALDWELL	106,251	HARDIN	654,956	MARTIN	99,172	SIMPSON	118,534
CALLOWAY	283,663	HARLAN	327,416	MASON	51,898	SPENCER	131,156
CAMPBELL	239,237	HARRISON	99,622	MCCRACKEN	588,156	TAYLOR	214,421
CARLISLE	45,552	HART	143,995	MCCREARY	156,140	TODD	103,740
CARROLL	88,198	HENDERSON	413,647	MCLEAN	109,672	TRIGG	107,522
CARTER	98,982	HENRY	119,716	MEADE	145,067	TRIMBLE	56,086
CASEY	119,204	HICKMAN	32,846	MENIFEE	56,293	UNION	150,580
CHRISTIAN	354,597	HOPKINS	455,565	MERCER	130,296	WARREN	766,257
CLARK	194,448	JACKSON	121,119	METCALFE	116,396	WASHINGTON	66,147
CLAY	459,453	JEFFERSON	4,540,097	MONROE	99,703	WAYNE	231,982
CLINTON	94,683	JESSAMINE	209,720	MONTGOMERY	178,477	WEBSTER	149,914
CRITTENDEN	103,165	JOHNSON	289,237	MORGAN	95,701	WHITLEY	505,678
CUMBERLAND	70,283	KENTON	318,923	MUHLENBERG	415,005	WOLFE	105,871
DAVIESS	453,877	KNOTT	234,949	NELSON	326,358	WOODFORD	104,700
						<b>TOTAL</b>	<b>29,014,883</b>

# Per 1000 Hydrocodone Usage Q3 2021

Actual Number of Hydrocodone Doses per 1,000 Residents for Quarter 3, 2021							
COUNTY	PER 1000	COUNTY	PER 1000	COUNTY	PER 1000	COUNTY	PER 1000
ADAIR	8,616	EDMONSON	7,205	KNOX	10,596	NICHOLAS	5,784
ALLEN	9,966	ELLIOTT	3,185	LARUE	8,587	OHIO	10,109
ANDERSON	7,086	ESTILL	11,859	LAUREL	7,790	OLDHAM	3,469
BALLARD	8,541	FAYETTE	2,495	LAWRENCE	8,210	OWEN	3,368
BARREN	7,746	FLEMING	4,935	LEE	20,691	OWSLEY	26,826
BATH	5,947	FLOYD	16,813	LESLIE	14,318	PENDLETON	3,329
BELL	17,200	FRANKLIN	5,288	LETCHER	13,052	PERRY	17,855
BOONE	2,501	FULTON	10,249	LEWIS	6,326	PIKE	8,441
BOURBON	4,766	GALLATIN	4,135	LINCOLN	7,623	POWELL	12,845
BOYD	2,429	GARRARD	5,442	LIVINGSTON	11,991	PULASKI	6,544
BOYLE	6,656	GRANT	3,078	LOGAN	8,836	ROBERTSON	4,935
BRACKEN	4,937	GRAVES	8,799	LYON	9,644	ROCKCASTLE	9,408
BREATHITT	13,353	GRAYSON	11,343	MADISON	5,152	ROWAN	3,566
BRECKINRIDGE	8,043	GREEN	7,377	MAGOFFIN	14,110	RUSSELL	2,910
BULLITT	6,559	GREENUP	5,565	MARION	7,012	SCOTT	3,712
BUTLER	9,495	HANCOCK	5,920	MARSHALL	9,122	SHELBY	5,652
CALDWELL	8,454	HARDIN	6,103	MARTIN	8,263	SIMPSON	6,555
CALLOWAY	7,380	HARLAN	12,052	MASON	3,019	SPENCER	7,177
CAMPBELL	2,594	HARRISON	5,343	MCCRACKEN	9,026	TAYLOR	8,443
CARLISLE	9,382	HART	7,730	MCCREARY	8,917	TODD	8,438
CARROLL	8,259	HENDERSON	8,943	MCLEAN	11,575	TRIGG	7,538
CARTER	3,660	HENRY	7,568	MEADE	5,158	TRIMBLE	6,506
CASEY	7,537	HICKMAN	7,099	MENIFEE	8,785	UNION	10,120
CHRISTIAN	4,901	HOPKINS	9,924	MERCER	6,067	WARREN	6,104
CLARK	5,429	JACKSON	9,060	METCALFE	11,619	WASHINGTON	5,427
CLAY	22,125	JEFFERSON	5,932	MONROE	9,417	WAYNE	11,342
CLINTON	9,304	JESSAMINE	4,006	MONTGOMERY	6,427	WEBSTER	11,258
CRITTENDEN	11,228	JOHNSON	12,588	MORGAN	7,197	WHITLEY	14,009
CUMBERLAND	10,431	KENTON	1,934	MUHLENBERG	13,375	WOLFE	14,789
DAVISS	4,554	KNOTT	15,115	NELSON	7,163	WOODFORD	4,008

# Oxycodone Prescribing Q3 2021



# Oxycodone Prescribing Q3 2021

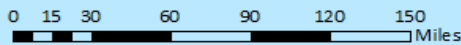
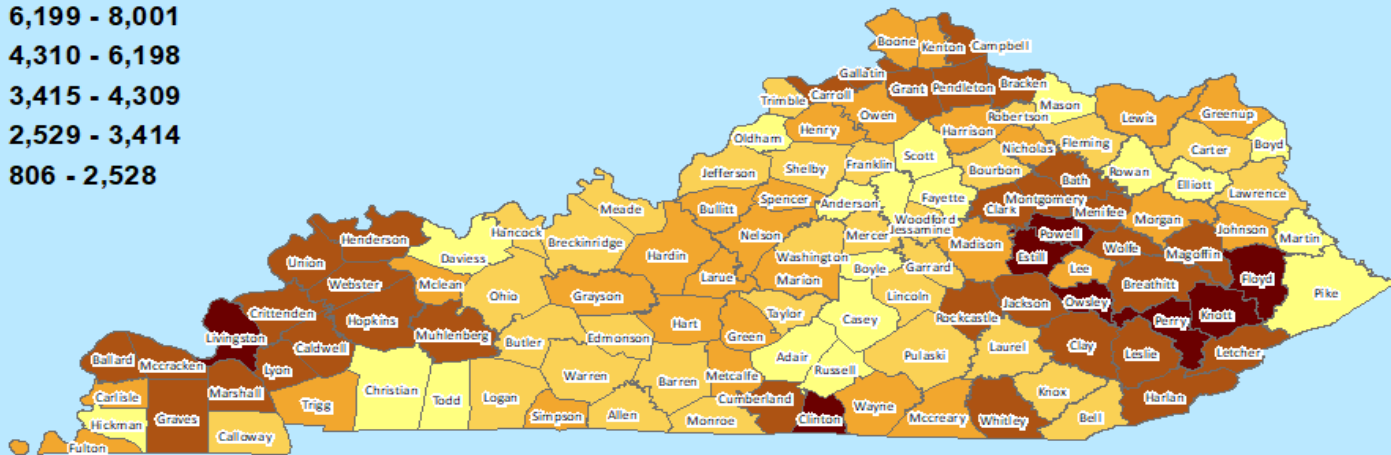

3 Digit Zip	Doses By Prescriber Zip-Actual Number of Oxycodone Doses for Quarter 3, 2021
400	242,833
401	63,516
402	3,634,204
403	379,509
404	371,442
405	2,576,728
406	95,259
407	479,953
408	57,235
409	66,626
410	1,932,175
411	231,453
412	60,602
413	145,590
414	16,209
415	1,316
416	134,823
417	405,122
418	60,368
420	1,145,549
421	905,308
422	57,815
423	98,804
424	396,679
425	79,982
426	108,150
427	467,325
<b>Totals</b>	<b>14,214,575</b>



# Oxycodone Usage Q3 2021

## Oxycodone Doses per 1000 by Patient Address

Doses per 1000 by Patient Address  
Quarter 3 (Jul 01 - Sep 30) 2021



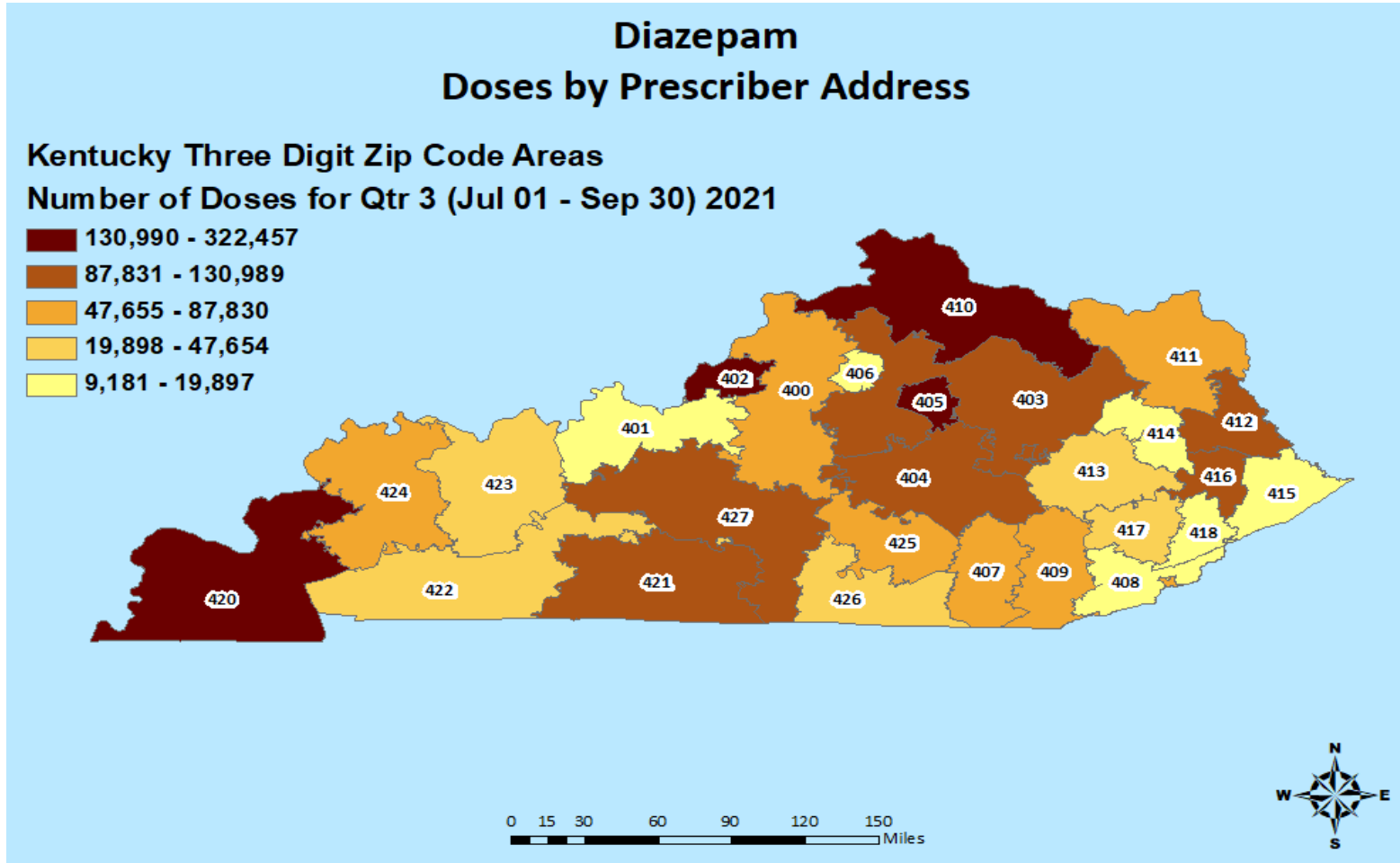
# Oxycodone Usage Q3 2021

Actual Number of Oxycodone Doses for Quarter 3, 2021							
COUNTY	# DOSES	COUNTY	# DOSES	COUNTY	# DOSES	COUNTY	# DOSES
ADAIR	48,434	EDMONSON	39,008	KNOX	102,981	NICHOLAS	26,415
ALLEN	67,173	ELLIOTT	16,554	LARUE	60,735	OHIO	82,192
ANDERSON	56,016	ESTILL	107,236	LAUREL	185,644	OLDHAM	114,732
BALLARD	37,182	FAYETTE	573,774	LAWRENCE	51,563	OWEN	39,176
BARREN	129,176	FLEMING	49,529	LEE	25,841	OWSLEY	32,002
BATH	55,428	FLOYD	281,793	LESLIE	58,816	PENDLETON	71,285
BELL	71,006	FRANKLIN	136,786	LETCHER	128,393	PERRY	218,780
BOONE	497,873	FULTON	25,305	LEWIS	47,981	PIKE	141,373
BOURBON	66,137	GALLATIN	48,110	LINCOLN	78,568	POWELL	95,454
BOYD	73,301	GARRARD	53,632	LIVINGSTON	62,168	PULASKI	191,107
BOYLE	65,883	GRANT	146,022	LOGAN	87,789	ROBERTSON	6,995
BRACKEN	44,698	GRAVES	172,042	LYON	39,207	ROCKCASTLE	75,120
BREATHITT	68,344	GRAYSON	107,064	MADISON	313,370	ROWAN	52,977
BRECKINRIDGE	66,412	GREEN	38,234	MAGOFFIN	57,189	RUSSELL	14,281
BULLITT	289,637	GREENUP	126,534	MARION	74,152	SCOTT	126,314
BUTLER	39,303	HANCOCK	26,570	MARSHALL	168,324	SHELBY	147,257
CALDWELL	63,731	HARDIN	384,964	MARTIN	26,728	SIMPSON	62,176
CALLOWAY	111,623	HARLAN	133,097	MASON	36,128	SPENCER	63,076
CAMPBELL	412,653	HARRISON	69,929	MCCRACKEN	332,625	TAYLOR	85,096
CARLISLE	20,168	HART	65,924	MCCREARY	74,513	TODD	30,514
CARROLL	61,792	HENDERSON	207,678	MCLEAN	35,059	TRIGG	49,107
CARTER	71,649	HENRY	62,165	MEADE	79,235	TRIMBLE	29,022
CASEY	36,173	HICKMAN	11,611	MENIFEE	33,478	UNION	75,128
CHRISTIAN	148,343	HOPKINS	218,634	MERCER	59,619	WARREN	340,781
CLARK	163,521	JACKSON	66,943	METCALFE	35,836	WASHINGTON	36,646
CLAY	112,192	JEFFERSON	2,322,100	MONROE	34,213	WAYNE	84,388
CLINTON	74,871	JESSAMINE	165,588	MONTGOMERY	128,367	WEBSTER	82,536
CRITTENDEN	46,786	JOHNSON	78,928	MORGAN	46,202	WHITLEY	202,550
CUMBERLAND	31,934	KENTON	585,925	MUHLENBERG	160,958	WOLFE	39,512
DAVIESS	192,769	KNOTT	119,417	NELSON	190,705	WOODFORD	65,649
						<b>TOTAL</b>	<b>15,163,332</b>

# Per 1000 Oxycodone Usage Q3 2021

Actual Number of Oxycodone Doses per 1,000 Residents for Quarter 3, 2021							
COUNTY	PER 1000	COUNTY	PER 1000	COUNTY	PER 1000	COUNTY	PER 1000
ADAIR	2,512	EDMONSON	3,220	KNOX	3,250	NICHOLAS	3,729
ALLEN	3,256	ELLIOTT	2,182	LARUE	4,309	OHIO	3,372
ANDERSON	2,528	ESTILL	7,495	LAUREL	3,081	OLDHAM	1,750
BALLARD	4,617	FAYETTE	1,802	LAWRENCE	3,251	OWEN	3,681
BARREN	2,936	FLEMING	3,414	LEE	3,927	OWSLEY	7,126
BATH	4,496	FLOYD	7,593	LESLIE	5,581	PENDLETON	4,896
BELL	2,619	FRANKLIN	2,705	LETCHER	5,638	PERRY	8,001
BOONE	3,873	FULTON	4,095	LEWIS	3,569	PIKE	2,335
BOURBON	3,302	GALLATIN	5,588	LINCOLN	3,224	POWELL	7,755
BOYD	1,523	GARRARD	3,102	LIVINGSTON	6,707	PULASKI	2,988
BOYLE	2,195	GRANT	5,859	LOGAN	3,301	ROBERTSON	3,246
BRACKEN	5,321	GRAVES	4,627	LYON	4,859	ROCKCASTLE	4,458
BREATHITT	5,145	GRAYSON	4,089	MADISON	3,500	ROWAN	2,167
BRECKINRIDGE	3,327	GREEN	3,457	MAGOFFIN	4,509	RUSSELL	806
BULLITT	3,659	GREENUP	3,525	MARION	3,861	SCOTT	2,340
BUTLER	3,060	HANCOCK	3,016	MARSHALL	5,367	SHELBY	3,173
CALDWELL	5,071	HARDIN	3,587	MARTIN	2,227	SIMPSON	3,438
CALLOWAY	2,904	HARLAN	4,899	MASON	2,102	SPENCER	3,452
CAMPBELL	4,475	HARRISON	3,750	MCCRACKEN	5,105	TAYLOR	3,351
CARLISLE	4,154	HART	3,539	MCCREARY	4,255	TODD	2,482
CARROLL	5,786	HENDERSON	4,490	MCLEAN	3,700	TRIGG	3,443
CARTER	2,649	HENRY	3,930	MEADE	2,817	TRIMBLE	3,367
CASEY	2,287	HICKMAN	2,509	MENIFEE	5,224	UNION	5,049
CHRISTIAN	2,050	HOPKINS	4,763	MERCER	2,776	WARREN	2,715
CLARK	4,565	JACKSON	5,008	METCALFE	3,577	WASHINGTON	3,006
CLAY	5,403	JEFFERSON	3,034	MONROE	3,231	WAYNE	4,126
CLINTON	7,357	JESSAMINE	3,163	MONTGOMERY	4,622	WEBSTER	6,198
CRITTENDEN	5,092	JOHNSON	3,435	MORGAN	3,474	WHITLEY	5,611
CUMBERLAND	4,739	KENTON	3,552	MUHLENBERG	5,188	WOLFE	5,519
DAVIESS	1,934	KNOTT	7,683	NELSON	4,186	WOODFORD	2,513

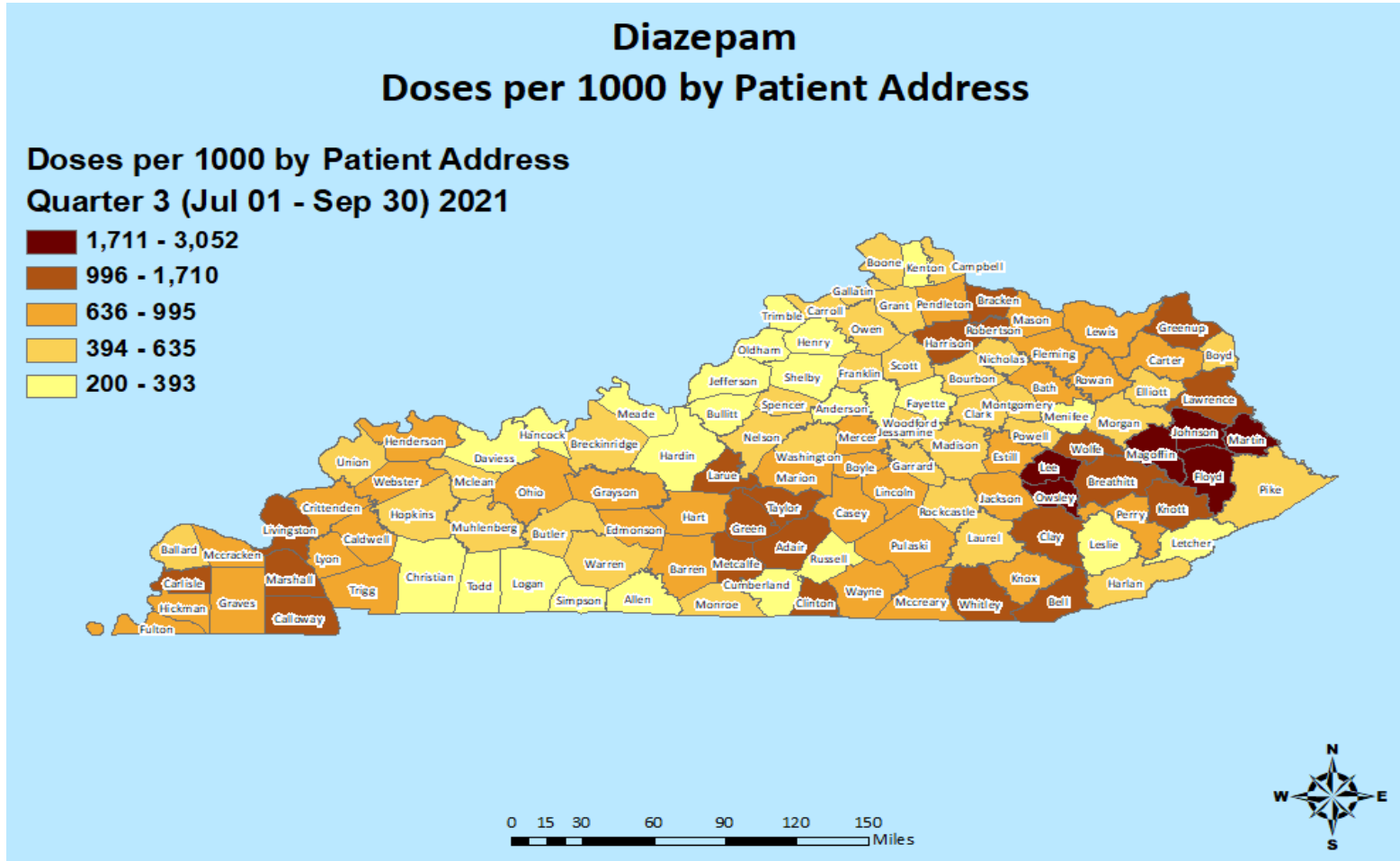
# Diazepam Prescribing Q3 2021



# Diazepam Prescribing Q3 2021

3 Digit Zip	Doses By Prescriber Zip-Actual Number of Diazepam Doses for Quarter 3, 2021
400	62,550
401	17,251
402	322,457
403	130,328
404	109,486
405	238,658
406	12,438
407	73,509
408	10,516
409	68,465
410	229,033
411	87,830
412	106,174
413	45,483
414	19,897
415	9,348
416	100,926
417	41,892
418	9,181
420	212,525
421	126,422
422	47,654
423	39,926
424	74,938
425	68,412
426	30,928
427	130,989
<b>Totals</b>	<b>2,427,216</b>

# Diazepam Usage Q3 2021



# Diazepam Usage Q3 2021

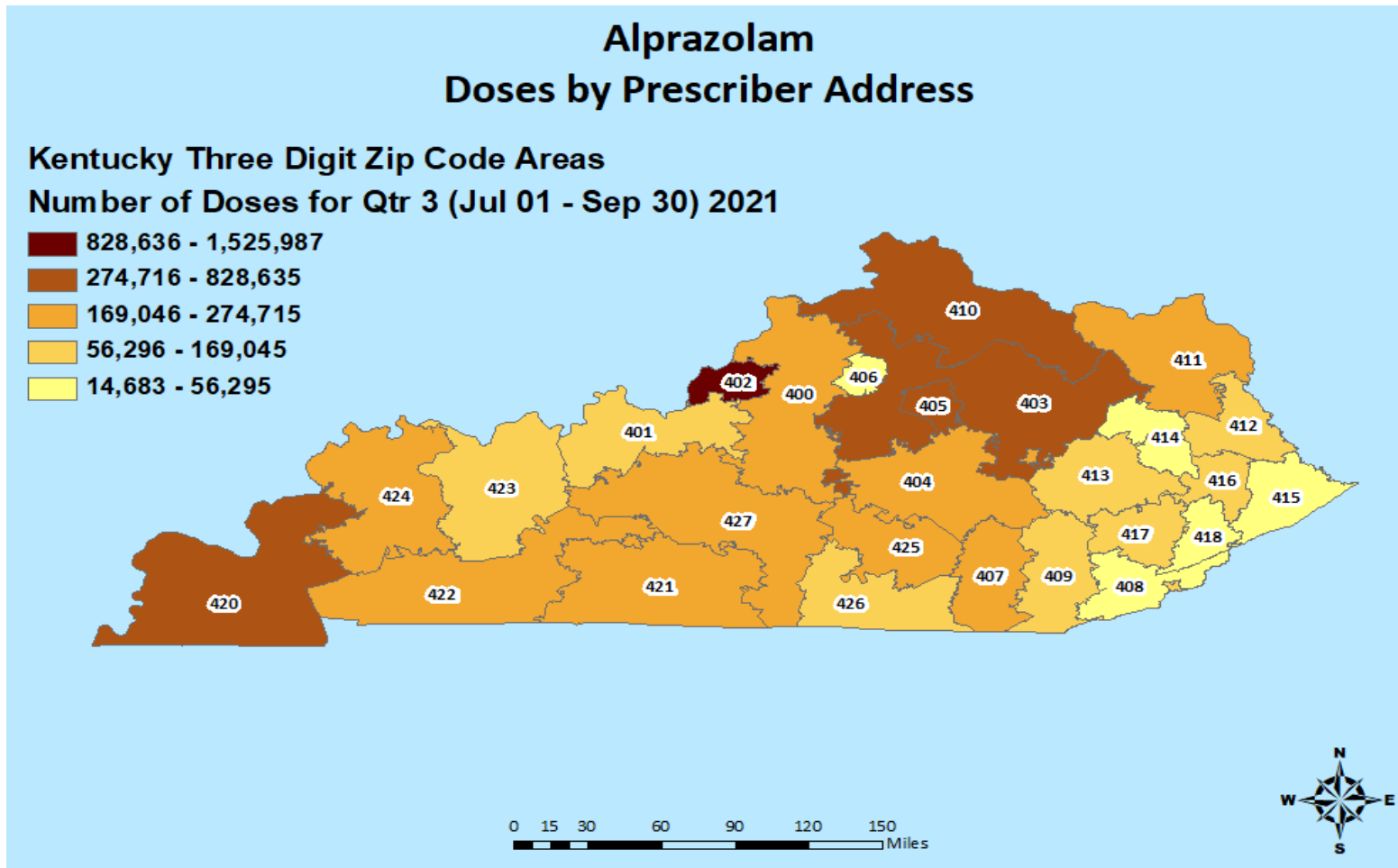
Actual Number of Diazepam Doses for Quarter 3, 2021							
COUNTY	# DOSES	COUNTY	# DOSES	COUNTY	# DOSES	COUNTY	# DOSES
ADAIR	20,041	EDMONSON	10,499	KNOX	27,769	NICHOLAS	3,108
ALLEN	7,759	ELLIOTT	4,178	LARUE	22,636	OHIO	19,185
ANDERSON	7,967	ESTILL	11,736	LAUREL	28,971	OLDHAM	13,677
BALLARD	4,537	FAYETTE	110,903	LAWRENCE	21,223	OWEN	4,956
BARREN	30,779	FLEMING	9,789	LEE	14,844	OWSLEY	13,708
BATH	8,173	FLOYD	87,351	LESLIE	3,372	PENDLETON	9,627
BELL	40,549	FRANKLIN	22,973	LETCHER	8,960	PERRY	24,364
BOONE	56,405	FULTON	4,890	LEWIS	9,844	PIKE	32,145
BOURBON	10,031	GALLATIN	4,052	LINCOLN	19,361	POWELL	6,699
BOYD	22,965	GARRARD	10,801	LIVINGSTON	10,487	PULASKI	44,601
BOYLE	20,378	GRANT	14,769	LOGAN	10,213	ROBERTSON	3,684
BRACKEN	13,067	GRAVES	33,936	LYON	6,125	ROCKCASTLE	10,297
BREATHITT	14,851	GRAYSON	26,065	MADISON	45,097	ROWAN	18,003
BRECKINRIDGE	10,371	GREEN	13,963	MAGOFFIN	24,338	RUSSELL	6,270
BULLITT	22,753	GREENUP	37,713	MARION	12,940	SCOTT	31,651
BUTLER	7,209	HANCOCK	2,478	MARSHALL	37,177	SHELBY	14,907
CALDWELL	12,211	HARDIN	37,595	MARTIN	25,072	SIMPSON	5,637
CALLOWAY	43,098	HARLAN	14,593	MASON	12,936	SPENCER	8,665
CAMPBELL	46,042	HARRISON	22,300	MCCRACKEN	56,993	TAYLOR	28,502
CARLISLE	5,585	HART	14,277	MCCREARY	11,927	TODD	4,690
CARROLL	6,396	HENDERSON	43,003	MCLEAN	5,675	TRIGG	10,187
CARTER	21,097	HENRY	5,007	MEADE	5,949	TRIMBLE	1,723
CASEY	14,954	HICKMAN	3,551	MENIFEE	2,450	UNION	9,451
CHRISTIAN	27,354	HOPKINS	20,600	MERCER	18,513	WARREN	54,331
CLARK	17,843	JACKSON	9,712	METCALFE	13,739	WASHINGTON	6,160
CLAY	27,242	JEFFERSON	247,556	MONROE	5,909	WAYNE	14,184
CLINTON	12,235	JESSAMINE	23,596	MONTGOMERY	17,619	WEBSTER	9,423
CRITTENDEN	7,952	JOHNSON	66,527	MORGAN	7,071	WHITLEY	38,694
CUMBERLAND	2,472	KENTON	63,389	MUHLENBERG	16,527	WOLFE	9,591
DAVIESS	30,640	KNOTT	17,777	NELSON	23,324	WOODFORD	9,851
						<b>TOTAL</b>	<b>2,563,567</b>

# Per 1000 Diazepam Usage Q3 2021

Actual Number of Diazepam Doses per 1,000 Residents for Quarter 3, 2021							
COUNTY	PER 1000	COUNTY	PER 1000	COUNTY	PER 1000	COUNTY	PER 1000
ADAIR	1,039	EDMONSON	867	KNOX	876	NICHOLAS	439
ALLEN	376	ELLIOTT	551	LARUE	1,606	OHIO	787
ANDERSON	360	ESTILL	820	LAUREL	481	OLDHAM	209
BALLARD	563	FAYETTE	348	LAWRENCE	1,338	OWEN	466
BARREN	700	FLEMING	675	LEE	2,256	OWSLEY	3,052
BATH	663	FLOYD	2,354	LESLIE	320	PENDLETON	661
BELL	1,495	FRANKLIN	454	LETCHER	393	PERRY	891
BOONE	439	FULTON	791	LEWIS	732	PIKE	531
BOURBON	501	GALLATIN	471	LINCOLN	794	POWELL	544
BOYD	477	GARRARD	625	LIVINGSTON	1,131	PULASKI	697
BOYLE	679	GRANT	593	LOGAN	384	ROBERTSON	1,710
BRACKEN	1,556	GRAVES	913	LYON	759	ROCKCASTLE	611
BREATHITT	1,118	GRAYSON	995	MADISON	504	ROWAN	736
BRECKINRIDGE	520	GREEN	1,262	MAGOFFIN	1,919	RUSSELL	354
BULLITT	287	GREENUP	1,051	MARION	674	SCOTT	586
BUTLER	561	HANCOCK	281	MARSHALL	1,185	SHELBY	321
CALDWELL	972	HARDIN	350	MARTIN	2,089	SIMPSON	312
CALLOWAY	1,121	HARLAN	537	MASON	753	SPENCER	474
CAMPBELL	499	HARRISON	1,196	MCCRACKEN	875	TAYLOR	1,122
CARLISLE	1,150	HART	766	MCCREARY	681	TODD	381
CARROLL	599	HENDERSON	930	MCLEAN	599	TRIGG	714
CARTER	780	HENRY	317	MEADE	212	TRIMBLE	200
CASEY	946	HICKMAN	767	MENIFEE	382	UNION	635
CHRISTIAN	378	HOPKINS	449	MERCER	862	WARREN	433
CLARK	498	JACKSON	727	METCALFE	1,371	WASHINGTON	505
CLAY	1,312	JEFFERSON	323	MONROE	558	WAYNE	693
CLINTON	1,202	JESSAMINE	451	MONTGOMERY	634	WEBSTER	708
CRITTENDEN	865	JOHNSON	2,895	MORGAN	532	WHITLEY	1,072
CUMBERLAND	367	KENTON	384	MUHLENBERG	533	WOLFE	1,340
DAVIESS	307	KNOTT	1,144	NELSON	512	WOODFORD	377



# Alprazolam Prescribing Q3 2021




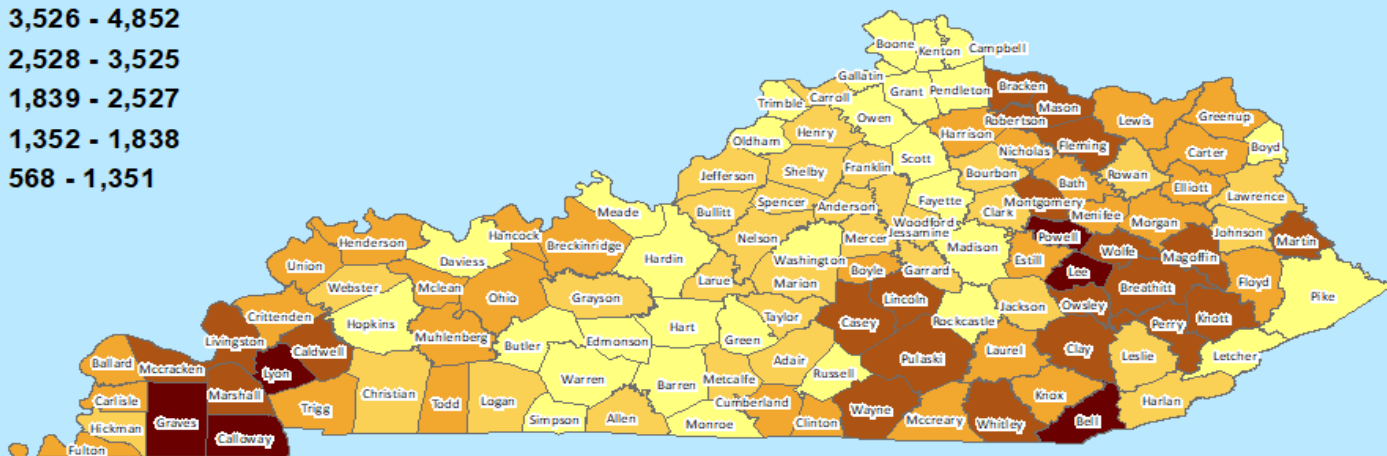

# Alprazolam Prescribing Q3 2021

3 Digit Zip	Doses By Prescriber Zip-Actual Number of Alprazolam Doses for Quarter 3, 2021
400	264,775
401	92,953
402	1,525,987
403	454,520
404	268,098
405	828,635
406	56,295
407	234,355
408	34,876
409	169,045
410	582,031
411	201,163
412	79,447
413	75,241
414	33,188
415	14,683
416	99,478
417	146,283
418	20,393
420	744,631
421	273,998
422	202,533
423	126,799
424	189,594
425	274,715
426	83,353
427	236,050
<b>Totals</b>	<b>7,313,119</b>

# Alprazolam Usage Q3 2021

## Alprazolam Doses per 1000 by Patient Address

Doses per 1000 by Patient Address  
Quarter 3 (Jul 01 - Sep 30) 2021



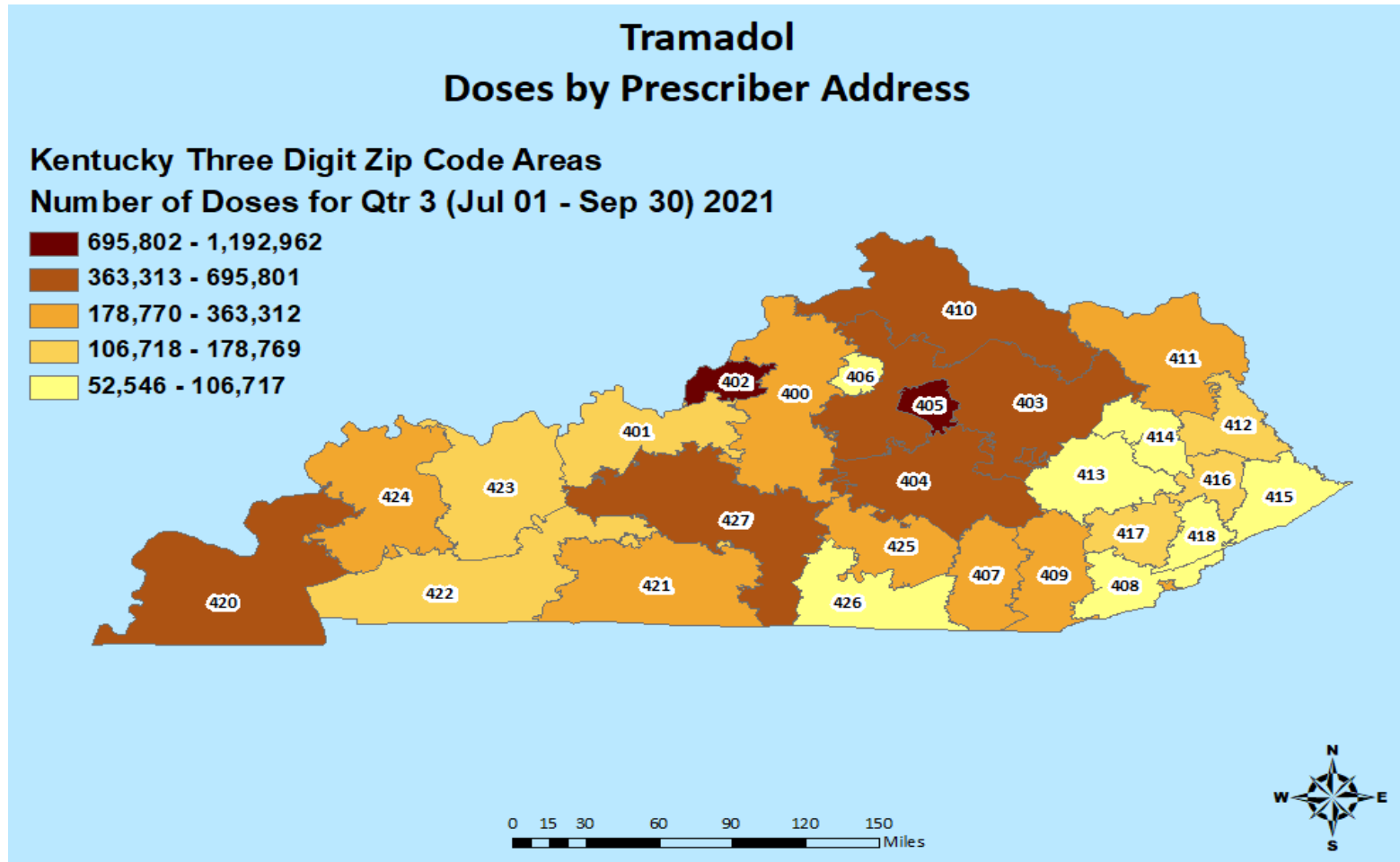
# Alprazolam Usage Q3 2021

Actual Number of Alprazolam Doses for Quarter 3, 2021							
COUNTY	# DOSES	COUNTY	# DOSES	COUNTY	# DOSES	COUNTY	# DOSES
ADAIR	33,734	EDMONSON	14,474	KNOX	67,110	NICHOLAS	14,540
ALLEN	30,985	ELLIOTT	15,360	LARUE	20,050	OHIO	54,808
ANDERSON	34,977	ESTILL	31,027	LAUREL	115,621	OLDHAM	77,332
BALLARD	16,689	FAYETTE	422,983	LAWRENCE	23,308	OWEN	11,655
BARREN	54,332	FLEMING	48,547	LEE	28,876	OWSLEY	11,735
BATH	25,048	FLOYD	77,880	LESLIE	15,793	PENDLETON	17,032
BELL	111,347	FRANKLIN	88,380	LETCHER	17,312	PERRY	94,984
BOONE	137,631	FULTON	14,587	LEWIS	26,662	PIKE	64,952
BOURBON	35,840	GALLATIN	8,684	LINCOLN	63,671	POWELL	50,287
BOYD	53,232	GARRARD	31,376	LIVINGSTON	29,109	PULASKI	204,790
BOYLE	62,880	GRANT	16,960	LOGAN	39,446	ROBERTSON	6,600
BRACKEN	26,629	GRAVES	148,109	LYON	39,147	ROCKCASTLE	19,455
BREATHITT	40,438	GRAYSON	39,346	MADISON	113,343	ROWAN	37,139
BRECKINRIDGE	47,619	GREEN	12,993	MAGOFFIN	36,711	RUSSELL	10,059
BULLITT	140,207	GREENUP	88,291	MARION	29,533	SCOTT	69,701
BUTLER	15,377	HANCOCK	16,541	MARSHALL	102,458	SHELBY	70,560
CALDWELL	35,820	HARDIN	107,297	MARTIN	31,859	SIMPSON	21,369
CALLOWAY	154,795	HARLAN	46,638	MASON	49,676	SPENCER	27,632
CAMPBELL	119,207	HARRISON	41,534	MCCRACKEN	189,373	TAYLOR	45,867
CARLISLE	9,883	HART	22,922	MCCREARY	33,879	TODD	31,075
CARROLL	18,503	HENDERSON	111,835	MCLEAN	19,711	TRIGG	31,079
CARTER	55,679	HENRY	21,895	MEADE	29,406	TRIMBLE	10,737
CASEY	45,923	HICKMAN	8,262	MENIFEE	13,391	UNION	29,973
CHRISTIAN	106,313	HOPKINS	58,095	MERCER	31,780	WARREN	122,450
CLARK	63,764	JACKSON	20,099	METCALFE	14,614	WASHINGTON	13,160
CLAY	73,207	JEFFERSON	1,300,541	MONROE	13,937	WAYNE	70,456
CLINTON	22,078	JESSAMINE	77,498	MONTGOMERY	87,542	WEBSTER	24,471
CRITTENDEN	20,859	JOHNSON	40,028	MORGAN	28,296	WHITLEY	118,117
CUMBERLAND	13,615	KENTON	158,378	MUHLENBERG	61,496	WOLFE	23,385
DAVIESS	134,693	KNOTT	42,799	NELSON	74,051	WOODFORD	43,652
						<b>TOTAL</b>	<b>7,750,876</b>

# Per 1000 Alprazolam Usage Q3 2021

Actual Number of Alprazolam Doses per 1,000 Residents for Quarter 3, 2021							
COUNTY	PER 1000	COUNTY	PER 1000	COUNTY	PER 1000	COUNTY	PER 1000
ADAIR	1,750	EDMONSON	1,195	KNOX	2,118	NICHOLAS	2,053
ALLEN	1,502	ELLIOTT	2,024	LARUE	1,422	OHIO	2,248
ANDERSON	1,579	ESTILL	2,169	LAUREL	1,919	OLDHAM	1,180
BALLARD	2,072	FAYETTE	1,328	LAWRENCE	1,469	OWEN	1,095
BARREN	1,235	FLEMING	3,346	LEE	4,388	OWSLEY	2,613
BATH	2,032	FLOYD	2,099	LESLIE	1,499	PENDLETON	1,170
BELL	4,106	FRANKLIN	1,748	LETCHER	760	PERRY	3,474
BOONE	1,071	FULTON	2,361	LEWIS	1,983	PIKE	1,073
BOURBON	1,789	GALLATIN	1,009	LINCOLN	2,612	POWELL	4,086
BOYD	1,106	GARRARD	1,814	LIVINGSTON	3,140	PULASKI	3,202
BOYLE	2,095	GRANT	680	LOGAN	1,483	ROBERTSON	3,063
BRACKEN	3,170	GRAVES	3,983	LYON	4,852	ROCKCASTLE	1,155
BREATHITT	3,044	GRAYSON	1,503	MADISON	1,266	ROWAN	1,519
BRECKINRIDGE	2,386	GREEN	1,175	MAGOFFIN	2,894	RUSSELL	568
BULLITT	1,771	GREENUP	2,460	MARION	1,538	SCOTT	1,291
BUTLER	1,197	HANCOCK	1,878	MARSHALL	3,267	SHELBY	1,520
CALDWELL	2,850	HARDIN	1,000	MARTIN	2,654	SIMPSON	1,182
CALLOWAY	4,027	HARLAN	1,717	MASON	2,890	SPENCER	1,512
CAMPBELL	1,293	HARRISON	2,228	MCCRACKEN	2,906	TAYLOR	1,806
CARLISLE	2,036	HART	1,231	MCCREARY	1,935	TODD	2,527
CARROLL	1,733	HENDERSON	2,418	MCLEAN	2,080	TRIGG	2,179
CARTER	2,059	HENRY	1,384	MEADE	1,046	TRIMBLE	1,246
CASEY	2,904	HICKMAN	1,786	MENIFEE	2,090	UNION	2,014
CHRISTIAN	1,469	HOPKINS	1,266	MERCER	1,480	WARREN	975
CLARK	1,780	JACKSON	1,504	METCALFE	1,459	WASHINGTON	1,080
CLAY	3,525	JEFFERSON	1,699	MONROE	1,316	WAYNE	3,445
CLINTON	2,169	JESSAMINE	1,480	MONTGOMERY	3,152	WEBSTER	1,838
CRITTENDEN	2,270	JOHNSON	1,742	MORGAN	2,128	WHITLEY	3,272
CUMBERLAND	2,021	KENTON	960	MUHLENBERG	1,982	WOLFE	3,267
DAVIESS	1,351	KNOTT	2,753	NELSON	1,625	WOODFORD	1,671

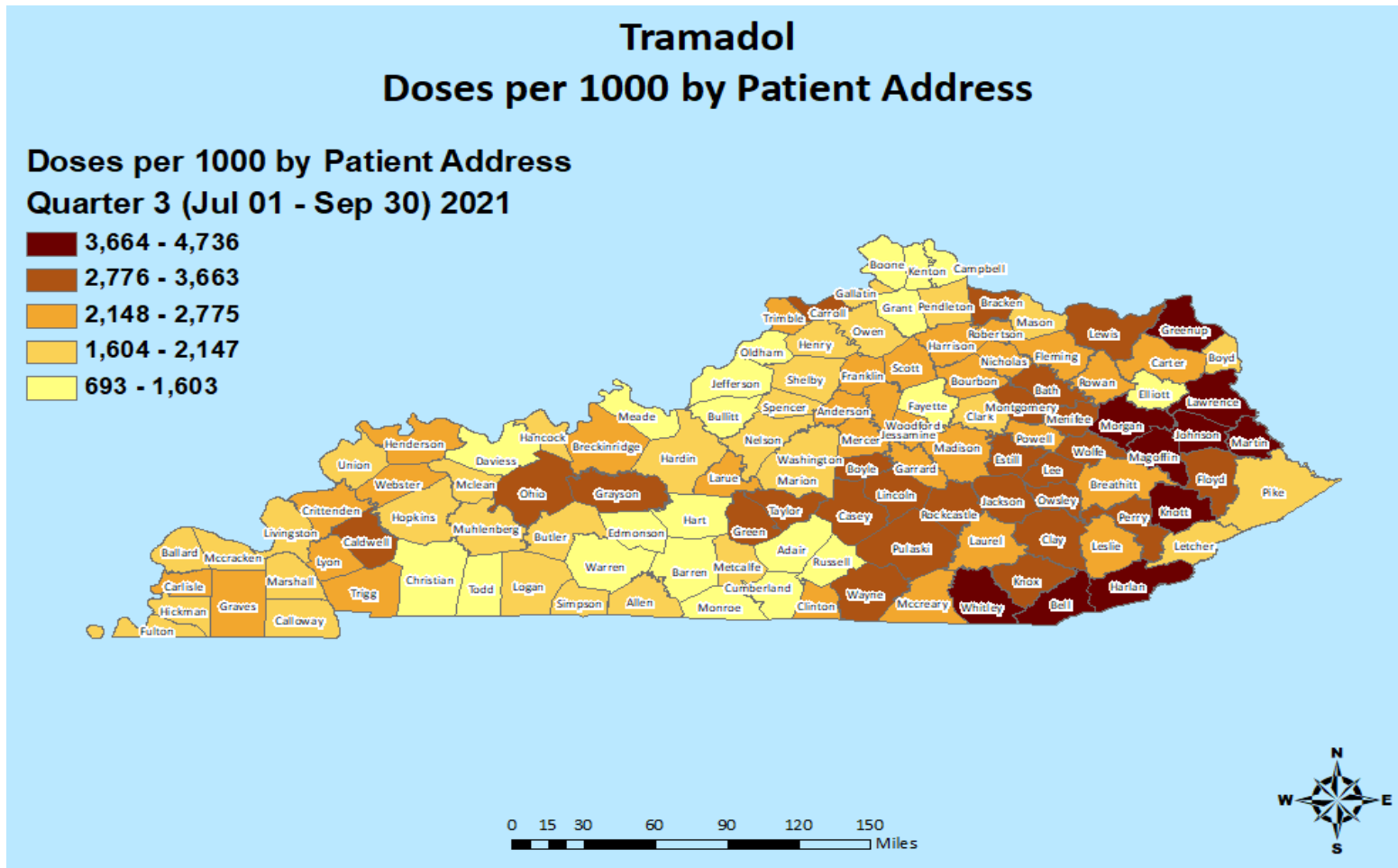
# Tramadol Prescribing Q3 2021



# Tramadol Prescribing Q3 2021

3 Digit Zip	Doses By Prescriber Zip-Actual Number of Tramadol Doses for Quarter 3, 2021
400	272,991
401	128,915
402	1,149,572
403	548,323
404	450,409
405	1,192,962
406	79,409
407	310,627
408	102,312
409	240,350
410	695,801
411	316,833
412	178,769
413	71,469
414	84,310
415	52,546
416	132,021
417	162,154
418	75,898
420	464,965
421	363,312
422	131,329
423	124,251
424	253,411
425	210,729
426	106,717
427	404,764
<b>Totals</b>	<b>8,305,149</b>

# Tramadol Usage Q3 2021





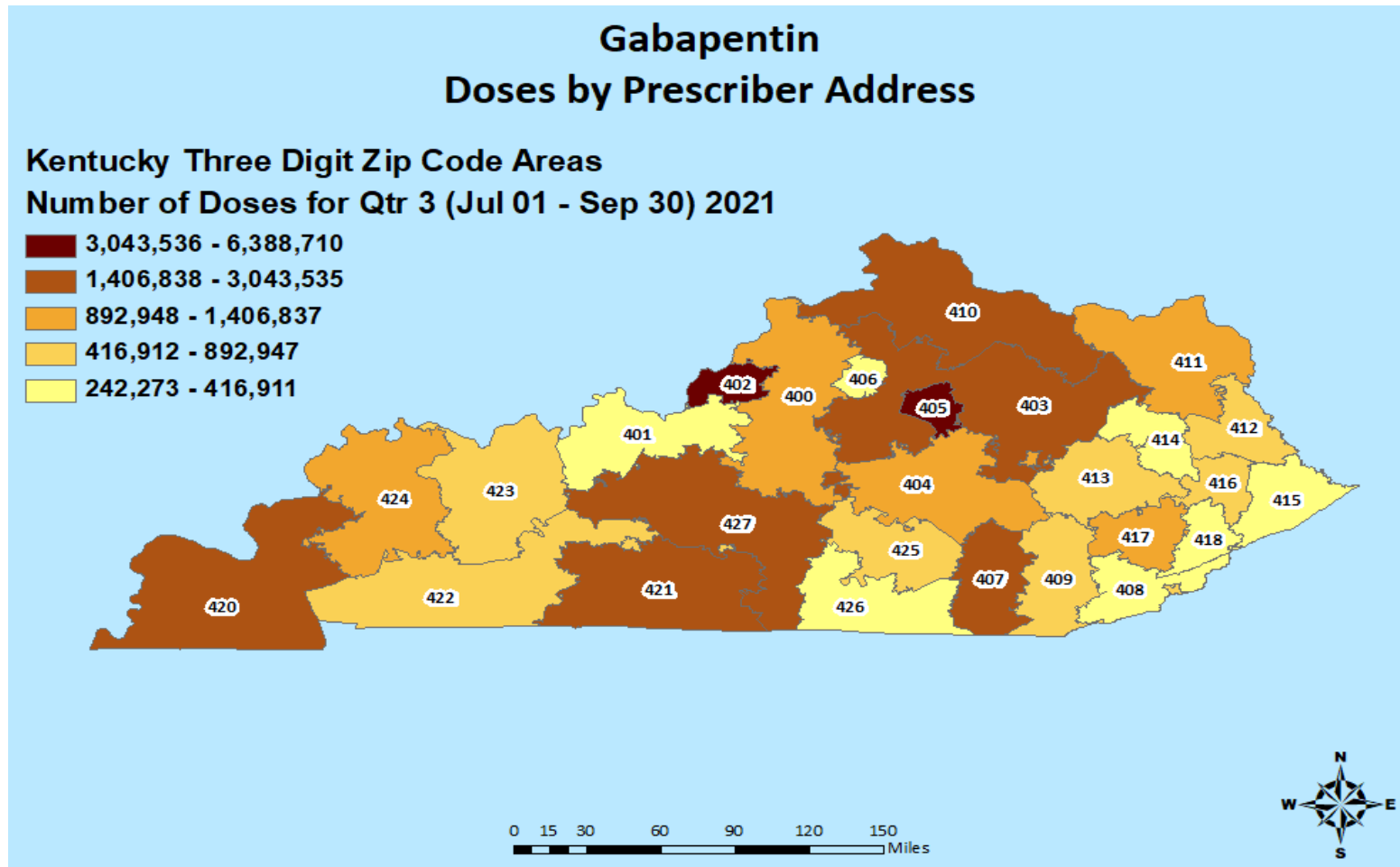
# Tramadol Usage Q3 2021

Actual Number of Tramadol Doses for Quarter 3, 2021							
COUNTY	# DOSES	COUNTY	# DOSES	COUNTY	# DOSES	COUNTY	# DOSES
ADAIR	30,915	EDMONSON	18,393	KNOX	98,633	NICHOLAS	18,731
ALLEN	35,977	ELLIOTT	7,612	LARUE	32,266	OHIO	73,840
ANDERSON	60,794	ESTILL	52,402	LAUREL	162,979	OLDHAM	76,145
BALLARD	14,068	FAYETTE	492,723	LAWRENCE	59,698	OWEN	21,902
BARREN	66,097	FLEMING	40,259	LEE	21,227	OWSLEY	16,145
BATH	35,134	FLOYD	124,319	LESLIE	27,199	PENDLETON	24,395
BELL	113,080	FRANKLIN	118,495	LETCHER	48,886	PERRY	90,897
BOONE	190,799	FULTON	11,149	LEWIS	41,737	PIKE	123,034
BOURBON	46,060	GALLATIN	15,904	LINCOLN	76,991	POWELL	32,672
BOYD	82,051	GARRARD	38,777	LIVINGSTON	17,915	PULASKI	218,310
BOYLE	90,562	GRANT	34,484	LOGAN	49,361	ROBERTSON	5,879
BRACKEN	28,190	GRAVES	89,789	LYON	20,435	ROCKCASTLE	48,522
BREATHITT	32,579	GRAYSON	85,155	MADISON	227,055	ROWAN	63,512
BRECKINRIDGE	47,720	GREEN	31,438	MAGOFFIN	50,507	RUSSELL	12,286
BULLITT	125,226	GREENUP	149,995	MARION	37,615	SCOTT	120,658
BUTLER	23,188	HANCOCK	18,823	MARSHALL	62,019	SHELBY	77,411
CALDWELL	35,807	HARDIN	208,046	MARTIN	55,481	SIMPSON	31,938
CALLOWAY	78,143	HARLAN	128,528	MASON	31,859	SPENCER	38,669
CAMPBELL	114,962	HARRISON	49,748	MCCRACKEN	120,617	TAYLOR	79,123
CARLISLE	12,663	HART	28,098	MCCREARY	42,564	TODD	17,354
CARROLL	30,652	HENDERSON	106,995	MCLEAN	19,786	TRIGG	31,851
CARTER	73,297	HENRY	32,906	MEADE	44,849	TRIMBLE	19,818
CASEY	45,810	HICKMAN	8,778	MENIFEE	22,226	UNION	30,917
CHRISTIAN	69,046	HOPKINS	91,807	MERCER	56,084	WARREN	155,478
CLARK	71,222	JACKSON	38,354	METCALFE	17,941	WASHINGTON	26,028
CLAY	71,000	JEFFERSON	849,850	MONROE	16,449	WAYNE	66,230
CLINTON	23,183	JESSAMINE	120,930	MONTGOMERY	96,296	WEBSTER	33,718
CRITTENDEN	20,811	JOHNSON	92,831	MORGAN	62,983	WHITLEY	140,253
CUMBERLAND	9,262	KENTON	192,826	MUHLENBERG	64,269	WOLFE	24,829
DAVIESS	133,158	KNOTT	65,317	NELSON	82,576	WOODFORD	62,529
						<b>TOTAL</b>	<b>8,707,764</b>

# Per 1000 Tramadol Usage Q3 2021

Actual Number of Tramadol Doses per 1,000 Residents for Quarter 3, 2021							
COUNTY	PER 1000	COUNTY	PER 1000	COUNTY	PER 1000	COUNTY	PER 1000
ADAIR	1,603	EDMONSON	1,518	KNOX	3,113	NICHOLAS	2,644
ALLEN	1,744	ELLIOTT	1,003	LARUE	2,289	OHIO	3,029
ANDERSON	2,744	ESTILL	3,663	LAUREL	2,705	OLDHAM	1,161
BALLARD	1,747	FAYETTE	1,547	LAWRENCE	3,763	OWEN	2,058
BARREN	1,502	FLEMING	2,775	LEE	3,226	OWSLEY	3,595
BATH	2,850	FLOYD	3,350	LESLIE	2,581	PENDLETON	1,675
BELL	4,170	FRANKLIN	2,344	LETCHER	2,147	PERRY	3,324
BOONE	1,484	FULTON	1,804	LEWIS	3,105	PIKE	2,032
BOURBON	2,300	GALLATIN	1,847	LINCOLN	3,159	POWELL	2,655
BOYD	1,705	GARRARD	2,242	LIVINGSTON	1,933	PULASKI	3,413
BOYLE	3,017	GRANT	1,384	LOGAN	1,856	ROBERTSON	2,728
BRACKEN	3,356	GRAVES	2,415	LYON	2,533	ROCKCASTLE	2,880
BREATHITT	2,452	GRAYSON	3,252	MADISON	2,536	ROWAN	2,598
BRECKINRIDGE	2,391	GREEN	2,842	MAGOFFIN	3,982	RUSSELL	693
BULLITT	1,582	GREENUP	4,179	MARION	1,959	SCOTT	2,236
BUTLER	1,805	HANCOCK	2,137	MARSHALL	1,977	SHELBY	1,668
CALDWELL	2,849	HARDIN	1,939	MARTIN	4,623	SIMPSON	1,766
CALLOWAY	2,033	HARLAN	4,731	MASON	1,853	SPENCER	2,116
CAMPBELL	1,247	HARRISON	2,668	MCCRACKEN	1,851	TAYLOR	3,115
CARLISLE	2,608	HART	1,508	MCCREARY	2,431	TODD	1,411
CARROLL	2,870	HENDERSON	2,313	MCLEAN	2,088	TRIGG	2,233
CARTER	2,710	HENRY	2,080	MEADE	1,595	TRIMBLE	2,299
CASEY	2,897	HICKMAN	1,897	MENIFEE	3,468	UNION	2,078
CHRISTIAN	954	HOPKINS	2,000	MERCER	2,611	WARREN	1,239
CLARK	1,988	JACKSON	2,869	METCALFE	1,791	WASHINGTON	2,135
CLAY	3,419	JEFFERSON	1,110	MONROE	1,554	WAYNE	3,238
CLINTON	2,278	JESSAMINE	2,310	MONTGOMERY	3,468	WEBSTER	2,532
CRITTENDEN	2,265	JOHNSON	4,040	MORGAN	4,736	WHITLEY	3,886
CUMBERLAND	1,375	KENTON	1,169	MUHLENBERG	2,071	WOLFE	3,468
DAVISS	1,336	KNOTT	4,202	NELSON	1,813	WOODFORD	2,394

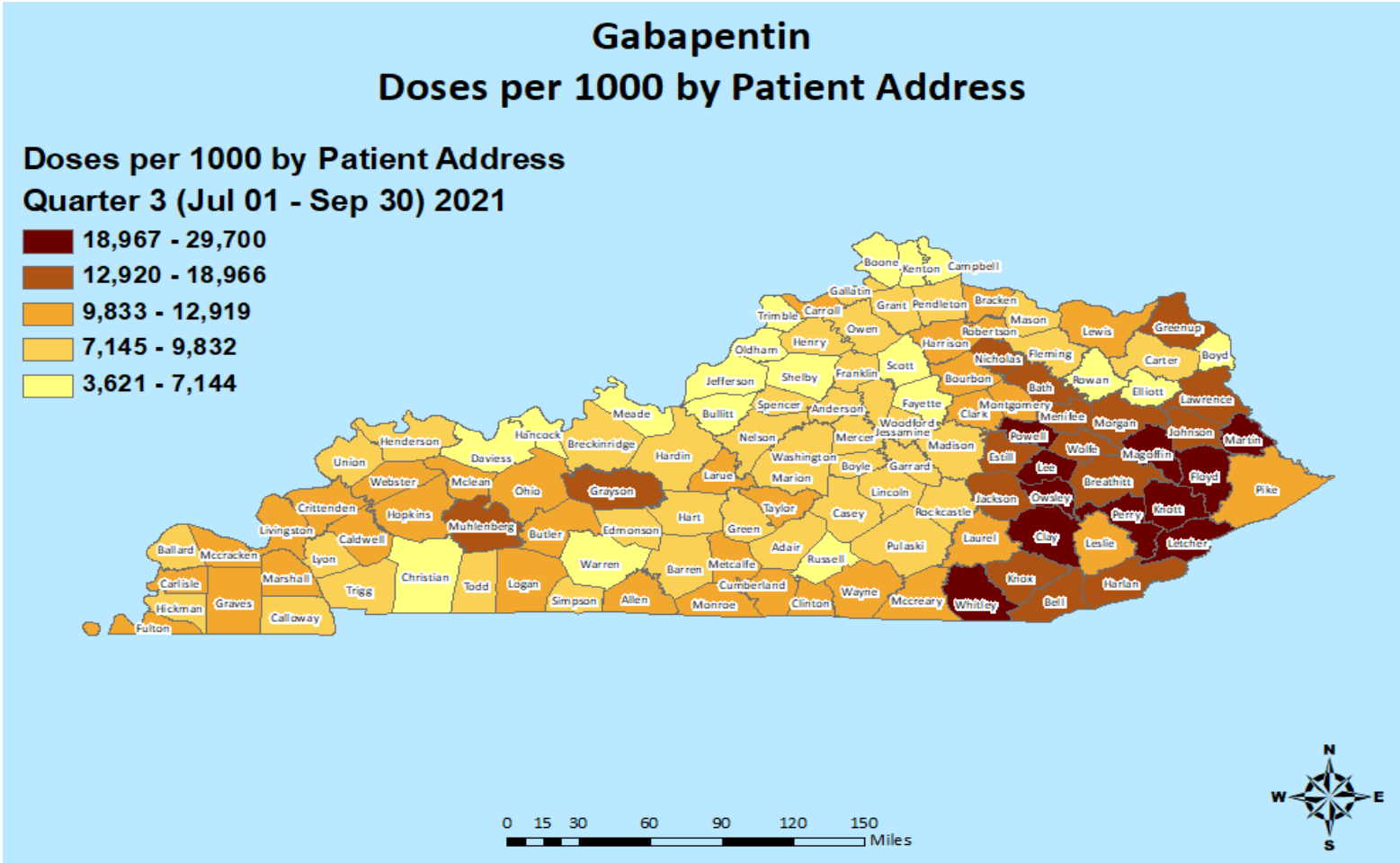
# Gabapentin Prescribing Q3 2021



# Gabapentin Prescribing Q3 2021

3 Digit Zip	Doses By Prescriber Zip-Actual Number of Gabapentin Doses for Quarter 3, 2021
400	978,586
401	416,911
402	6,388,710
403	2,212,539
404	1,406,837
405	4,832,915
406	275,114
407	1,850,115
408	334,735
409	892,947
410	3,043,535
411	1,072,403
412	603,918
413	582,628
414	294,356
415	242,273
416	633,687
417	1,117,930
418	331,195
420	2,251,181
421	2,278,971
422	695,428
423	605,916
424	955,403
425	540,877
426	358,249
427	1,777,922
<b>Totals</b>	<b>36,975,281</b>

# Gabapentin Usage Q3 2021



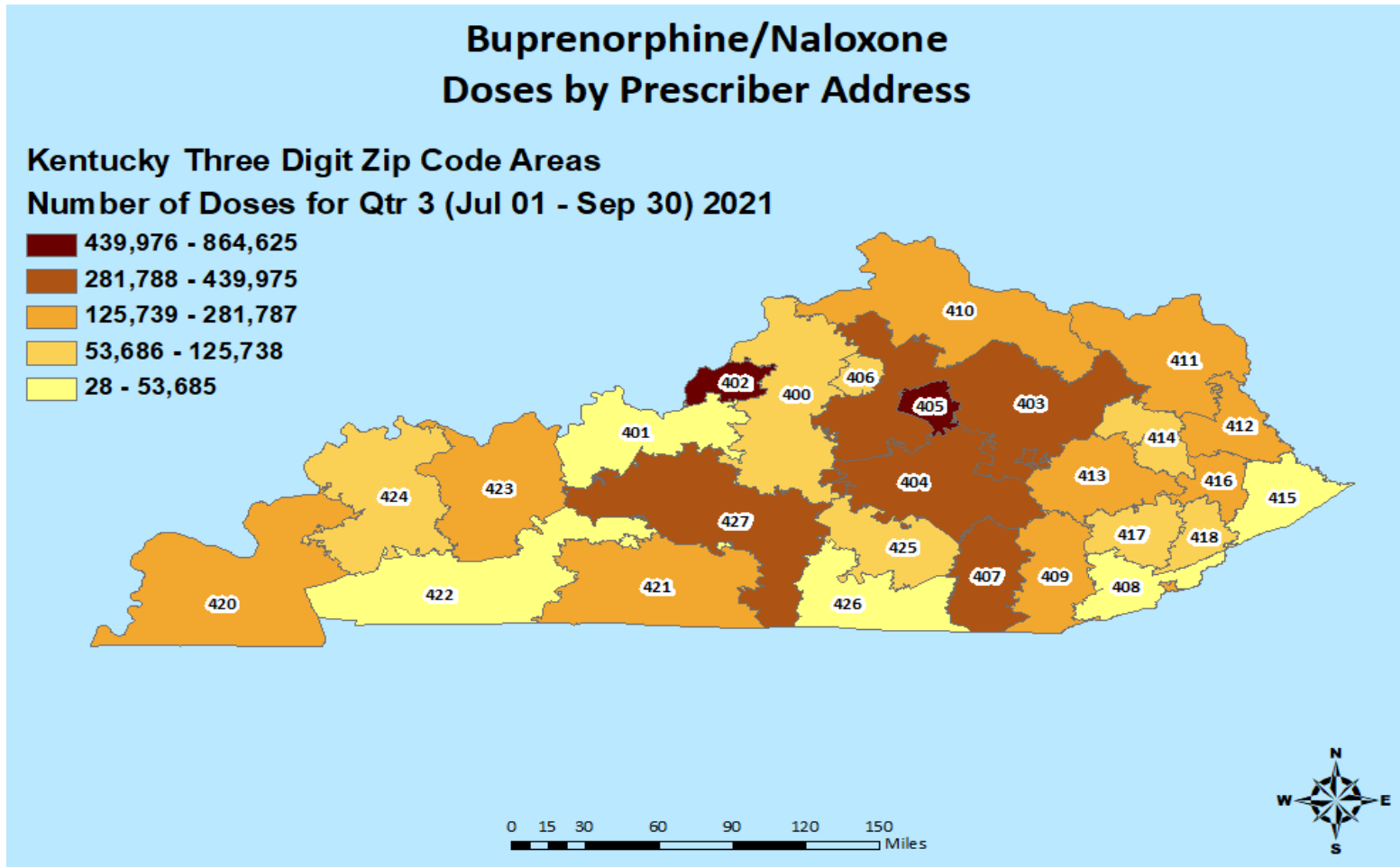
# Gabapentin Usage Q3 2021

Actual Number of Gabapentin Doses for Quarter 3, 2021							
COUNTY	# DOSES	COUNTY	# DOSES	COUNTY	# DOSES	COUNTY	# DOSES
ADAIR	157,772	EDMONSON	101,861	KNOX	529,278	NICHOLAS	106,204
ALLEN	214,114	ELLIOTT	43,843	LARUE	145,070	OHIO	255,493
ANDERSON	205,903	ESTILL	271,343	LAUREL	728,344	OLDHAM	292,814
BALLARD	67,247	FAYETTE	1,729,501	LAWRENCE	221,785	OWEN	86,278
BARREN	396,424	FLEMING	142,634	LEE	146,081	OWSLEY	133,383
BATH	169,634	FLOYD	770,435	LESLIE	135,562	PENDLETON	121,394
BELL	409,898	FRANKLIN	394,774	LETCHER	452,145	PERRY	634,553
BOONE	767,072	FULTON	65,641	LEWIS	162,659	PIKE	642,610
BOURBON	232,123	GALLATIN	67,279	LINCOLN	235,230	POWELL	237,851
BOYD	287,350	GARRARD	142,442	LIVINGSTON	109,834	PULASKI	618,473
BOYLE	236,090	GRANT	199,677	LOGAN	284,256	ROBERTSON	26,678
BRACKEN	85,863	GRAVES	396,794	LYON	78,030	ROCKCASTLE	156,396
BREATHITT	245,485	GRAYSON	394,869	MADISON	826,070	ROWAN	168,846
BRECKINRIDGE	166,849	GREEN	99,388	MAGOFFIN	270,214	RUSSELL	64,169
BULLITT	550,785	GREENUP	497,312	MARION	181,071	SCOTT	346,392
BUTLER	134,238	HANCOCK	54,973	MARSHALL	317,311	SHELBY	331,550
CALDWELL	155,348	HARDIN	861,135	MARTIN	235,440	SIMPSON	161,490
CALLOWAY	319,057	HARLAN	483,490	MASON	145,715	SPENCER	165,703
CAMPBELL	565,926	HARRISON	238,315	MCCRACKEN	646,163	TAYLOR	280,526
CARLISLE	48,380	HART	168,315	MCCREARY	201,449	TODD	109,868
CARROLL	120,966	HENDERSON	362,177	MCLEAN	102,181	TRIGG	136,835
CARTER	231,829	HENRY	143,920	MEADE	165,724	TRIMBLE	59,309
CASEY	131,858	HICKMAN	37,666	MENIFEE	93,690	UNION	119,734
CHRISTIAN	441,421	HOPKINS	464,394	MERCER	204,299	WARREN	894,552
CLARK	410,068	JACKSON	211,237	METCALFE	122,823	WASHINGTON	102,174
CLAY	562,902	JEFFERSON	4,739,744	MONROE	115,717	WAYNE	207,654
CLINTON	109,124	JESSAMINE	456,797	MONTGOMERY	358,777	WEBSTER	147,374
CRITTENDEN	97,352	JOHNSON	390,302	MORGAN	183,418	WHITLEY	842,116
CUMBERLAND	67,202	KENTON	837,018	MUHLENBERG	436,475	WOLFE	130,656
DAVIESS	461,331	KNOTT	323,923	NELSON	419,231	WOODFORD	198,482
						<b>TOTAL</b>	<b>39,174,409</b>

# Per 1000 Gabapentin Usage Q3 2021

Actual Number of Gabapentin Doses per 1,000 Residents for Quarter 3, 2021							
COUNTY	PER 1000	COUNTY	PER 1000	COUNTY	PER 1000	COUNTY	PER 1000
ADAIR	8,183	EDMONSON	8,409	KNOX	16,703	NICHOLAS	14,992
ALLEN	10,378	ELLIOTT	5,778	LARUE	10,292	OHIO	10,480
ANDERSON	9,292	ESTILL	18,966	LAUREL	12,089	OLDHAM	4,466
BALLARD	8,350	FAYETTE	5,431	LAWRENCE	13,981	OWEN	8,107
BARREN	9,011	FLEMING	9,832	LEE	22,201	OWSLEY	29,700
BATH	13,761	FLOYD	20,761	LESLIE	12,864	PENDLETON	8,338
BELL	15,116	FRANKLIN	7,808	LETCHER	19,854	PERRY	23,207
BOONE	5,968	FULTON	10,623	LEWIS	12,101	PIKE	10,612
BOURBON	11,589	GALLATIN	7,815	LINCOLN	9,652	POWELL	19,325
BOYD	5,970	GARRARD	8,237	LIVINGSTON	11,850	PULASKI	9,670
BOYLE	7,865	GRANT	8,012	LOGAN	10,689	ROBERTSON	12,380
BRACKEN	10,222	GRAVES	10,672	LYON	9,670	ROCKCASTLE	9,282
BREATHITT	18,480	GRAYSON	15,081	MADISON	9,225	ROWAN	6,905
BRECKINRIDGE	8,359	GREEN	8,986	MAGOFFIN	21,304	RUSSELL	3,621
BULLITT	6,959	GREENUP	13,855	MARION	9,428	SCOTT	6,418
BUTLER	10,451	HANCOCK	6,240	MARSHALL	10,117	SHELBY	7,144
CALDWELL	12,361	HARDIN	8,024	MARTIN	19,617	SIMPSON	8,930
CALLOWAY	8,301	HARLAN	17,796	MASON	8,477	SPENCER	9,068
CAMPBELL	6,137	HARRISON	12,781	MCCRACKEN	9,916	TAYLOR	11,046
CARLISLE	9,965	HART	9,036	MCCREARY	11,504	TODD	8,936
CARROLL	11,327	HENDERSON	7,830	MCLEAN	10,784	TRIGG	9,593
CARTER	8,572	HENRY	9,098	MEADE	5,892	TRIMBLE	6,880
CASEY	8,338	HICKMAN	8,140	MENIFEE	14,621	UNION	8,047
CHRISTIAN	6,101	HOPKINS	10,117	MERCER	9,512	WARREN	7,126
CLARK	11,448	JACKSON	15,802	METCALFE	12,260	WASHINGTON	8,382
CLAY	27,107	JEFFERSON	6,193	MONROE	10,929	WAYNE	10,153
CLINTON	10,723	JESSAMINE	8,725	MONTGOMERY	12,919	WEBSTER	11,067
CRITTENDEN	10,596	JOHNSON	16,986	MORGAN	13,793	WHITLEY	23,330
CUMBERLAND	9,974	KENTON	5,075	MUHLENBERG	14,067	WOLFE	18,251
DAVIESS	4,628	KNOTT	20,839	NELSON	9,202	WOODFORD	7,598

# Buprenorphine/Naloxone Prescribing Q3 2021





# Buprenorphine/Naloxone Prescribing Q3 2021

3 Digit Zip	Doses By Prescriber Zip-Actual Number of Buprenorphine/Naloxone Doses for Quarter 3, 2021
400	74,375
401	5,347
402	717,683
403	439,975
404	328,874
405	864,625
406	109,788
407	372,550
408	53,685
409	257,093
410	217,719
411	268,175
412	197,272
413	275,709
414	119,499
415	49,665
416	211,321
417	93,259
418	120,638
420	281,787
421	217,142
422	15,410
423	203,329
424	77,070
425	125,738
426	28
427	356,299
<b>Totals</b>	<b>6,054,055</b>



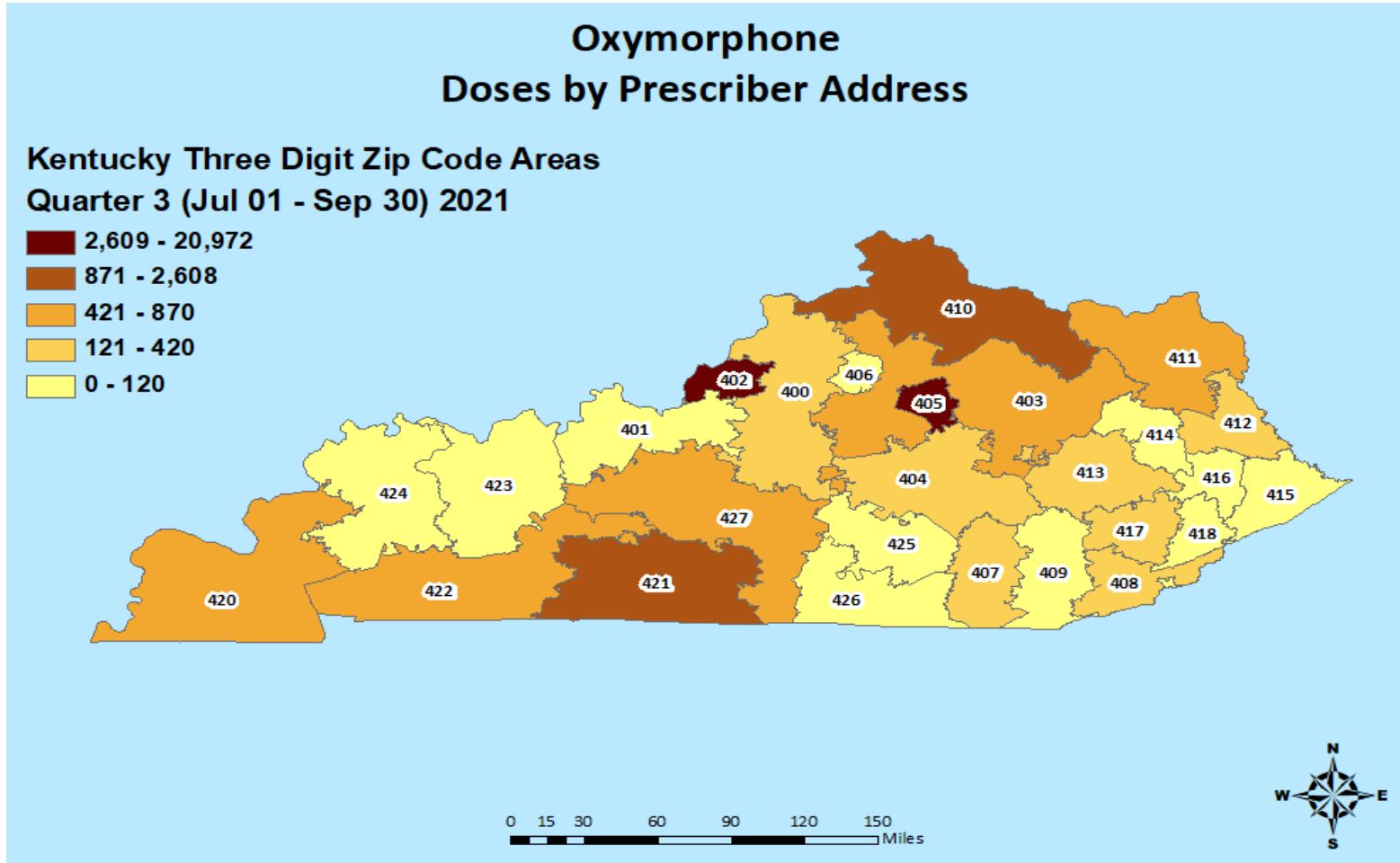
# Buprenorphine/Naloxone Usage Q3 2021

Actual Number of Buprenorphine/Naloxone Doses for Quarter 3, 2021							
COUNTY	# DOSES	COUNTY	# DOSES	COUNTY	# DOSES	COUNTY	# DOSES
ADAIR	36,826	EDMONSON	10,896	KNOX	87,923	NICHOLAS	28,427
ALLEN	24,689	ELLIOTT	16,160	LARUE	11,299	OHIO	27,639
ANDERSON	30,284	ESTILL	51,113	LAUREL	169,013	OLDHAM	25,676
BALLARD	5,832	FAYETTE	305,224	LAWRENCE	61,843	OWEN	11,174
BARREN	67,098	FLEMING	25,689	LEE	28,136	OWSLEY	26,043
BATH	46,599	FLOYD	195,774	LESLIE	43,216	PENDLETON	13,568
BELL	95,486	FRANKLIN	81,946	LETCHER	126,276	PERRY	154,313
BOONE	63,397	FULTON	7,193	LEWIS	25,300	PIKE	180,470
BOURBON	65,646	GALLATIN	9,783	LINCOLN	45,546	POWELL	58,280
BOYD	90,111	GARRARD	24,217	LIVINGSTON	17,617	PULASKI	124,856
BOYLE	38,126	GRANT	22,851	LOGAN	23,103	ROBERTSON	3,779
BRACKEN	7,745	GRAVES	34,865	LYON	7,675	ROCKCASTLE	35,139
BREATHITT	57,437	GRAYSON	22,659	MADISON	157,798	ROWAN	53,942
BRECKINRIDGE	9,047	GREEN	10,823	MAGOFFIN	77,273	RUSSELL	15,391
BULLITT	63,425	GREENUP	100,463	MARION	31,762	SCOTT	90,085
BUTLER	13,049	HANCOCK	2,677	MARSHALL	40,365	SHELBY	30,785
CALDWELL	18,072	HARDIN	78,755	MARTIN	56,088	SIMPSON	20,257
CALLOWAY	25,719	HARLAN	121,595	MASON	15,590	SPENCER	16,034
CAMPBELL	52,437	HARRISON	39,589	MCCRACKEN	86,490	TAYLOR	43,547
CARLISLE	6,813	HART	25,126	MCCREARY	47,002	TODD	6,753
CARROLL	16,915	HENDERSON	33,584	MCLEAN	10,734	TRIGG	10,121
CARTER	72,868	HENRY	15,577	MEADE	14,868	TRIMBLE	8,066
CASEY	28,996	HICKMAN	3,567	MENIFEE	20,428	UNION	4,543
CHRISTIAN	39,272	HOPKINS	69,497	MERCER	32,700	WARREN	94,471
CLARK	105,694	JACKSON	36,831	METCALFE	14,588	WASHINGTON	22,864
CLAY	123,646	JEFFERSON	497,985	MONROE	16,546	WAYNE	53,181
CLINTON	17,192	JESSAMINE	111,017	MONTGOMERY	89,007	WEBSTER	13,884
CRITTENDEN	18,025	JOHNSON	89,531	MORGAN	36,325	WHITLEY	227,353
CUMBERLAND	13,934	KENTON	105,989	MUHLENBERG	93,812	WOLFE	18,171
DAVIESS	34,701	KNOTT	63,040	NELSON	44,581	WOODFORD	31,051
						<b>TOTAL</b>	<b>6,485,864</b>

# Per 1000 Buprenorphine/Naloxone Usage Q3 2021

Actual Number of Buprenorphine/Naloxone Doses per 1,000 Residents for Quarter 3, 2021							
COUNTY	PER 1000	COUNTY	PER 1000	COUNTY	PER 1000	COUNTY	PER 1000
ADAIR	1,910	EDMONSON	899	KNOX	2,775	NICHOLAS	4,013
ALLEN	1,197	ELLIOTT	2,130	LARUE	802	OHIO	1,134
ANDERSON	1,367	ESTILL	3,573	LAUREL	2,805	OLDHAM	392
BALLARD	724	FAYETTE	958	LAWRENCE	3,899	OWEN	1,050
BARREN	1,525	FLEMING	1,771	LEE	4,276	OWSLEY	5,799
BATH	3,780	FLOYD	5,276	LESLIE	4,101	PENDLETON	932
BELL	3,521	FRANKLIN	1,621	LETCHER	5,545	PERRY	5,644
BOONE	493	FULTON	1,164	LEWIS	1,882	PIKE	2,980
BOURBON	3,277	GALLATIN	1,136	LINCOLN	1,869	POWELL	4,735
BOYD	1,872	GARRARD	1,400	LIVINGSTON	1,901	PULASKI	1,952
BOYLE	1,270	GRANT	917	LOGAN	869	ROBERTSON	1,754
BRACKEN	922	GRAVES	938	LYON	951	ROCKCASTLE	2,085
BREATHITT	4,324	GRAYSON	865	MADISON	1,762	ROWAN	2,206
BRECKINRIDGE	453	GREEN	979	MAGOFFIN	6,092	RUSSELL	868
BULLITT	801	GREENUP	2,799	MARION	1,654	SCOTT	1,669
BUTLER	1,016	HANCOCK	304	MARSHALL	1,287	SHELBY	663
CALDWELL	1,438	HARDIN	734	MARTIN	4,673	SIMPSON	1,120
CALLOWAY	669	HARLAN	4,476	MASON	907	SPENCER	877
CAMPBELL	569	HARRISON	2,123	MCCRACKEN	1,327	TAYLOR	1,715
CARLISLE	1,403	HART	1,349	MCCREARY	2,684	TODD	549
CARROLL	1,584	HENDERSON	726	MCLEAN	1,133	TRIGG	710
CARTER	2,694	HENRY	985	MEADE	529	TRIMBLE	936
CASEY	1,833	HICKMAN	771	MENIFEE	3,188	UNION	305
CHRISTIAN	543	HOPKINS	1,514	MERCER	1,523	WARREN	753
CLARK	2,951	JACKSON	2,755	METCALFE	1,456	WASHINGTON	1,876
CLAY	5,954	JEFFERSON	651	MONROE	1,563	WAYNE	2,600
CLINTON	1,689	JESSAMINE	2,120	MONTGOMERY	3,205	WEBSTER	1,043
CRITTENDEN	1,962	JOHNSON	3,896	MORGAN	2,732	WHITLEY	6,299
CUMBERLAND	2,068	KENTON	643	MUHLENBERG	3,023	WOLFE	2,538
DAVISS	348	KNOTT	4,056	NELSON	979	WOODFORD	1,189

# Oxymorphone Prescribing Q3 2021



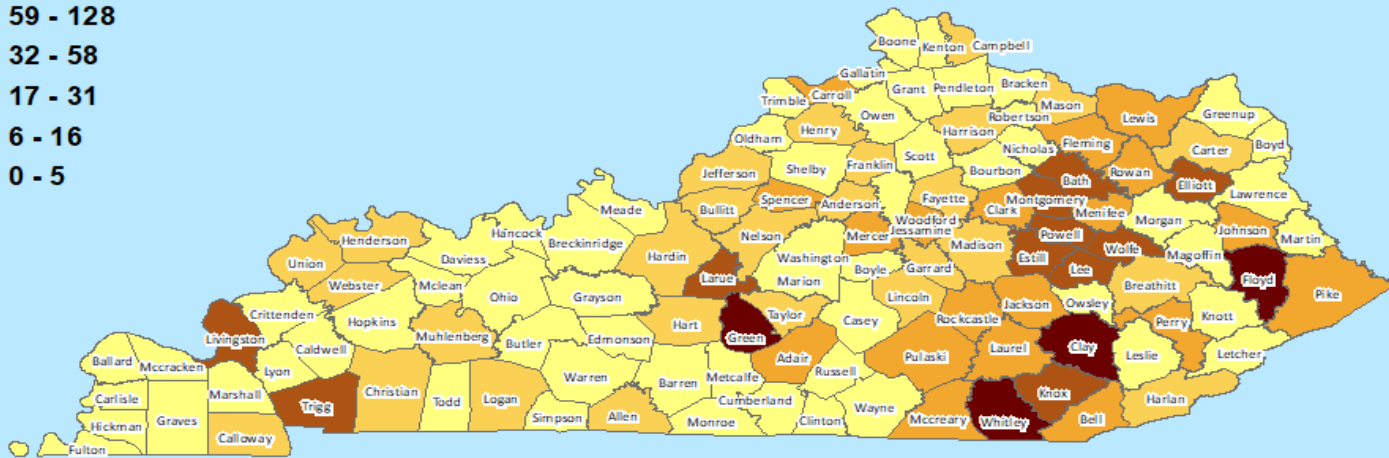

# Oxymorphone Prescribing Q3 2021

3 Digit Zip	Doses By Prescriber Zip-Actual Number of Oxymorphone Doses for Quarter 3, 2021
400	220
401	0
402	19,546
403	540
404	264
405	20,972
406	0
407	196
408	168
409	0
410	2,608
411	720
412	180
413	168
414	0
415	0
416	120
417	420
418	0
420	870
421	2,253
422	780
423	0
424	105
425	0
426	0
427	612
<b>Totals</b>	<b>50,742</b>

# Oxymorphone Usage Q3 2021

## Oxymorphone Doses per 1000 by Patient Address

Doses per 1000 by Patient Address  
Quarter 3 (Jul 01 - Sep 30) 2021



# Oxymorphone Usage

## Q3 2021

Actual Number of Oxymorphone Doses for Quarter 3, 2021							
COUNTY	# DOSES	COUNTY	# DOSES	COUNTY	# DOSES	COUNTY	# DOSES
ADAIR	420	EDMONSON	0	KNOX	1,218	NICHOLAS	0
ALLEN	180	ELLIOTT	360	LARUE	630	OHIO	0
ANDERSON	240	ESTILL	510	LAUREL	1,888	OLDHAM	0
BALLARD	0	FAYETTE	3,760	LAWRENCE	0	OWEN	0
BARREN	0	FLEMING	240	LEE	270	OWSLEY	0
BATH	720	FLOYD	4,766	LESLIE	0	PENDLETON	0
BELL	480	FRANKLIN	450	LETCHER	0	PERRY	540
BOONE	238	FULTON	0	LEWIS	360	PIKE	1,088
BOURBON	0	GALLATIN	0	LINCOLN	180	POWELL	540
BOYD	0	GARRARD	270	LIVINGSTON	510	PULASKI	1,198
BOYLE	0	GRANT	0	LOGAN	183	ROBERTSON	0
BRACKEN	0	GRAVES	0	LYON	0	ROCKCASTLE	360
BREATHITT	84	GRAYSON	0	MADISON	1,194	ROWAN	600
BRECKINRIDGE	0	GREEN	868	MAGOFFIN	0	RUSSELL	0
BULLITT	720	GREENUP	180	MARION	0	SCOTT	190
BUTLER	0	HANCOCK	0	MARSHALL	0	SHELBY	40
CALDWELL	0	HARDIN	1,564	MARTIN	0	SIMPSON	0
CALLOWAY	360	HARLAN	348	MASON	270	SPENCER	540
CAMPBELL	536	HARRISON	190	MCCRACKEN	0	TAYLOR	252
CARLISLE	0	HART	270	MCCREARY	366	TODD	0
CARROLL	180	HENDERSON	375	MCLEAN	0	TRIGG	656
CARTER	392	HENRY	120	MEADE	0	TRIMBLE	0
CASEY	0	HICKMAN	0	MENIFEE	180	UNION	135
CHRISTIAN	480	HOPKINS	0	MERCER	360	WARREN	420
CLARK	750	JACKSON	416	METCALFE	0	WASHINGTON	0
CLAY	1,652	JEFFERSON	6,890	MONROE	0	WAYNE	90
CLINTON	0	JESSAMINE	990	MONTGOMERY	1,050	WEBSTER	90
CRITTENDEN	0	JOHNSON	678	MORGAN	30	WHITLEY	3,740
CUMBERLAND	0	KENTON	654	MUHLENBERG	168	WOLFE	360
DAVIESS	0	KNOTT	0	NELSON	480	WOODFORD	0
						<b>TOTAL</b>	<b>51,507</b>



# Per 1000 Oxymorphone Usage Q3 2021

Actual Number of Oxymorphone Doses per 1,000 Residents for Quarter 3, 2021							
COUNTY	PER 1000	COUNTY	PER 1000	COUNTY	PER 1000	COUNTY	PER 1000
ADAIR	22	EDMONSON	0	KNOX	38	NICHOLAS	0
ALLEN	9	ELLIOTT	47	LARUE	45	OHIO	0
ANDERSON	11	ESTILL	36	LAUREL	31	OLDHAM	0
BALLARD	0	FAYETTE	12	LAWRENCE	0	OWEN	0
BARREN	0	FLEMING	17	LEE	41	OWSLEY	0
BATH	58	FLOYD	128	LESLIE	0	PENDLETON	0
BELL	18	FRANKLIN	9	LETCHER	0	PERRY	20
BOONE	2	FULTON	0	LEWIS	27	PIKE	18
BOURBON	0	GALLATIN	0	LINCOLN	7	POWELL	44
BOYD	0	GARRARD	16	LIVINGSTON	55	PULASKI	19
BOYLE	0	GRANT	0	LOGAN	7	ROBERTSON	0
BRACKEN	0	GRAVES	0	LYON	0	ROCKCASTLE	21
BREATHITT	6	GRAYSON	0	MADISON	13	ROWAN	25
BRECKINRIDGE	0	GREEN	78	MAGOFFIN	0	RUSSELL	0
BULLITT	9	GREENUP	5	MARION	0	SCOTT	4
BUTLER	0	HANCOCK	0	MARSHALL	0	SHELBY	1
CALDWELL	0	HARDIN	15	MARTIN	0	SIMPSON	0
CALLOWAY	9	HARLAN	13	MASON	16	SPENCER	30
CAMPBELL	6	HARRISON	10	MCCRACKEN	0	TAYLOR	10
CARLISLE	0	HART	14	MCCREARY	21	TODD	0
CARROLL	17	HENDERSON	8	MCLEAN	0	TRIGG	46
CARTER	14	HENRY	8	MEADE	0	TRIMBLE	0
CASEY	0	HICKMAN	0	MENIFEE	28	UNION	9
CHRISTIAN	7	HOPKINS	0	MERCER	17	WARREN	3
CLARK	21	JACKSON	31	METCALFE	0	WASHINGTON	0
CLAY	80	JEFFERSON	9	MONROE	0	WAYNE	4
CLINTON	0	JESSAMINE	19	MONTGOMERY	38	WEBSTER	7
CRITTENDEN	0	JOHNSON	30	MORGAN	2	WHITLEY	104
CUMBERLAND	0	KENTON	4	MUHLENBERG	5	WOLFE	50
DAVISS	0	KNOTT	0	NELSON	11	WOODFORD	0