

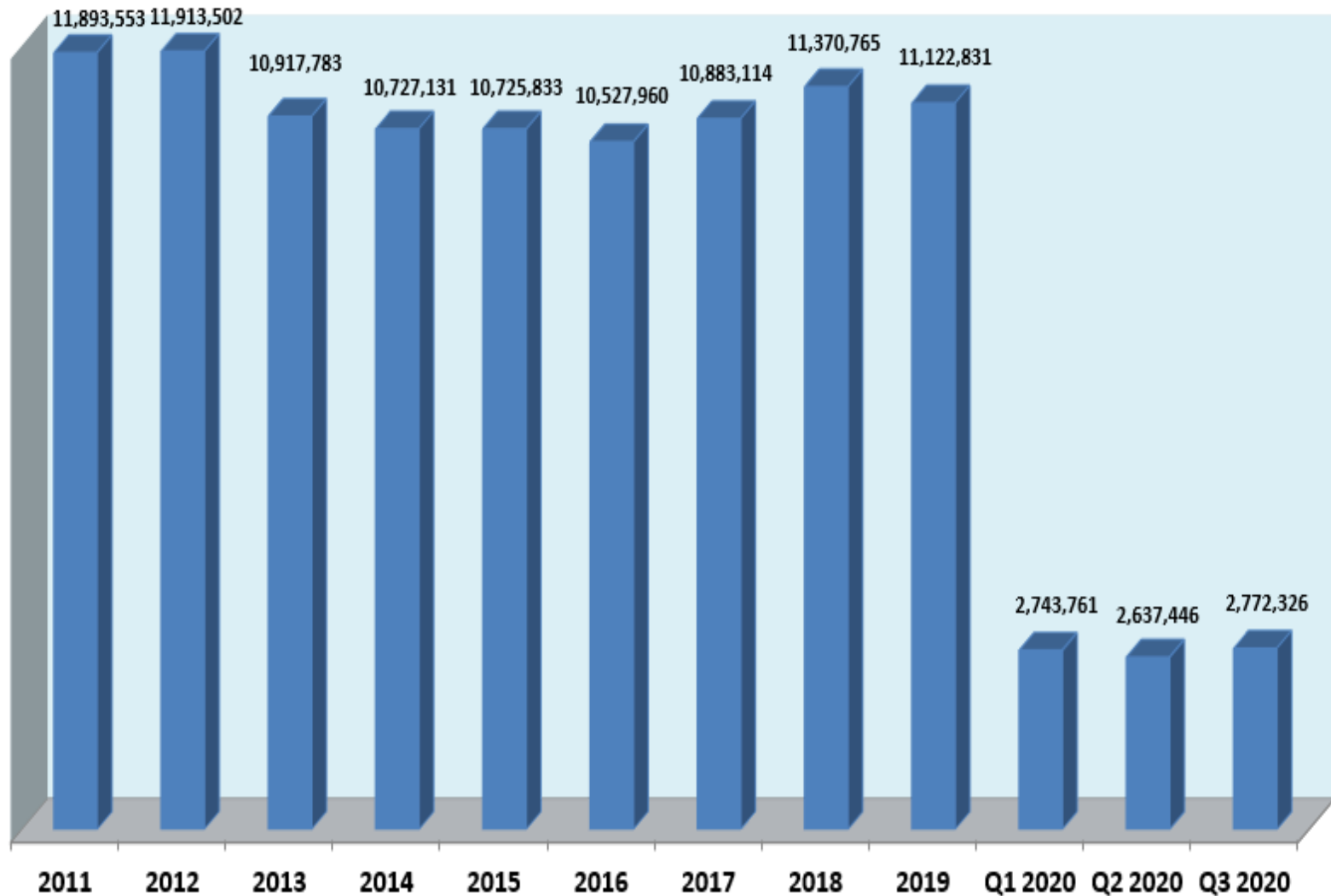
Kentucky All Schedule Prescription Electronic Reporting

Quarterly Trend Report 3rd Quarter 2020

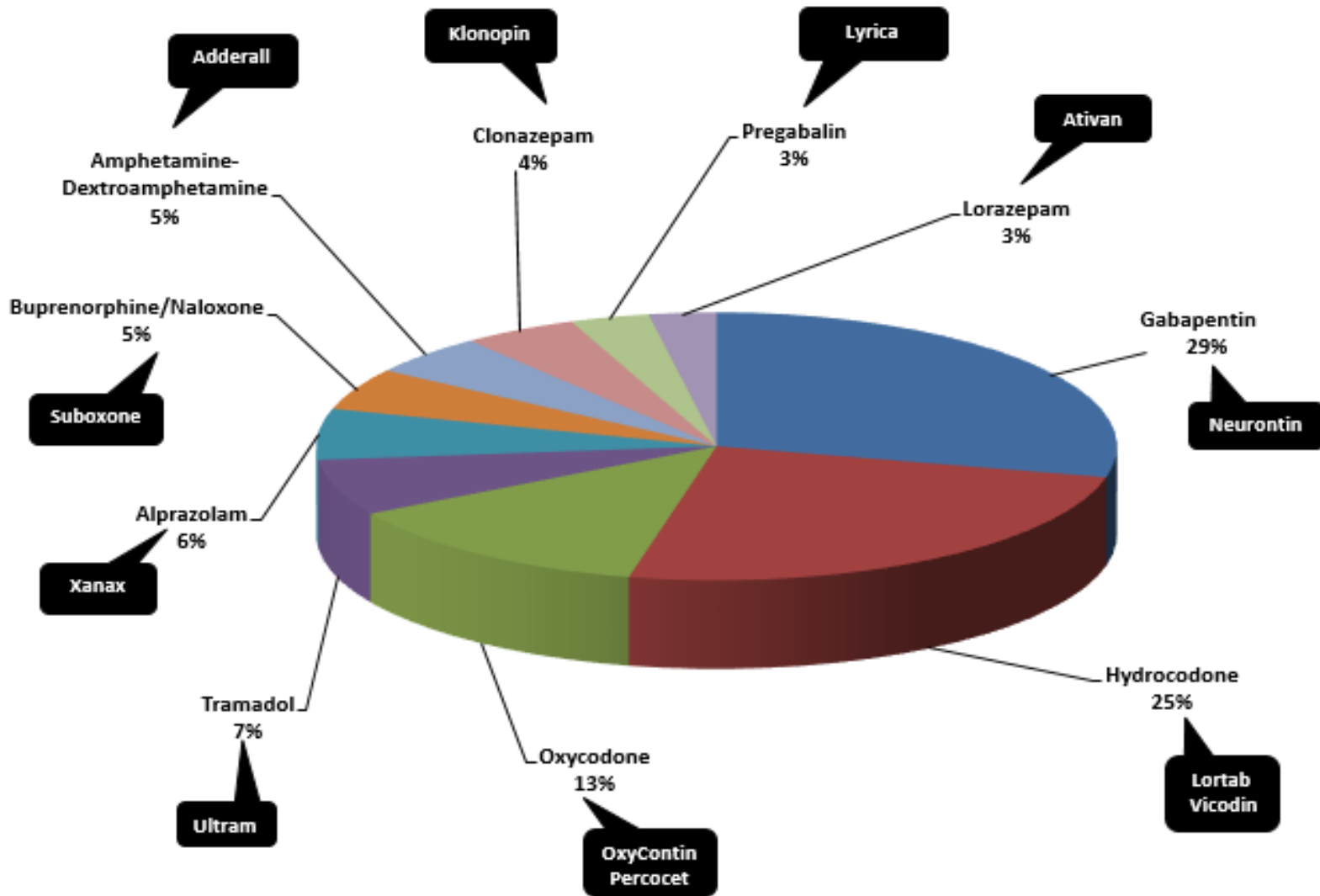
Cabinet for Health and Family Services
Office of Inspector General
275 E. Main Street
Frankfort, KY 40621



KASPER Records Added 2011 – Q3 2020




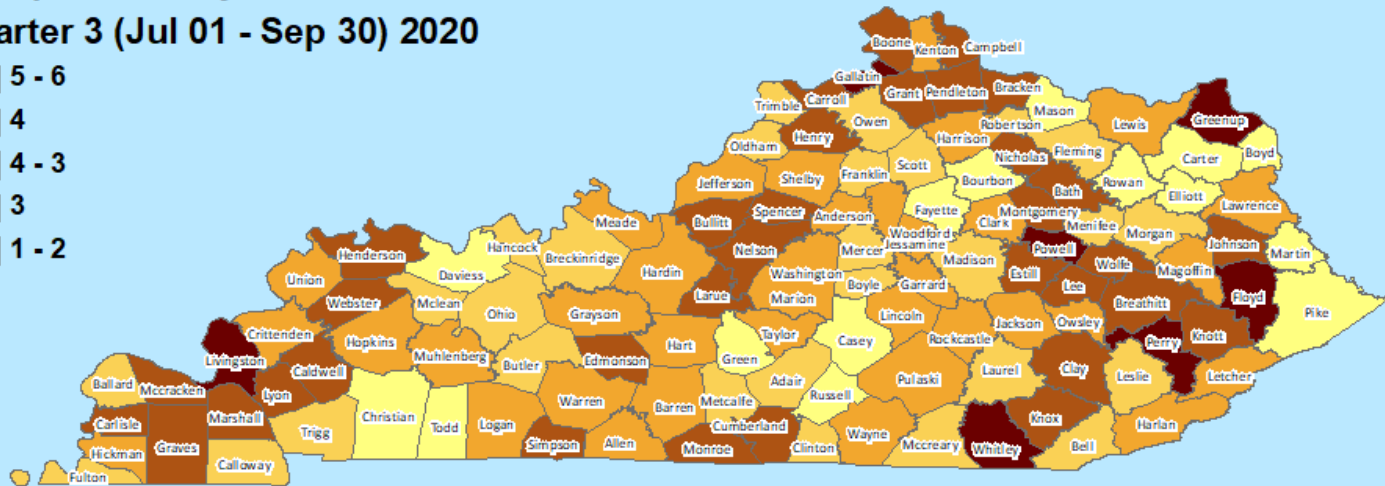
Top Prescribed Controlled Substances by Therapeutic Category by Doses – Q3 2020



Opioid Morphine Equivalent Dose (MED) Data Q3 2020

Rate of Patients Receiving Daily MED ≥ 90 per 1,000 Residents by Patient Address Patient Ages 18 - 65 (Data Excludes Buprenorphine/Naloxone)

Rate per 1,000 by Patient Address
Quarter 3 (Jul 01 - Sep 30) 2020



Opioid Morphine Equivalent Dose (MED) Data Q3 2020

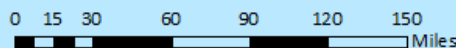
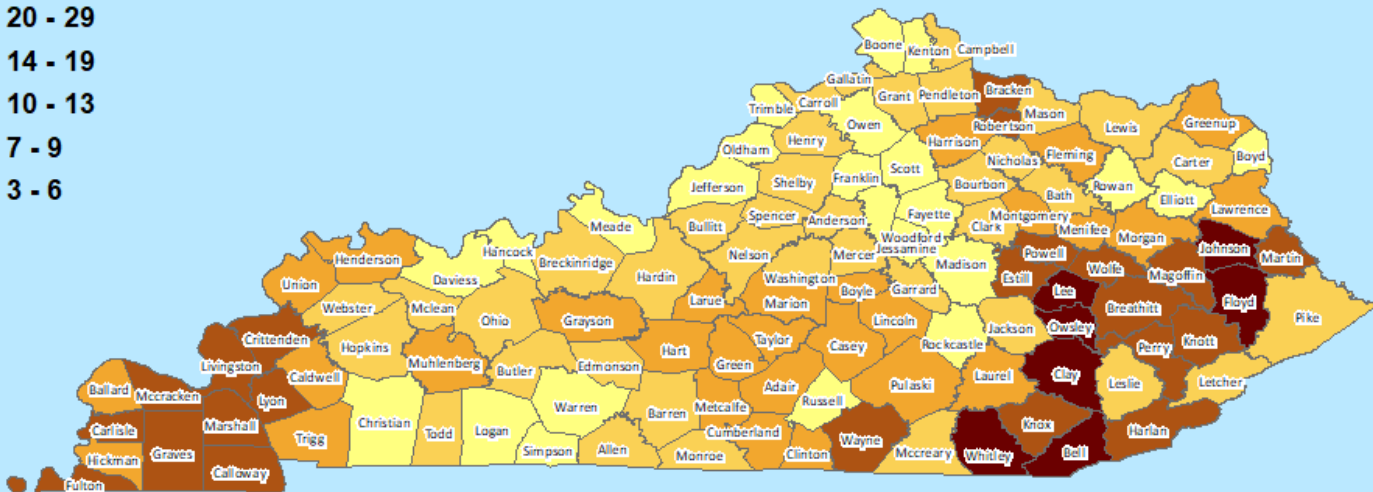
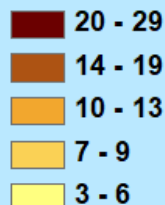
**Rate of Patients Receiving Daily Morphine Equivalent Dosage \geq 90 per 1,000 Residents for Quarter 3, 2020
Patient Ages 18 - 65 (Data Excludes Buprenorphine/Naloxone)**

COUNTY	PER 1000	COUNTY	PER 1000	COUNTY	PER 1000	COUNTY	PER 1000
ADAIR	2	EDMONSON	3	KNOX	4	NICHOLAS	4
ALLEN	3	ELLIOTT	2	LARUE	4	OHIO	2
ANDERSON	3	ESTILL	4	LAUREL	3	OLDHAM	3
BALLARD	3	FAYETTE	2	LAWRENCE	3	OWEN	3
BARREN	3	FLEMING	3	LEE	4	OWSLEY	3
BATH	3	FLOYD	5	LESLIE	3	PENDLETON	4
BELL	2	FRANKLIN	2	LETCHER	3	PERRY	6
BOONE	4	FULTON	2	LEWIS	3	PIKE	2
BOURBON	2	GALLATIN	5	LINCOLN	3	POWELL	6
BOYD	2	GARRARD	3	LIVINGSTON	5	PULASKI	3
BOYLE	2	GRANT	4	LOGAN	3	ROBERTSON	2
BRACKEN	4	GRAVES	4	LYON	4	ROCKCASTLE	3
BREATHITT	4	GRAYSON	3	MADISON	3	ROWAN	2
BRECKINRIDGE	3	GREEN	2	MAGOFFIN	3	RUSSELL	1
BULLITT	4	GREENUP	5	MARION	3	SCOTT	2
BUTLER	3	HANCOCK	2	MARSHALL	4	SHELBY	3
CALDWELL	4	HARDIN	3	MARTIN	1	SIMPSON	4
CALLOWAY	2	HARLAN	3	MASON	1	SPENCER	4
CAMPBELL	3	HARRISON	3	MCCRACKEN	3	TAYLOR	3
CARLISLE	4	HART	3	MCCREARY	3	TODD	2
CARROLL	4	HENDERSON	4	MCLEAN	3	TRIGG	3
CARTER	2	HENRY	4	MEADE	3	TRIMBLE	3
CASEY	2	HICKMAN	3	MENIFEE	3	UNION	3
CHRISTIAN	2	HOPKINS	3	MERCER	3	WARREN	3
CLARK	3	JACKSON	3	METCALFE	2	WASHINGTON	3
CLAY	4	JEFFERSON	3	MONROE	4	WAYNE	3
CLINTON	2	JESSAMINE	3	MONTGOMERY	4	WEBSTER	3
CRITTENDEN	3	JOHNSON	4	MORGAN	2	WHITLEY	5
CUMBERLAND	4	KENTON	3	MUHLENBERG	3	WOLFE	4
DAVISS	1	KNOTT	4	NELSON	4	WOODFORD	3

Patients with Seven or More Days of Overlapping Opioid and Benzodiazepine Prescriptions Q3 2020

Opioid and Benzodiazepine 7-Day Overlap by Patient Address

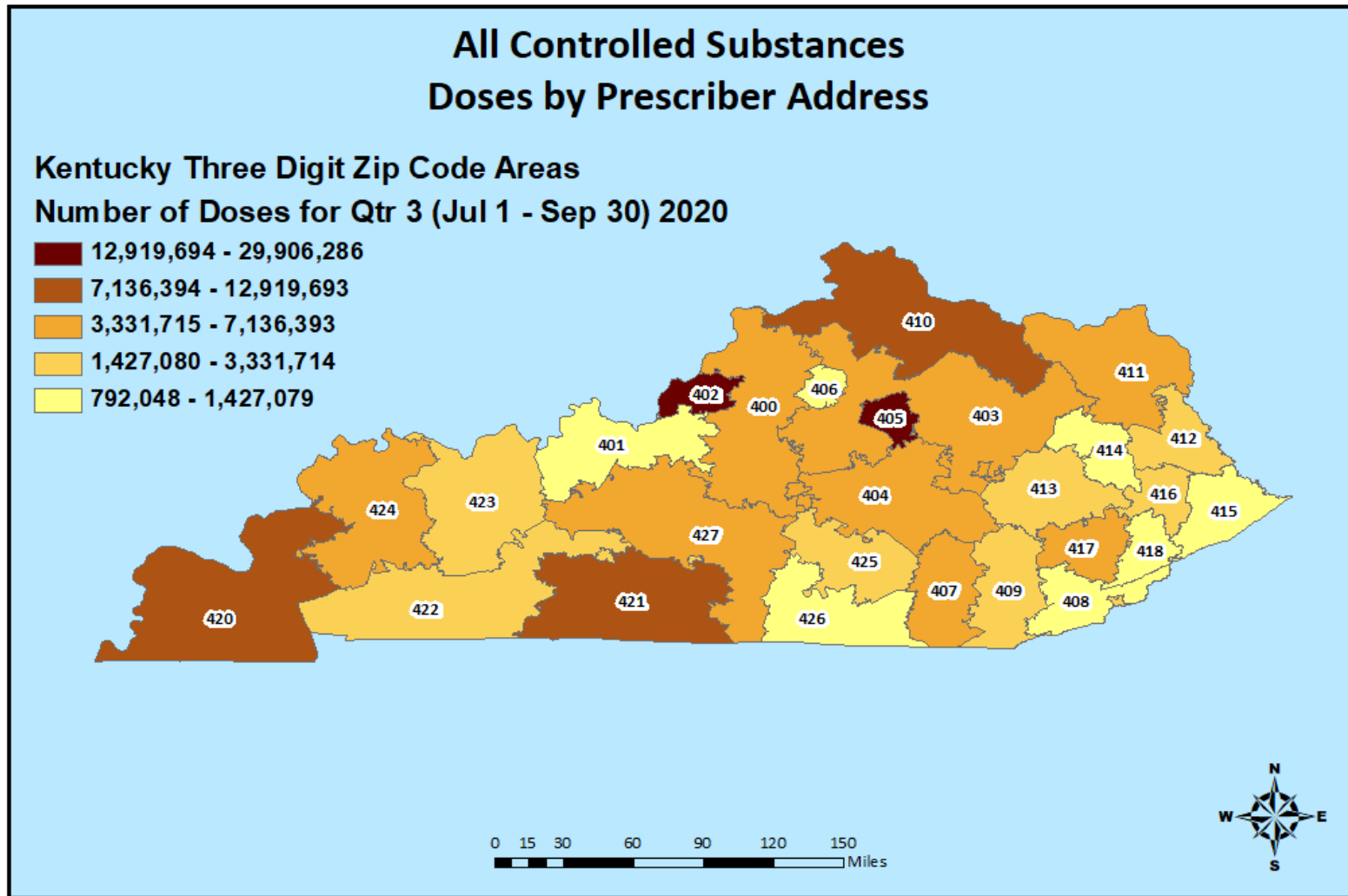
Rate per 1,000 of 7-Day Overlap by Patient Address
Quarter 3 (Jul 01 - Sep 30) 2020



Patients with Seven or More Days of Overlapping Opioid and Benzodiazepine Prescriptions Q3 2020

Rate of Patients With at Least a 7-Day Overlap of Opioids and Benzodiazepines per 1,000 for Quarter 3, 2020							
COUNTY	PER 1000	COUNTY	PER 1000	COUNTY	PER 1000	COUNTY	PER 1000
ADAIR	12	EDMONSON	8	KNOX	16	NICHOLAS	8
ALLEN	8	ELLIOTT	6	LARUE	12	OHIO	8
ANDERSON	7	ESTILL	13	LAUREL	9	OLDHAM	3
BALLARD	12	FAYETTE	4	LAWRENCE	13	OWEN	6
BARREN	9	FLEMING	9	LEE	25	OWSLEY	24
BATH	7	FLOYD	22	LESLIE	7	PENDLETON	6
BELL	29	FRANKLIN	6	LETCHER	6	PERRY	17
BOONE	5	FULTON	14	LEWIS	8	PIKE	6
BOURBON	7	GALLATIN	7	LINCOLN	10	POWELL	16
BOYD	5	GARRARD	7	LIVINGSTON	18	PULASKI	10
BOYLE	10	GRANT	6	LOGAN	5	ROBERTSON	13
BRACKEN	14	GRAVES	14	LYON	15	ROCKCASTLE	6
BREATHITT	14	GRAYSON	9	MADISON	6	ROWAN	5
BRECKINRIDGE	7	GREEN	9	MAGOFFIN	19	RUSSELL	4
BULLITT	6	GREENUP	10	MARION	9	SCOTT	5
BUTLER	7	HANCOCK	6	MARSHALL	16	SHELBY	7
CALDWELL	11	HARDIN	6	MARTIN	18	SIMPSON	4
CALLOWAY	14	HARLAN	13	MASON	7	SPENCER	7
CAMPBELL	6	HARRISON	9	MCCRACKEN	14	TAYLOR	11
CARLISLE	16	HART	9	MCCREARY	8	TODD	6
CARROLL	7	HENDERSON	11	MCLEAN	8	TRIGG	9
CARTER	7	HENRY	7	MEADE	4	TRIMBLE	6
CASEY	12	HICKMAN	9	MENIFEE	10	UNION	10
CHRISTIAN	5	HOPKINS	7	MERCER	7	WARREN	5
CLARK	6	JACKSON	8	METCALFE	10	WASHINGTON	8
CLAY	23	JEFFERSON	6	MONROE	6	WAYNE	15
CLINTON	12	JESSAMINE	6	MONTGOMERY	11	WEBSTER	8
CRITTENDEN	14	JOHNSON	23	MORGAN	11	WHITLEY	20
CUMBERLAND	10	KENTON	5	MUHLENBERG	9	WOLFE	18
DAVISS	4	KNOTT	15	NELSON	7	WOODFORD	5

Controlled Substance Prescribing Q3 2020




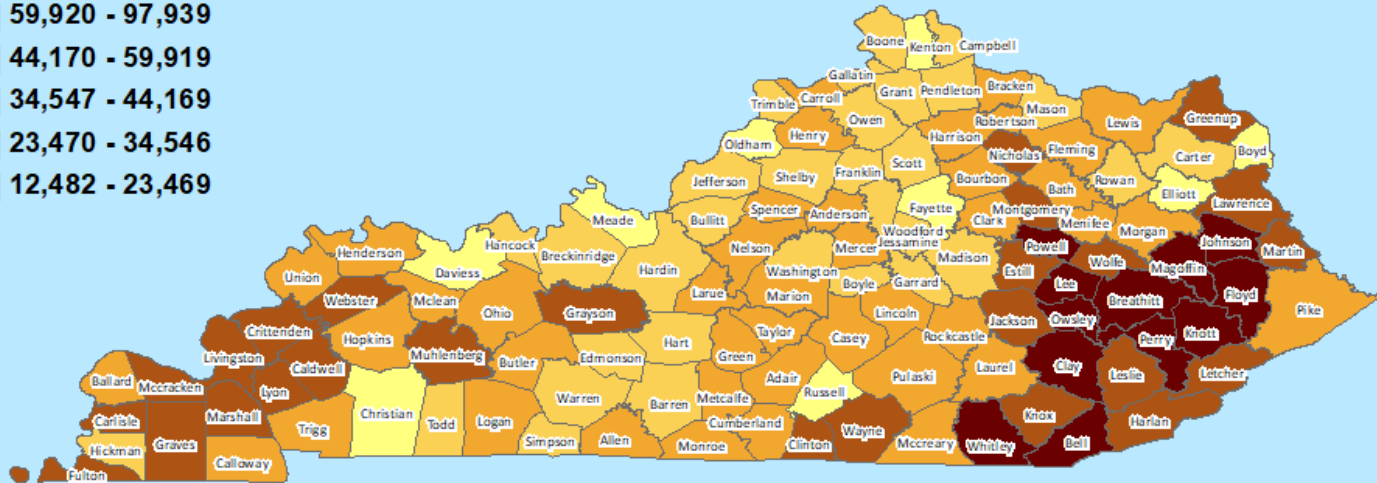

Controlled Substance Prescribing Q3 2020

3 Digit Zip	Doses By Prescriber Zip-Actual Number of all Controlled Substances for Quarter 3, 2020
400	4,106,556
401	1,427,079
402	29,906,286
403	7,136,393
404	5,272,178
405	19,535,068
406	1,158,629
407	5,546,700
408	911,664
409	3,331,714
410	12,919,693
411	3,897,305
412	2,383,067
413	2,094,957
414	997,620
415	792,048
416	2,125,753
417	4,019,865
418	889,288
420	10,315,950
421	8,845,858
422	2,119,066
423	2,391,746
424	4,185,517
425	2,416,816
426	1,411,156
427	6,078,578
Totals	146,216,550

Controlled Substance Usage Q3 2020

All Controlled Substances Usage Dosage Rate per 1000 by Patient Address

Doses per 1000 by Patient Address
Quarter 3 (Jul 01 - Sep 30) 2020



Controlled Substance Usage

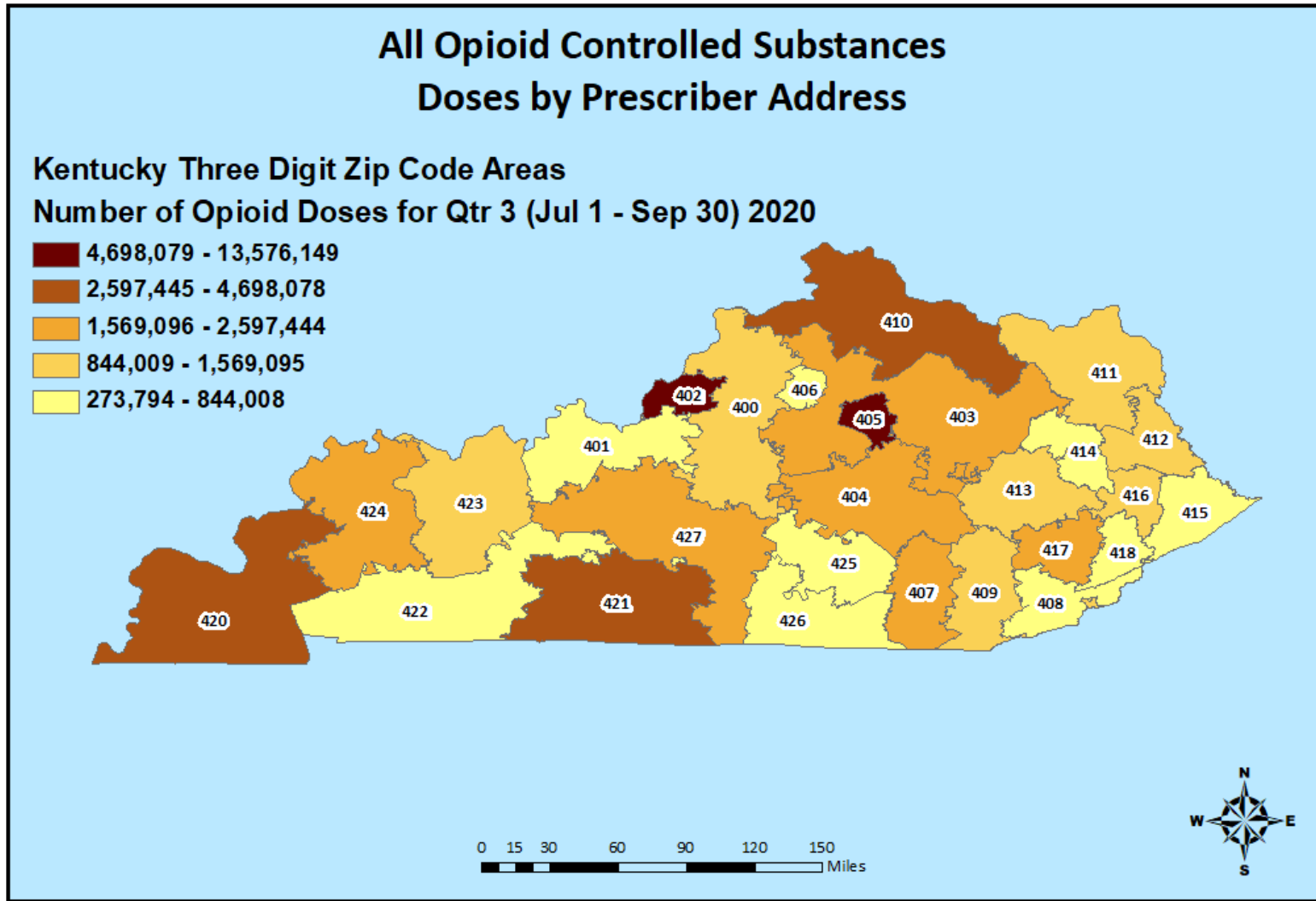
Q3 2020

Actual Number of All Controlled Substances Doses for Quarter 3, 2020							
COUNTY	# DOSES	COUNTY	# DOSES	COUNTY	# DOSES	COUNTY	# DOSES
ADAIR	693,486	EDMONSON	394,406	KNOX	1,583,169	NICHOLAS	318,388
ALLEN	753,677	ELLIOTT	178,028	LARUE	570,635	OHIO	968,634
ANDERSON	787,963	ESTILL	846,923	LAUREL	2,444,959	OLDHAM	1,430,921
BALLARD	288,238	FAYETTE	7,188,323	LAWRENCE	747,915	OWEN	296,485
BARREN	1,492,839	FLEMING	534,828	LEE	516,357	OWSLEY	439,842
BATH	532,277	FLOYD	2,794,421	LESLIE	535,425	PENDLETON	444,119
BELL	1,676,881	FRANKLIN	1,540,346	LETCHER	1,350,446	PERRY	2,137,256
BOONE	3,354,231	FULTON	286,154	LEWIS	532,248	PIKE	2,262,399
BOURBON	743,491	GALLATIN	263,678	LINCOLN	942,940	POWELL	800,378
BOYD	1,060,796	GARRARD	536,544	LIVINGSTON	520,906	PULASKI	2,506,135
BOYLE	1,036,994	GRANT	745,973	LOGAN	958,885	ROBERTSON	81,296
BRACKEN	339,425	GRAVES	1,710,913	LYON	366,510	ROCKCASTLE	675,058
BREATHITT	830,261	GRAYSON	1,283,583	MADISON	2,995,983	ROWAN	665,295
BRECKINRIDGE	645,369	GREEN	387,319	MAGOFFIN	867,288	RUSSELL	221,205
BULLITT	2,421,604	GREENUP	1,712,819	MARION	676,876	SCOTT	1,538,531
BUTLER	457,677	HANCOCK	237,409	MARSHALL	1,510,367	SHELBY	1,399,895
CALDWELL	573,214	HARDIN	3,505,264	MARTIN	691,900	SIMPSON	569,833
CALLOWAY	1,403,451	HARLAN	1,515,441	MASON	493,490	SPENCER	646,845
CAMPBELL	2,457,685	HARRISON	745,343	MCCRACKEN	3,023,602	TAYLOR	1,045,285
CARLISLE	217,627	HART	625,729	MCCREARY	720,309	TODD	407,059
CARROLL	445,982	HENDERSON	1,969,713	MCLEAN	415,845	TRIGG	537,677
CARTER	875,310	HENRY	561,135	MEADE	642,863	TRIMBLE	247,702
CASEY	555,399	HICKMAN	132,338	MENIFEE	282,023	UNION	636,073
CHRISTIAN	1,697,995	HOPKINS	1,925,307	MERCER	775,622	WARREN	3,592,925
CLARK	1,434,341	JACKSON	613,767	METCALFE	431,013	WASHINGTON	373,510
CLAY	1,727,485	JEFFERSON	22,111,095	MONROE	433,587	WAYNE	918,451
CLINTON	461,366	JESSAMINE	1,697,531	MONTGOMERY	1,278,044	WEBSTER	678,543
CRITTENDEN	429,376	JOHNSON	1,431,799	MORGAN	568,720	WHITLEY	2,672,014
CUMBERLAND	297,609	KENTON	3,792,484	MUHLENBERG	1,644,491	WOLFE	428,960
DAVISS	2,073,278	KNOTT	1,013,302	NELSON	1,666,471	WOODFORD	796,096
TOTAL						153,972,941	

Per 1000 Controlled Substance Usage Q3 2020

Actual Number of All Controlled Substances Doses per 1,000 Residents for Quarter 3, 2020							
COUNTY	PER 1000	COUNTY	PER 1000	COUNTY	PER 1000	COUNTY	PER 1000
ADAIR	35,969	EDMONSON	32,558	KNOX	49,963	NICHOLAS	44,945
ALLEN	36,531	ELLIOTT	23,462	LARUE	40,482	OHIO	39,734
ANDERSON	35,561	ESTILL	59,196	LAUREL	40,580	OLDHAM	21,826
BALLARD	35,788	FAYETTE	22,573	LAWRENCE	47,148	OWEN	27,860
BARREN	33,934	FLEMING	36,867	LEE	78,474	OWSLEY	97,939
BATH	43,180	FLOYD	75,301	LESLIE	50,809	PENDLETON	30,503
BELL	61,839	FRANKLIN	30,466	LETCHER	59,300	PERRY	78,165
BOONE	26,096	FULTON	46,311	LEWIS	39,596	PIKE	37,361
BOURBON	37,119	GALLATIN	30,628	LINCOLN	38,689	POWELL	65,029
BOYD	22,039	GARRARD	31,028	LIVINGSTON	56,199	PULASKI	39,185
BOYLE	34,546	GRANT	29,931	LOGAN	36,058	ROBERTSON	37,724
BRACKEN	40,408	GRAVES	46,015	LYON	45,422	ROCKCASTLE	40,063
BREATHITT	62,501	GRAYSON	49,022	MADISON	33,457	ROWAN	27,209
BRECKINRIDGE	32,331	GREEN	35,020	MAGOFFIN	68,377	RUSSELL	12,482
BULLITT	30,595	GREENUP	47,720	MARION	35,245	SCOTT	28,506
BUTLER	35,631	HANCOCK	26,948	MARSHALL	48,155	SHELBY	30,165
CALDWELL	45,609	HARDIN	32,663	MARTIN	57,649	SIMPSON	31,512
CALLOWAY	36,513	HARLAN	55,780	MASON	28,708	SPENCER	35,397
CAMPBELL	26,653	HARRISON	39,973	MCCRACKEN	46,401	TAYLOR	41,158
CARLISLE	44,825	HART	33,593	MCCREARY	41,135	TODD	33,108
CARROLL	41,763	HENDERSON	42,586	MCLEAN	43,889	TRIGG	37,695
CARTER	32,364	HENRY	35,474	MEADE	22,857	TRIMBLE	28,736
CASEY	35,118	HICKMAN	28,601	MENIFEE	44,011	UNION	42,747
CHRISTIAN	23,469	HOPKINS	41,942	MERCER	36,114	WARREN	28,622
CLARK	40,044	JACKSON	45,913	METCALFE	43,024	WASHINGTON	30,643
CLAY	83,188	JEFFERSON	28,890	MONROE	40,951	WAYNE	44,905
CLINTON	45,334	JESSAMINE	32,422	MONTGOMERY	46,021	WEBSTER	50,957
CRITTENDEN	46,732	JOHNSON	62,312	MORGAN	42,767	WHITLEY	74,025
CUMBERLAND	44,169	KENTON	22,992	MUHLENBERG	53,000	WOLFE	59,919
DAVISS	20,801	KNOTT	65,189	NELSON	36,578	WOODFORD	30,474

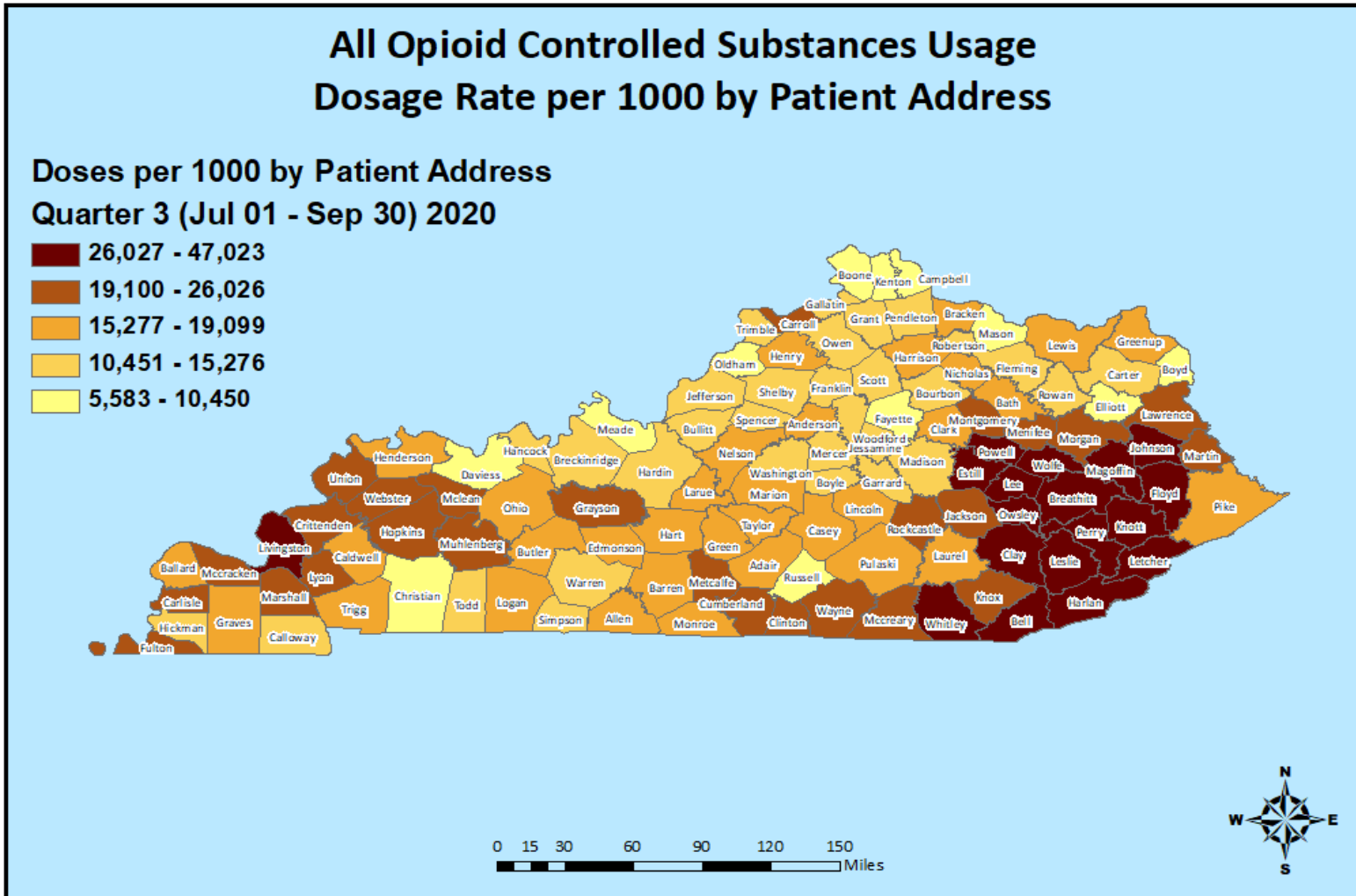
Opioid Prescribing Q3 2020



Opioid Prescribing Q3 2020

3 Digit Zip	Doses By Prescriber Zip-Actual Number of All Opioids for Quarter 3, 2020
400	1,365,359
401	487,218
402	13,576,149
403	2,549,877
404	2,352,812
405	8,806,149
406	622,879
407	2,517,008
408	424,201
409	1,569,095
410	4,698,078
411	1,399,722
412	1,020,652
413	1,052,015
414	455,885
415	273,794
416	918,980
417	2,110,851
418	383,845
420	4,572,636
421	4,270,716
422	685,472
423	963,516
424	1,848,455
425	844,008
426	668,601
427	2,597,444
Totals	63,035,417

Opioid Usage Q3 2020



Opioid Usage

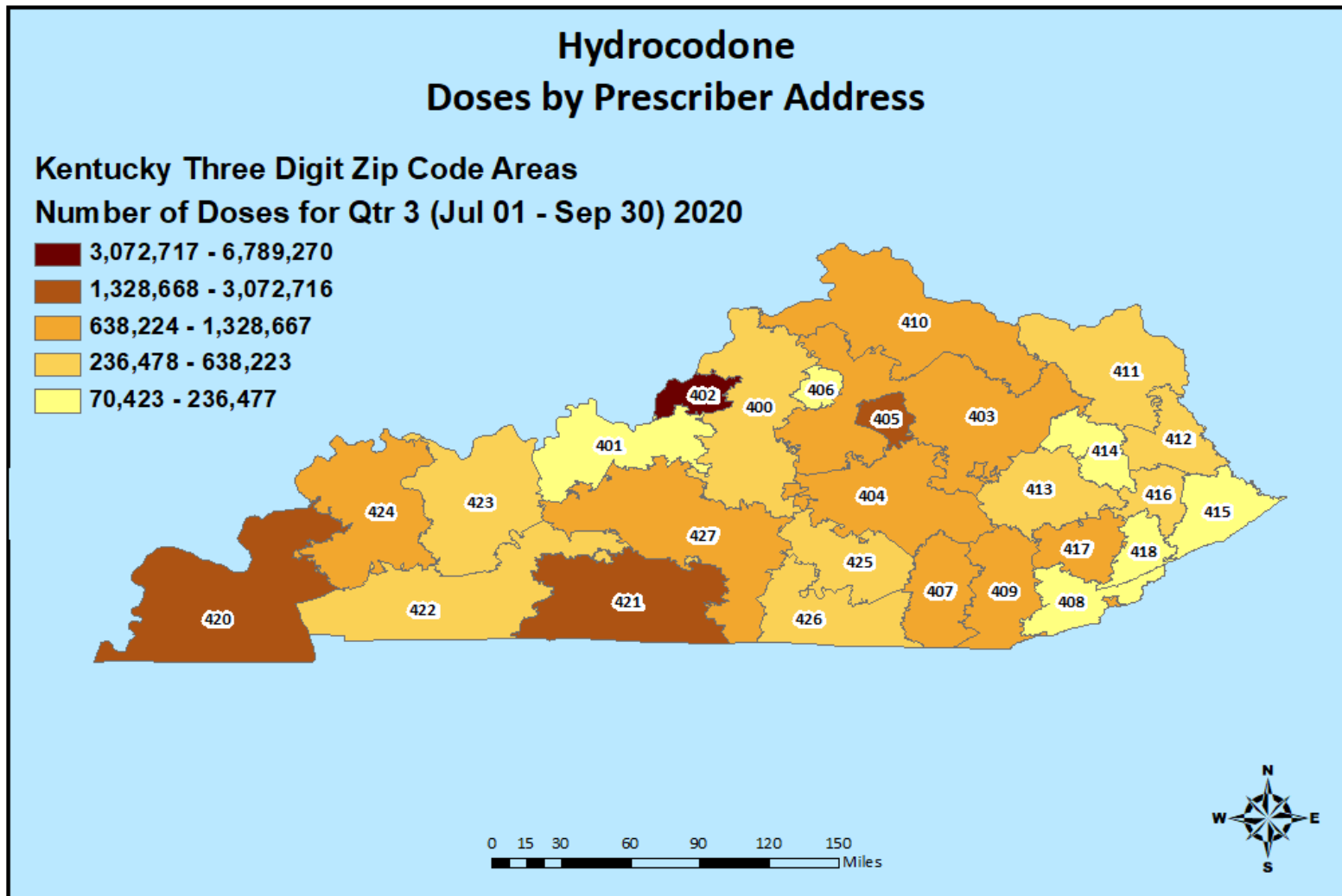
Q3 2020

Actual Number of All Opioid Doses for Quarter 3, 2020							
COUNTY	# DOSES	COUNTY	# DOSES	COUNTY	# DOSES	COUNTY	# DOSES
ADAIR	328,569	EDMONSON	195,704	KNOX	699,888	NICHOLAS	130,127
ALLEN	373,453	ELLIOTT	78,392	LARUE	250,198	OHIO	460,879
ANDERSON	349,772	ESTILL	403,595	LAUREL	1,087,202	OLDHAM	503,399
BALLARD	133,963	FAYETTE	2,495,682	LAWRENCE	322,295	OWEN	125,592
BARREN	679,573	FLEMING	206,369	LEE	240,977	OWSLEY	211,179
BATH	232,328	FLOYD	1,360,611	LESLIE	300,642	PENDLETON	190,744
BELL	832,725	FRANKLIN	646,310	LETCHER	632,118	PERRY	1,037,208
BOONE	1,241,441	FULTON	131,657	LEWIS	222,061	PIKE	1,028,490
BOURBON	301,723	GALLATIN	125,135	LINCOLN	423,058	POWELL	373,880
BOYD	391,806	GARRARD	234,607	LIVINGSTON	250,862	PULASKI	1,070,145
BOYLE	425,287	GRANT	331,969	LOGAN	445,417	ROBERTSON	28,509
BRACKEN	132,523	GRAVES	708,332	LYON	159,848	ROCKCASTLE	376,090
BREATHITT	399,999	GRAYSON	583,045	MADISON	1,320,436	ROWAN	293,944
BRECKINRIDGE	289,784	GREEN	178,158	MAGOFFIN	399,303	RUSSELL	98,945
BULLITT	1,112,146	GREENUP	632,535	MARION	309,037	SCOTT	612,537
BUTLER	216,766	HANCOCK	106,435	MARSHALL	638,761	SHELBY	582,273
CALDWELL	240,039	HARDIN	1,518,086	MARTIN	266,358	SIMPSON	266,776
CALLOWAY	548,464	HARLAN	755,516	MASON	166,730	SPENCER	279,151
CAMPBELL	944,409	HARRISON	291,806	MCCRACKEN	1,286,861	TAYLOR	473,648
CARLISLE	98,217	HART	295,793	MCCREARY	354,136	TODD	179,198
CARROLL	211,438	HENDERSON	864,888	MCLEAN	201,265	TRIGG	233,198
CARTER	362,194	HENRY	247,538	MEADE	293,924	TRIMBLE	125,320
CASEY	248,621	HICKMAN	57,189	MENIFEE	136,994	UNION	307,883
CHRISTIAN	731,311	HOPKINS	958,609	MERCER	327,237	WARREN	1,568,510
CLARK	607,589	JACKSON	276,392	METCALFE	203,746	WASHINGTON	165,889
CLAY	838,605	JEFFERSON	9,494,429	MONROE	201,020	WAYNE	474,401
CLINTON	237,612	JESSAMINE	682,579	MONTGOMERY	552,634	WEBSTER	333,138
CRITTENDEN	211,402	JOHNSON	644,353	MORGAN	266,399	WHITLEY	1,186,074
CUMBERLAND	150,243	KENTON	1,432,799	MUHLENBERG	807,545	WOLFE	198,172
DAVISS	885,589	KNOTT	499,066	NELSON	739,298	WOODFORD	311,505
TOTAL						66,928,224	

Per 1000 Opioid Usage Q3 2020

Actual Number of All Opioid Doses per 1,000 Residents for Quarter 3, 2020							
COUNTY	PER 1000	COUNTY	PER 1000	COUNTY	PER 1000	COUNTY	PER 1000
ADAIR	17,042	EDMONSON	16,155	KNOX	22,088	NICHOLAS	18,369
ALLEN	18,102	ELLIOTT	10,331	LARUE	17,750	OHIO	18,906
ANDERSON	15,785	ESTILL	28,210	LAUREL	18,045	OLDHAM	7,678
BALLARD	16,633	FAYETTE	7,837	LAWRENCE	20,317	OWEN	11,802
BARREN	15,447	FLEMING	14,225	LEE	36,623	OWSLEY	47,023
BATH	18,847	FLOYD	36,664	LESLIE	28,529	PENDLETON	13,101
BELL	30,709	FRANKLIN	12,783	LETCHER	27,757	PERRY	37,933
BOONE	9,658	FULTON	21,307	LEWIS	16,520	PIKE	16,984
BOURBON	15,064	GALLATIN	14,535	LINCOLN	17,358	POWELL	30,377
BOYD	8,140	GARRARD	13,567	LIVINGSTON	27,065	PULASKI	16,733
BOYLE	14,168	GRANT	13,320	LOGAN	16,749	ROBERTSON	13,229
BRACKEN	15,777	GRAVES	19,050	LYON	19,810	ROCKCASTLE	22,320
BREATHITT	30,111	GRAYSON	22,267	MADISON	14,746	ROWAN	12,022
BRECKINRIDGE	14,518	GREEN	16,108	MAGOFFIN	31,481	RUSSELL	5,583
BULLITT	14,051	GREENUP	17,623	MARION	16,091	SCOTT	11,349
BUTLER	16,876	HANCOCK	12,081	MARSHALL	20,365	SHELBY	12,547
CALDWELL	19,099	HARDIN	14,146	MARTIN	22,193	SIMPSON	14,753
CALLOWAY	14,269	HARLAN	27,809	MASON	9,699	SPENCER	15,276
CAMPBELL	10,242	HARRISON	15,650	MCCRACKEN	19,749	TAYLOR	18,650
CARLISLE	20,230	HART	15,880	MCCREARY	20,224	TODD	14,575
CARROLL	19,799	HENDERSON	18,699	MCLEAN	21,242	TRIGG	16,349
CARTER	13,392	HENRY	15,649	MEADE	10,450	TRIMBLE	14,538
CASEY	15,721	HICKMAN	12,360	MENIFEE	21,379	UNION	20,691
CHRISTIAN	10,108	HOPKINS	20,883	MERCER	15,237	WARREN	12,495
CLARK	16,963	JACKSON	20,676	METCALFE	20,338	WASHINGTON	13,610
CLAY	40,384	JEFFERSON	12,405	MONROE	18,986	WAYNE	23,195
CLINTON	23,348	JESSAMINE	13,037	MONTGOMERY	19,900	WEBSTER	25,018
CRITTENDEN	23,008	JOHNSON	28,042	MORGAN	20,033	WHITLEY	32,859
CUMBERLAND	22,298	KENTON	8,687	MUHLENBERG	26,026	WOLFE	27,682
DAVIESS	8,885	KNOTT	32,107	NELSON	16,227	WOODFORD	11,924

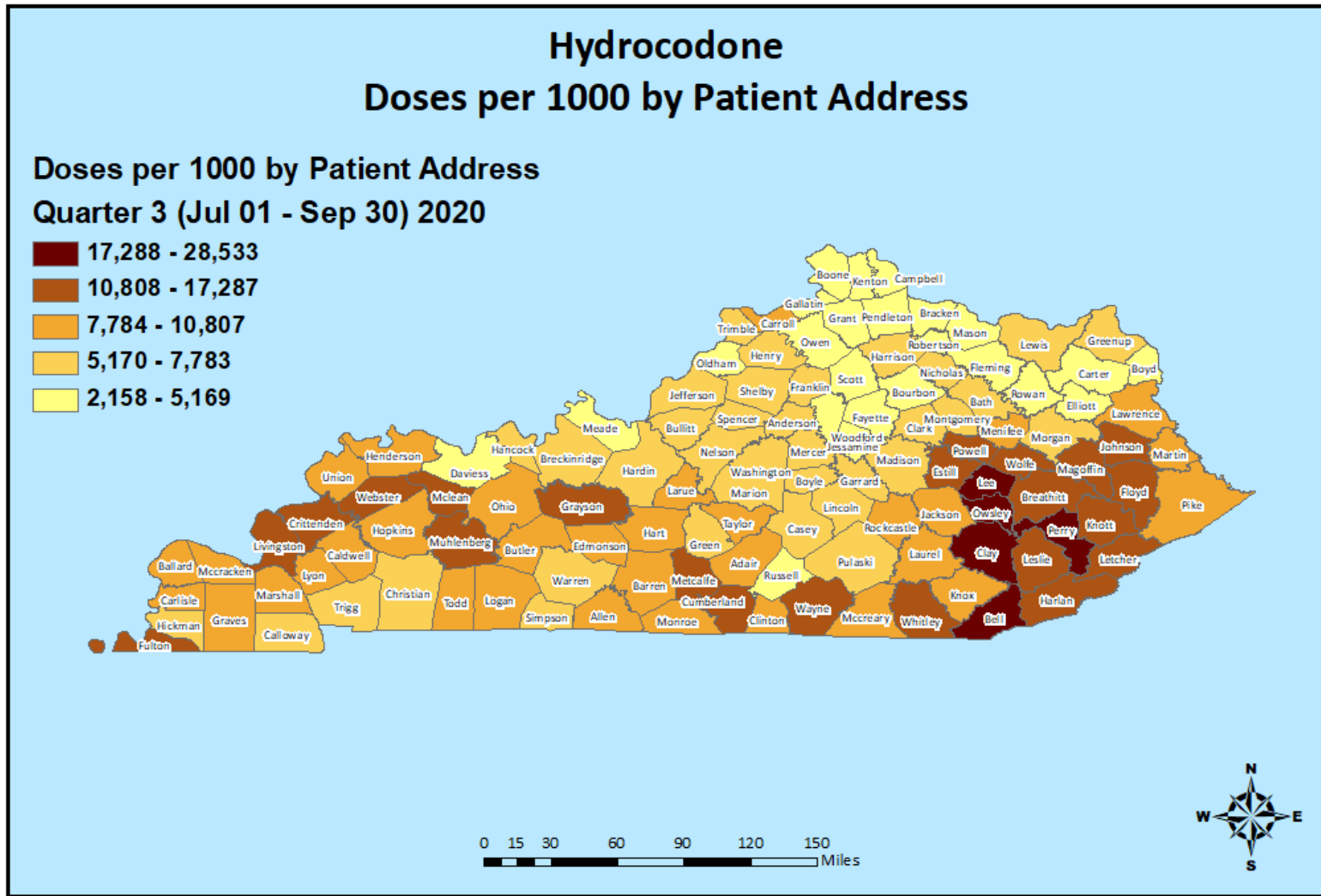
Hydrocodone Prescribing Q3 2020



Hydrocodone Prescribing Q3 2020

3 Digit Zip	Doses By Prescriber Zip-Actual Number of all Hydrocodone Doses for Quarter 3, 2020
400	638,223
401	236,477
402	6,789,270
403	950,533
404	1,044,287
405	3,072,716
406	233,378
407	1,275,444
408	198,155
409	915,116
410	1,328,667
411	516,939
412	359,480
413	531,516
414	210,067
415	70,423
416	494,423
417	1,295,121
418	111,949
420	2,296,880
421	2,403,038
422	390,601
423	468,285
424	1,023,054
425	367,701
426	381,982
427	1,309,015
Totals	28,912,740

Hydrocodone Usage Q3 2020



Hydrocodone Usage

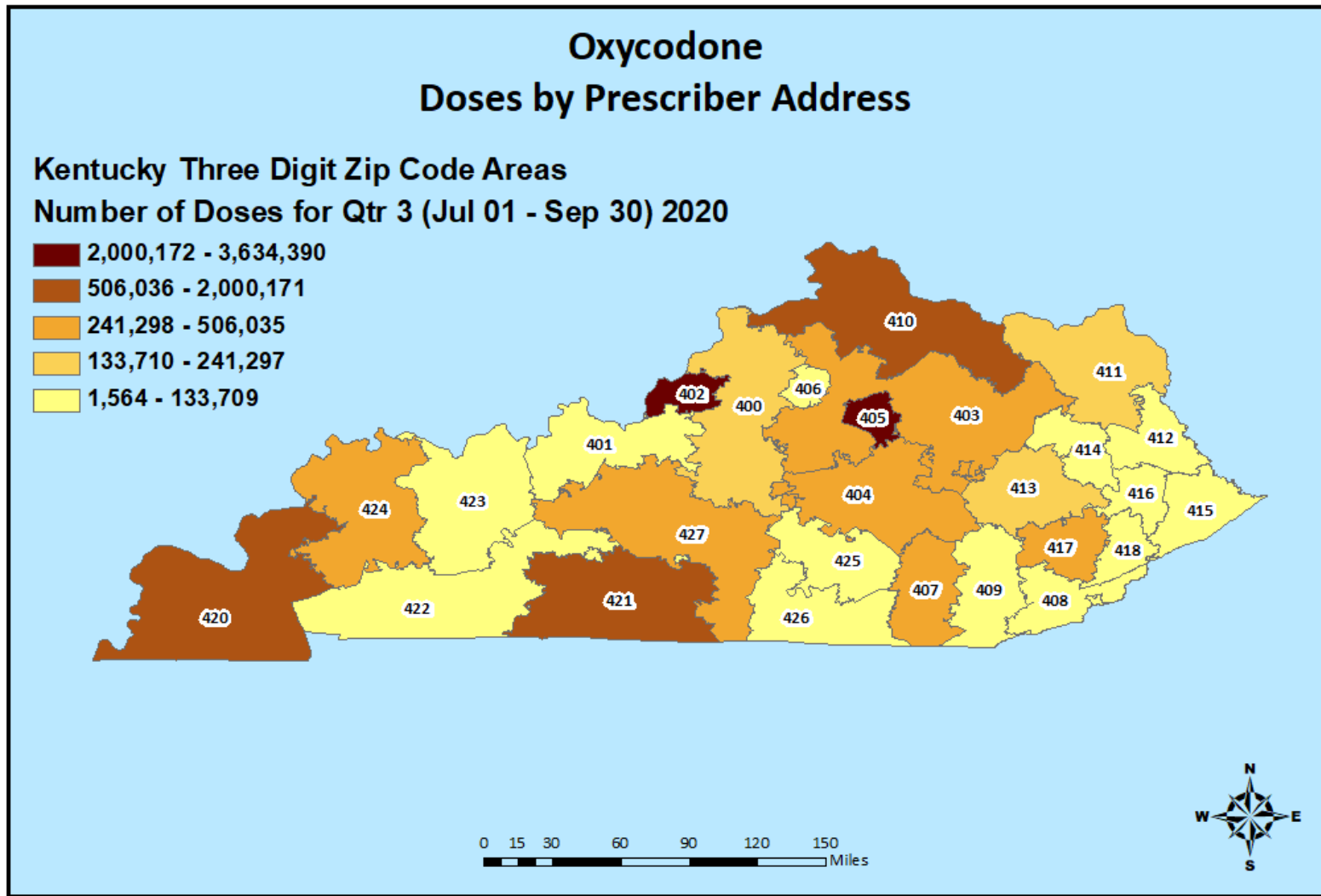
Q3 2020

Actual Number of Hydrocodone Doses for Quarter 3, 2020							
COUNTY	# DOSES	COUNTY	# DOSES	COUNTY	# DOSES	COUNTY	# DOSES
ADAIR	177,899	EDMONSON	101,983	KNOX	341,794	NICHOLAS	42,710
ALLEN	222,124	ELLIOTT	27,303	LARUE	126,058	OHIO	237,353
ANDERSON	165,607	ESTILL	170,308	LAUREL	485,116	OLDHAM	237,733
BALLARD	69,923	FAYETTE	856,349	LAWRENCE	127,285	OWEN	42,024
BARREN	365,296	FLEMING	74,987	LEE	137,441	OWSLEY	128,142
BATH	75,891	FLOYD	641,535	LESLIE	155,312	PENDLETON	56,658
BELL	495,697	FRANKLIN	283,258	LETCHER	296,075	PERRY	500,256
BOONE	329,123	FULTON	74,107	LEWIS	82,776	PIKE	510,548
BOURBON	95,782	GALLATIN	37,072	LINCOLN	187,195	POWELL	161,473
BOYD	123,597	GARRARD	90,377	LIVINGSTON	124,222	PULASKI	440,070
BOYLE	202,859	GRANT	86,080	LOGAN	247,289	ROBERTSON	10,573
BRACKEN	39,763	GRAVES	358,674	LYON	77,309	ROCKCASTLE	175,469
BREATHITT	192,217	GRAYSON	314,586	MADISON	492,128	ROWAN	91,874
BRECKINRIDGE	151,792	GREEN	81,288	MAGOFFIN	184,433	RUSSELL	51,552
BULLITT	542,622	GREENUP	219,382	MARION	141,342	SCOTT	217,510
BUTLER	128,751	HANCOCK	55,399	MARSHALL	300,826	SHELBY	269,794
CALDWELL	105,490	HARDIN	717,597	MARTIN	99,766	SIMPSON	122,197
CALLOWAY	292,337	HARLAN	326,287	MASON	56,046	SPENCER	137,233
CAMPBELL	263,936	HARRISON	99,938	MCCRACKEN	642,030	TAYLOR	218,727
CARLISLE	47,256	HART	150,338	MCCREARY	157,093	TODD	105,662
CARROLL	86,795	HENDERSON	432,612	MCLEAN	119,773	TRIGG	109,234
CARTER	114,081	HENRY	123,108	MEADE	143,957	TRIMBLE	57,275
CASEY	122,765	HICKMAN	29,472	MENIFEE	51,641	UNION	160,801
CHRISTIAN	384,978	HOPKINS	487,026	MERCER	146,637	WARREN	813,309
CLARK	201,893	JACKSON	122,881	METCALFE	126,031	WASHINGTON	63,896
CLAY	475,278	JEFFERSON	4,893,448	MONROE	111,007	WAYNE	239,180
CLINTON	102,830	JESSAMINE	223,370	MONTGOMERY	178,269	WEBSTER	174,307
CRITTENDEN	106,990	JOHNSON	296,763	MORGAN	98,529	WHITLEY	528,508
CUMBERLAND	80,074	KENTON	355,884	MUHLENBERG	433,324	WOLFE	105,513
DAVISS	467,434	KNOTT	241,797	NELSON	343,270	WOODFORD	114,243
						TOTAL	30,542,087

Per 1000 Hydrocodone Usage Q3 2020

Actual Number of Hydrocodone Doses per 1,000 Residents for Quarter 3, 2020							
COUNTY	PER 1000	COUNTY	PER 1000	COUNTY	PER 1000	COUNTY	PER 1000
ADAIR	9,227	EDMONSON	8,419	KNOX	10,787	NICHOLAS	6,029
ALLEN	10,767	ELLIOTT	3,598	LARUE	8,943	OHIO	9,736
ANDERSON	7,474	ESTILL	11,904	LAUREL	8,052	OLDHAM	3,626
BALLARD	8,682	FAYETTE	2,689	LAWRENCE	8,024	OWEN	3,949
BARREN	8,304	FLEMING	5,169	LEE	20,888	OWSLEY	28,533
BATH	6,156	FLOYD	17,287	LESLIE	14,738	PENDLETON	3,891
BELL	18,280	FRANKLIN	5,602	LETCHER	13,001	PERRY	18,296
BOONE	2,561	FULTON	11,993	LEWIS	6,158	PIKE	8,431
BOURBON	4,782	GALLATIN	4,306	LINCOLN	7,681	POWELL	13,119
BOYD	2,568	GARRARD	5,227	LIVINGSTON	13,402	PULASKI	6,881
BOYLE	6,758	GRANT	3,454	LOGAN	9,299	ROBERTSON	4,906
BRACKEN	4,734	GRAVES	9,646	LYON	9,581	ROCKCASTLE	10,414
BREATHITT	14,470	GRAYSON	12,014	MADISON	5,496	ROWAN	3,757
BRECKINRIDGE	7,604	GREEN	7,350	MAGOFFIN	14,541	RUSSELL	2,909
BULLITT	6,856	GREENUP	6,112	MARION	7,360	SCOTT	4,030
BUTLER	10,023	HANCOCK	6,288	MARSHALL	9,591	SHELBY	5,814
CALDWELL	8,394	HARDIN	6,687	MARTIN	8,312	SIMPSON	6,758
CALLOWAY	7,606	HARLAN	12,010	MASON	3,260	SPENCER	7,510
CAMPBELL	2,862	HARRISON	5,360	MCCRACKEN	9,853	TAYLOR	8,612
CARLISLE	9,733	HART	8,071	MCCREARY	8,971	TODD	8,594
CARROLL	8,128	HENDERSON	9,353	MCLEAN	12,641	TRIGG	7,658
CARTER	4,218	HENRY	7,783	MEADE	5,118	TRIMBLE	6,644
CASEY	7,763	HICKMAN	6,370	MENIFEE	8,059	UNION	10,807
CHRISTIAN	5,321	HOPKINS	10,610	MERCER	6,828	WARREN	6,479
CLARK	5,636	JACKSON	9,192	METCALFE	12,580	WASHINGTON	5,242
CLAY	22,887	JEFFERSON	6,394	MONROE	10,484	WAYNE	11,694
CLINTON	10,104	JESSAMINE	4,266	MONTGOMERY	6,419	WEBSTER	13,090
CRITTENDEN	11,645	JOHNSON	12,915	MORGAN	7,409	WHITLEY	14,642
CUMBERLAND	11,884	KENTON	2,158	MUHLENBERG	13,966	WOLFE	14,739
DAVISS	4,690	KNOTT	15,556	NELSON	7,535	WOODFORD	4,373

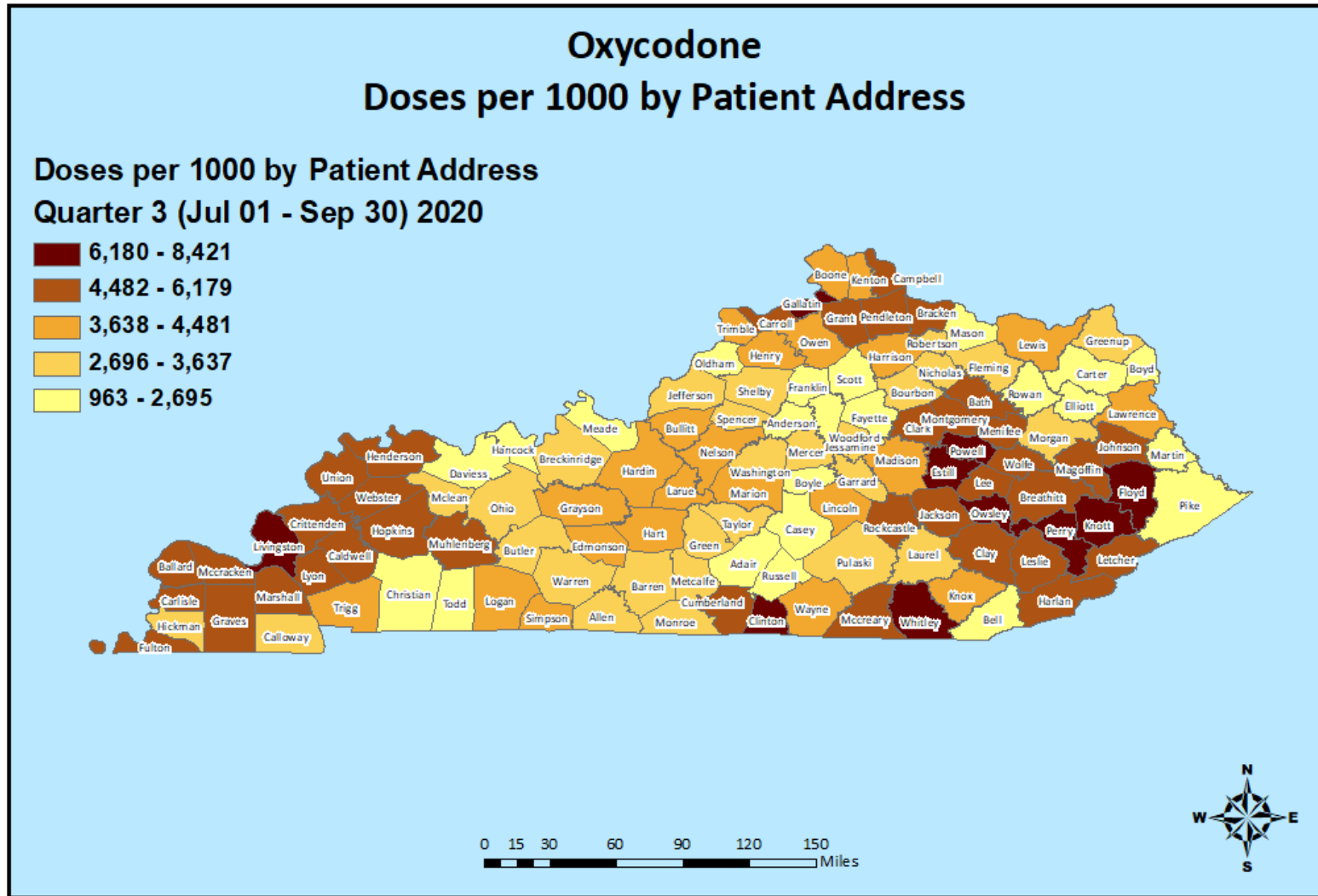
Oxycodone Prescribing Q3 2020



Oxycodone Prescribing Q3 2020

3 Digit Zip	Doses By Prescriber Zip-Actual Number of Oxycodone Doses for Quarter 3, 2020
400	235,407
401	69,221
402	3,634,390
403	468,017
404	420,500
405	2,861,520
406	133,709
407	442,053
408	61,448
409	73,722
410	2,000,171
411	241,297
412	100,822
413	160,048
414	19,067
415	1,564
416	125,186
417	432,186
418	61,064
420	1,168,605
421	1,007,163
422	63,189
423	84,620
424	413,592
425	85,754
426	118,421
427	506,035
Totals	14,988,771

Oxycodone Usage Q3 2020



Oxycodone Usage

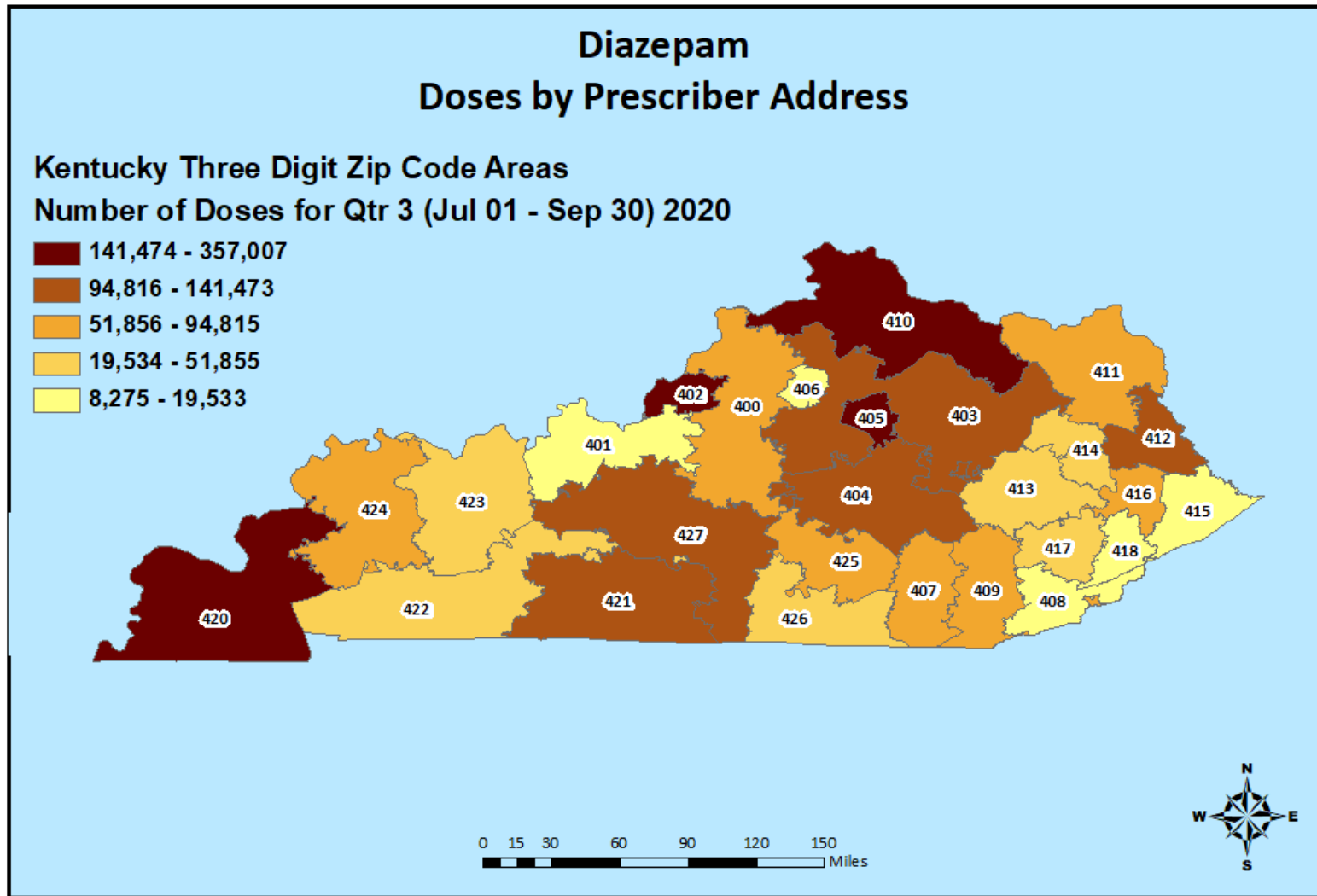
Q3 2020

Actual Number of Oxycodone Doses for Quarter 3, 2020							
COUNTY	# DOSES	COUNTY	# DOSES	COUNTY	# DOSES	COUNTY	# DOSES
ADAIR	47,252	EDMONSON	46,733	KNOX	124,739	NICHOLAS	25,394
ALLEN	69,229	ELLIOTT	16,800	LARUE	63,167	OHIO	88,556
ANDERSON	59,211	ESTILL	108,316	LAUREL	195,246	OLDHAM	121,790
BALLARD	37,918	FAYETTE	605,680	LAWRENCE	59,142	OWEN	41,787
BARREN	144,802	FLEMING	52,762	LEE	32,230	OWSLEY	29,842
BATH	56,849	FLOYD	308,241	LESLIE	56,390	PENDLETON	75,366
BELL	71,894	FRANKLIN	131,258	LETCHER	129,938	PERRY	228,209
BOONE	533,827	FULTON	28,732	LEWIS	50,441	PIKE	143,448
BOURBON	71,671	GALLATIN	54,932	LINCOLN	90,518	POWELL	103,644
BOYD	75,577	GARRARD	60,461	LIVINGSTON	62,963	PULASKI	212,043
BOYLE	76,360	GRANT	154,003	LOGAN	99,938	ROBERTSON	6,959
BRACKEN	42,441	GRAVES	176,303	LYON	39,625	ROCKCASTLE	85,271
BREATHITT	69,348	GRAYSON	111,019	MADISON	333,617	ROWAN	52,350
BRECKINRIDGE	61,162	GREEN	38,089	MAGOFFIN	59,938	RUSSELL	17,071
BULLITT	307,277	GREENUP	122,653	MARION	78,128	SCOTT	134,840
BUTLER	43,752	HANCOCK	22,969	MARSHALL	181,506	SHELBY	147,770
CALDWELL	65,826	HARDIN	397,299	MARTIN	29,886	SIMPSON	69,551
CALLOWAY	115,029	HARLAN	137,687	MASON	40,817	SPENCER	63,674
CAMPBELL	430,562	HARRISON	75,729	MCCRACKEN	344,195	TAYLOR	84,235
CARLISLE	24,729	HART	72,567	MCCREARY	81,224	TODD	31,523
CARROLL	64,863	HENDERSON	224,043	MCLEAN	34,034	TRIGG	54,913
CARTER	71,743	HENRY	66,355	MEADE	75,799	TRIMBLE	33,104
CASEY	40,507	HICKMAN	13,596	MENIFEE	35,074	UNION	80,501
CHRISTIAN	158,944	HOPKINS	238,184	MERCER	65,411	WARREN	367,653
CLARK	176,536	JACKSON	65,710	METCALFE	34,776	WASHINGTON	39,560
CLAY	126,242	JEFFERSON	2,439,785	MONROE	38,278	WAYNE	87,920
CLINTON	78,535	JESSAMINE	175,857	MONTGOMERY	141,688	WEBSTER	82,199
CRITTENDEN	51,935	JOHNSON	107,214	MORGAN	47,668	WHITLEY	237,028
CUMBERLAND	34,863	KENTON	637,939	MUHLENBERG	171,120	WOLFE	40,401
DAVISS	176,191	KNOTT	117,384	NELSON	195,884	WOODFORD	70,185
TOTAL						16,043,542	

Per 1000 Oxycodone Usage Q3 2020

Actual Number of Oxycodone Doses per 1,000 Residents for Quarter 3, 2020							
COUNTY	PER 1000	COUNTY	PER 1000	COUNTY	PER 1000	COUNTY	PER 1000
ADAIR	2,451	EDMONSON	3,858	KNOX	3,937	NICHOLAS	3,585
ALLEN	3,356	ELLIOTT	2,214	LARUE	4,481	OHIO	3,633
ANDERSON	2,672	ESTILL	7,571	LAUREL	3,241	OLDHAM	1,858
BALLARD	4,708	FAYETTE	1,902	LAWRENCE	3,728	OWEN	3,927
BARREN	3,291	FLEMING	3,637	LEE	4,898	OWSLEY	6,645
BATH	4,612	FLOYD	8,306	LESLIE	5,351	PENDLETON	5,176
BELL	2,651	FRANKLIN	2,596	LETCHER	5,706	PERRY	8,346
BOONE	4,153	FULTON	4,650	LEWIS	3,752	PIKE	2,369
BOURBON	3,578	GALLATIN	6,381	LINCOLN	3,714	POWELL	8,421
BOYD	1,570	GARRARD	3,496	LIVINGSTON	6,793	PULASKI	3,315
BOYLE	2,544	GRANT	6,179	LOGAN	3,758	ROBERTSON	3,229
BRACKEN	5,053	GRAVES	4,742	LYON	4,911	ROCKCASTLE	5,061
BREATHITT	5,220	GRAYSON	4,240	MADISON	3,726	ROWAN	2,141
BRECKINRIDGE	3,064	GREEN	3,444	MAGOFFIN	4,725	RUSSELL	963
BULLITT	3,882	GREENUP	3,417	MARION	4,068	SCOTT	2,498
BUTLER	3,406	HANCOCK	2,607	MARSHALL	5,787	SHELBY	3,184
CALDWELL	5,238	HARDIN	3,702	MARTIN	2,490	SIMPSON	3,846
CALLOWAY	2,993	HARLAN	5,068	MASON	2,374	SPENCER	3,484
CAMPBELL	4,669	HARRISON	4,061	MCCRACKEN	5,282	TAYLOR	3,317
CARLISLE	5,094	HART	3,896	MCCREARY	4,638	TODD	2,564
CARROLL	6,074	HENDERSON	4,844	MCLEAN	3,592	TRIGG	3,850
CARTER	2,653	HENRY	4,195	MEADE	2,695	TRIMBLE	3,840
CASEY	2,561	HICKMAN	2,938	MENIFEE	5,473	UNION	5,410
CHRISTIAN	2,197	HOPKINS	5,189	MERCER	3,046	WARREN	2,929
CLARK	4,929	JACKSON	4,915	METCALFE	3,471	WASHINGTON	3,246
CLAY	6,079	JEFFERSON	3,188	MONROE	3,615	WAYNE	4,299
CLINTON	7,717	JESSAMINE	3,359	MONTGOMERY	5,102	WEBSTER	6,173
CRITTENDEN	5,652	JOHNSON	4,666	MORGAN	3,585	WHITLEY	6,567
CUMBERLAND	5,174	KENTON	3,868	MUHLENBERG	5,515	WOLFE	5,643
DAVISS	1,768	KNOTT	7,552	NELSON	4,300	WOODFORD	2,687

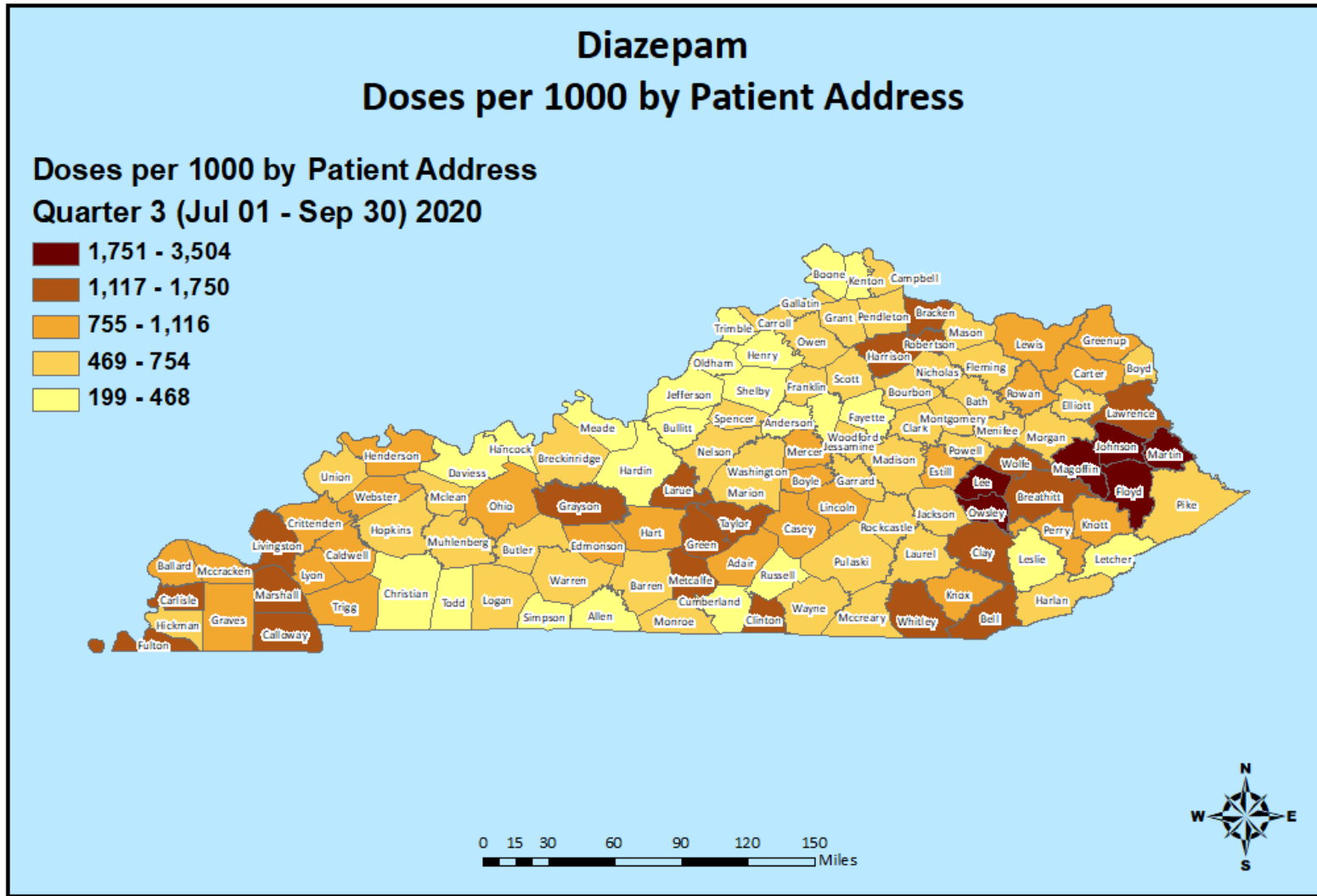
Diazepam Prescribing Q3 2020



Diazepam Prescribing Q3 2020

3 Digit Zip	Doses By Prescriber Zip-Actual Number of Diazepam Doses for Quarter 3, 2020
400	70,454
401	19,533
402	357,007
403	132,922
404	115,658
405	264,845
406	12,803
407	76,523
408	9,822
409	82,043
410	261,639
411	91,903
412	141,473
413	51,855
414	29,736
415	10,593
416	94,815
417	42,108
418	8,275
420	234,699
421	134,709
422	49,813
423	45,470
424	76,883
425	70,574
426	32,096
427	131,218
Totals	2,649,469

Diazepam Usage Q3 2020



Diazepam Usage

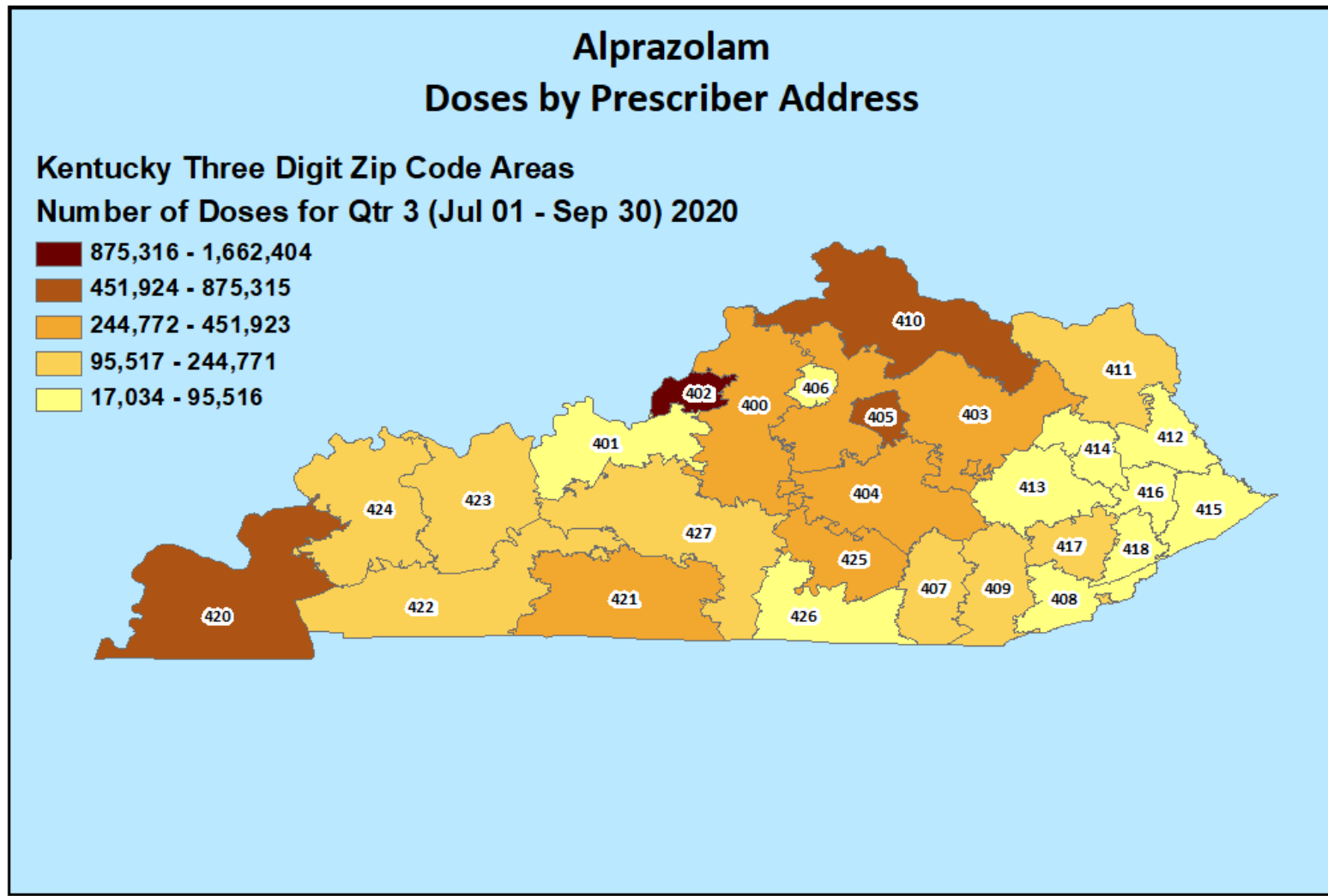
Q3 2020

Actual Number of Diazepam Doses for Quarter 3, 2020							
COUNTY	# DOSES	COUNTY	# DOSES	COUNTY	# DOSES	COUNTY	# DOSES
ADAIR	19,446	EDMONSON	11,963	KNOX	30,069	NICHOLAS	3,932
ALLEN	9,505	ELLIOTT	4,629	LARUE	22,784	OHIO	19,480
ANDERSON	9,736	ESTILL	13,259	LAUREL	32,007	OLDHAM	13,069
BALLARD	6,807	FAYETTE	121,363	LAWRENCE	22,585	OWEN	6,133
BARREN	30,108	FLEMING	10,131	LEE	16,988	OWSLEY	13,860
BATH	7,105	FLOYD	101,681	LESLIE	4,106	PENDLETON	9,914
BELL	47,445	FRANKLIN	25,231	LETCHER	10,010	PERRY	24,803
BOONE	60,159	FULTON	8,099	LEWIS	10,744	PIKE	36,184
BOURBON	10,566	GALLATIN	5,072	LINCOLN	22,288	POWELL	7,628
BOYD	25,020	GARRARD	10,038	LIVINGSTON	12,903	PULASKI	45,790
BOYLE	26,435	GRANT	17,242	LOGAN	13,172	ROBERTSON	3,533
BRACKEN	10,930	GRAVES	34,774	LYON	8,066	ROCKCASTLE	11,297
BREATHITT	18,426	GRAYSON	29,908	MADISON	48,087	ROWAN	20,298
BRECKINRIDGE	10,744	GREEN	13,052	MAGOFFIN	28,283	RUSSELL	6,502
BULLITT	24,855	GREENUP	36,310	MARION	14,150	SCOTT	32,763
BUTLER	7,610	HANCOCK	3,420	MARSHALL	37,654	SHELBY	16,350
CALDWELL	12,082	HARDIN	44,632	MARTIN	26,755	SIMPSON	6,352
CALLOWAY	47,944	HARLAN	15,740	MASON	12,454	SPENCER	10,873
CAMPBELL	54,947	HARRISON	23,767	MCCRACKEN	61,689	TAYLOR	32,713
CARLISLE	7,267	HART	15,711	MCCREARY	11,976	TODD	5,523
CARROLL	5,946	HENDERSON	48,151	MCLEAN	5,688	TRIGG	12,260
CARTER	24,195	HENRY	5,572	MEADE	6,904	TRIMBLE	2,350
CASEY	15,852	HICKMAN	2,898	MENIFEE	3,229	UNION	10,002
CHRISTIAN	26,544	HOPKINS	24,463	MERCER	16,583	WARREN	62,499
CLARK	18,941	JACKSON	10,085	METCALFE	12,410	WASHINGTON	6,578
CLAY	26,181	JEFFERSON	264,748	MONROE	7,300	WAYNE	13,618
CLINTON	11,661	JESSAMINE	28,343	MONTGOMERY	18,034	WEBSTER	11,658
CRITTENDEN	10,194	JOHNSON	80,526	MORGAN	6,792	WHITLEY	43,939
CUMBERLAND	2,756	KENTON	75,972	MUHLENBERG	16,996	WOLFE	9,067
DAVISS	31,325	KNOTT	17,354	NELSON	25,866	WOODFORD	11,405
						TOTAL	2,801,811

Per 1000 Diazepam Usage Q3 2020

Actual Number of Diazepam Doses per 1,000 Residents for Quarter 3, 2020							
COUNTY	PER 1000	COUNTY	PER 1000	COUNTY	PER 1000	COUNTY	PER 1000
ADAIR	1,009	EDMONSON	988	KNOX	949	NICHOLAS	555
ALLEN	461	ELLIOTT	610	LARUE	1,616	OHIO	799
ANDERSON	439	ESTILL	927	LAUREL	531	OLDHAM	199
BALLARD	845	FAYETTE	381	LAWRENCE	1,424	OWEN	576
BARREN	684	FLEMING	698	LEE	2,582	OWSLEY	3,086
BATH	576	FLOYD	2,740	LESLIE	390	PENDLETON	681
BELL	1,750	FRANKLIN	499	LETCHER	440	PERRY	907
BOONE	468	FULTON	1,311	LEWIS	799	PIKE	598
BOURBON	528	GALLATIN	589	LINCOLN	914	POWELL	620
BOYD	520	GARRARD	580	LIVINGSTON	1,392	PULASKI	716
BOYLE	881	GRANT	692	LOGAN	495	ROBERTSON	1,639
BRACKEN	1,301	GRAVES	935	LYON	1,000	ROCKCASTLE	670
BREATHITT	1,387	GRAYSON	1,142	MADISON	537	ROWAN	830
BRECKINRIDGE	538	GREEN	1,180	MAGOFFIN	2,230	RUSSELL	367
BULLITT	314	GREENUP	1,012	MARION	737	SCOTT	607
BUTLER	592	HANCOCK	388	MARSHALL	1,201	SHELBY	352
CALDWELL	961	HARDIN	416	MARTIN	2,229	SIMPSON	351
CALLOWAY	1,247	HARLAN	579	MASON	724	SPENCER	595
CAMPBELL	596	HARRISON	1,275	MCCRACKEN	947	TAYLOR	1,288
CARLISLE	1,497	HART	843	MCCREARY	684	TODD	449
CARROLL	557	HENDERSON	1,041	MCLEAN	600	TRIGG	860
CARTER	895	HENRY	352	MEADE	245	TRIMBLE	273
CASEY	1,002	HICKMAN	626	MENIFEE	504	UNION	672
CHRISTIAN	367	HOPKINS	533	MERCER	772	WARREN	498
CLARK	529	JACKSON	754	METCALFE	1,239	WASHINGTON	540
CLAY	1,261	JEFFERSON	346	MONROE	689	WAYNE	666
CLINTON	1,146	JESSAMINE	541	MONTGOMERY	649	WEBSTER	875
CRITTENDEN	1,109	JOHNSON	3,504	MORGAN	511	WHITLEY	1,217
CUMBERLAND	409	KENTON	461	MUHLENBERG	548	WOLFE	1,267
DAVISS	314	KNOTT	1,116	NELSON	568	WOODFORD	437

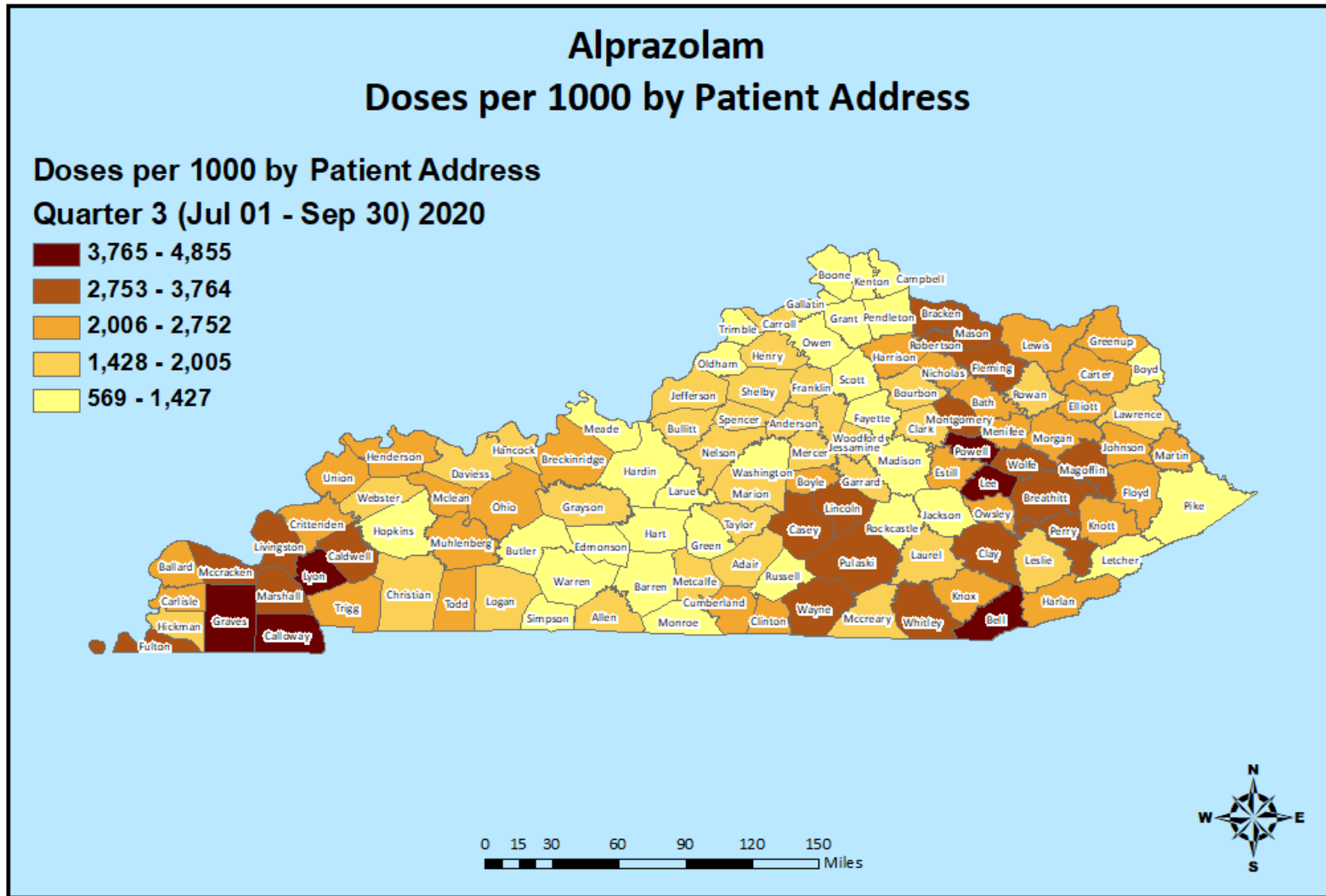
Alprazolam Prescribing Q3 2020



Alprazolam Prescribing Q3 2020

3 Digit Zip	Doses By Prescriber Zip-Actual Number of Alprazolam Doses for Quarter 3, 2020
400	298,510
401	94,505
402	1,662,404
403	451,923
404	269,968
405	875,315
406	57,650
407	244,771
408	35,897
409	207,490
410	620,580
411	207,644
412	92,554
413	88,059
414	43,557
415	17,034
416	95,516
417	155,729
418	22,531
420	763,162
421	289,380
422	192,378
423	143,952
424	199,959
425	279,994
426	86,638
427	228,337
Totals	7,725,437

Alprazolam Usage Q3 2020



Alprazolam Usage

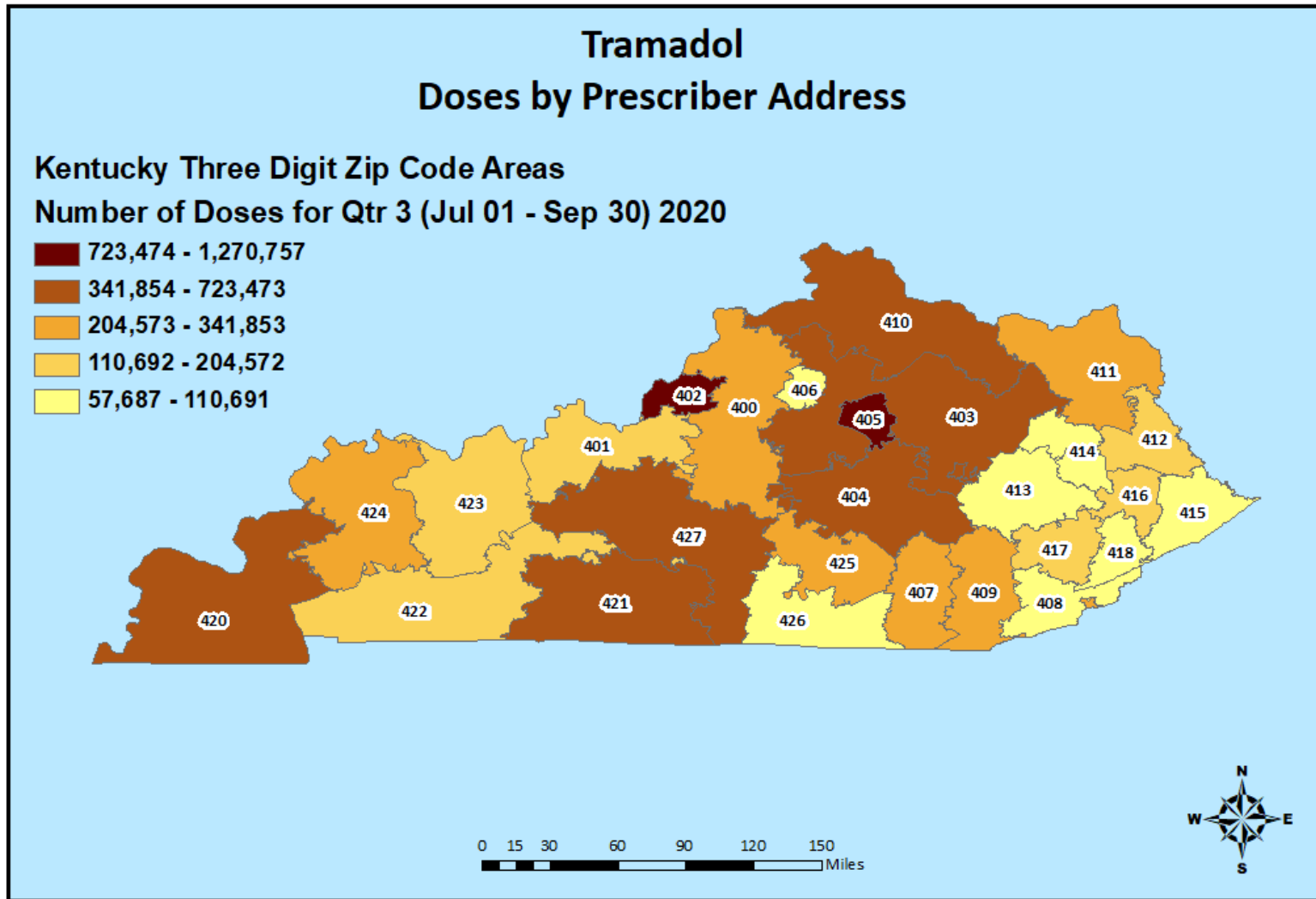
Q3 2020

Actual Number of Alprazolam Doses for Quarter 3, 2020							
COUNTY	# DOSES	COUNTY	# DOSES	COUNTY	# DOSES	COUNTY	# DOSES
ADAIR	35,842	EDMONSON	15,599	KNOX	78,995	NICHOLAS	17,280
ALLEN	33,047	ELLIOTT	16,819	LARUE	19,484	OHIO	52,754
ANDERSON	36,769	ESTILL	33,132	LAUREL	120,797	OLDHAM	78,102
BALLARD	17,804	FAYETTE	444,178	LAWRENCE	25,195	OWEN	12,469
BARREN	62,386	FLEMING	48,326	LEE	30,702	OWSLEY	11,994
BATH	26,448	FLOYD	86,315	LESLIE	15,519	PENDLETON	16,832
BELL	131,384	FRANKLIN	86,334	LETCHER	21,499	PERRY	102,919
BOONE	139,672	FULTON	19,110	LEWIS	27,205	PIKE	68,868
BOURBON	37,727	GALLATIN	9,907	LINCOLN	68,197	POWELL	54,907
BOYD	57,523	GARRARD	33,621	LIVINGSTON	32,604	PULASKI	205,937
BOYLE	63,906	GRANT	19,205	LOGAN	41,696	ROBERTSON	6,404
BRACKEN	26,827	GRAVES	154,133	LYON	39,175	ROCKCASTLE	22,396
BREATHITT	44,753	GRAYSON	45,521	MADISON	113,459	ROWAN	35,377
BRECKINRIDGE	48,137	GREEN	13,388	MAGOFFIN	37,166	RUSSELL	10,079
BULLITT	145,339	GREENUP	89,107	MARION	34,221	SCOTT	74,997
BUTLER	15,887	HANCOCK	15,729	MARSHALL	100,491	SHELBY	72,997
CALDWELL	37,209	HARDIN	119,148	MARTIN	29,654	SIMPSON	21,659
CALLOWAY	149,987	HARLAN	55,376	MASON	50,610	SPENCER	29,748
CAMPBELL	122,973	HARRISON	42,777	MCCRACKEN	192,473	TAYLOR	47,515
CARLISLE	12,952	HART	25,217	MCCREARY	28,768	TODD	28,116
CARROLL	17,792	HENDERSON	117,272	MCLEAN	22,513	TRIGG	30,871
CARTER	58,344	HENRY	24,286	MEADE	31,336	TRIMBLE	9,781
CASEY	47,004	HICKMAN	7,674	MENIFEE	13,811	UNION	35,631
CHRISTIAN	110,088	HOPKINS	61,792	MERCER	32,141	WARREN	124,842
CLARK	64,619	JACKSON	19,073	METCALFE	15,292	WASHINGTON	14,713
CLAY	74,426	JEFFERSON	1,416,890	MONROE	13,393	WAYNE	69,479
CLINTON	23,260	JESSAMINE	80,981	MONTGOMERY	91,528	WEBSTER	26,306
CRITTENDEN	24,742	JOHNSON	46,741	MORGAN	32,524	WHITLEY	123,087
CUMBERLAND	15,688	KENTON	178,832	MUHLENBERG	68,020	WOLFE	23,397
DAVISS	144,794	KNOTT	42,779	NELSON	78,234	WOODFORD	44,507
TOTAL						8,177,257	

Per 1000 Alprazolam Usage Q3 2020

Actual Number of Alprazolam Doses per 1,000 Residents for Quarter 3, 2020							
COUNTY	PER 1000	COUNTY	PER 1000	COUNTY	PER 1000	COUNTY	PER 1000
ADAIR	1,859	EDMONSON	1,288	KNOX	2,493	NICHOLAS	2,439
ALLEN	1,602	ELLIOTT	2,217	LARUE	1,382	OHIO	2,164
ANDERSON	1,659	ESTILL	2,316	LAUREL	2,005	OLDHAM	1,191
BALLARD	2,211	FAYETTE	1,395	LAWRENCE	1,588	OWEN	1,172
BARREN	1,418	FLEMING	3,331	LEE	4,666	OWSLEY	2,671
BATH	2,146	FLOYD	2,326	LESLIE	1,473	PENDLETON	1,156
BELL	4,845	FRANKLIN	1,708	LETCHER	944	PERRY	3,764
BOONE	1,087	FULTON	3,093	LEWIS	2,024	PIKE	1,137
BOURBON	1,884	GALLATIN	1,151	LINCOLN	2,798	POWELL	4,461
BOYD	1,195	GARRARD	1,944	LIVINGSTON	3,518	PULASKI	3,220
BOYLE	2,129	GRANT	771	LOGAN	1,568	ROBERTSON	2,972
BRACKEN	3,194	GRAVES	4,145	LYON	4,855	ROCKCASTLE	1,329
BREATHITT	3,369	GRAYSON	1,739	MADISON	1,267	ROWAN	1,447
BRECKINRIDGE	2,412	GREEN	1,210	MAGOFFIN	2,930	RUSSELL	569
BULLITT	1,836	GREENUP	2,483	MARION	1,782	SCOTT	1,390
BUTLER	1,237	HANCOCK	1,785	MARSHALL	3,204	SHELBY	1,573
CALDWELL	2,961	HARDIN	1,110	MARTIN	2,471	SIMPSON	1,198
CALLOWAY	3,902	HARLAN	2,038	MASON	2,944	SPENCER	1,628
CAMPBELL	1,334	HARRISON	2,294	MCCRACKEN	2,954	TAYLOR	1,871
CARLISLE	2,668	HART	1,354	MCCREARY	1,643	TODD	2,287
CARROLL	1,666	HENDERSON	2,535	MCLEAN	2,376	TRIGG	2,164
CARTER	2,157	HENRY	1,535	MEADE	1,114	TRIMBLE	1,135
CASEY	2,972	HICKMAN	1,659	MENIFEE	2,155	UNION	2,395
CHRISTIAN	1,522	HOPKINS	1,346	MERCER	1,497	WARREN	995
CLARK	1,804	JACKSON	1,427	METCALFE	1,526	WASHINGTON	1,207
CLAY	3,584	JEFFERSON	1,851	MONROE	1,265	WAYNE	3,397
CLINTON	2,286	JESSAMINE	1,547	MONTGOMERY	3,296	WEBSTER	1,976
CRITTENDEN	2,693	JOHNSON	2,034	MORGAN	2,446	WHITLEY	3,410
CUMBERLAND	2,328	KENTON	1,084	MUHLENBERG	2,192	WOLFE	3,268
DAVISS	1,453	KNOTT	2,752	NELSON	1,717	WOODFORD	1,704

Tramadol Prescribing Q3 2020

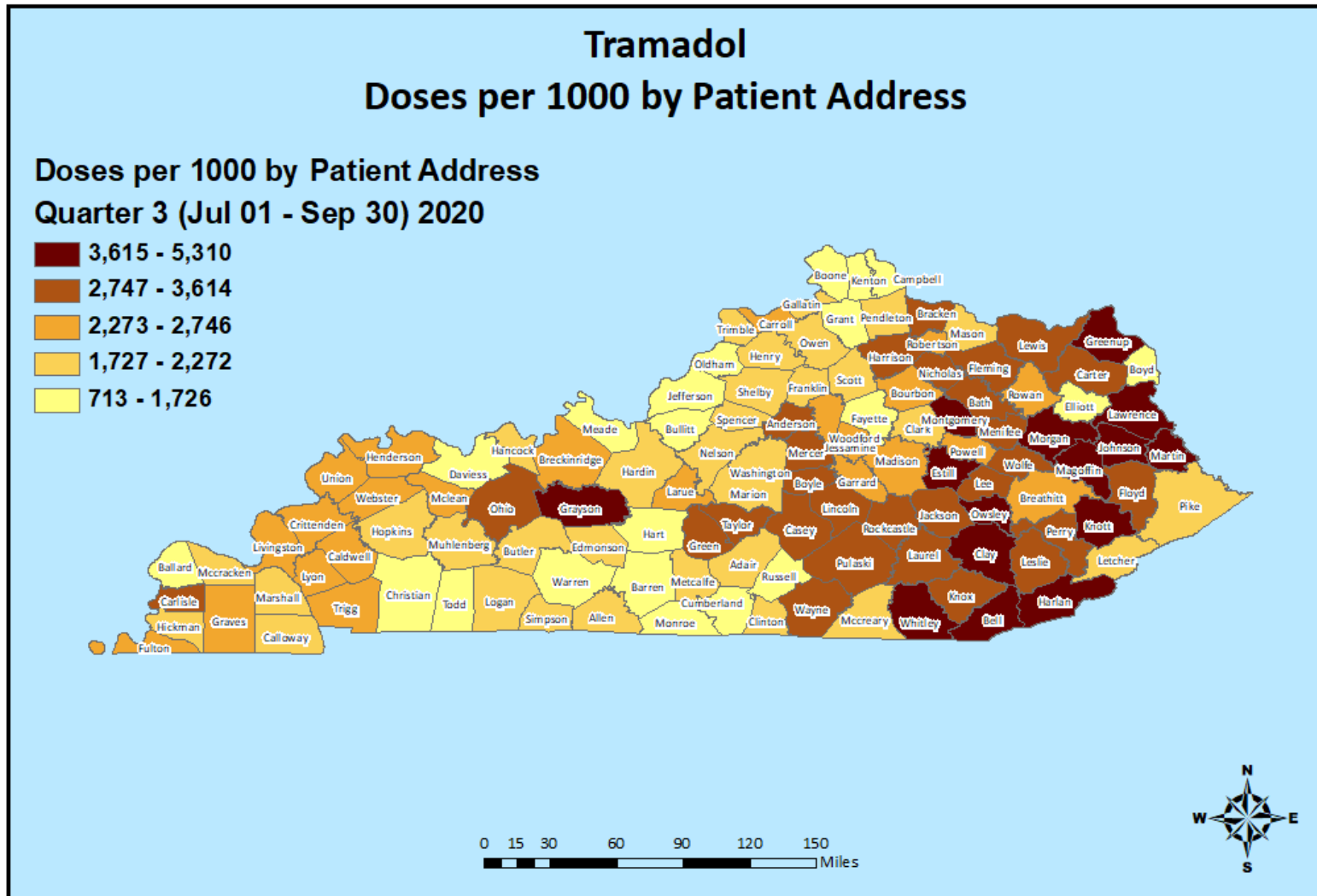


Tramadol Prescribing Q3 2020

3 Digit Zip	Doses By Prescriber Zip-Actual Number of Tramadol Doses for Quarter 3, 2020
400	282,360
401	136,714
402	1,270,757
403	586,984
404	445,158
405	1,224,705
406	74,406
407	341,853
408	101,062
409	284,558
410	723,473
411	321,599
412	204,572
413	73,039
414	80,733
415	57,687
416	128,671
417	177,615
418	74,381
420	495,590
421	398,757
422	138,413
423	123,588
424	260,932
425	221,535
426	110,691
427	405,514
Totals	8,745,347

Tramadol Usage

Q3 2020



Tramadol Usage

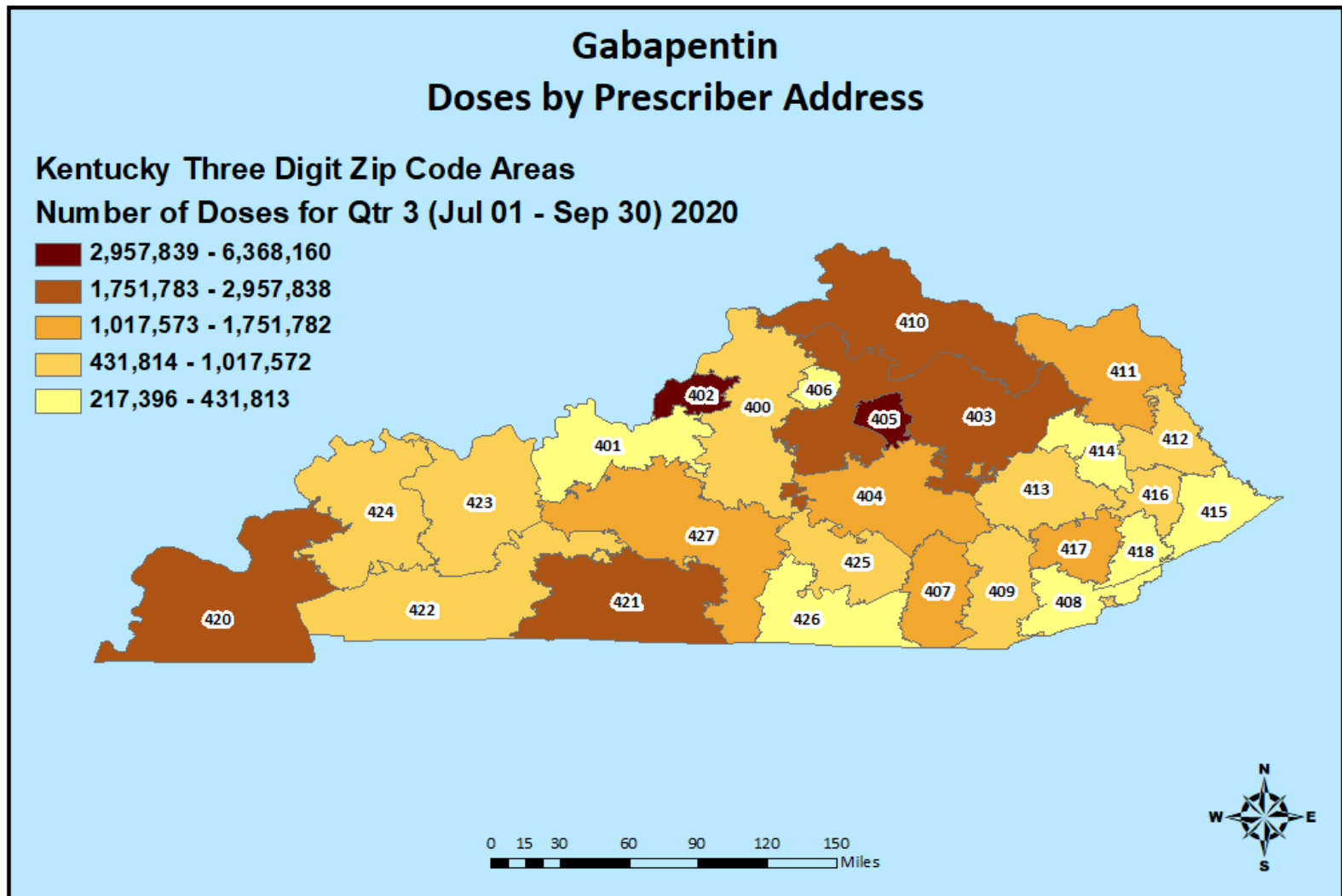
Q3 2020

Actual Number of Tramadol Doses for Quarter 3, 2020							
COUNTY	# DOSES	COUNTY	# DOSES	COUNTY	# DOSES	COUNTY	# DOSES
ADAIR	35,261	EDMONSON	25,509	KNOX	111,126	NICHOLAS	21,199
ALLEN	37,706	ELLIOTT	11,218	LARUE	33,220	OHIO	73,788
ANDERSON	66,185	ESTILL	54,735	LAUREL	180,677	OLDHAM	79,755
BALLARD	12,914	FAYETTE	518,941	LAWRENCE	58,643	OWEN	23,511
BARREN	68,051	FLEMING	41,398	LEE	20,687	OWSLEY	17,037
BATH	37,627	FLOYD	134,127	LESLIE	29,981	PENDLETON	27,084
BELL	134,607	FRANKLIN	112,350	LETCHER	50,356	PERRY	93,317
BOONE	201,495	FULTON	15,796	LEWIS	44,891	PIKE	132,343
BOURBON	49,150	GALLATIN	15,699	LINCOLN	80,291	POWELL	32,540
BOYD	79,923	GARRARD	43,555	LIVINGSTON	23,361	PULASKI	218,664
BOYLE	88,313	GRANT	35,488	LOGAN	48,607	ROBERTSON	5,021
BRACKEN	26,081	GRAVES	89,383	LYON	20,992	ROCKCASTLE	52,628
BREATHITT	33,966	GRAYSON	98,017	MADISON	236,373	ROWAN	65,553
BRECKINRIDGE	47,720	GREEN	31,295	MAGOFFIN	52,377	RUSSELL	12,627
BULLITT	129,237	GREENUP	153,385	MARION	38,361	SCOTT	117,185
BUTLER	24,582	HANCOCK	18,124	MARSHALL	69,539	SHELBY	86,410
CALDWELL	32,510	HARDIN	222,970	MARTIN	55,238	SIMPSON	32,808
CALLOWAY	74,327	HARLAN	133,181	MASON	35,039	SPENCER	39,196
CAMPBELL	109,994	HARRISON	53,384	MCCRACKEN	133,713	TAYLOR	81,951
CARLISLE	15,244	HART	30,429	MCCREARY	39,582	TODD	20,900
CARROLL	29,317	HENDERSON	113,509	MCLEAN	24,172	TRIGG	36,498
CARTER	77,464	HENRY	31,999	MEADE	39,144	TRIMBLE	18,458
CASEY	47,083	HICKMAN	8,292	MENIFEE	20,245	UNION	35,546
CHRISTIAN	71,865	HOPKINS	99,336	MERCER	62,161	WARREN	170,389
CLARK	78,168	JACKSON	38,060	METCALFE	20,037	WASHINGTON	26,076
CLAY	79,821	JEFFERSON	944,730	MONROE	18,276	WAYNE	68,027
CLINTON	22,849	JESSAMINE	124,930	MONTGOMERY	107,321	WEBSTER	36,565
CRITTENDEN	21,900	JOHNSON	102,024	MORGAN	70,611	WHITLEY	155,264
CUMBERLAND	10,697	KENTON	200,275	MUHLENBERG	70,509	WOLFE	22,904
DAVISS	138,680	KNOTT	61,521	NELSON	84,763	WOODFORD	69,095
TOTAL						9,199,029	

Per 1000 Tramadol Usage Q3 2020

Actual Number of Tramadol Doses per 1,000 Residents for Quarter 3, 2020							
COUNTY	PER 1000	COUNTY	PER 1000	COUNTY	PER 1000	COUNTY	PER 1000
ADAIR	1,829	EDMONSON	2,106	KNOX	3,507	NICHOLAS	2,993
ALLEN	1,828	ELLIOTT	1,478	LARUE	2,357	OHIO	3,027
ANDERSON	2,987	ESTILL	3,826	LAUREL	2,999	OLDHAM	1,217
BALLARD	1,603	FAYETTE	1,630	LAWRENCE	3,697	OWEN	2,209
BARREN	1,547	FLEMING	2,854	LEE	3,144	OWSLEY	3,794
BATH	3,052	FLOYD	3,614	LESLIE	2,845	PENDLETON	1,860
BELL	4,964	FRANKLIN	2,222	LETCHER	2,211	PERRY	3,413
BOONE	1,568	FULTON	2,556	LEWIS	3,340	PIKE	2,186
BOURBON	2,454	GALLATIN	1,824	LINCOLN	3,294	POWELL	2,644
BOYD	1,660	GARRARD	2,519	LIVINGSTON	2,520	PULASKI	3,419
BOYLE	2,942	GRANT	1,424	LOGAN	1,828	ROBERTSON	2,330
BRACKEN	3,105	GRAVES	2,404	LYON	2,602	ROCKCASTLE	3,123
BREATHITT	2,557	GRAYSON	3,743	MADISON	2,640	ROWAN	2,681
BRECKINRIDGE	2,391	GREEN	2,830	MAGOFFIN	4,129	RUSSELL	713
BULLITT	1,633	GREENUP	4,273	MARION	1,997	SCOTT	2,171
BUTLER	1,914	HANCOCK	2,057	MARSHALL	2,217	SHELBY	1,862
CALDWELL	2,587	HARDIN	2,078	MARTIN	4,602	SIMPSON	1,814
CALLOWAY	1,934	HARLAN	4,902	MASON	2,038	SPENCER	2,145
CAMPBELL	1,193	HARRISON	2,863	MCCRACKEN	2,052	TAYLOR	3,227
CARLISLE	3,140	HART	1,634	MCCREARY	2,260	TODD	1,700
CARROLL	2,745	HENDERSON	2,454	MCLEAN	2,551	TRIGG	2,559
CARTER	2,864	HENRY	2,023	MEADE	1,392	TRIMBLE	2,141
CASEY	2,977	HICKMAN	1,792	MENIFEE	3,159	UNION	2,389
CHRISTIAN	993	HOPKINS	2,164	MERCER	2,894	WARREN	1,357
CLARK	2,182	JACKSON	2,847	METCALFE	2,000	WASHINGTON	2,139
CLAY	3,844	JEFFERSON	1,234	MONROE	1,726	WAYNE	3,326
CLINTON	2,245	JESSAMINE	2,386	MONTGOMERY	3,864	WEBSTER	2,746
CRITTENDEN	2,384	JOHNSON	4,440	MORGAN	5,310	WHITLEY	4,301
CUMBERLAND	1,588	KENTON	1,214	MUHLENBERG	2,272	WOLFE	3,199
DAVISS	1,391	KNOTT	3,958	NELSON	1,861	WOODFORD	2,645

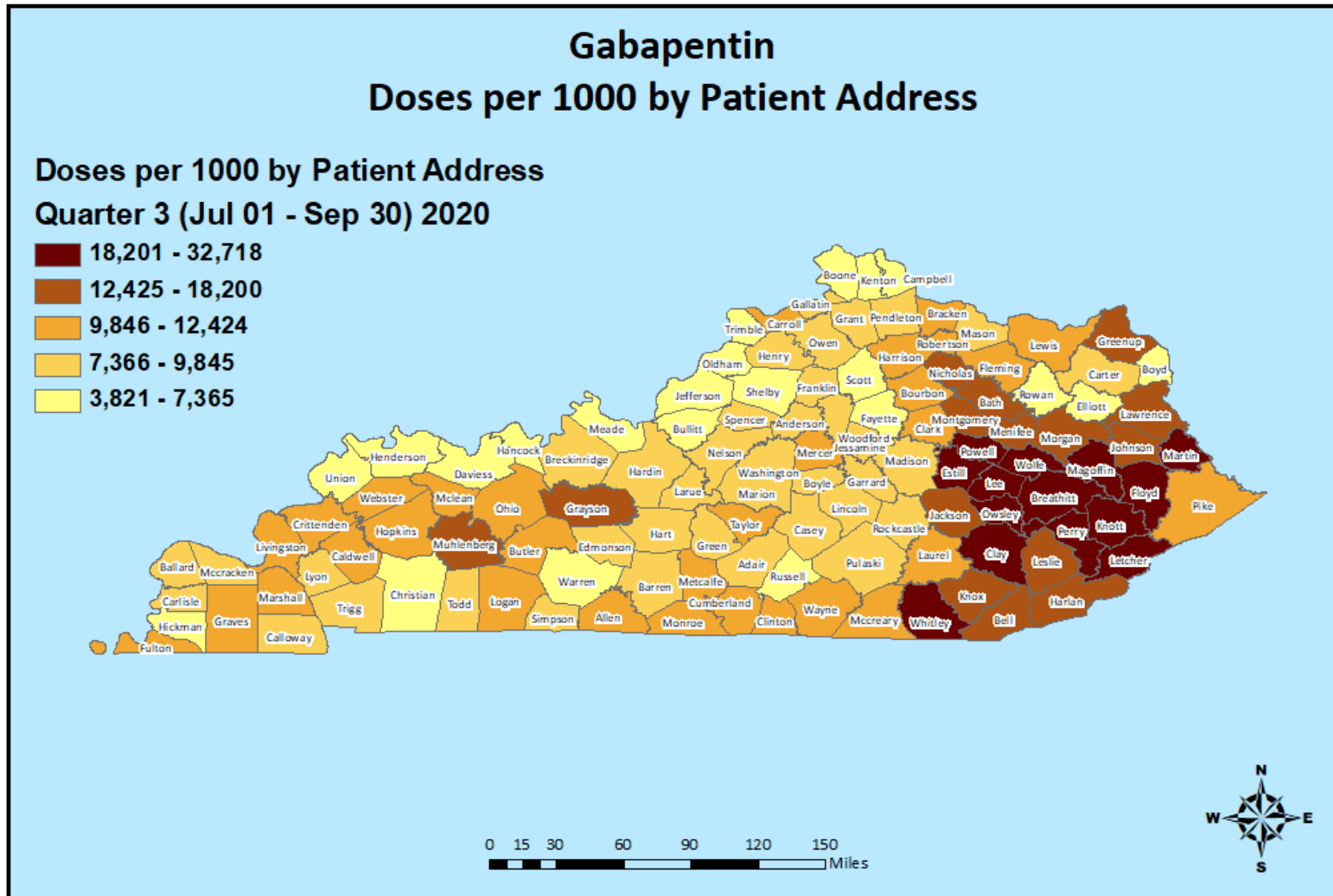
Gabapentin Prescribing Q3 2020



Gabapentin Prescribing Q3 2020

3 Digit Zip	Doses By Prescriber Zip-Actual Number of Gabapentin Doses for Quarter 3, 2020
400	1,004,981
401	431,813
402	6,368,160
403	2,232,880
404	1,371,770
405	4,946,465
406	217,396
407	1,751,782
408	313,352
409	1,017,572
410	2,957,838
411	1,109,414
412	679,796
413	647,775
414	322,409
415	261,647
416	613,601
417	1,163,287
418	322,380
420	2,289,044
421	2,353,988
422	640,080
423	596,374
424	906,379
425	562,641
426	367,549
427	1,667,097
Totals	37,117,470

Gabapentin Usage Q3 2020



Gabapentin Usage

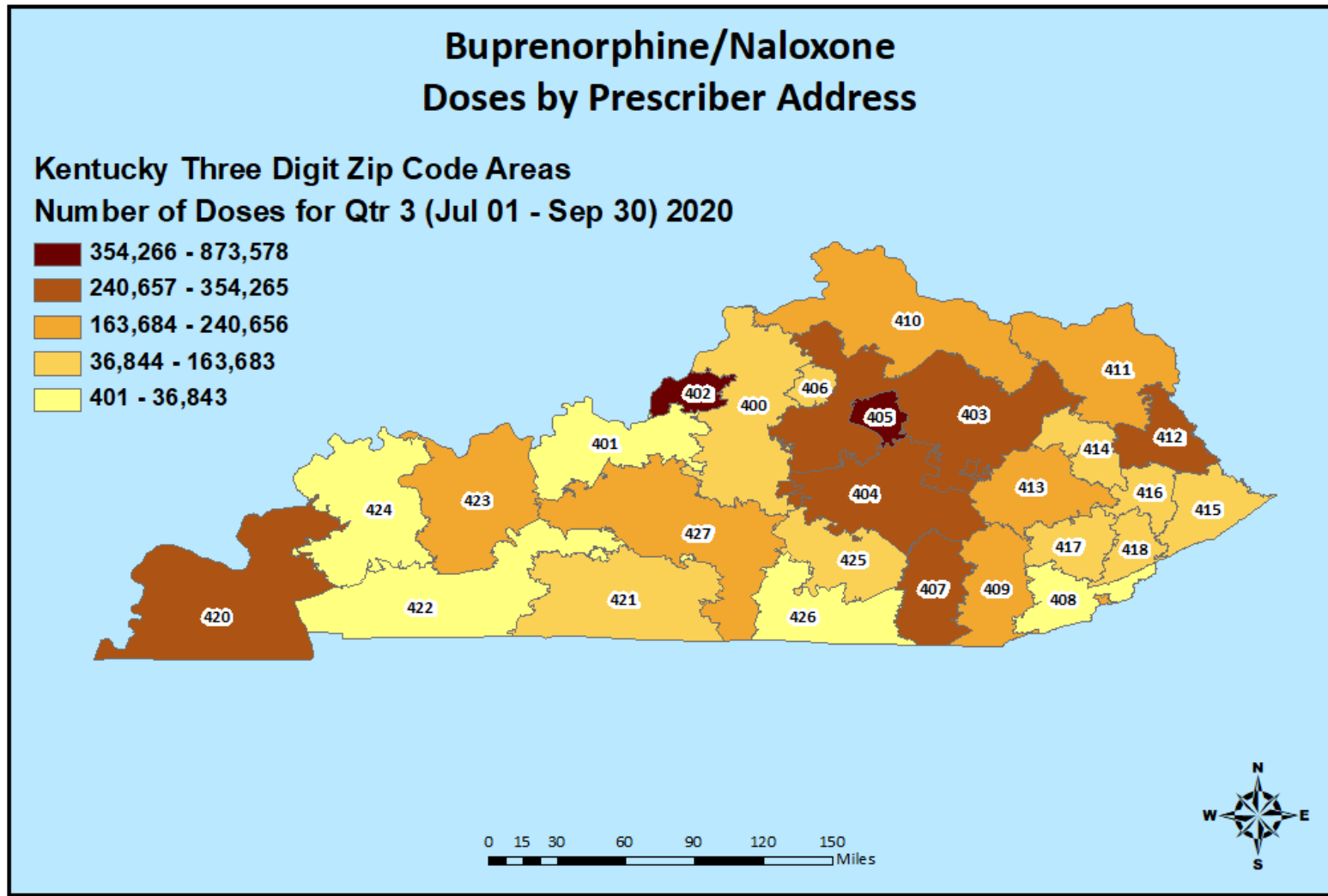
Q3 2020

Actual Number of Gabapentin Doses for Quarter 3, 2020							
COUNTY	# DOSES	COUNTY	# DOSES	COUNTY	# DOSES	COUNTY	# DOSES
ADAIR	170,343	EDMONSON	105,149	KNOX	548,008	NICHOLAS	110,443
ALLEN	211,522	ELLIOTT	48,774	LARUE	137,570	OHIO	249,250
ANDERSON	208,524	ESTILL	273,435	LAUREL	748,218	OLDHAM	290,409
BALLARD	65,281	FAYETTE	1,712,028	LAWRENCE	223,786	OWEN	95,075
BARREN	412,565	FLEMING	146,782	LEE	152,189	OWSLEY	146,937
BATH	177,441	FLOYD	800,862	LESLIE	139,682	PENDLETON	124,077
BELL	429,460	FRANKLIN	387,572	LETCHER	441,806	PERRY	653,564
BOONE	749,571	FULTON	75,678	LEWIS	167,009	PIKE	630,697
BOURBON	227,147	GALLATIN	69,227	LINCOLN	232,225	POWELL	250,935
BOYD	290,184	GARRARD	142,734	LIVINGSTON	112,869	PULASKI	606,581
BOYLE	242,174	GRANT	211,666	LOGAN	275,538	ROBERTSON	22,924
BRACKEN	90,275	GRAVES	419,710	LYON	79,437	ROCKCASTLE	154,091
BREATHITT	249,842	GRAYSON	369,322	MADISON	791,592	ROWAN	167,662
BRECKINRIDGE	162,990	GREEN	97,403	MAGOFFIN	281,462	RUSSELL	67,707
BULLITT	533,035	GREENUP	492,042	MARION	173,914	SCOTT	343,821
BUTLER	136,512	HANCOCK	52,770	MARSHALL	328,549	SHELBY	334,888
CALDWELL	154,139	HARDIN	826,180	MARTIN	225,309	SIMPSON	163,958
CALLOWAY	303,580	HARLAN	482,847	MASON	140,608	SPENCER	158,134
CAMPBELL	564,546	HARRISON	230,201	MCCRACKEN	638,682	TAYLOR	276,081
CARLISLE	46,711	HART	162,024	MCCREARY	202,103	TODD	111,808
CARROLL	122,834	HENDERSON	336,552	MCLEAN	103,364	TRIGG	138,534
CARTER	244,014	HENRY	143,193	MEADE	159,346	TRIMBLE	61,065
CASEY	133,601	HICKMAN	33,252	MENIFEE	84,699	UNION	106,130
CHRISTIAN	433,568	HOPKINS	468,543	MERCER	215,149	WARREN	924,598
CLARK	415,167	JACKSON	213,414	METCALFE	123,291	WASHINGTON	95,393
CLAY	583,557	JEFFERSON	4,772,314	MONROE	126,770	WAYNE	211,007
CLINTON	107,587	JESSAMINE	452,523	MONTGOMERY	365,032	WEBSTER	152,191
CRITTENDEN	101,619	JOHNSON	418,197	MORGAN	178,733	WHITLEY	840,210
CUMBERLAND	71,702	KENTON	862,731	MUHLENBERG	446,035	WOLFE	134,958
DAVISS	428,772	KNOTT	318,533	NELSON	399,683	WOODFORD	202,101
TOTAL						39,261,808	

Per 1000 Gabapentin Usage Q3 2020

Actual Number of Gabapentin Doses per 1,000 Residents for Quarter 3, 2020							
COUNTY	PER 1000	COUNTY	PER 1000	COUNTY	PER 1000	COUNTY	PER 1000
ADAIR	8,835	EDMONSON	8,680	KNOX	17,294	NICHOLAS	15,590
ALLEN	10,253	ELLIOTT	6,428	LARUE	9,760	OHIO	10,224
ANDERSON	9,411	ESTILL	19,112	LAUREL	12,419	OLDHAM	4,430
BALLARD	8,105	FAYETTE	5,376	LAWRENCE	14,107	OWEN	8,934
BARREN	9,378	FLEMING	10,118	LEE	23,129	OWSLEY	32,718
BATH	14,394	FLOYD	21,581	LESLIE	13,255	PENDLETON	8,522
BELL	15,837	FRANKLIN	7,666	LETCHER	19,400	PERRY	23,902
BOONE	5,832	FULTON	12,248	LEWIS	12,424	PIKE	10,415
BOURBON	11,340	GALLATIN	8,041	LINCOLN	9,528	POWELL	20,388
BOYD	6,029	GARRARD	8,254	LIVINGSTON	12,177	PULASKI	9,484
BOYLE	8,068	GRANT	8,493	LOGAN	10,361	ROBERTSON	10,638
BRACKEN	10,747	GRAVES	11,288	LYON	9,845	ROCKCASTLE	9,145
BREATHITT	18,808	GRAYSON	14,105	MADISON	8,840	ROWAN	6,857
BRECKINRIDGE	8,165	GREEN	8,807	MAGOFFIN	22,190	RUSSELL	3,821
BULLITT	6,734	GREENUP	13,709	MARION	9,056	SCOTT	6,370
BUTLER	10,628	HANCOCK	5,990	MARSHALL	10,475	SHELBY	7,216
CALDWELL	12,264	HARDIN	7,699	MARTIN	18,773	SIMPSON	9,067
CALLOWAY	7,898	HARLAN	17,773	MASON	8,180	SPENCER	8,653
CAMPBELL	6,122	HARRISON	12,346	MCCRACKEN	9,801	TAYLOR	10,871
CARLISLE	9,621	HART	8,698	MCCREARY	11,541	TODD	9,094
CARROLL	11,502	HENDERSON	7,276	MCLEAN	10,909	TRIGG	9,712
CARTER	9,022	HENRY	9,053	MEADE	5,665	TRIMBLE	7,084
CASEY	8,448	HICKMAN	7,187	MENIFEE	13,218	UNION	7,132
CHRISTIAN	5,993	HOPKINS	10,207	MERCER	10,018	WARREN	7,365
CLARK	11,591	JACKSON	15,965	METCALFE	12,307	WASHINGTON	7,826
CLAY	28,102	JEFFERSON	6,235	MONROE	11,973	WAYNE	10,317
CLINTON	10,572	JESSAMINE	8,643	MONTGOMERY	13,144	WEBSTER	11,429
CRITTENDEN	11,060	JOHNSON	18,200	MORGAN	13,441	WHITLEY	23,277
CUMBERLAND	10,641	KENTON	5,230	MUHLENBERG	14,375	WOLFE	18,852
DAVISS	4,302	KNOTT	20,492	NELSON	8,773	WOODFORD	7,736

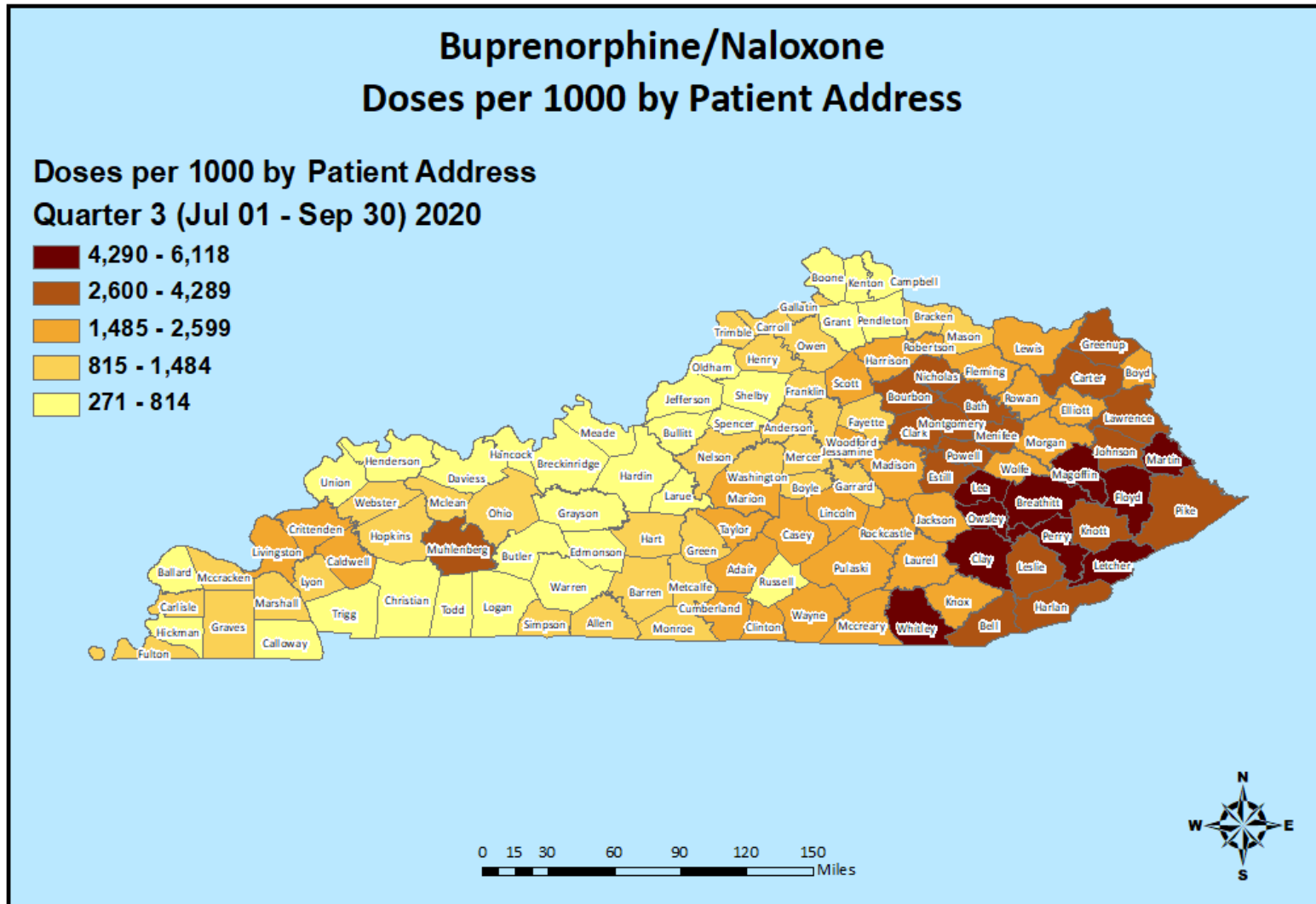
Buprenorphine/Naloxone Prescribing Q3 2020



Buprenorphine/Naloxone Prescribing Q3 2020

3 Digit Zip	Doses By Prescriber Zip-Actual Number of Buprenorphine/Naloxone Doses for Quarter 3,
400	78,210
401	7,459
402	766,669
403	354,265
404	313,380
405	873,578
406	150,810
407	314,048
408	36,843
409	226,508
410	214,969
411	240,656
412	279,907
413	232,005
414	130,593
415	106,935
416	133,023
417	110,894
418	106,167
420	287,593
421	163,683
422	17,331
423	233,248
424	9,177
425	111,407
426	401
427	220,688
Totals	5,720,447

Buprenorphine/Naloxone Usage Q3 2020



Buprenorphine/Naloxone Usage

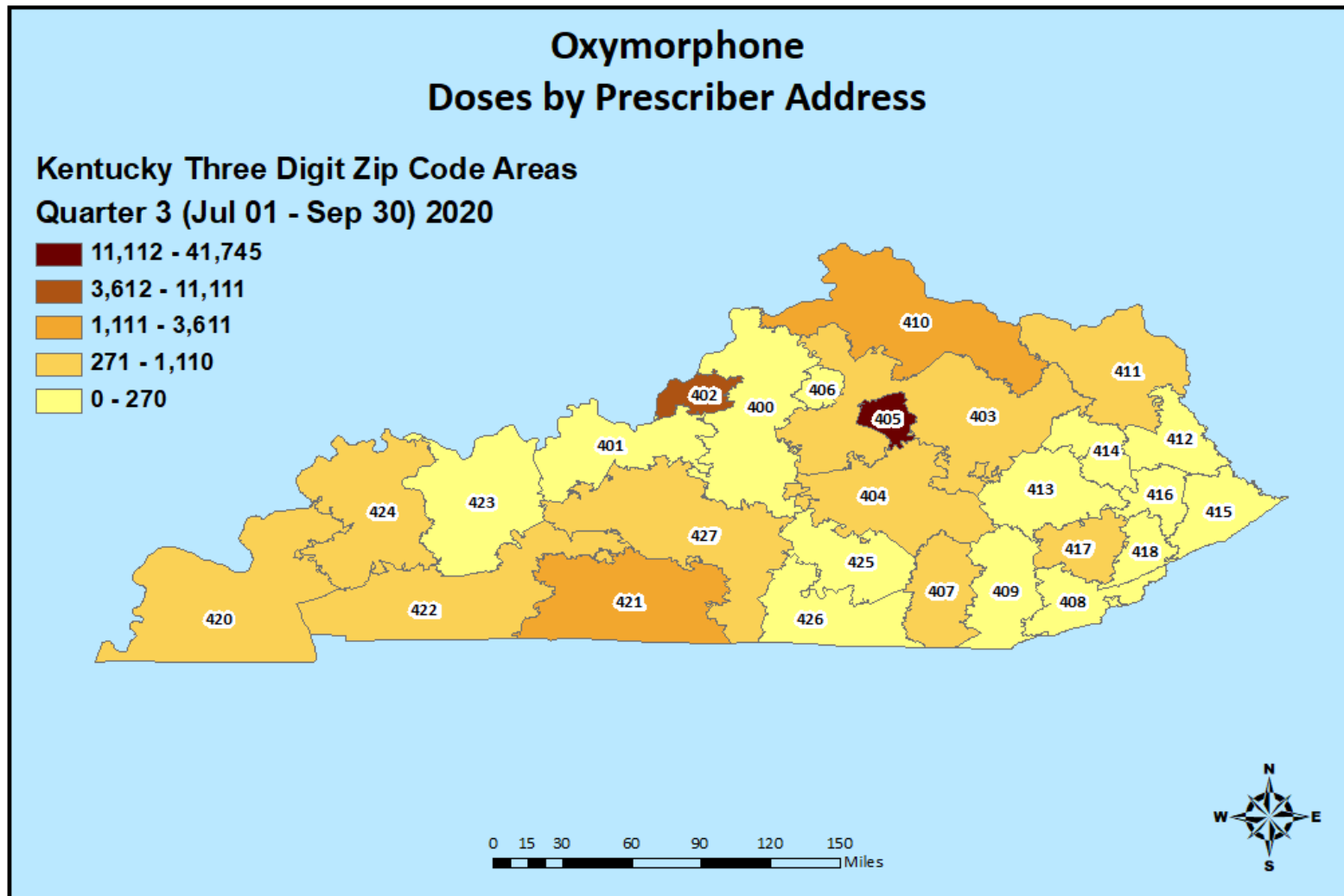
Q3 2020

Actual Number of Buprenorphine/Naloxone Doses for Quarter 3, 2020							
COUNTY	# DOSES	COUNTY	# DOSES	COUNTY	# DOSES	COUNTY	# DOSES
ADAIR	36,818	EDMONSON	8,294	KNOX	71,485	NICHOLAS	30,380
ALLEN	20,576	ELLIOTT	16,444	LARUE	9,659	OHIO	27,042
ANDERSON	30,589	ESTILL	50,508	LAUREL	156,609	OLDHAM	21,101
BALLARD	5,479	FAYETTE	288,630	LAWRENCE	55,355	OWEN	9,086
BARREN	53,673	FLEMING	23,011	LEE	29,373	OWSLEY	27,478
BATH	45,994	FLOYD	205,597	LESLIE	42,998	PENDLETON	11,851
BELL	82,619	FRANKLIN	75,018	LETCHER	119,811	PERRY	152,830
BOONE	54,813	FULTON	6,239	LEWIS	25,069	PIKE	182,214
BOURBON	61,498	GALLATIN	8,347	LINCOLN	42,552	POWELL	52,790
BOYD	85,602	GARRARD	21,492	LIVINGSTON	16,101	PULASKI	115,178
BOYLE	34,622	GRANT	19,493	LOGAN	20,003	ROBERTSON	3,382
BRACKEN	8,208	GRAVES	33,917	LYON	8,235	ROCKCASTLE	35,039
BREATHITT	65,324	GRAYSON	20,729	MADISON	157,025	ROWAN	54,132
BRECKINRIDGE	6,217	GREEN	10,046	MAGOFFIN	76,578	RUSSELL	12,235
BULLITT	58,367	GREENUP	96,901	MARION	29,557	SCOTT	87,234
BUTLER	10,046	HANCOCK	2,524	MARSHALL	38,380	SHELBY	28,430
CALDWELL	19,433	HARDIN	66,116	MARTIN	55,017	SIMPSON	15,983
CALLOWAY	21,488	HARLAN	109,456	MASON	15,129	SPENCER	13,270
CAMPBELL	43,944	HARRISON	39,622	MCCRACKEN	84,377	TAYLOR	42,066
CARLISLE	5,381	HART	20,784	MCCREARY	42,107	TODD	7,105
CARROLL	14,498	HENDERSON	19,489	MCLEAN	9,205	TRIGG	9,902
CARTER	77,061	HENRY	14,082	MEADE	12,533	TRIMBLE	7,571
CASEY	25,110	HICKMAN	2,553	MENIFEE	22,353	UNION	4,037
CHRISTIAN	33,559	HOPKINS	62,801	MERCER	30,350	WARREN	84,315
CLARK	103,881	JACKSON	33,719	METCALFE	11,209	WASHINGTON	16,202
CLAY	121,404	JEFFERSON	476,417	MONROE	12,847	WAYNE	44,981
CLINTON	15,958	JESSAMINE	99,916	MONTGOMERY	91,425	WEBSTER	13,430
CRITTENDEN	14,161	JOHNSON	95,910	MORGAN	32,996	WHITLEY	194,140
CUMBERLAND	11,800	KENTON	82,837	MUHLENBERG	87,725	WOLFE	16,041
DAVISS	28,799	KNOTT	58,157	NELSON	41,127	WOODFORD	27,148
						TOTAL	6,059,754

Per 1000 Buprenorphine/Naloxone Usage Q3 2020

Actual Number of Buprenorphine/Naloxone Doses per 1,000 Residents for Quarter 3, 2020							
COUNTY	PER 1000	COUNTY	PER 1000	COUNTY	PER 1000	COUNTY	PER 1000
ADAIR	1,910	EDMONSON	685	KNOX	2,256	NICHOLAS	4,289
ALLEN	997	ELLIOTT	2,167	LARUE	685	OHIO	1,109
ANDERSON	1,380	ESTILL	3,530	LAUREL	2,599	OLDHAM	322
BALLARD	680	FAYETTE	906	LAWRENCE	3,490	OWEN	854
BARREN	1,220	FLEMING	1,586	LEE	4,464	OWSLEY	6,118
BATH	3,731	FLOYD	5,540	LESLIE	4,080	PENDLETON	814
BELL	3,047	FRANKLIN	1,484	LETCHER	5,261	PERRY	5,589
BOONE	426	FULTON	1,010	LEWIS	1,865	PIKE	3,009
BOURBON	3,070	GALLATIN	970	LINCOLN	1,746	POWELL	4,289
BOYD	1,778	GARRARD	1,243	LIVINGSTON	1,737	PULASKI	1,801
BOYLE	1,153	GRANT	782	LOGAN	752	ROBERTSON	1,569
BRACKEN	977	GRAVES	912	LYON	1,021	ROCKCASTLE	2,079
BREATHITT	4,917	GRAYSON	792	MADISON	1,754	ROWAN	2,214
BRECKINRIDGE	311	GREEN	908	MAGOFFIN	6,037	RUSSELL	690
BULLITT	737	GREENUP	2,700	MARION	1,539	SCOTT	1,616
BUTLER	782	HANCOCK	286	MARSHALL	1,224	SHELBY	613
CALDWELL	1,546	HARDIN	616	MARTIN	4,584	SIMPSON	884
CALLOWAY	559	HARLAN	4,029	MASON	880	SPENCER	726
CAMPBELL	477	HARRISON	2,125	MCCRACKEN	1,295	TAYLOR	1,656
CARLISLE	1,108	HART	1,116	MCCREARY	2,405	TODD	578
CARROLL	1,358	HENDERSON	421	MCLEAN	972	TRIGG	694
CARTER	2,849	HENRY	890	MEADE	446	TRIMBLE	878
CASEY	1,588	HICKMAN	552	MENIFEE	3,488	UNION	271
CHRISTIAN	464	HOPKINS	1,368	MERCER	1,413	WARREN	672
CLARK	2,900	JACKSON	2,522	METCALFE	1,119	WASHINGTON	1,329
CLAY	5,846	JEFFERSON	622	MONROE	1,213	WAYNE	2,199
CLINTON	1,568	JESSAMINE	1,908	MONTGOMERY	3,292	WEBSTER	1,009
CRITTENDEN	1,541	JOHNSON	4,174	MORGAN	2,481	WHITLEY	5,378
CUMBERLAND	1,751	KENTON	502	MUHLENBERG	2,827	WOLFE	2,241
DAVISS	289	KNOTT	3,741	NELSON	903	WOODFORD	1,039

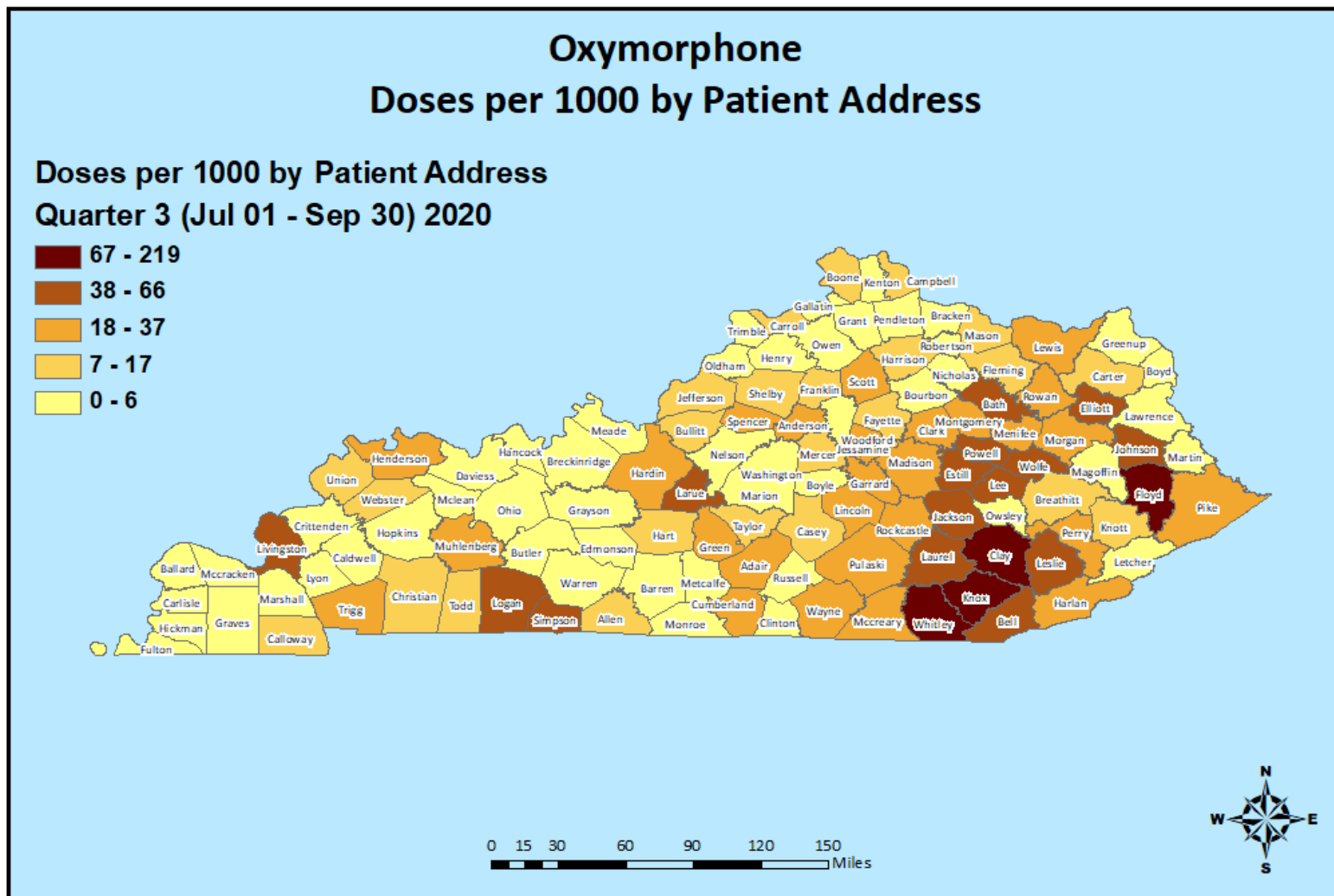
Oxymorphone Prescribing Q3 2020



Oxymorphone Prescribing Q3 2020

3 Digit Zip	Doses By Prescriber Zip-Actual Number of Oxymorphone Doses for Quarter 3, 2020
400	180
401	0
402	11,111
403	480
404	660
405	41,745
406	0
407	568
408	180
409	0
410	3,611
411	780
412	0
413	168
414	0
415	0
416	270
417	434
418	0
420	1,110
421	2,250
422	420
423	0
424	540
425	0
426	0
427	900
Totals	65,407

Oxymorphone Usage Q3 2020



Oxymorphone Usage

Q3 2020

Actual Number of Oxymorphone Doses for Quarter 3, 2020							
COUNTY	# DOSES	COUNTY	# DOSES	COUNTY	# DOSES	COUNTY	# DOSES
ADAIR	360	EDMONSON	0	KNOX	3,345	NICHOLAS	0
ALLEN	180	ELLIOTT	360	LARUE	690	OHIO	0
ANDERSON	442	ESTILL	600	LAUREL	2,653	OLDHAM	380
BALLARD	0	FAYETTE	4,740	LAWRENCE	0	OWEN	0
BARREN	180	FLEMING	180	LEE	390	OWSLEY	0
BATH	720	FLOYD	8,133	LESLIE	600	PENDLETON	0
BELL	1,230	FRANKLIN	595	LETCHER	0	PERRY	840
BOONE	925	FULTON	0	LEWIS	420	PIKE	1,410
BOURBON	30	GALLATIN	0	LINCOLN	645	POWELL	540
BOYD	60	GARRARD	540	LIVINGSTON	570	PULASKI	1,260
BOYLE	180	GRANT	0	LOGAN	1,380	ROBERTSON	0
BRACKEN	0	GRAVES	0	LYON	0	ROCKCASTLE	360
BREATHITT	90	GRAYSON	0	MADISON	2,366	ROWAN	480
BRECKINRIDGE	0	GREEN	240	MAGOFFIN	0	RUSSELL	0
BULLITT	870	GREENUP	180	MARION	0	SCOTT	1,110
BUTLER	0	HANCOCK	0	MARSHALL	0	SHELBY	442
CALDWELL	0	HARDIN	2,053	MARTIN	0	SIMPSON	750
CALLOWAY	540	HARLAN	540	MASON	270	SPENCER	540
CAMPBELL	766	HARRISON	180	MCCRACKEN	0	TAYLOR	360
CARLISLE	0	HART	270	MCCREARY	360	TODD	180
CARROLL	180	HENDERSON	880	MCLEAN	0	TRIGG	408
CARTER	452	HENRY	21	MEADE	0	TRIMBLE	0
CASEY	120	HICKMAN	0	MENIFEE	180	UNION	231
CHRISTIAN	720	HOPKINS	240	MERCER	360	WARREN	750
CLARK	1,046	JACKSON	885	METCALFE	0	WASHINGTON	0
CLAY	3,095	JEFFERSON	8,072	MONROE	0	WAYNE	570
CLINTON	0	JESSAMINE	1,310	MONTGOMERY	1,020	WEBSTER	90
CRITTENDEN	0	JOHNSON	944	MORGAN	450	WHITLEY	4,366
CUMBERLAND	180	KENTON	960	MUHLENBERG	604	WOLFE	360
DAVISS	0	KNOTT	172	NELSON	0	WOODFORD	0
TOTAL						76,191	

Per 1000 Oxymorphone Usage Q3 2020

Actual Number of Oxymorphone Doses per 1,000 Residents for Quarter 3, 2020							
COUNTY	PER 1000	COUNTY	PER 1000	COUNTY	PER 1000	COUNTY	PER 1000
ADAIR	19	EDMONSON	0	KNOX	106	NICHOLAS	0
ALLEN	9	ELLIOTT	47	LARUE	49	OHIO	0
ANDERSON	20	ESTILL	42	LAUREL	44	OLDHAM	6
BALLARD	0	FAYETTE	15	LAWRENCE	0	OWEN	0
BARREN	4	FLEMING	12	LEE	59	OWSLEY	0
BATH	58	FLOYD	219	LESLIE	57	PENDLETON	0
BELL	45	FRANKLIN	12	LETCHER	0	PERRY	31
BOONE	7	FULTON	0	LEWIS	31	PIKE	23
BOURBON	1	GALLATIN	0	LINCOLN	26	POWELL	44
BOYD	1	GARRARD	31	LIVINGSTON	61	PULASKI	20
BOYLE	6	GRANT	0	LOGAN	52	ROBERTSON	0
BRACKEN	0	GRAVES	0	LYON	0	ROCKCASTLE	21
BREATHITT	7	GRAYSON	0	MADISON	26	ROWAN	20
BRECKINRIDGE	0	GREEN	22	MAGOFFIN	0	RUSSELL	0
BULLITT	11	GREENUP	5	MARION	0	SCOTT	21
BUTLER	0	HANCOCK	0	MARSHALL	0	SHELBY	10
CALDWELL	0	HARDIN	19	MARTIN	0	SIMPSON	41
CALLOWAY	14	HARLAN	20	MASON	16	SPENCER	30
CAMPBELL	8	HARRISON	10	MCCRACKEN	0	TAYLOR	14
CARLISLE	0	HART	14	MCCREARY	21	TODD	15
CARROLL	17	HENDERSON	19	MCLEAN	0	TRIGG	29
CARTER	17	HENRY	1	MEADE	0	TRIMBLE	0
CASEY	8	HICKMAN	0	MENIFEE	28	UNION	16
CHRISTIAN	10	HOPKINS	5	MERCER	17	WARREN	6
CLARK	29	JACKSON	66	METCALFE	0	WASHINGTON	0
CLAY	149	JEFFERSON	11	MONROE	0	WAYNE	28
CLINTON	0	JESSAMINE	25	MONTGOMERY	37	WEBSTER	7
CRITTENDEN	0	JOHNSON	41	MORGAN	34	WHITLEY	121
CUMBERLAND	27	KENTON	6	MUHLENBERG	19	WOLFE	50
DAVISS	0	KNOTT	11	NELSON	0	WOODFORD	0