

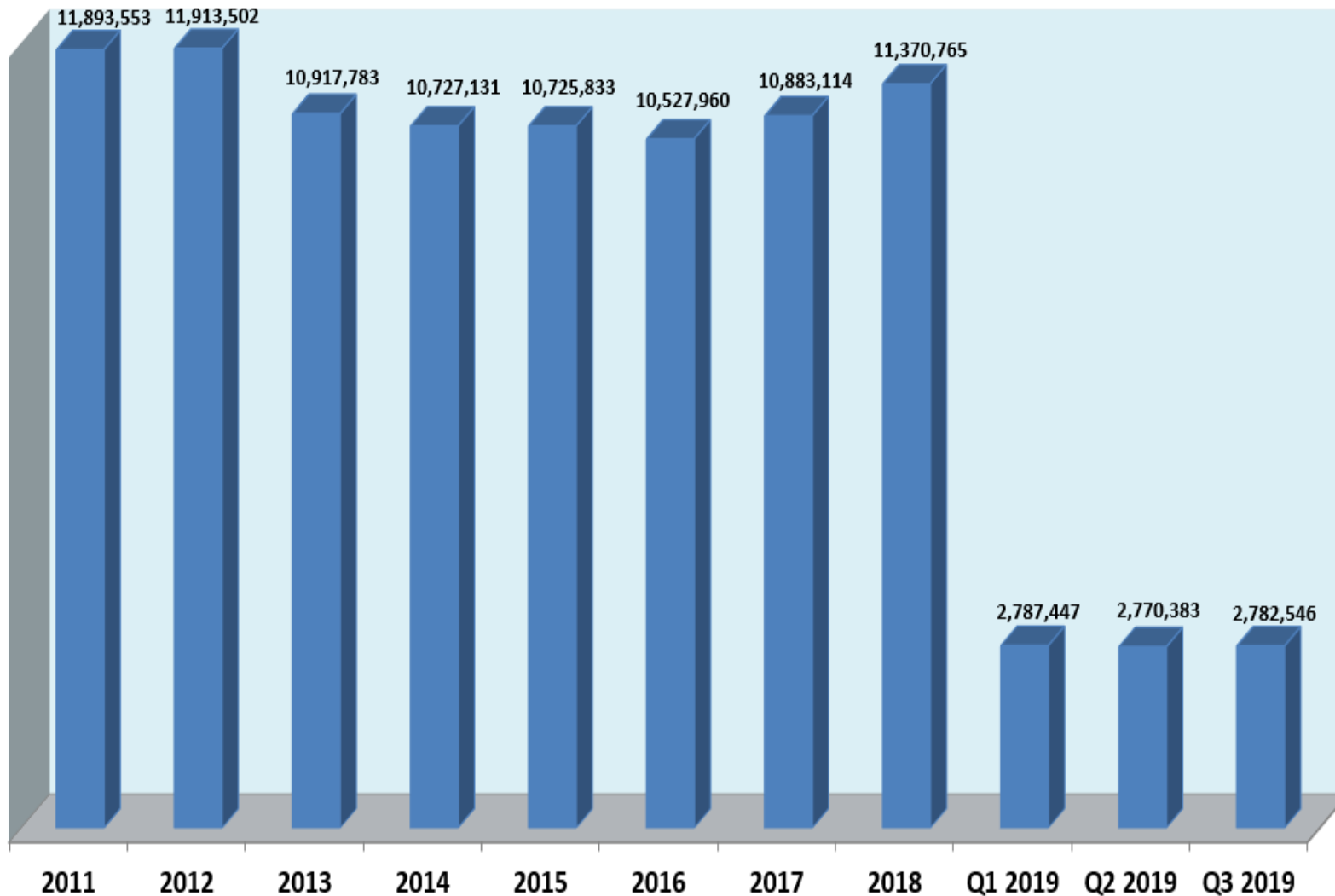
Kentucky All Schedule Prescription Electronic Reporting

Quarterly Trend Report 3rd Quarter 2019

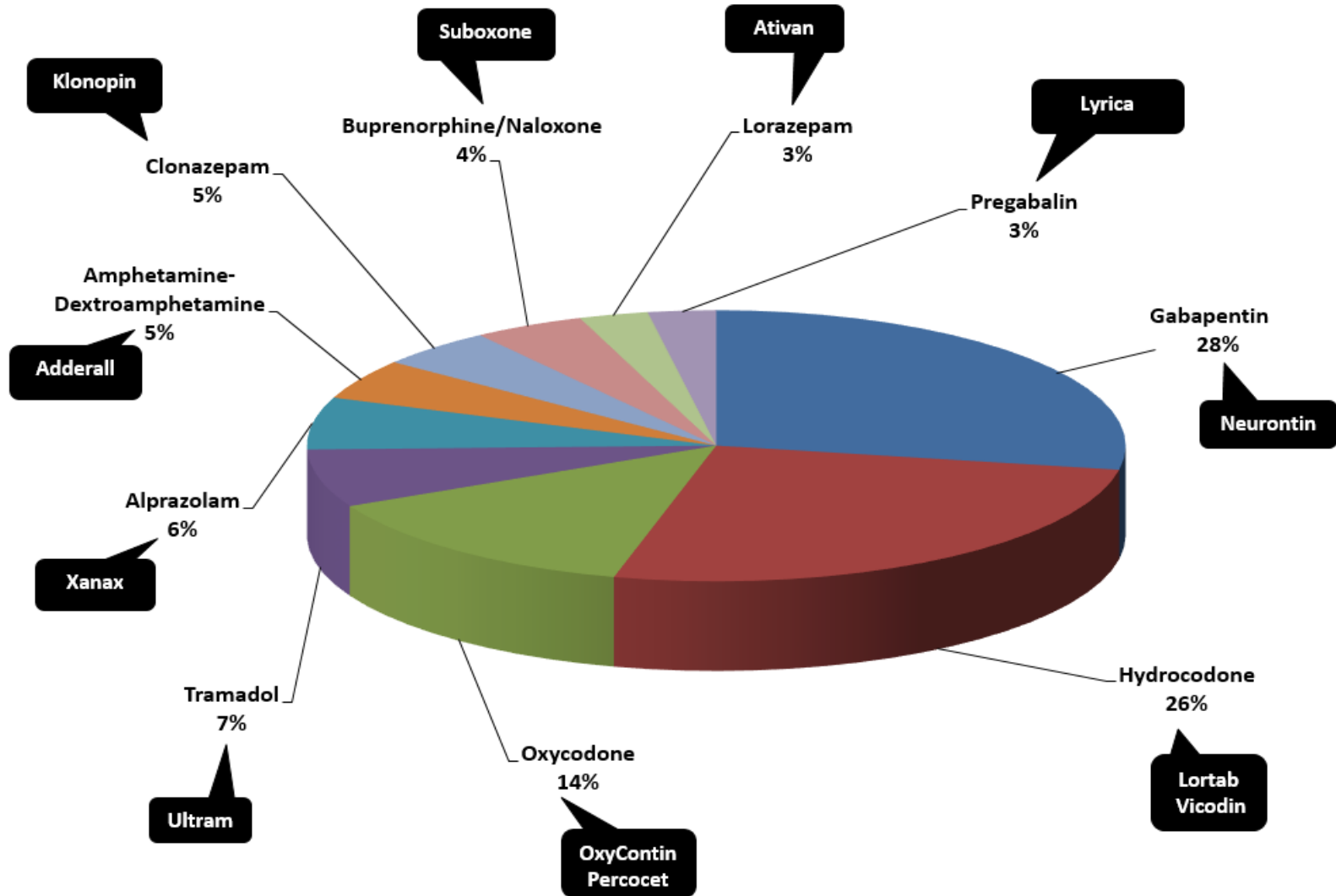
Cabinet for Health and Family Services
Office of Inspector General
275 E. Main Street
Frankfort, KY 40621



KASPER Records Added 2011 – Q3 2019




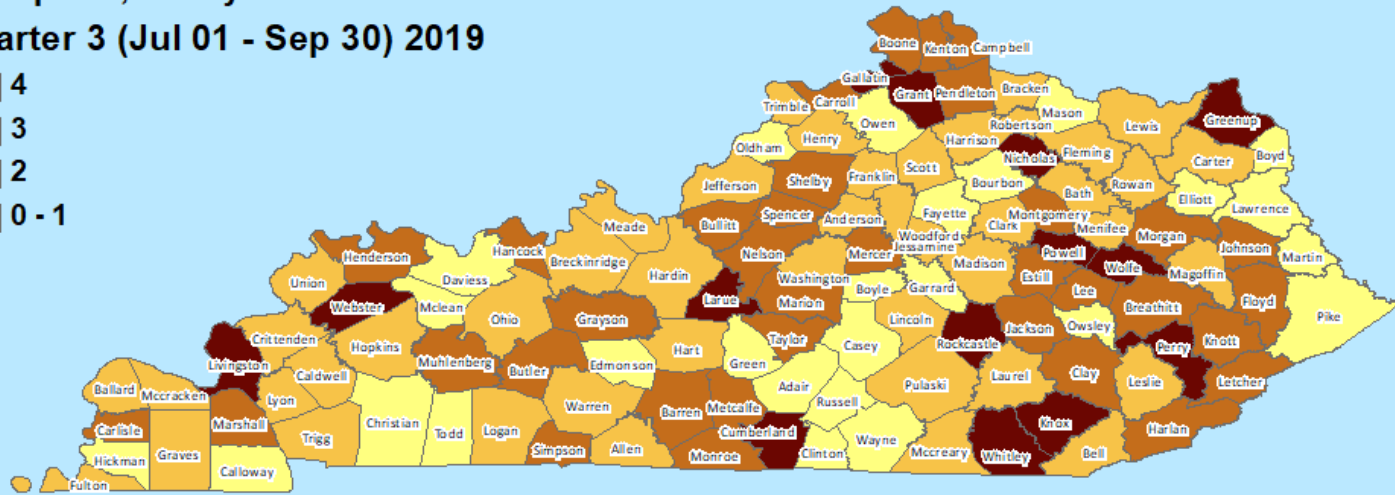

Top Prescribed Controlled Substances by Therapeutic Category by Doses – Q3 2019



Opioid Morphine Equivalent Dose (MED) Data Q3 2019

Rate of Patients Receiving Daily MED ≥ 100 per 1,000 Residents by Patient Address Patient Ages 18 - 65 (Data Excludes Buprenorphine/Naloxone)

Rate per 1,000 by Patient Address
Quarter 3 (Jul 01 - Sep 30) 2019



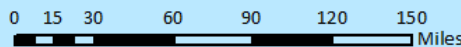
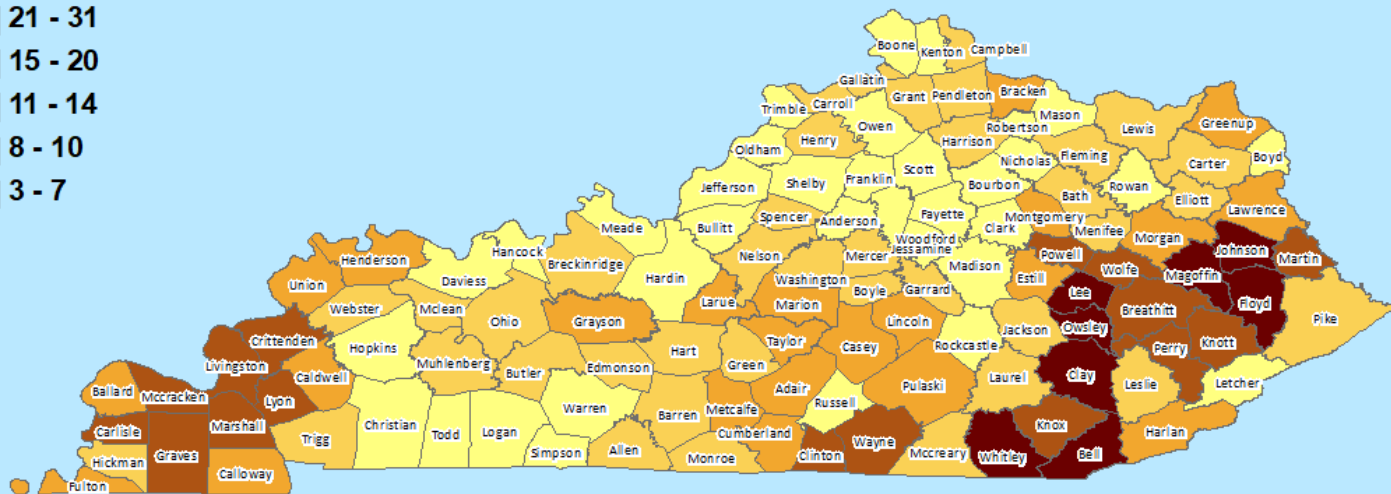

Opioid Morphine Equivalent Dose (MED) Data Q3 2019

| Rate of Patients Receiving Daily Morphine Equivalent Dosage \geq 100 per 1,000 Residents for Quarter 3, 2019 Patient Ages 18 - 65 (Data Excludes Buprenorphine/Naloxone) | | | | | | | |
|---|----------|-----------|----------|------------|----------|------------|----------|
| COUNTY | PER 1000 | COUNTY | PER 1000 | COUNTY | PER 1000 | COUNTY | PER 1000 |
| ADAIR | 1 | EDMONSON | 1 | KNOX | 3 | NICHOLAS | 3 |
| ALLEN | 1 | ELLIOTT | 1 | LARUE | 3 | OHIO | 2 |
| ANDERSON | 2 | ESTILL | 2 | LAUREL | 2 | OLDHAM | 1 |
| BALLARD | 1 | FAYETTE | 1 | LAWRENCE | 1 | OWEN | 1 |
| BARREN | 2 | FLEMING | 2 | LEE | 2 | OWSLEY | 1 |
| BATH | 2 | FLOYD | 2 | LESLIE | 2 | PENDLETON | 2 |
| BELL | 1 | FRANKLIN | 1 | LETCHER | 2 | PERRY | 3 |
| BOONE | 3 | FULTON | 1 | LEWIS | 2 | PIKE | 1 |
| BOURBON | 1 | GALLATIN | 4 | LINCOLN | 2 | POWELL | 3 |
| BOYD | 1 | GARRARD | 1 | LIVINGSTON | 3 | PULASKI | 2 |
| BOYLE | 1 | GRANT | 3 | LOGAN | 2 | ROBERTSON | 2 |
| BRACKEN | 2 | GRAVES | 2 | LYON | 2 | ROCKCASTLE | 3 |
| BREATHITT | 2 | GRAYSON | 2 | MADISON | 2 | ROWAN | 1 |
| BRECKINRIDGE | 2 | GREEN | 1 | MAGOFFIN | 2 | RUSSELL | 0 |
| BULLITT | 2 | GREENUP | 4 | MARION | 2 | SCOTT | 1 |
| BUTLER | 2 | HANCOCK | 2 | MARSHALL | 2 | SHELBY | 2 |
| CALDWELL | 2 | HARDIN | 2 | MARTIN | 1 | SIMPSON | 2 |
| CALLOWAY | 1 | HARLAN | 2 | MASON | 1 | SPENCER | 3 |
| CAMPBELL | 2 | HARRISON | 1 | MCCRACKEN | 2 | TAYLOR | 2 |
| CARLISLE | 2 | HART | 2 | MCCREARY | 1 | TODD | 1 |
| CARROLL | 2 | HENDERSON | 2 | MCLEAN | 1 | TRIGG | 1 |
| CARTER | 2 | HENRY | 2 | MEADE | 2 | TRIMBLE | 2 |
| CASEY | 1 | HICKMAN | 1 | MENIFEE | 2 | UNION | 2 |
| CHRISTIAN | 1 | HOPKINS | 2 | MERCER | 2 | WARREN | 2 |
| CLARK | 2 | JACKSON | 2 | METCALFE | 2 | WASHINGTON | 2 |
| CLAY | 3 | JEFFERSON | 2 | MONROE | 2 | WAYNE | 1 |
| CLINTON | 1 | JESSAMINE | 2 | MONTGOMERY | 2 | WEBSTER | 3 |
| CRITTENDEN | 2 | JOHNSON | 2 | MORGAN | 2 | WHITLEY | 3 |
| CUMBERLAND | 3 | KENTON | 2 | MUHLENBERG | 2 | WOLFE | 3 |
| DAVISS | 1 | KNOTT | 2 | NELSON | 2 | WOODFORD | 2 |

Patients with Seven or More Days of Overlapping Opioid and Benzodiazepine Prescriptions Q3 2019

Opioid and Benzodiazepine 7-Day Overlap by Patient Address

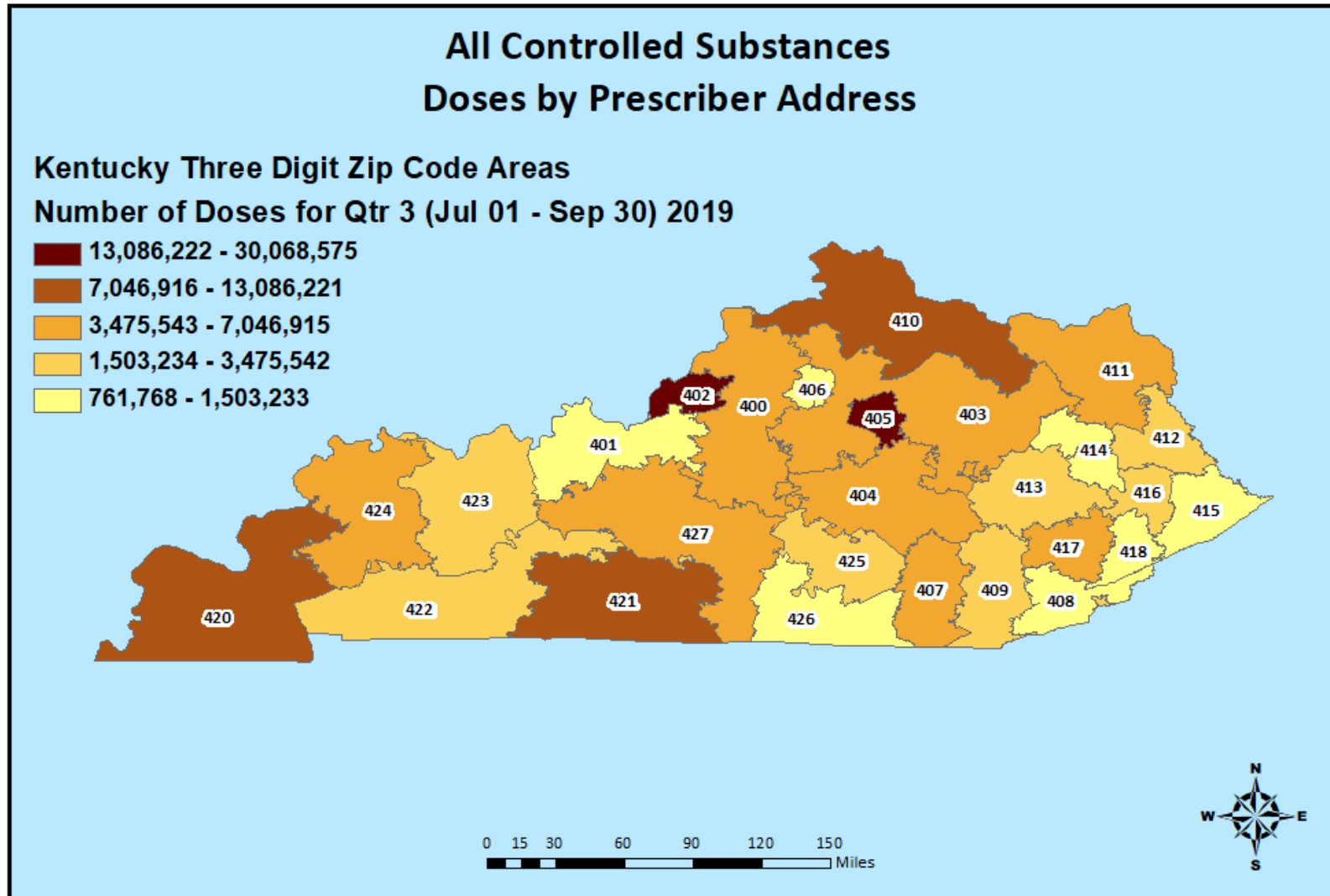
Rate per 1,000 of 7-Day Overlap by Patient Address
Quarter 3 (Jul 01 - Sep 30) 2019



Patients with Seven or More Days of Overlapping Opioid and Benzodiazepine Prescriptions Q3 2019

| Rate of Patients With at Least a 7-Day Overlap of Opioids and Benzodiazepines per 1,000 for Quarter 3, 2019 | | | | | | | |
|---|----------|-----------|----------|------------|----------|------------|----------|
| COUNTY | PER 1000 | COUNTY | PER 1000 | COUNTY | PER 1000 | COUNTY | PER 1000 |
| ADAIR | 12 | EDMONSON | 9 | KNOX | 18 | NICHOLAS | 7 |
| ALLEN | 8 | ELLIOTT | 7 | LARUE | 13 | OHIO | 7 |
| ANDERSON | 7 | ESTILL | 14 | LAUREL | 10 | OLDHAM | 4 |
| BALLARD | 13 | FAYETTE | 4 | LAWRENCE | 13 | OWEN | 5 |
| BARREN | 9 | FLEMING | 9 | LEE | 24 | OWSLEY | 27 |
| BATH | 7 | FLOYD | 24 | LESLIE | 8 | PENDLETON | 8 |
| BELL | 31 | FRANKLIN | 6 | LETCHER | 7 | PERRY | 18 |
| BOONE | 6 | FULTON | 11 | LEWIS | 9 | PIKE | 7 |
| BOURBON | 7 | GALLATIN | 8 | LINCOLN | 11 | POWELL | 17 |
| BOYD | 5 | GARRARD | 7 | LIVINGSTON | 20 | PULASKI | 11 |
| BOYLE | 10 | GRANT | 8 | LOGAN | 6 | ROBERTSON | 6 |
| BRACKEN | 13 | GRAVES | 15 | LYON | 15 | ROCKCASTLE | 6 |
| BREATHITT | 16 | GRAYSON | 11 | MADISON | 6 | ROWAN | 6 |
| BRECKINRIDGE | 8 | GREEN | 8 | MAGOFFIN | 23 | RUSSELL | 3 |
| BULLITT | 7 | GREENUP | 11 | MARION | 10 | SCOTT | 6 |
| BUTLER | 7 | HANCOCK | 5 | MARSHALL | 17 | SHELBY | 6 |
| CALDWELL | 13 | HARDIN | 6 | MARTIN | 19 | SIMPSON | 4 |
| CALLOWAY | 13 | HARLAN | 14 | MASON | 7 | SPENCER | 7 |
| CAMPBELL | 7 | HARRISON | 9 | MCCRACKEN | 16 | TAYLOR | 13 |
| CARLISLE | 17 | HART | 8 | MCCREARY | 9 | TODD | 6 |
| CARROLL | 9 | HENDERSON | 13 | MCLEAN | 9 | TRIGG | 10 |
| CARTER | 8 | HENRY | 8 | MEADE | 5 | TRIMBLE | 6 |
| CASEY | 13 | HICKMAN | 8 | MENIFEE | 10 | UNION | 12 |
| CHRISTIAN | 5 | HOPKINS | 7 | MERCER | 8 | WARREN | 5 |
| CLARK | 6 | JACKSON | 8 | METCALFE | 13 | WASHINGTON | 8 |
| CLAY | 26 | JEFFERSON | 6 | MONROE | 7 | WAYNE | 15 |
| CLINTON | 15 | JESSAMINE | 6 | MONTGOMERY | 10 | WEBSTER | 8 |
| CRITTENDEN | 16 | JOHNSON | 24 | MORGAN | 11 | WHITLEY | 22 |
| CUMBERLAND | 11 | KENTON | 5 | MUHLENBERG | 9 | WOLFE | 19 |
| DAVISS | 4 | KNOTT | 17 | NELSON | 8 | WOODFORD | 6 |

Controlled Substance Prescribing Q3 2019




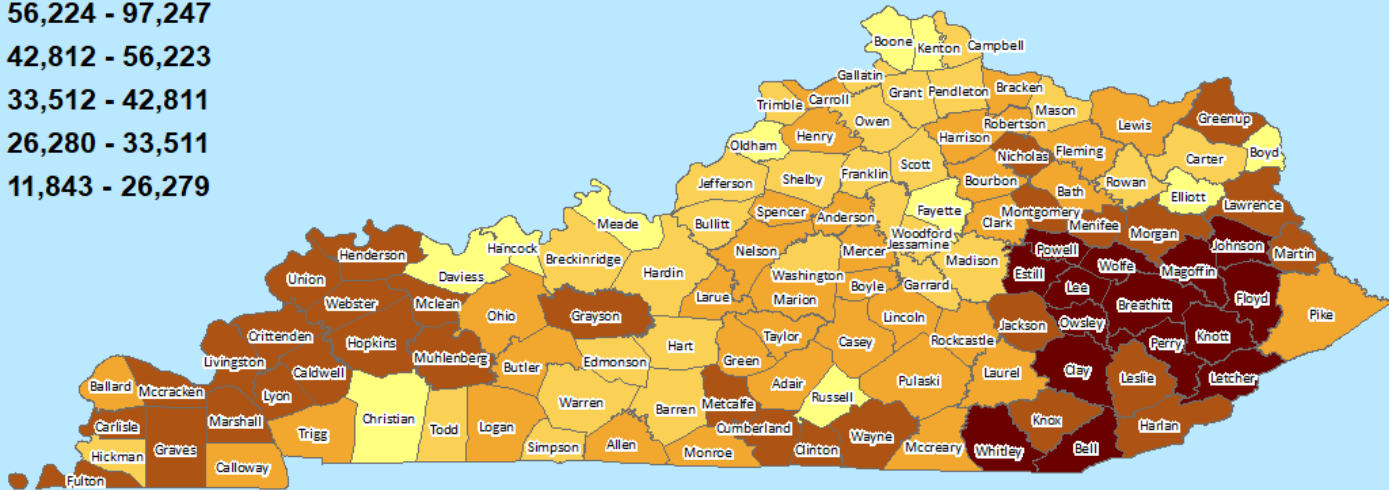

Controlled Substance Prescribing Q3 2019

| 3 Digit Zip | Doses By Prescriber Zip-Actual Number of all Controlled Substances for Quarter 3, 2019 |
|---------------|---|
| 400 | 4,122,911 |
| 401 | 1,503,233 |
| 402 | 30,068,575 |
| 403 | 7,046,915 |
| 404 | 5,335,877 |
| 405 | 19,465,778 |
| 406 | 1,401,675 |
| 407 | 4,915,487 |
| 408 | 930,781 |
| 409 | 3,475,542 |
| 410 | 13,086,221 |
| 411 | 4,147,077 |
| 412 | 2,274,017 |
| 413 | 2,075,901 |
| 414 | 796,669 |
| 415 | 761,768 |
| 416 | 2,381,347 |
| 417 | 3,954,213 |
| 418 | 865,584 |
| 420 | 10,142,081 |
| 421 | 8,755,514 |
| 422 | 2,292,959 |
| 423 | 2,358,581 |
| 424 | 4,668,562 |
| 425 | 2,360,509 |
| 426 | 1,480,563 |
| 427 | 5,956,231 |
| Totals | 146,624,571 |

Controlled Substance Usage Q3 2019

All Controlled Substances Usage Dosage Rate per 1000 by Patient Address

Doses per 1000 by Patient Address
Quarter 3 (Jul 01 - Sep 30) 2019



Controlled Substance Usage

Q3 2019

| Actual Number of All Controlled Substances Doses for Quarter 3, 2019 | | | | | | | |
|--|-----------|-----------|------------|------------|-----------|--------------------|-----------|
| COUNTY | # DOSES | COUNTY | # DOSES | COUNTY | # DOSES | COUNTY | # DOSES |
| ADAIR | 671,318 | EDMONSON | 388,135 | KNOX | 1,656,574 | NICHOLAS | 320,894 |
| ALLEN | 743,723 | ELLIOTT | 186,870 | LARUE | 593,871 | OHIO | 980,968 |
| ANDERSON | 781,344 | ESTILL | 867,833 | LAUREL | 2,442,449 | OLDHAM | 1,460,536 |
| BALLARD | 301,727 | FAYETTE | 7,252,029 | LAWRENCE | 732,935 | OWEN | 303,319 |
| BARREN | 1,474,267 | FLEMING | 542,154 | LEE | 518,472 | OWSLEY | 436,738 |
| BATH | 527,733 | FLOYD | 2,787,363 | LESLIE | 569,824 | PENDLETON | 463,904 |
| BELL | 1,819,366 | FRANKLIN | 1,573,196 | LETCHER | 1,387,219 | PERRY | 2,187,352 |
| BOONE | 3,330,598 | FULTON | 268,240 | LEWIS | 529,600 | PIKE | 2,336,457 |
| BOURBON | 738,791 | GALLATIN | 265,854 | LINCOLN | 961,718 | POWELL | 789,689 |
| BOYD | 1,097,741 | GARRARD | 539,033 | LIVINGSTON | 501,153 | PULASKI | 2,466,083 |
| BOYLE | 1,036,293 | GRANT | 739,005 | LOGAN | 975,101 | ROBERTSON | 79,015 |
| BRACKEN | 344,394 | GRAVES | 1,720,801 | LYON | 379,727 | ROCKCASTLE | 666,029 |
| BREATHITT | 836,538 | GRAYSON | 1,370,806 | MADISON | 2,986,308 | ROWAN | 679,447 |
| BRECKINRIDGE | 646,094 | GREEN | 384,723 | MAGOFFIN | 852,699 | RUSSELL | 209,886 |
| BULLITT | 2,460,814 | GREENUP | 1,789,263 | MARION | 680,607 | SCOTT | 1,517,635 |
| BUTLER | 476,724 | HANCOCK | 231,520 | MARSHALL | 1,505,141 | SHELBY | 1,391,399 |
| CALDWELL | 595,144 | HARDIN | 3,410,445 | MARTIN | 652,599 | SIMPSON | 565,652 |
| CALLOWAY | 1,403,948 | HARLAN | 1,527,480 | MASON | 514,945 | SPENCER | 645,061 |
| CAMPBELL | 2,493,418 | HARRISON | 735,558 | MCCRACKEN | 3,039,071 | TAYLOR | 1,045,441 |
| CARLISLE | 222,145 | HART | 608,631 | MCCREARY | 688,642 | TODD | 402,896 |
| CARROLL | 453,706 | HENDERSON | 2,102,202 | MCLEAN | 421,260 | TRIGG | 557,142 |
| CARTER | 868,573 | HENRY | 562,950 | MEADE | 641,065 | TRIMBLE | 249,356 |
| CASEY | 574,584 | HICKMAN | 141,626 | MENIFEE | 298,223 | UNION | 659,868 |
| CHRISTIAN | 1,716,518 | HOPKINS | 2,003,567 | MERCER | 788,661 | WARREN | 3,496,673 |
| CLARK | 1,413,953 | JACKSON | 632,283 | METCALFE | 454,724 | WASHINGTON | 365,306 |
| CLAY | 1,712,207 | JEFFERSON | 23,026,750 | MONROE | 425,580 | WAYNE | 932,116 |
| CLINTON | 480,043 | JESSAMINE | 1,709,225 | MONTGOMERY | 1,266,413 | WEBSTER | 696,948 |
| CRITTENDEN | 450,525 | JOHNSON | 1,379,455 | MORGAN | 584,697 | WHITLEY | 2,599,377 |
| CUMBERLAND | 295,678 | KENTON | 3,828,884 | MUHLENBERG | 1,647,299 | WOLFE | 425,288 |
| DAVISS | 2,160,170 | KNOTT | 1,016,032 | NELSON | 1,664,428 | WOODFORD | 777,164 |
| TOTAL | | | | | | 155,788,634 | |

Per 1000 Controlled Substance Usage Q3 2019


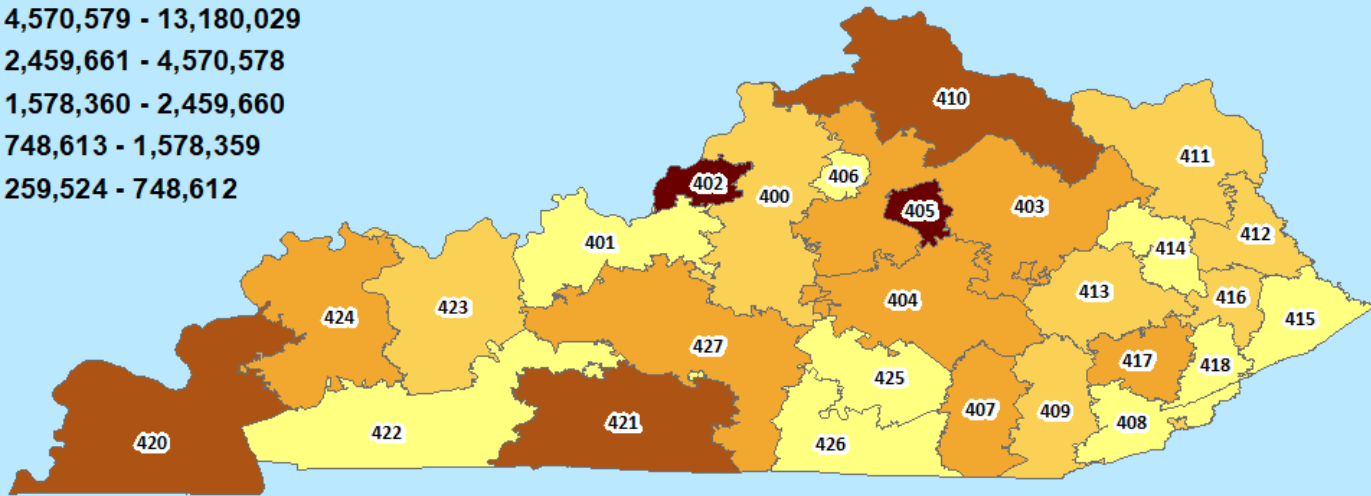
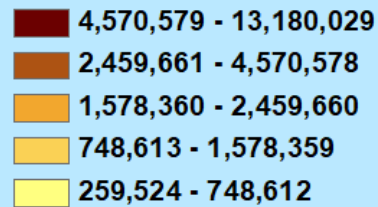
| Actual Number of All Controlled Substances Doses per 1,000 Residents for Quarter 3, 2019 | | | | | | | |
|--|----------|-----------|----------|------------|----------|------------|----------|
| COUNTY | PER 1000 | COUNTY | PER 1000 | COUNTY | PER 1000 | COUNTY | PER 1000 |
| ADAIR | 34,819 | EDMONSON | 32,040 | KNOX | 52,279 | NICHOLAS | 45,298 |
| ALLEN | 36,049 | ELLIOTT | 24,627 | LARUE | 42,130 | OHIO | 40,240 |
| ANDERSON | 35,262 | ESTILL | 60,658 | LAUREL | 40,539 | OLDHAM | 22,278 |
| BALLARD | 37,463 | FAYETTE | 22,773 | LAWRENCE | 46,204 | OWEN | 28,502 |
| BARREN | 33,511 | FLEMING | 37,372 | LEE | 78,795 | OWSLEY | 97,247 |
| BATH | 42,811 | FLOYD | 75,111 | LESLIE | 54,073 | PENDLETON | 31,862 |
| BELL | 67,093 | FRANKLIN | 31,115 | LETCHER | 60,915 | PERRY | 79,997 |
| BOONE | 25,912 | FULTON | 43,412 | LEWIS | 39,399 | PIKE | 38,584 |
| BOURBON | 36,884 | GALLATIN | 30,881 | LINCOLN | 39,460 | POWELL | 64,161 |
| BOYD | 22,807 | GARRARD | 31,172 | LIVINGSTON | 54,068 | PULASKI | 38,559 |
| BOYLE | 34,522 | GRANT | 29,652 | LOGAN | 36,668 | ROBERTSON | 36,666 |
| BRACKEN | 40,999 | GRAVES | 46,280 | LYON | 47,060 | ROCKCASTLE | 39,527 |
| BREATHITT | 62,973 | GRAYSON | 52,353 | MADISON | 33,349 | ROWAN | 27,788 |
| BRECKINRIDGE | 32,368 | GREEN | 34,785 | MAGOFFIN | 67,226 | RUSSELL | 11,843 |
| BULLITT | 31,090 | GREENUP | 49,850 | MARION | 35,439 | SCOTT | 28,119 |
| BUTLER | 37,114 | HANCOCK | 26,279 | MARSHALL | 47,988 | SHELBY | 29,982 |
| CALDWELL | 47,354 | HARDIN | 31,779 | MARTIN | 54,374 | SIMPSON | 31,281 |
| CALLOWAY | 36,526 | HARLAN | 56,223 | MASON | 29,956 | SPENCER | 35,299 |
| CAMPBELL | 27,040 | HARRISON | 39,449 | MCCRACKEN | 46,639 | TAYLOR | 41,164 |
| CARLISLE | 45,756 | HART | 32,675 | MCCREARY | 39,326 | TODD | 32,769 |
| CARROLL | 42,486 | HENDERSON | 45,450 | MCLEAN | 44,460 | TRIGG | 39,059 |
| CARTER | 32,115 | HENRY | 35,589 | MEADE | 22,793 | TRIMBLE | 28,928 |
| CASEY | 36,332 | HICKMAN | 30,609 | MENIFEE | 46,539 | UNION | 44,346 |
| CHRISTIAN | 23,725 | HOPKINS | 43,647 | MERCER | 36,721 | WARREN | 27,855 |
| CLARK | 39,475 | JACKSON | 47,298 | METCALFE | 45,391 | WASHINGTON | 29,970 |
| CLAY | 82,452 | JEFFERSON | 30,086 | MONROE | 40,195 | WAYNE | 45,574 |
| CLINTON | 47,169 | JESSAMINE | 32,646 | MONTGOMERY | 45,602 | WEBSTER | 52,339 |
| CRITTENDEN | 49,034 | JOHNSON | 60,034 | MORGAN | 43,969 | WHITLEY | 72,013 |
| CUMBERLAND | 43,882 | KENTON | 23,213 | MUHLENBERG | 53,091 | WOLFE | 59,406 |
| DAVISS | 21,672 | KNOTT | 65,365 | NELSON | 36,533 | WOODFORD | 29,749 |

Opioid Prescribing Q3 2019

All Opioid Controlled Substances Doses by Prescriber Address

Kentucky Three Digit Zip Code Areas

Number of Opioid Doses for Qtr 3 (Jul 01 - Sep 30) 2019



Opioid Prescribing


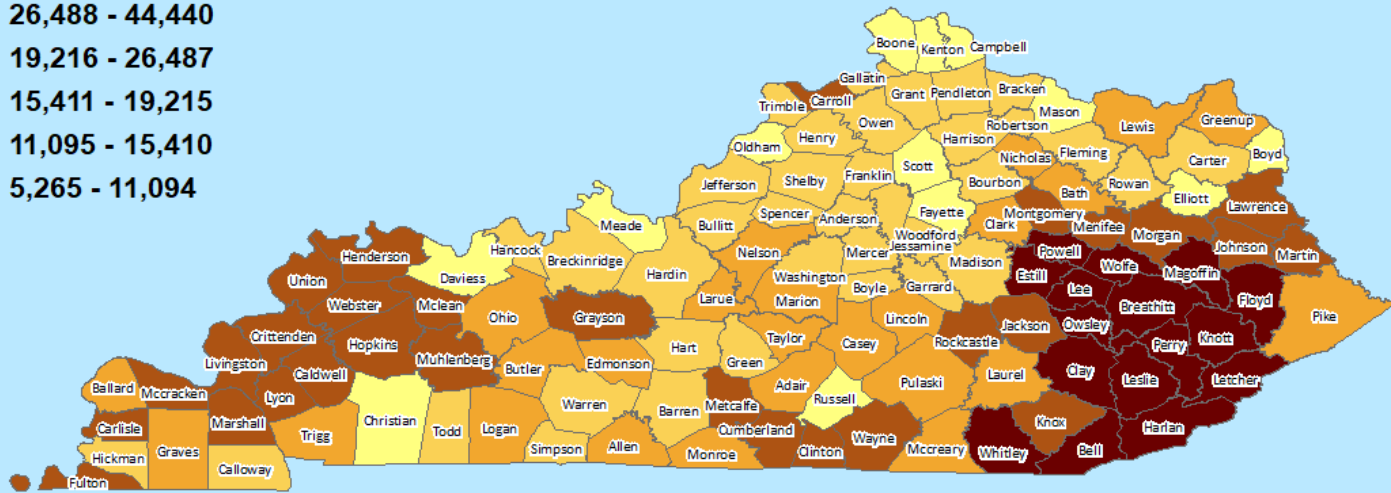

Q3 2019

| 3 Digit Zip | Doses By Prescriber Zip-Actual Number of All Opioids for Quarter 3, 2019 |
|---------------|--|
| 400 | 1,278,370 |
| 401 | 525,011 |
| 402 | 13,180,029 |
| 403 | 2,459,660 |
| 404 | 2,278,745 |
| 405 | 8,732,089 |
| 406 | 748,612 |
| 407 | 2,039,401 |
| 408 | 425,580 |
| 409 | 1,578,359 |
| 410 | 4,570,578 |
| 411 | 1,470,905 |
| 412 | 970,732 |
| 413 | 1,047,865 |
| 414 | 320,140 |
| 415 | 259,524 |
| 416 | 1,105,069 |
| 417 | 2,035,579 |
| 418 | 352,965 |
| 420 | 4,410,790 |
| 421 | 4,243,907 |
| 422 | 721,090 |
| 423 | 937,619 |
| 424 | 2,056,619 |
| 425 | 742,309 |
| 426 | 679,777 |
| 427 | 2,457,373 |
| Totals | 61,628,697 |

Opioid Usage Q3 2019

All Opioid Controlled Substance Usage Dosage Rate per 1000 by Patient Address

Doses per 1000 by Patient Address
Qtr 3 (Jul 01 - Sep 30) 2019



Opioid Usage

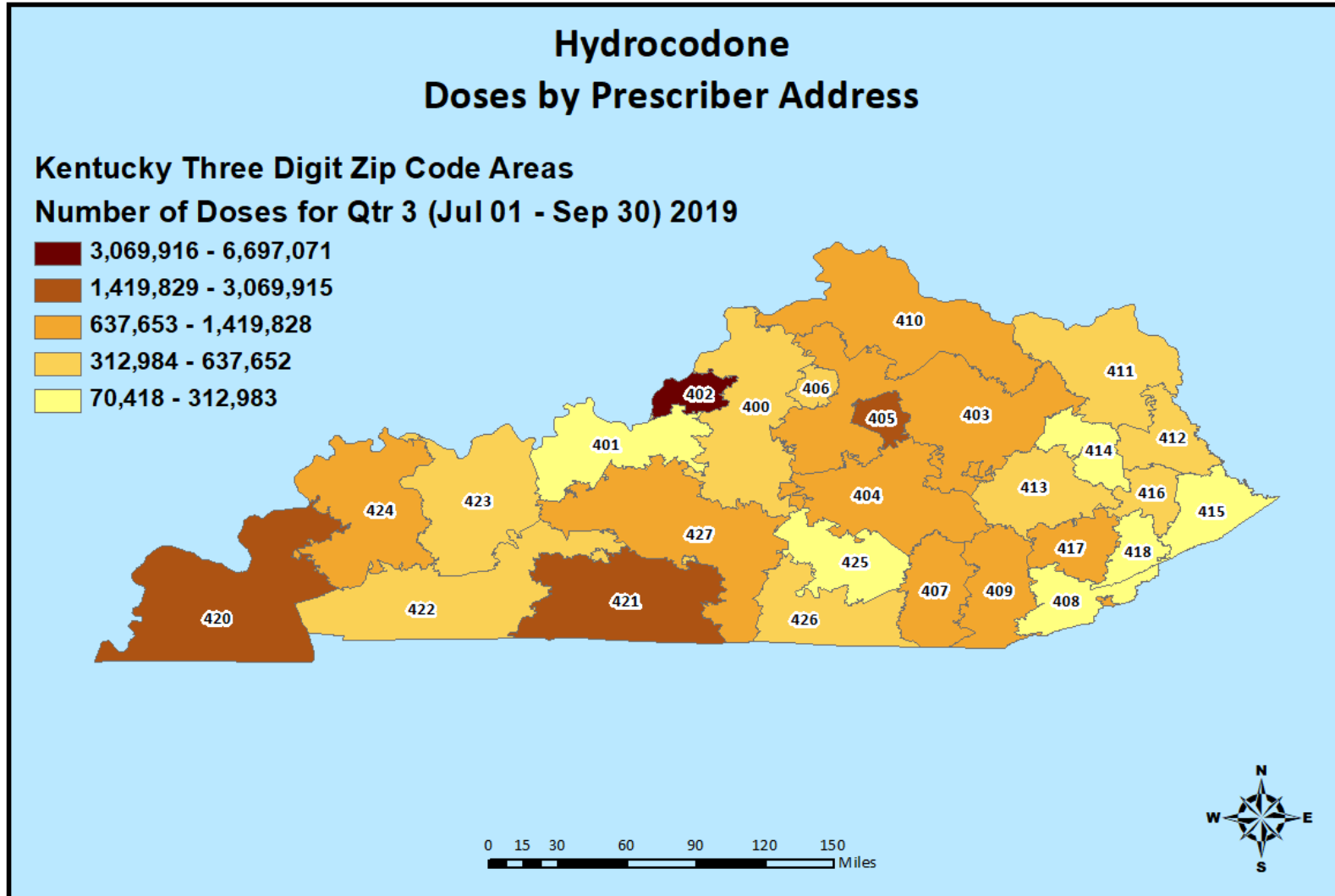
Q3 2019

| Actual Number of All Opioid Doses for Quarter 3, 2019 | | | | | | | |
|---|-----------|-----------|-----------|------------|-----------|--------------|-------------------|
| COUNTY | # DOSES | COUNTY | # DOSES | COUNTY | # DOSES | COUNTY | # DOSES |
| ADAIR | 302,845 | EDMONSON | 191,947 | KNOX | 714,750 | NICHOLAS | 134,020 |
| ALLEN | 368,036 | ELLIOTT | 83,408 | LARUE | 252,986 | OHIO | 468,420 |
| ANDERSON | 341,465 | ESTILL | 401,331 | LAUREL | 1,071,388 | OLDHAM | 501,635 |
| BALLARD | 142,916 | FAYETTE | 2,491,945 | LAWRENCE | 314,345 | OWEN | 126,763 |
| BARREN | 650,391 | FLEMING | 204,045 | LEE | 241,772 | OWSLEY | 199,580 |
| BATH | 230,952 | FLOYD | 1,348,806 | LESLIE | 316,117 | PENDLETON | 198,286 |
| BELL | 864,985 | FRANKLIN | 655,339 | LETCHER | 635,383 | PERRY | 1,046,208 |
| BOONE | 1,218,611 | FULTON | 121,734 | LEWIS | 218,704 | PIKE | 1,055,690 |
| BOURBON | 291,991 | GALLATIN | 124,024 | LINCOLN | 429,605 | POWELL | 368,102 |
| BOYD | 383,402 | GARRARD | 237,559 | LIVINGSTON | 237,444 | PULASKI | 1,017,117 |
| BOYLE | 428,875 | GRANT | 327,856 | LOGAN | 443,705 | ROBERTSON | 29,084 |
| BRACKEN | 123,569 | GRAVES | 705,767 | LYON | 158,919 | ROCKCASTLE | 365,731 |
| BREATHITT | 405,951 | GRAYSON | 606,776 | MADISON | 1,291,645 | ROWAN | 292,438 |
| BRECKINRIDGE | 296,396 | GREEN | 169,411 | MAGOFFIN | 394,895 | RUSSELL | 93,313 |
| BULLITT | 1,111,504 | GREENUP | 646,459 | MARION | 303,940 | SCOTT | 598,775 |
| BUTLER | 224,504 | HANCOCK | 104,095 | MARSHALL | 631,873 | SHELBY | 569,510 |
| CALDWELL | 247,258 | HARDIN | 1,443,805 | MARTIN | 255,030 | SIMPSON | 255,159 |
| CALLOWAY | 539,131 | HARLAN | 757,639 | MASON | 164,671 | SPENCER | 275,651 |
| CAMPBELL | 945,985 | HARRISON | 277,578 | MCCRACKEN | 1,279,406 | TAYLOR | 459,769 |
| CARLISLE | 98,372 | HART | 286,232 | MCCREARY | 333,022 | TODD | 174,685 |
| CARROLL | 214,132 | HENDERSON | 910,481 | MCLEAN | 202,738 | TRIGG | 227,934 |
| CARTER | 361,346 | HENRY | 240,823 | MEADE | 298,210 | TRIMBLE | 125,093 |
| CASEY | 254,422 | HICKMAN | 59,897 | MENIFEE | 141,802 | UNION | 307,359 |
| CHRISTIAN | 711,664 | HOPKINS | 966,082 | MERCER | 327,172 | WARREN | 1,490,005 |
| CLARK | 600,700 | JACKSON | 277,192 | METCALFE | 214,928 | WASHINGTON | 150,986 |
| CLAY | 825,242 | JEFFERSON | 9,571,841 | MONROE | 187,921 | WAYNE | 469,709 |
| CLINTON | 237,105 | JESSAMINE | 675,468 | MONTGOMERY | 544,238 | WEBSTER | 342,275 |
| CRITTENDEN | 218,677 | JOHNSON | 608,616 | MORGAN | 278,797 | WHITLEY | 1,133,772 |
| CUMBERLAND | 147,319 | KENTON | 1,408,277 | MUHLENBERG | 818,090 | WOLFE | 198,931 |
| DAVISS | 891,214 | KNOTT | 494,196 | NELSON | 715,541 | WOODFORD | 301,560 |
| | | | | | | TOTAL | 66,474,186 |

Per 1000 Opioid Usage Q3 2019

| Actual Number of All Opioid Doses per 1,000 Residents for Quarter 3, 2019 | | | | | | | |
|---|----------|-----------|----------|------------|----------|------------|----------|
| COUNTY | PER 1000 | COUNTY | PER 1000 | COUNTY | PER 1000 | COUNTY | PER 1000 |
| ADAIR | 15,708 | EDMONSON | 15,845 | KNOX | 22,557 | NICHOLAS | 18,919 |
| ALLEN | 17,839 | ELLIOTT | 10,992 | LARUE | 17,947 | OHIO | 19,215 |
| ANDERSON | 15,410 | ESTILL | 28,051 | LAUREL | 17,782 | OLDHAM | 7,652 |
| BALLARD | 17,745 | FAYETTE | 7,825 | LAWRENCE | 19,816 | OWEN | 11,912 |
| BARREN | 14,784 | FLEMING | 14,065 | LEE | 36,743 | OWSLEY | 44,440 |
| BATH | 18,735 | FLOYD | 36,346 | LESLIE | 29,998 | PENDLETON | 13,619 |
| BELL | 31,898 | FRANKLIN | 12,962 | LETCHER | 27,901 | PERRY | 38,262 |
| BOONE | 9,481 | FULTON | 19,701 | LEWIS | 16,270 | PIKE | 17,434 |
| BOURBON | 14,578 | GALLATIN | 14,406 | LINCOLN | 17,627 | POWELL | 29,908 |
| BOYD | 7,966 | GARRARD | 13,738 | LIVINGSTON | 25,617 | PULASKI | 15,903 |
| BOYLE | 14,287 | GRANT | 13,155 | LOGAN | 16,685 | ROBERTSON | 13,496 |
| BRACKEN | 14,711 | GRAVES | 18,981 | LYON | 19,695 | ROCKCASTLE | 21,705 |
| BREATHITT | 30,559 | GRAYSON | 23,174 | MADISON | 14,424 | ROWAN | 11,960 |
| BRECKINRIDGE | 14,849 | GREEN | 15,317 | MAGOFFIN | 31,133 | RUSSELL | 5,265 |
| BULLITT | 14,043 | GREENUP | 18,011 | MARION | 15,826 | SCOTT | 11,094 |
| BUTLER | 17,478 | HANCOCK | 11,816 | MARSHALL | 20,146 | SHELBY | 12,272 |
| CALDWELL | 19,674 | HARDIN | 13,454 | MARTIN | 21,249 | SIMPSON | 14,110 |
| CALLOWAY | 14,026 | HARLAN | 27,887 | MASON | 9,579 | SPENCER | 15,084 |
| CAMPBELL | 10,259 | HARRISON | 14,887 | MCCRACKEN | 19,634 | TAYLOR | 18,103 |
| CARLISLE | 20,262 | HART | 15,367 | MCCREARY | 19,018 | TODD | 14,208 |
| CARROLL | 20,052 | HENDERSON | 19,685 | MCLEAN | 21,397 | TRIGG | 15,980 |
| CARTER | 13,360 | HENRY | 15,225 | MEADE | 10,603 | TRIMBLE | 14,512 |
| CASEY | 16,087 | HICKMAN | 12,945 | MENIFEE | 22,129 | UNION | 20,656 |
| CHRISTIAN | 9,836 | HOPKINS | 21,046 | MERCER | 15,234 | WARREN | 11,870 |
| CLARK | 16,770 | JACKSON | 20,735 | METCALFE | 21,454 | WASHINGTON | 12,387 |
| CLAY | 39,740 | JEFFERSON | 12,506 | MONROE | 17,748 | WAYNE | 22,965 |
| CLINTON | 23,298 | JESSAMINE | 12,901 | MONTGOMERY | 19,597 | WEBSTER | 25,704 |
| CRITTENDEN | 23,800 | JOHNSON | 26,487 | MORGAN | 20,965 | WHITLEY | 31,410 |
| CUMBERLAND | 21,864 | KENTON | 8,538 | MUHLENBERG | 26,366 | WOLFE | 27,788 |
| DAVISS | 8,941 | KNOTT | 31,793 | NELSON | 15,706 | WOODFORD | 11,543 |

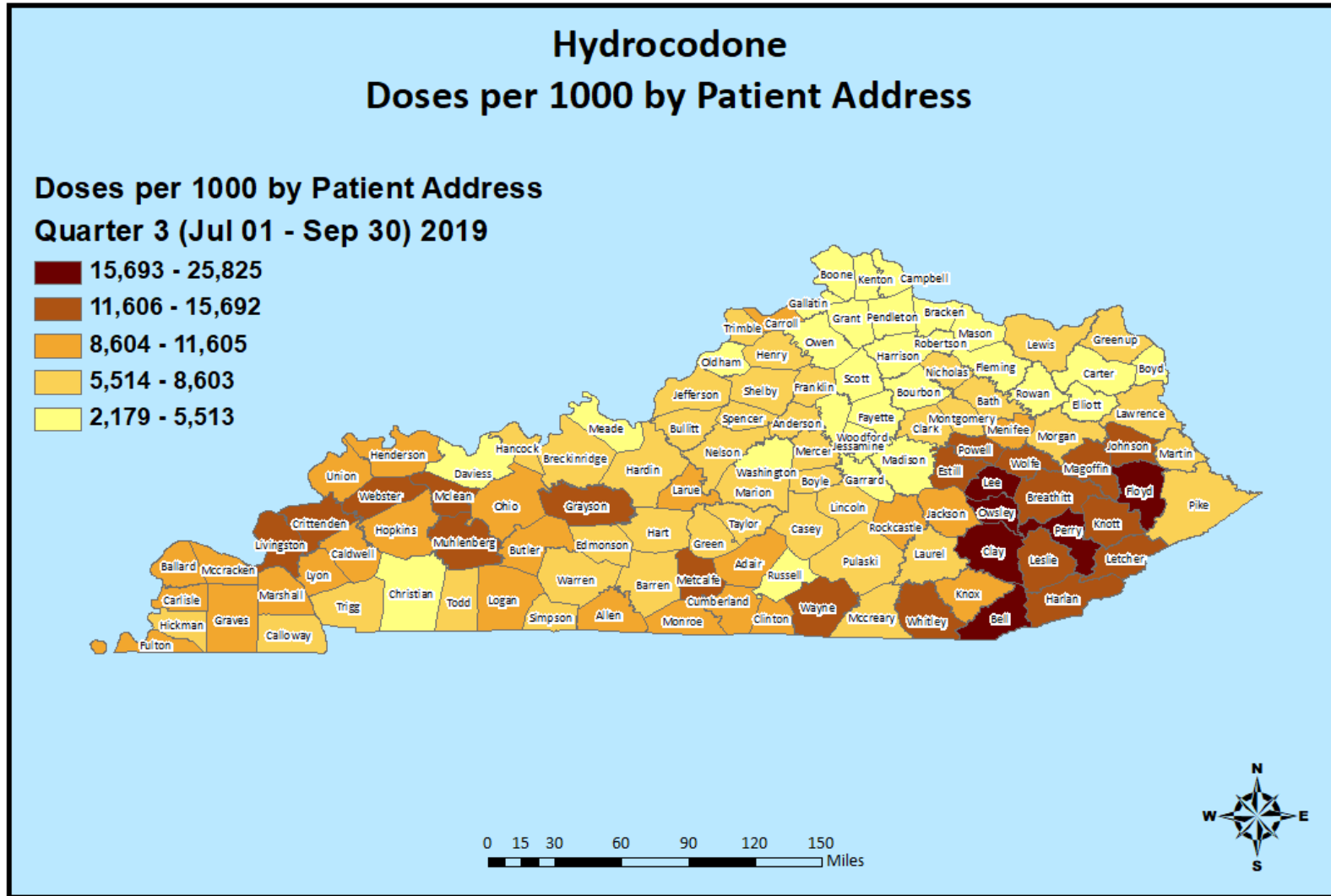
Hydrocodone Prescribing Q3 2019



Hydrocodone Prescribing Q3 2019

| 3 Digit Zip | Doses By Prescriber Zip-Actual Number of all Hydrocodone Doses for Quarter 3, 2019 |
|---------------|---|
| 400 | 637,652 |
| 401 | 253,936 |
| 402 | 6,697,071 |
| 403 | 939,000 |
| 404 | 1,017,023 |
| 405 | 3,069,915 |
| 406 | 388,786 |
| 407 | 1,013,961 |
| 408 | 207,152 |
| 409 | 946,774 |
| 410 | 1,419,828 |
| 411 | 536,078 |
| 412 | 373,459 |
| 413 | 506,475 |
| 414 | 151,757 |
| 415 | 70,418 |
| 416 | 599,576 |
| 417 | 1,218,436 |
| 418 | 124,869 |
| 420 | 2,270,927 |
| 421 | 2,398,070 |
| 422 | 430,674 |
| 423 | 456,292 |
| 424 | 1,163,024 |
| 425 | 312,983 |
| 426 | 396,961 |
| 427 | 1,241,918 |
| Totals | 28,843,015 |

Hydrocodone Usage Q3 2019



Hydrocodone Usage

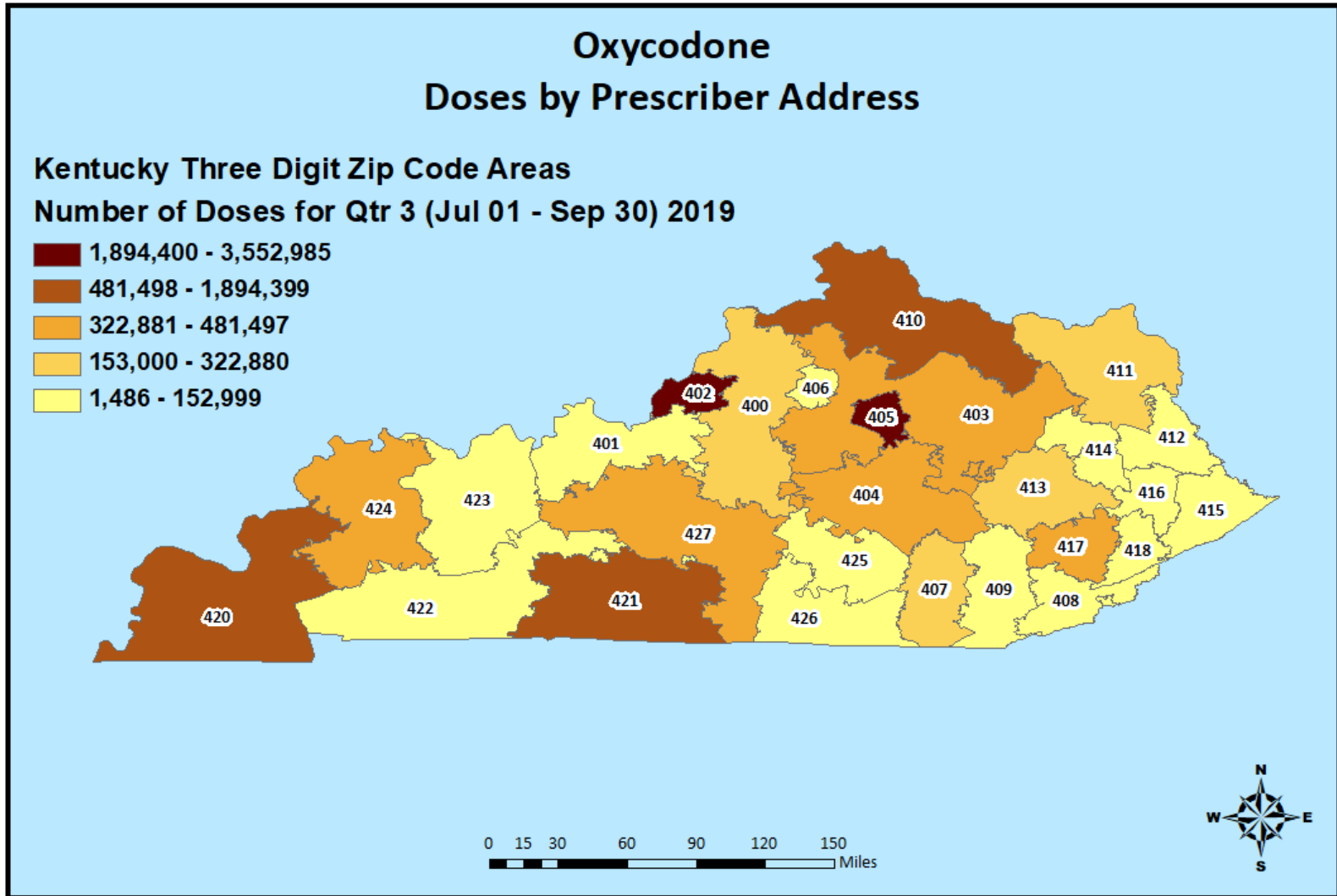
Q3 2019

| Actual Number of Hydrocodone Doses for Quarter 3, 2019 | | | | | | | |
|--|---------|-----------|-----------|------------|---------|--------------|-------------------|
| COUNTY | # DOSES | COUNTY | # DOSES | COUNTY | # DOSES | COUNTY | # DOSES |
| ADAIR | 179,998 | EDMONSON | 98,406 | KNOX | 349,059 | NICHOLAS | 43,749 |
| ALLEN | 219,591 | ELLIOTT | 29,105 | LARUE | 132,737 | OHIO | 248,201 |
| ANDERSON | 164,924 | ESTILL | 172,426 | LAUREL | 470,298 | OLDHAM | 240,426 |
| BALLARD | 77,635 | FAYETTE | 891,906 | LAWRENCE | 126,515 | OWEN | 42,818 |
| BARREN | 363,058 | FLEMING | 77,969 | LEE | 134,481 | OWSLEY | 115,978 |
| BATH | 70,803 | FLOYD | 640,331 | LESLIE | 165,366 | PENDLETON | 57,787 |
| BELL | 520,664 | FRANKLIN | 302,081 | LETCHER | 298,034 | PERRY | 501,704 |
| BOONE | 343,913 | FULTON | 68,316 | LEWIS | 85,525 | PIKE | 508,765 |
| BOURBON | 97,795 | GALLATIN | 40,703 | LINCOLN | 193,393 | POWELL | 159,478 |
| BOYD | 125,901 | GARRARD | 93,086 | LIVINGSTON | 119,595 | PULASKI | 424,641 |
| BOYLE | 211,540 | GRANT | 85,022 | LOGAN | 249,886 | ROBERTSON | 11,880 |
| BRACKEN | 37,804 | GRAVES | 374,444 | LYON | 78,420 | ROCKCASTLE | 180,520 |
| BREATHITT | 189,244 | GRAYSON | 327,691 | MADISON | 491,273 | ROWAN | 92,041 |
| BRECKINRIDGE | 153,708 | GREEN | 78,975 | MAGOFFIN | 185,477 | RUSSELL | 50,322 |
| BULLITT | 552,203 | GREENUP | 221,013 | MARION | 148,048 | SCOTT | 221,761 |
| BUTLER | 133,966 | HANCOCK | 52,499 | MARSHALL | 305,832 | SHELBY | 274,551 |
| CALDWELL | 115,720 | HARDIN | 694,801 | MARTIN | 96,334 | SIMPSON | 119,710 |
| CALLOWAY | 288,533 | HARLAN | 326,252 | MASON | 52,226 | SPENCER | 138,232 |
| CAMPBELL | 271,350 | HARRISON | 100,202 | MCCRACKEN | 652,150 | TAYLOR | 218,492 |
| CARLISLE | 48,922 | HART | 155,609 | MCCREARY | 146,314 | TODD | 101,424 |
| CARROLL | 92,667 | HENDERSON | 463,014 | MCLEAN | 126,615 | TRIGG | 109,685 |
| CARTER | 121,795 | HENRY | 124,173 | MEADE | 146,720 | TRIMBLE | 60,141 |
| CASEY | 127,666 | HICKMAN | 31,657 | MENIFEE | 60,288 | UNION | 168,237 |
| CHRISTIAN | 377,228 | HOPKINS | 499,713 | MERCER | 139,690 | WARREN | 786,959 |
| CLARK | 204,491 | JACKSON | 122,895 | METCALFE | 134,903 | WASHINGTON | 63,646 |
| CLAY | 465,490 | JEFFERSON | 5,034,864 | MONROE | 104,786 | WAYNE | 243,870 |
| CLINTON | 104,339 | JESSAMINE | 230,825 | MONTGOMERY | 180,583 | WEBSTER | 184,058 |
| CRITTENDEN | 112,247 | JOHNSON | 283,853 | MORGAN | 105,856 | WHITLEY | 513,787 |
| CUMBERLAND | 78,196 | KENTON | 359,362 | MUHLENBERG | 457,634 | WOLFE | 107,398 |
| DAVISS | 473,902 | KNOTT | 236,846 | NELSON | 347,761 | WOODFORD | 115,046 |
| | | | | | | TOTAL | 30,934,438 |

Per 1000 Hydrocodone Usage Q3 2019

| Actual Number of Hydrocodone Doses per 1,000 Residents for Quarter 3, 2019 | | | | | | | |
|--|----------|-----------|----------|------------|----------|------------|----------|
| COUNTY | PER 1000 | COUNTY | PER 1000 | COUNTY | PER 1000 | COUNTY | PER 1000 |
| ADAIR | 9,336 | EDMONSON | 8,123 | KNOX | 11,016 | NICHOLAS | 6,176 |
| ALLEN | 10,644 | ELLIOTT | 3,836 | LARUE | 9,417 | OHIO | 10,181 |
| ANDERSON | 7,443 | ESTILL | 12,052 | LAUREL | 7,806 | OLDHAM | 3,667 |
| BALLARD | 9,639 | FAYETTE | 2,801 | LAWRENCE | 7,975 | OWEN | 4,023 |
| BARREN | 8,253 | FLEMING | 5,375 | LEE | 20,438 | OWSLEY | 25,825 |
| BATH | 5,744 | FLOYD | 17,255 | LESLIE | 15,692 | PENDLETON | 3,969 |
| BELL | 19,201 | FRANKLIN | 5,975 | LETCHER | 13,087 | PERRY | 18,349 |
| BOONE | 2,676 | FULTON | 11,056 | LEWIS | 6,363 | PIKE | 8,402 |
| BOURBON | 4,882 | GALLATIN | 4,728 | LINCOLN | 7,935 | POWELL | 12,957 |
| BOYD | 2,616 | GARRARD | 5,383 | LIVINGSTON | 12,903 | PULASKI | 6,640 |
| BOYLE | 7,047 | GRANT | 3,411 | LOGAN | 9,397 | ROBERTSON | 5,513 |
| BRACKEN | 4,500 | GRAVES | 10,071 | LYON | 9,719 | ROCKCASTLE | 10,713 |
| BREATHITT | 14,246 | GRAYSON | 12,515 | MADISON | 5,486 | ROWAN | 3,764 |
| BRECKINRIDGE | 7,700 | GREEN | 7,141 | MAGOFFIN | 14,623 | RUSSELL | 2,840 |
| BULLITT | 6,977 | GREENUP | 6,158 | MARION | 7,709 | SCOTT | 4,109 |
| BUTLER | 10,429 | HANCOCK | 5,959 | MARSHALL | 9,751 | SHELBY | 5,916 |
| CALDWELL | 9,208 | HARDIN | 6,474 | MARTIN | 8,026 | SIMPSON | 6,620 |
| CALLOWAY | 7,507 | HARLAN | 12,009 | MASON | 3,038 | SPENCER | 7,564 |
| CAMPBELL | 2,943 | HARRISON | 5,374 | MCCRACKEN | 10,008 | TAYLOR | 8,603 |
| CARLISLE | 10,077 | HART | 8,354 | MCCREARY | 8,356 | TODD | 8,249 |
| CARROLL | 8,677 | HENDERSON | 10,010 | MCLEAN | 13,363 | TRIGG | 7,690 |
| CARTER | 4,503 | HENRY | 7,850 | MEADE | 5,217 | TRIMBLE | 6,977 |
| CASEY | 8,072 | HICKMAN | 6,842 | MENIFEE | 9,408 | UNION | 11,306 |
| CHRISTIAN | 5,214 | HOPKINS | 10,886 | MERCER | 6,504 | WARREN | 6,269 |
| CLARK | 5,709 | JACKSON | 9,193 | METCALFE | 13,466 | WASHINGTON | 5,222 |
| CLAY | 22,416 | JEFFERSON | 6,578 | MONROE | 9,897 | WAYNE | 11,923 |
| CLINTON | 10,252 | JESSAMINE | 4,409 | MONTGOMERY | 6,503 | WEBSTER | 13,822 |
| CRITTENDEN | 12,217 | JOHNSON | 12,353 | MORGAN | 7,960 | WHITLEY | 14,234 |
| CUMBERLAND | 11,605 | KENTON | 2,179 | MUHLENBERG | 14,749 | WOLFE | 15,002 |
| DAVISS | 4,755 | KNOTT | 15,237 | NELSON | 7,633 | WOODFORD | 4,404 |

Oxycodone Prescribing Q3 2019




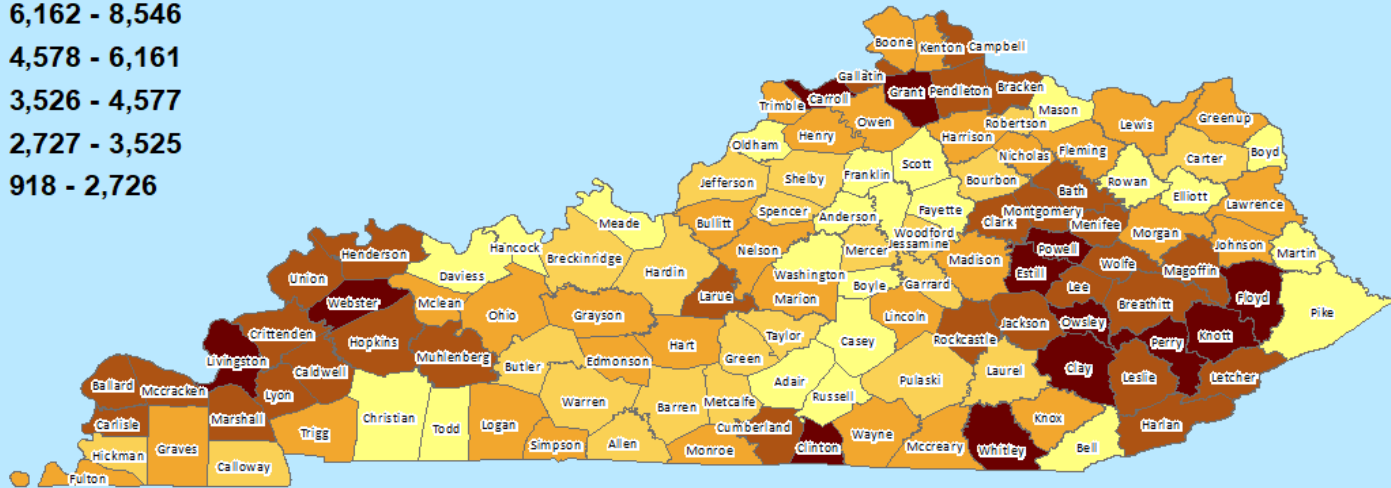

Oxycodone Prescribing Q3 2019

| 3 Digit Zip | Doses By Prescriber Zip-Actual Number of Oxycodone Doses for Quarter 3, 2019 |
|---------------|--|
| 400 | 233,592 |
| 401 | 66,536 |
| 402 | 3,552,985 |
| 403 | 461,946 |
| 404 | 388,114 |
| 405 | 2,852,754 |
| 406 | 131,074 |
| 407 | 322,880 |
| 408 | 64,850 |
| 409 | 81,984 |
| 410 | 1,894,399 |
| 411 | 268,353 |
| 412 | 106,029 |
| 413 | 169,677 |
| 414 | 14,251 |
| 415 | 1,486 |
| 416 | 152,999 |
| 417 | 404,433 |
| 418 | 63,550 |
| 420 | 1,128,528 |
| 421 | 1,031,701 |
| 422 | 76,458 |
| 423 | 58,692 |
| 424 | 481,497 |
| 425 | 81,903 |
| 426 | 117,088 |
| 427 | 452,430 |
| Totals | 14,660,189 |

Oxycodone Usage Q3 2019

Oxycodone Doses per 1000 by Patient Address

Doses per 1000 by Patient Address
Quarter 3 (Jul 01 - Sep 30) 2019



Oxycodone Usage

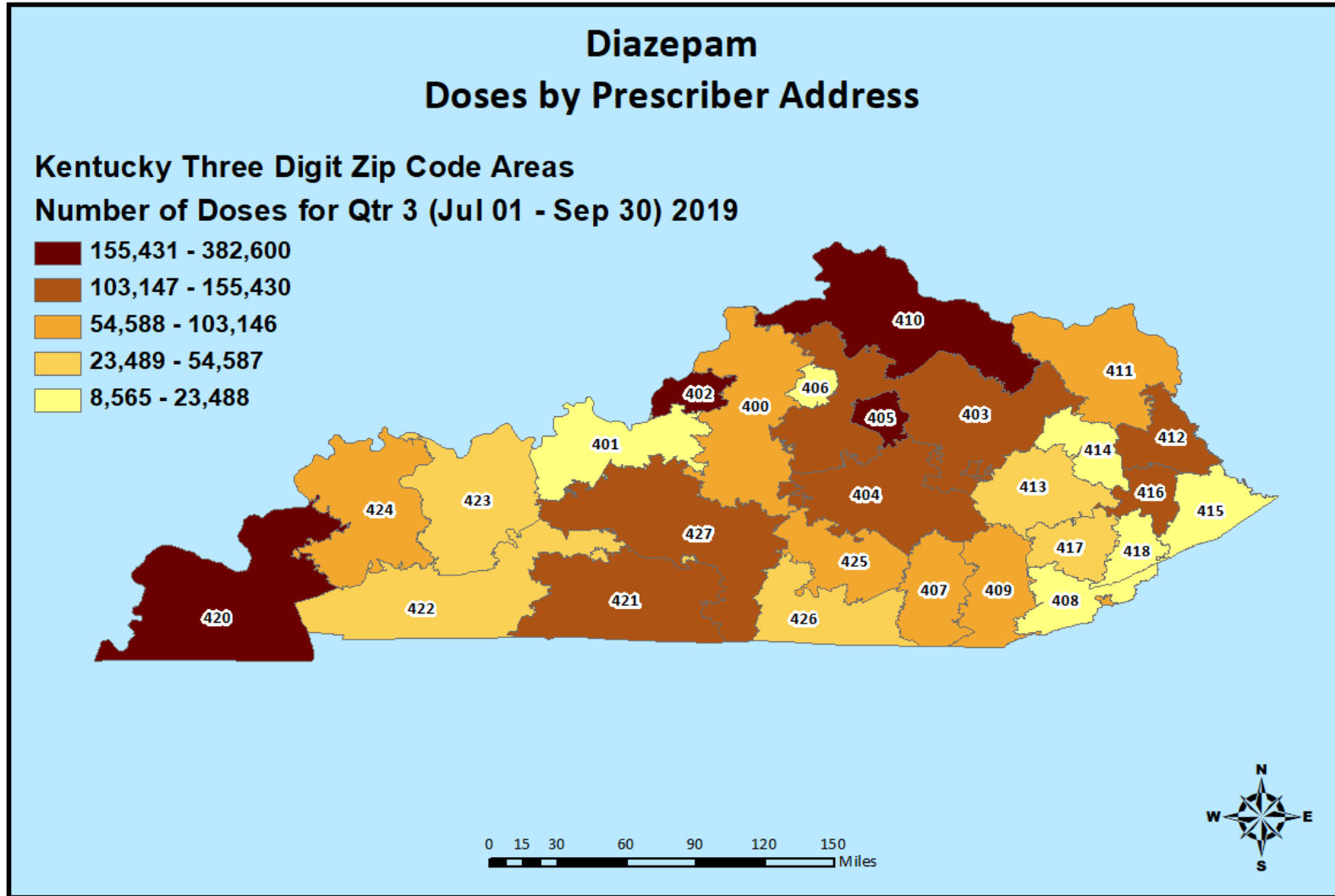
Q3 2019

| Actual Number of Oxycodone Doses for Quarter 3, 2019 | | | | | | | |
|--|---------|-----------|-----------|------------|---------|--------------|-------------------|
| COUNTY | # DOSES | COUNTY | # DOSES | COUNTY | # DOSES | COUNTY | # DOSES |
| ADAIR | 39,796 | EDMONSON | 46,907 | KNOX | 133,846 | NICHOLAS | 28,782 |
| ALLEN | 70,147 | ELLIOTT | 18,708 | LARUE | 66,279 | OHIO | 90,527 |
| ANDERSON | 60,239 | ESTILL | 107,043 | LAUREL | 197,977 | OLDHAM | 121,754 |
| BALLARD | 39,492 | FAYETTE | 613,972 | LAWRENCE | 57,594 | OWEN | 39,568 |
| BARREN | 131,664 | FLEMING | 54,512 | LEE | 33,976 | OWSLEY | 29,984 |
| BATH | 60,245 | FLOYD | 317,152 | LESLIE | 60,182 | PENDLETON | 82,670 |
| BELL | 71,466 | FRANKLIN | 134,926 | LETCHER | 124,541 | PERRY | 230,468 |
| BOONE | 516,225 | FULTON | 27,899 | LEWIS | 52,082 | PIKE | 152,571 |
| BOURBON | 70,432 | GALLATIN | 51,160 | LINCOLN | 95,117 | POWELL | 103,113 |
| BOYD | 77,853 | GARRARD | 58,205 | LIVINGSTON | 62,525 | PULASKI | 213,594 |
| BOYLE | 79,932 | GRANT | 158,237 | LOGAN | 101,796 | ROBERTSON | 6,423 |
| BRACKEN | 44,199 | GRAVES | 170,175 | LYON | 40,620 | ROCKCASTLE | 81,349 |
| BREATHITT | 71,282 | GRAYSON | 103,455 | MADISON | 324,954 | ROWAN | 56,113 |
| BRECKINRIDGE | 61,327 | GREEN | 34,105 | MAGOFFIN | 61,906 | RUSSELL | 16,270 |
| BULLITT | 299,149 | GREENUP | 129,840 | MARION | 77,933 | SCOTT | 134,408 |
| BUTLER | 43,829 | HANCOCK | 23,229 | MARSHALL | 174,661 | SHELBY | 147,295 |
| CALDWELL | 65,413 | HARDIN | 370,723 | MARTIN | 30,398 | SIMPSON | 71,490 |
| CALLOWAY | 113,312 | HARLAN | 141,024 | MASON | 43,337 | SPENCER | 60,846 |
| CAMPBELL | 435,209 | HARRISON | 72,562 | MCCRACKEN | 343,766 | TAYLOR | 77,332 |
| CARLISLE | 25,131 | HART | 70,233 | MCCREARY | 77,710 | TODD | 33,518 |
| CARROLL | 67,818 | HENDERSON | 246,723 | MCLEAN | 34,950 | TRIGG | 51,382 |
| CARTER | 78,775 | HENRY | 62,501 | MEADE | 75,196 | TRIMBLE | 31,455 |
| CASEY | 42,397 | HICKMAN | 13,751 | MENIFEE | 36,684 | UNION | 77,064 |
| CHRISTIAN | 155,367 | HOPKINS | 241,614 | MERCER | 70,984 | WARREN | 360,148 |
| CLARK | 174,952 | JACKSON | 67,065 | METCALFE | 35,311 | WASHINGTON | 31,608 |
| CLAY | 146,142 | JEFFERSON | 2,458,687 | MONROE | 41,088 | WAYNE | 91,327 |
| CLINTON | 84,389 | JESSAMINE | 180,435 | MONTGOMERY | 138,261 | WEBSTER | 85,202 |
| CRITTENDEN | 56,604 | JOHNSON | 101,482 | MORGAN | 47,774 | WHITLEY | 238,282 |
| CUMBERLAND | 36,819 | KENTON | 630,807 | MUHLENBERG | 164,845 | WOLFE | 40,061 |
| DAVISS | 187,178 | KNOTT | 119,927 | NELSON | 186,708 | WOODFORD | 64,999 |
| | | | | | | TOTAL | 16,076,446 |

Per 1000 Oxycodone Usage Q3 2019

| Actual Number of Oxycodone Doses per 1,000 Residents for Quarter 3, 2019 | | | | | | | |
|--|----------|-----------|----------|------------|----------|------------|----------|
| COUNTY | PER 1000 | COUNTY | PER 1000 | COUNTY | PER 1000 | COUNTY | PER 1000 |
| ADAIR | 2,064 | EDMONSON | 3,872 | KNOX | 4,224 | NICHOLAS | 4,063 |
| ALLEN | 3,400 | ELLIOTT | 2,465 | LARUE | 4,702 | OHIO | 3,713 |
| ANDERSON | 2,719 | ESTILL | 7,482 | LAUREL | 3,286 | OLDHAM | 1,857 |
| BALLARD | 4,903 | FAYETTE | 1,928 | LAWRENCE | 3,631 | OWEN | 3,718 |
| BARREN | 2,993 | FLEMING | 3,758 | LEE | 5,164 | OWSLEY | 6,676 |
| BATH | 4,887 | FLOYD | 8,546 | LESLIE | 5,711 | PENDLETON | 5,678 |
| BELL | 2,635 | FRANKLIN | 2,669 | LETCHER | 5,469 | PERRY | 8,429 |
| BOONE | 4,016 | FULTON | 4,515 | LEWIS | 3,875 | PIKE | 2,520 |
| BOURBON | 3,516 | GALLATIN | 5,943 | LINCOLN | 3,903 | POWELL | 8,378 |
| BOYD | 1,617 | GARRARD | 3,366 | LIVINGSTON | 6,746 | PULASKI | 3,340 |
| BOYLE | 2,663 | GRANT | 6,349 | LOGAN | 3,828 | ROBERTSON | 2,981 |
| BRACKEN | 5,262 | GRAVES | 4,577 | LYON | 5,034 | ROCKCASTLE | 4,828 |
| BREATHITT | 5,366 | GRAYSON | 3,951 | MADISON | 3,629 | ROWAN | 2,295 |
| BRECKINRIDGE | 3,072 | GREEN | 3,084 | MAGOFFIN | 4,881 | RUSSELL | 918 |
| BULLITT | 3,779 | GREENUP | 3,617 | MARION | 4,058 | SCOTT | 2,490 |
| BUTLER | 3,412 | HANCOCK | 2,637 | MARSHALL | 5,569 | SHELBY | 3,174 |
| CALDWELL | 5,205 | HARDIN | 3,454 | MARTIN | 2,533 | SIMPSON | 3,953 |
| CALLOWAY | 2,948 | HARLAN | 5,191 | MASON | 2,521 | SPENCER | 3,330 |
| CAMPBELL | 4,720 | HARRISON | 3,892 | MCCRACKEN | 5,276 | TAYLOR | 3,045 |
| CARLISLE | 5,176 | HART | 3,770 | MCCREARY | 4,438 | TODD | 2,726 |
| CARROLL | 6,351 | HENDERSON | 5,334 | MCLEAN | 3,689 | TRIGG | 3,602 |
| CARTER | 2,913 | HENRY | 3,951 | MEADE | 2,674 | TRIMBLE | 3,649 |
| CASEY | 2,681 | HICKMAN | 2,972 | MENIFEE | 5,725 | UNION | 5,179 |
| CHRISTIAN | 2,147 | HOPKINS | 5,263 | MERCER | 3,305 | WARREN | 2,869 |
| CLARK | 4,884 | JACKSON | 5,017 | METCALFE | 3,525 | WASHINGTON | 2,593 |
| CLAY | 7,038 | JEFFERSON | 3,212 | MONROE | 3,881 | WAYNE | 4,465 |
| CLINTON | 8,292 | JESSAMINE | 3,446 | MONTGOMERY | 4,979 | WEBSTER | 6,398 |
| CRITTENDEN | 6,161 | JOHNSON | 4,416 | MORGAN | 3,593 | WHITLEY | 6,601 |
| CUMBERLAND | 5,464 | KENTON | 3,824 | MUHLENBERG | 5,313 | WOLFE | 5,596 |
| DAVISS | 1,878 | KNOTT | 7,715 | NELSON | 4,098 | WOODFORD | 2,488 |

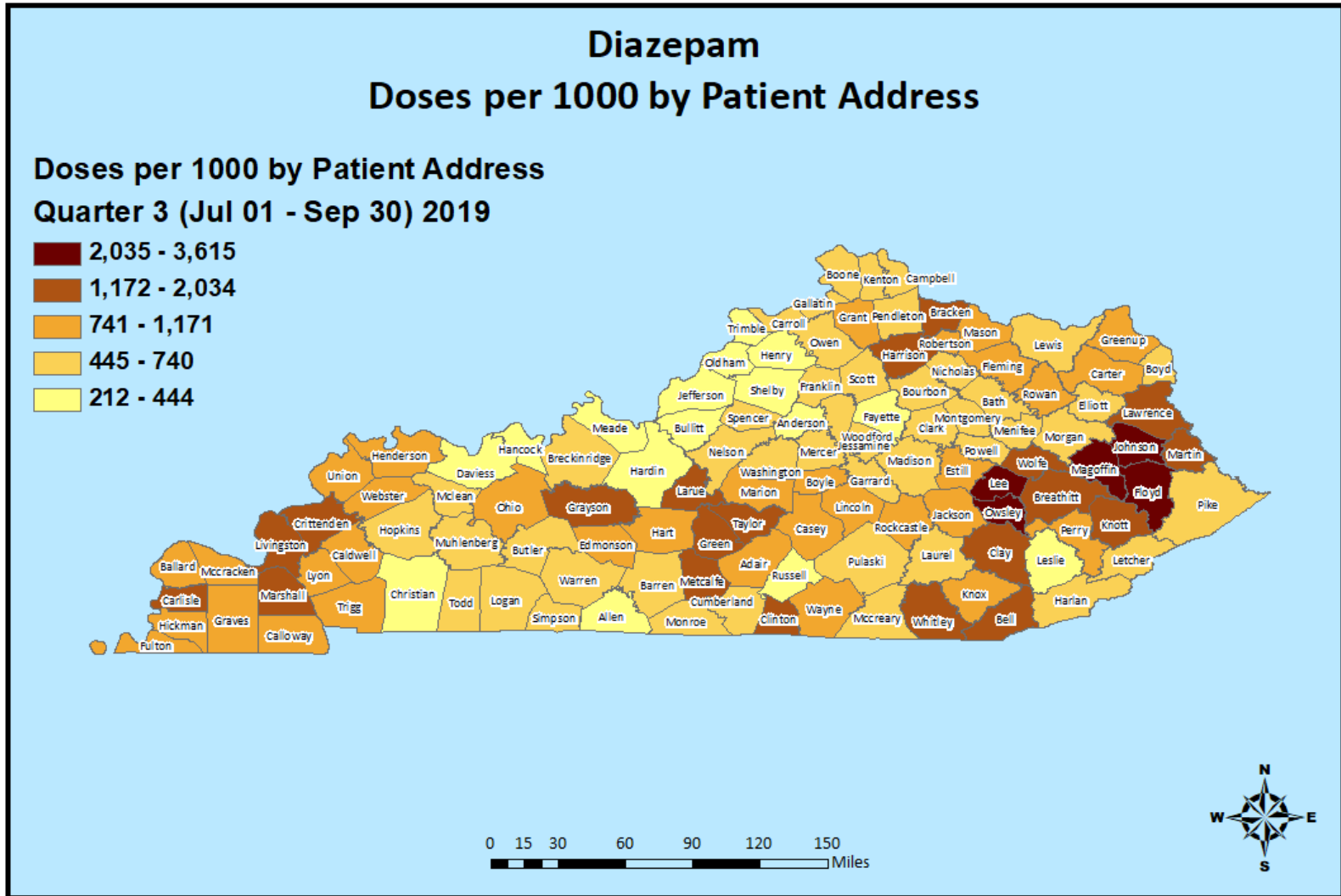
Diazepam Prescribing Q3 2019



Diazepam Prescribing Q3 2019

| 3 Digit Zip | Doses By Prescriber Zip-Actual Number of Diazepam Doses for Quarter 3, 2019 |
|---------------|---|
| 400 | 74,455 |
| 401 | 19,958 |
| 402 | 382,600 |
| 403 | 144,846 |
| 404 | 121,705 |
| 405 | 266,633 |
| 406 | 15,060 |
| 407 | 82,244 |
| 408 | 8,795 |
| 409 | 87,053 |
| 410 | 279,949 |
| 411 | 103,146 |
| 412 | 133,106 |
| 413 | 52,882 |
| 414 | 23,488 |
| 415 | 11,606 |
| 416 | 113,109 |
| 417 | 39,793 |
| 418 | 8,565 |
| 420 | 243,031 |
| 421 | 130,894 |
| 422 | 54,587 |
| 423 | 47,808 |
| 424 | 86,654 |
| 425 | 75,681 |
| 426 | 36,359 |
| 427 | 155,430 |
| Totals | 2,799,437 |

Diazepam Usage Q3 2019



Diazepam Usage

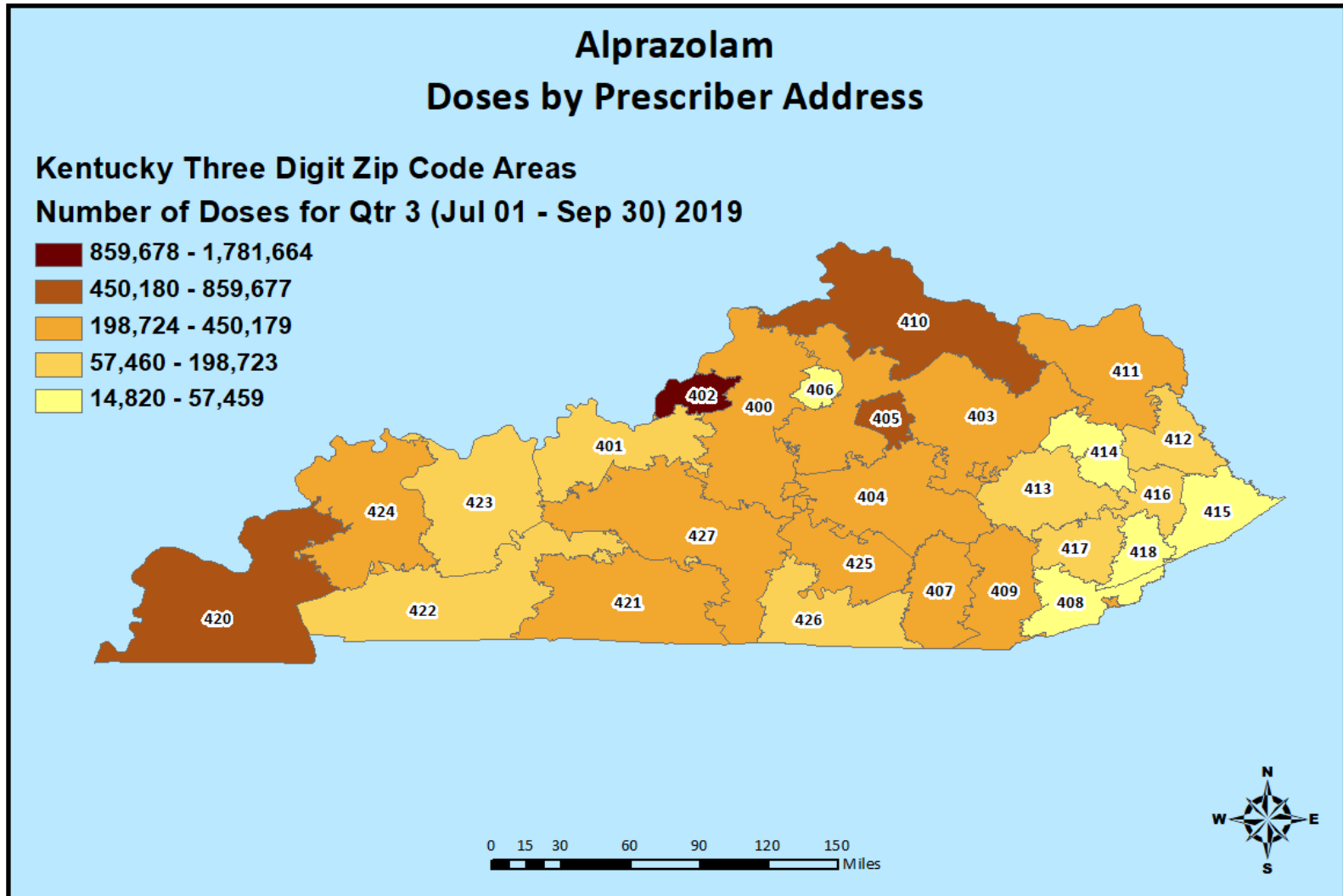
Q3 2019

| Actual Number of Diazepam Doses for Quarter 3, 2019 | | | | | | | |
|---|---------|-----------|---------|------------|---------|--------------|------------------|
| COUNTY | # DOSES | COUNTY | # DOSES | COUNTY | # DOSES | COUNTY | # DOSES |
| ADAIR | 20,022 | EDMONSON | 11,750 | KNOX | 32,957 | NICHOLAS | 3,782 |
| ALLEN | 9,150 | ELLIOTT | 5,503 | LARUE | 24,812 | OHIO | 21,976 |
| ANDERSON | 9,259 | ESTILL | 14,406 | LAUREL | 32,733 | OLDHAM | 13,917 |
| BALLARD | 7,592 | FAYETTE | 121,649 | LAWRENCE | 25,351 | OWEN | 7,249 |
| BARREN | 31,961 | FLEMING | 11,916 | LEE | 17,073 | OWSLEY | 14,756 |
| BATH | 6,571 | FLOYD | 104,897 | LESLIE | 3,139 | PENDLETON | 10,210 |
| BELL | 50,413 | FRANKLIN | 25,078 | LETCHER | 10,780 | PERRY | 25,057 |
| BOONE | 65,908 | FULTON | 6,301 | LEWIS | 9,658 | PIKE | 44,790 |
| BOURBON | 10,781 | GALLATIN | 4,384 | LINCOLN | 24,880 | POWELL | 7,508 |
| BOYD | 27,306 | GARRARD | 11,415 | LIVINGSTON | 12,172 | PULASKI | 45,225 |
| BOYLE | 24,462 | GRANT | 19,562 | LOGAN | 13,553 | ROBERTSON | 2,390 |
| BRACKEN | 14,911 | GRAVES | 36,935 | LYON | 6,320 | ROCKCASTLE | 13,713 |
| BREATHITT | 18,808 | GRAYSON | 39,214 | MADISON | 46,816 | ROWAN | 19,775 |
| BRECKINRIDGE | 10,220 | GREEN | 14,100 | MAGOFFIN | 29,831 | RUSSELL | 6,167 |
| BULLITT | 25,002 | GREENUP | 38,918 | MARION | 15,296 | SCOTT | 34,521 |
| BUTLER | 7,391 | HANCOCK | 2,711 | MARSHALL | 40,251 | SHELBY | 15,965 |
| CALDWELL | 13,060 | HARDIN | 40,174 | MARTIN | 24,414 | SIMPSON | 9,339 |
| CALLOWAY | 45,001 | HARLAN | 14,684 | MASON | 13,659 | SPENCER | 11,063 |
| CAMPBELL | 55,354 | HARRISON | 24,401 | MCCRACKEN | 66,539 | TAYLOR | 36,412 |
| CARLISLE | 6,063 | HART | 15,449 | MCCREARY | 11,370 | TODD | 5,880 |
| CARROLL | 5,269 | HENDERSON | 50,134 | MCLEAN | 5,143 | TRIGG | 12,834 |
| CARTER | 24,035 | HENRY | 4,646 | MEADE | 8,209 | TRIMBLE | 2,221 |
| CASEY | 17,568 | HICKMAN | 3,602 | MENIFEE | 4,027 | UNION | 12,363 |
| CHRISTIAN | 29,093 | HOPKINS | 30,298 | MERCER | 15,308 | WARREN | 64,354 |
| CLARK | 20,701 | JACKSON | 10,515 | METCALFE | 14,856 | WASHINGTON | 8,231 |
| CLAY | 28,259 | JEFFERSON | 291,057 | MONROE | 7,449 | WAYNE | 16,267 |
| CLINTON | 14,114 | JESSAMINE | 26,867 | MONTGOMERY | 19,189 | WEBSTER | 10,270 |
| CRITTENDEN | 11,149 | JOHNSON | 83,076 | MORGAN | 7,726 | WHITLEY | 46,039 |
| CUMBERLAND | 4,225 | KENTON | 79,850 | MUHLENBERG | 20,415 | WOLFE | 9,441 |
| DAVISS | 35,273 | KNOTT | 19,905 | NELSON | 27,166 | WOODFORD | 14,088 |
| | | | | | | TOTAL | 2,949,213 |

Per 1000 Diazepam Usage Q3 2019

| Actual Number of Diazepam Doses per 1,000 Residents for Quarter 3, 2019 | | | | | | | |
|---|----------|-----------|----------|------------|----------|------------|----------|
| COUNTY | PER 1000 | COUNTY | PER 1000 | COUNTY | PER 1000 | COUNTY | PER 1000 |
| ADAIR | 1,038 | EDMONSON | 970 | KNOX | 1,040 | NICHOLAS | 534 |
| ALLEN | 444 | ELLIOTT | 725 | LARUE | 1,760 | OHIO | 901 |
| ANDERSON | 418 | ESTILL | 1,007 | LAUREL | 543 | OLDHAM | 212 |
| BALLARD | 943 | FAYETTE | 382 | LAWRENCE | 1,598 | OWEN | 681 |
| BARREN | 727 | FLEMING | 821 | LEE | 2,595 | OWSLEY | 3,286 |
| BATH | 533 | FLOYD | 2,827 | LESLIE | 298 | PENDLETON | 701 |
| BELL | 1,859 | FRANKLIN | 496 | LETCHER | 473 | PERRY | 916 |
| BOONE | 513 | FULTON | 1,020 | LEWIS | 718 | PIKE | 740 |
| BOURBON | 538 | GALLATIN | 509 | LINCOLN | 1,021 | POWELL | 610 |
| BOYD | 567 | GARRARD | 660 | LIVINGSTON | 1,313 | PULASKI | 707 |
| BOYLE | 815 | GRANT | 785 | LOGAN | 510 | ROBERTSON | 1,109 |
| BRACKEN | 1,775 | GRAVES | 993 | LYON | 783 | ROCKCASTLE | 814 |
| BREATHITT | 1,416 | GRAYSON | 1,498 | MADISON | 523 | ROWAN | 809 |
| BRECKINRIDGE | 512 | GREEN | 1,275 | MAGOFFIN | 2,352 | RUSSELL | 348 |
| BULLITT | 316 | GREENUP | 1,084 | MARION | 796 | SCOTT | 640 |
| BUTLER | 575 | HANCOCK | 308 | MARSHALL | 1,283 | SHELBY | 344 |
| CALDWELL | 1,039 | HARDIN | 374 | MARTIN | 2,034 | SIMPSON | 516 |
| CALLOWAY | 1,171 | HARLAN | 540 | MASON | 795 | SPENCER | 605 |
| CAMPBELL | 600 | HARRISON | 1,309 | MCCRACKEN | 1,021 | TAYLOR | 1,434 |
| CARLISLE | 1,249 | HART | 829 | MCCREARY | 649 | TODD | 478 |
| CARROLL | 493 | HENDERSON | 1,084 | MCLEAN | 543 | TRIGG | 900 |
| CARTER | 889 | HENRY | 294 | MEADE | 292 | TRIMBLE | 258 |
| CASEY | 1,111 | HICKMAN | 778 | MENIFEE | 628 | UNION | 831 |
| CHRISTIAN | 402 | HOPKINS | 660 | MERCER | 713 | WARREN | 513 |
| CLARK | 578 | JACKSON | 787 | METCALFE | 1,483 | WASHINGTON | 675 |
| CLAY | 1,361 | JEFFERSON | 380 | MONROE | 704 | WAYNE | 795 |
| CLINTON | 1,387 | JESSAMINE | 513 | MONTGOMERY | 691 | WEBSTER | 771 |
| CRITTENDEN | 1,213 | JOHNSON | 3,615 | MORGAN | 581 | WHITLEY | 1,275 |
| CUMBERLAND | 627 | KENTON | 484 | MUHLENBERG | 658 | WOLFE | 1,319 |
| DAVISS | 354 | KNOTT | 1,281 | NELSON | 596 | WOODFORD | 539 |

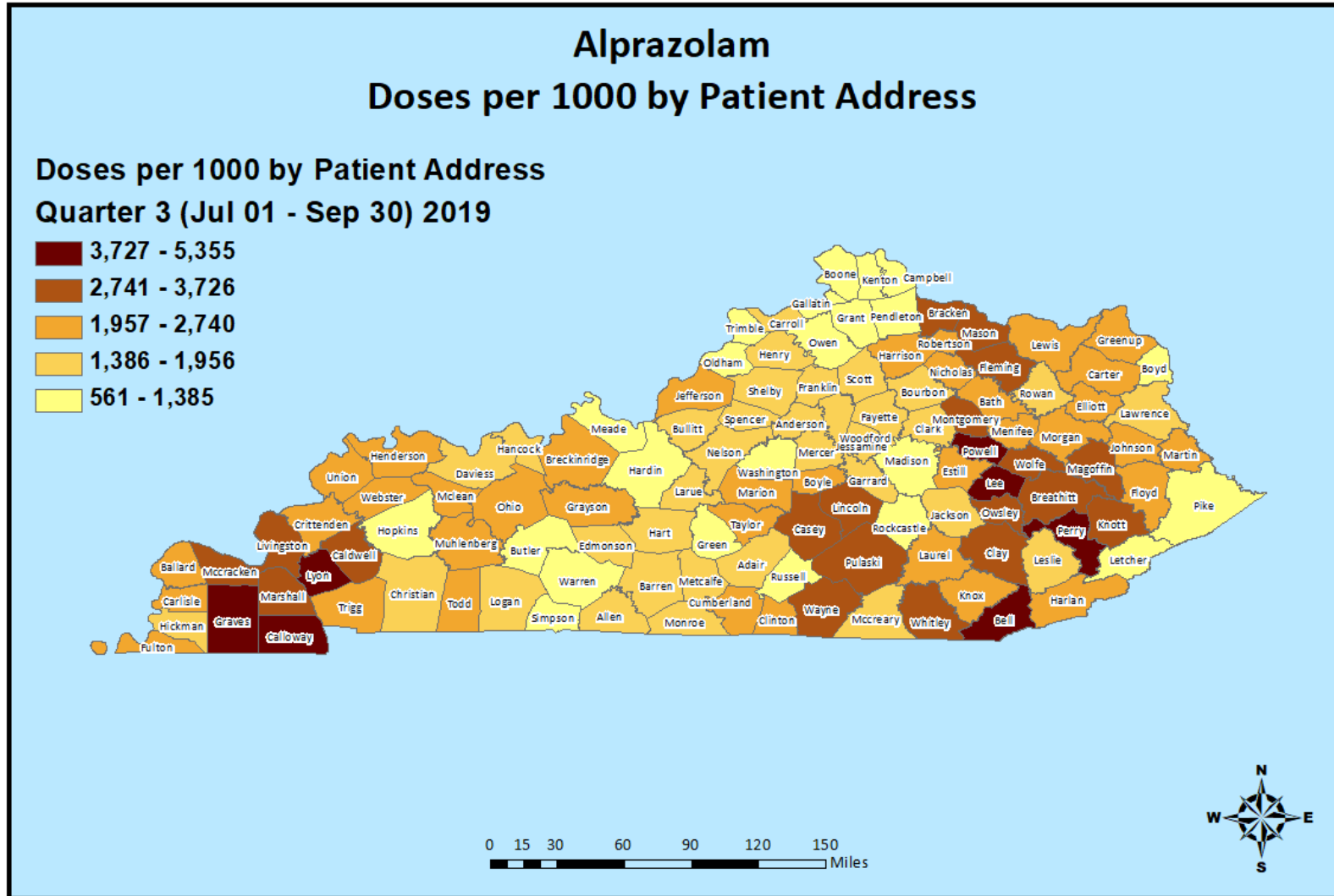
Alprazolam Prescribing Q3 2019



Alprazolam Prescribing Q3 2019

| 3 Digit Zip | Doses By Prescriber Zip-Actual Number of Alprazolam Doses for Quarter 3, 2019 |
|---------------|---|
| 400 | 304,120 |
| 401 | 99,303 |
| 402 | 1,781,664 |
| 403 | 450,179 |
| 404 | 268,783 |
| 405 | 859,677 |
| 406 | 57,459 |
| 407 | 247,640 |
| 408 | 37,386 |
| 409 | 232,474 |
| 410 | 639,956 |
| 411 | 217,927 |
| 412 | 88,214 |
| 413 | 89,283 |
| 414 | 42,703 |
| 415 | 14,820 |
| 416 | 110,001 |
| 417 | 161,767 |
| 418 | 25,492 |
| 420 | 751,020 |
| 421 | 284,004 |
| 422 | 198,723 |
| 423 | 148,149 |
| 424 | 225,186 |
| 425 | 291,947 |
| 426 | 91,310 |
| 427 | 244,559 |
| Totals | 7,963,746 |

Alprazolam Usage Q3 2019



Alprazolam Usage

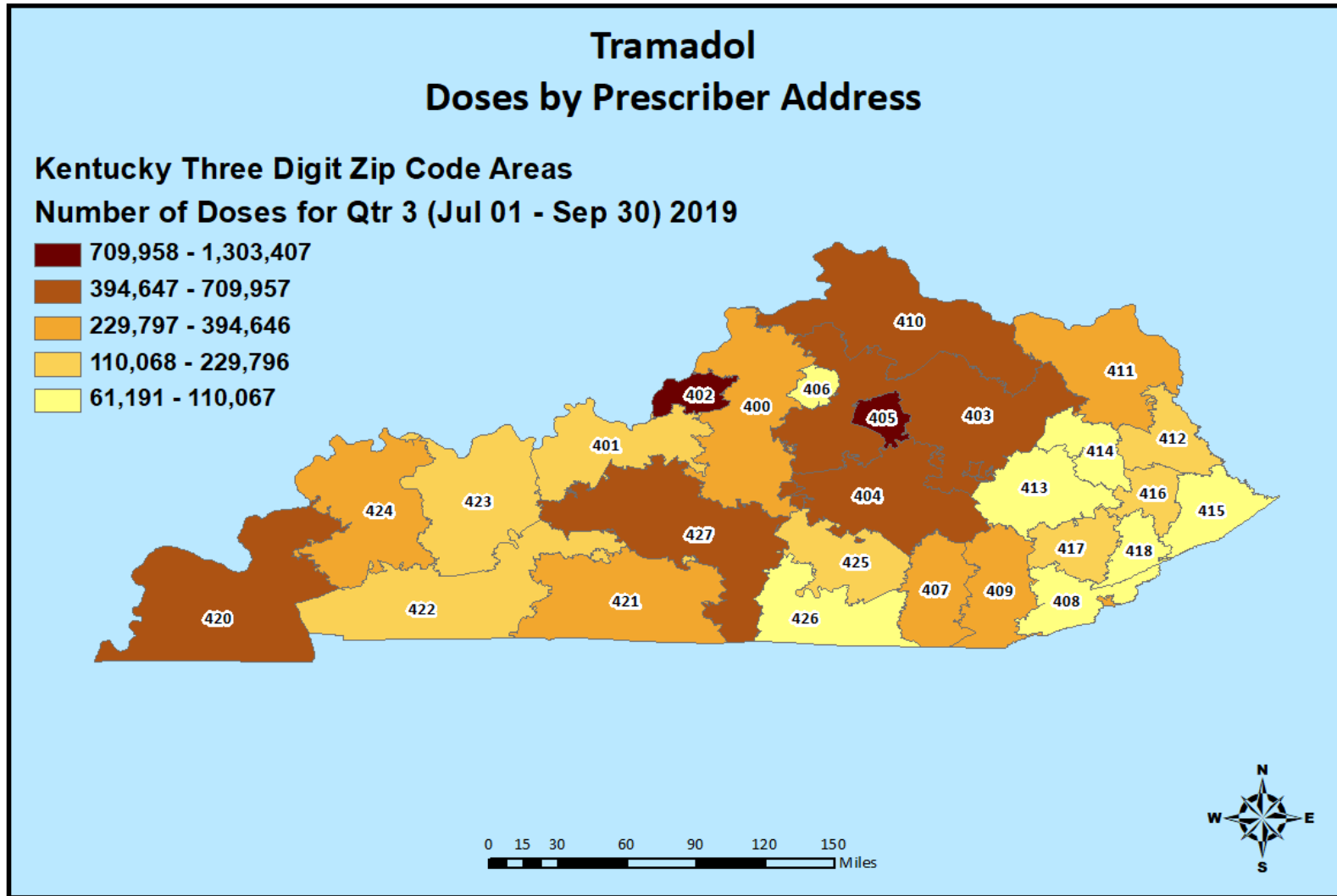
Q3 2019

| Actual Number of Alprazolam Doses for Quarter 3, 2019 | | | | | | | |
|---|---------|-----------|-----------|------------|---------|--------------|------------------|
| COUNTY | # DOSES | COUNTY | # DOSES | COUNTY | # DOSES | COUNTY | # DOSES |
| ADAIR | 34,576 | EDMONSON | 17,332 | KNOX | 85,347 | NICHOLAS | 15,677 |
| ALLEN | 34,866 | ELLIOTT | 16,838 | LARUE | 25,736 | OHIO | 50,977 |
| ANDERSON | 35,309 | ESTILL | 32,583 | LAUREL | 123,741 | OLDHAM | 84,602 |
| BALLARD | 18,454 | FAYETTE | 447,147 | LAWRENCE | 26,439 | OWEN | 13,793 |
| BARREN | 63,882 | FLEMING | 48,646 | LEE | 29,618 | OWSLEY | 12,741 |
| BATH | 26,808 | FLOYD | 91,276 | LESLIE | 18,152 | PENDLETON | 15,696 |
| BELL | 145,202 | FRANKLIN | 86,939 | LETCHER | 24,137 | PERRY | 114,082 |
| BOONE | 141,205 | FULTON | 13,635 | LEWIS | 27,862 | PIKE | 80,220 |
| BOURBON | 37,310 | GALLATIN | 9,601 | LINCOLN | 69,019 | POWELL | 54,809 |
| BOYD | 60,991 | GARRARD | 33,830 | LIVINGSTON | 34,532 | PULASKI | 213,722 |
| BOYLE | 60,083 | GRANT | 21,383 | LOGAN | 47,072 | ROBERTSON | 5,553 |
| BRACKEN | 29,400 | GRAVES | 145,747 | LYON | 36,209 | ROCKCASTLE | 20,497 |
| BREATHITT | 48,644 | GRAYSON | 54,081 | MADISON | 106,809 | ROWAN | 35,742 |
| BRECKINRIDGE | 47,278 | GREEN | 12,837 | MAGOFFIN | 38,115 | RUSSELL | 9,950 |
| BULLITT | 153,818 | GREENUP | 93,338 | MARION | 39,691 | SCOTT | 76,174 |
| BUTLER | 16,826 | HANCOCK | 15,017 | MARSHALL | 100,102 | SHELBY | 73,504 |
| CALDWELL | 37,511 | HARDIN | 115,811 | MARTIN | 29,698 | SIMPSON | 22,174 |
| CALLOWAY | 149,223 | HARLAN | 58,814 | MASON | 52,932 | SPENCER | 32,091 |
| CAMPBELL | 124,168 | HARRISON | 44,124 | MCCRACKEN | 193,835 | TAYLOR | 50,623 |
| CARLISLE | 13,130 | HART | 26,478 | MCCREARY | 28,048 | TODD | 27,636 |
| CARROLL | 17,905 | HENDERSON | 126,753 | MCLEAN | 23,397 | TRIGG | 37,005 |
| CARTER | 55,651 | HENRY | 24,736 | MEADE | 32,335 | TRIMBLE | 10,059 |
| CASEY | 45,357 | HICKMAN | 8,596 | MENIFEE | 15,178 | UNION | 37,225 |
| CHRISTIAN | 109,230 | HOPKINS | 63,580 | MERCER | 31,473 | WARREN | 117,217 |
| CLARK | 61,826 | JACKSON | 20,878 | METCALFE | 17,949 | WASHINGTON | 14,873 |
| CLAY | 69,055 | JEFFERSON | 1,517,292 | MONROE | 15,437 | WAYNE | 72,614 |
| CLINTON | 27,362 | JESSAMINE | 81,270 | MONTGOMERY | 88,538 | WEBSTER | 27,271 |
| CRITTENDEN | 23,363 | JOHNSON | 48,163 | MORGAN | 31,430 | WHITLEY | 128,148 |
| CUMBERLAND | 16,767 | KENTON | 180,348 | MUHLENBERG | 72,376 | WOLFE | 23,282 |
| DAVISS | 153,931 | KNOTT | 44,362 | NELSON | 82,288 | WOODFORD | 43,758 |
| | | | | | | TOTAL | 8,429,776 |

Per 1000 Alprazolam Usage Q3 2019

| Actual Number of Alprazolam Doses per 1,000 Residents for Quarter 3, 2019 | | | | | | | |
|---|----------|-----------|----------|------------|----------|------------|----------|
| COUNTY | PER 1000 | COUNTY | PER 1000 | COUNTY | PER 1000 | COUNTY | PER 1000 |
| ADAIR | 1,793 | EDMONSON | 1,431 | KNOX | 2,693 | NICHOLAS | 2,213 |
| ALLEN | 1,690 | ELLIOTT | 2,219 | LARUE | 1,826 | OHIO | 2,091 |
| ANDERSON | 1,594 | ESTILL | 2,277 | LAUREL | 2,054 | OLDHAM | 1,290 |
| BALLARD | 2,291 | FAYETTE | 1,404 | LAWRENCE | 1,667 | OWEN | 1,296 |
| BARREN | 1,452 | FLEMING | 3,353 | LEE | 4,501 | OWSLEY | 2,837 |
| BATH | 2,175 | FLOYD | 2,460 | LESLIE | 1,723 | PENDLETON | 1,078 |
| BELL | 5,355 | FRANKLIN | 1,720 | LETCHER | 1,060 | PERRY | 4,172 |
| BOONE | 1,099 | FULTON | 2,207 | LEWIS | 2,073 | PIKE | 1,325 |
| BOURBON | 1,863 | GALLATIN | 1,115 | LINCOLN | 2,832 | POWELL | 4,453 |
| BOYD | 1,267 | GARRARD | 1,956 | LIVINGSTON | 3,726 | PULASKI | 3,342 |
| BOYLE | 2,002 | GRANT | 858 | LOGAN | 1,770 | ROBERTSON | 2,577 |
| BRACKEN | 3,500 | GRAVES | 3,920 | LYON | 4,487 | ROCKCASTLE | 1,216 |
| BREATHITT | 3,662 | GRAYSON | 2,065 | MADISON | 1,193 | ROWAN | 1,462 |
| BRECKINRIDGE | 2,369 | GREEN | 1,161 | MAGOFFIN | 3,005 | RUSSELL | 561 |
| BULLITT | 1,943 | GREENUP | 2,600 | MARION | 2,067 | SCOTT | 1,411 |
| BUTLER | 1,310 | HANCOCK | 1,705 | MARSHALL | 3,192 | SHELBY | 1,584 |
| CALDWELL | 2,985 | HARDIN | 1,079 | MARTIN | 2,474 | SIMPSON | 1,226 |
| CALLOWAY | 3,882 | HARLAN | 2,165 | MASON | 3,079 | SPENCER | 1,756 |
| CAMPBELL | 1,347 | HARRISON | 2,366 | MCCRACKEN | 2,975 | TAYLOR | 1,993 |
| CARLISLE | 2,704 | HART | 1,421 | MCCREARY | 1,602 | TODD | 2,248 |
| CARROLL | 1,677 | HENDERSON | 2,740 | MCLEAN | 2,469 | TRIGG | 2,594 |
| CARTER | 2,058 | HENRY | 1,564 | MEADE | 1,150 | TRIMBLE | 1,167 |
| CASEY | 2,868 | HICKMAN | 1,858 | MENIFEE | 2,369 | UNION | 2,502 |
| CHRISTIAN | 1,510 | HOPKINS | 1,385 | MERCER | 1,465 | WARREN | 934 |
| CLARK | 1,726 | JACKSON | 1,562 | METCALFE | 1,792 | WASHINGTON | 1,220 |
| CLAY | 3,325 | JEFFERSON | 1,982 | MONROE | 1,458 | WAYNE | 3,550 |
| CLINTON | 2,689 | JESSAMINE | 1,552 | MONTGOMERY | 3,188 | WEBSTER | 2,048 |
| CRITTENDEN | 2,543 | JOHNSON | 2,096 | MORGAN | 2,364 | WHITLEY | 3,550 |
| CUMBERLAND | 2,488 | KENTON | 1,093 | MUHLENBERG | 2,333 | WOLFE | 3,252 |
| DAVISS | 1,544 | KNOTT | 2,854 | NELSON | 1,806 | WOODFORD | 1,675 |

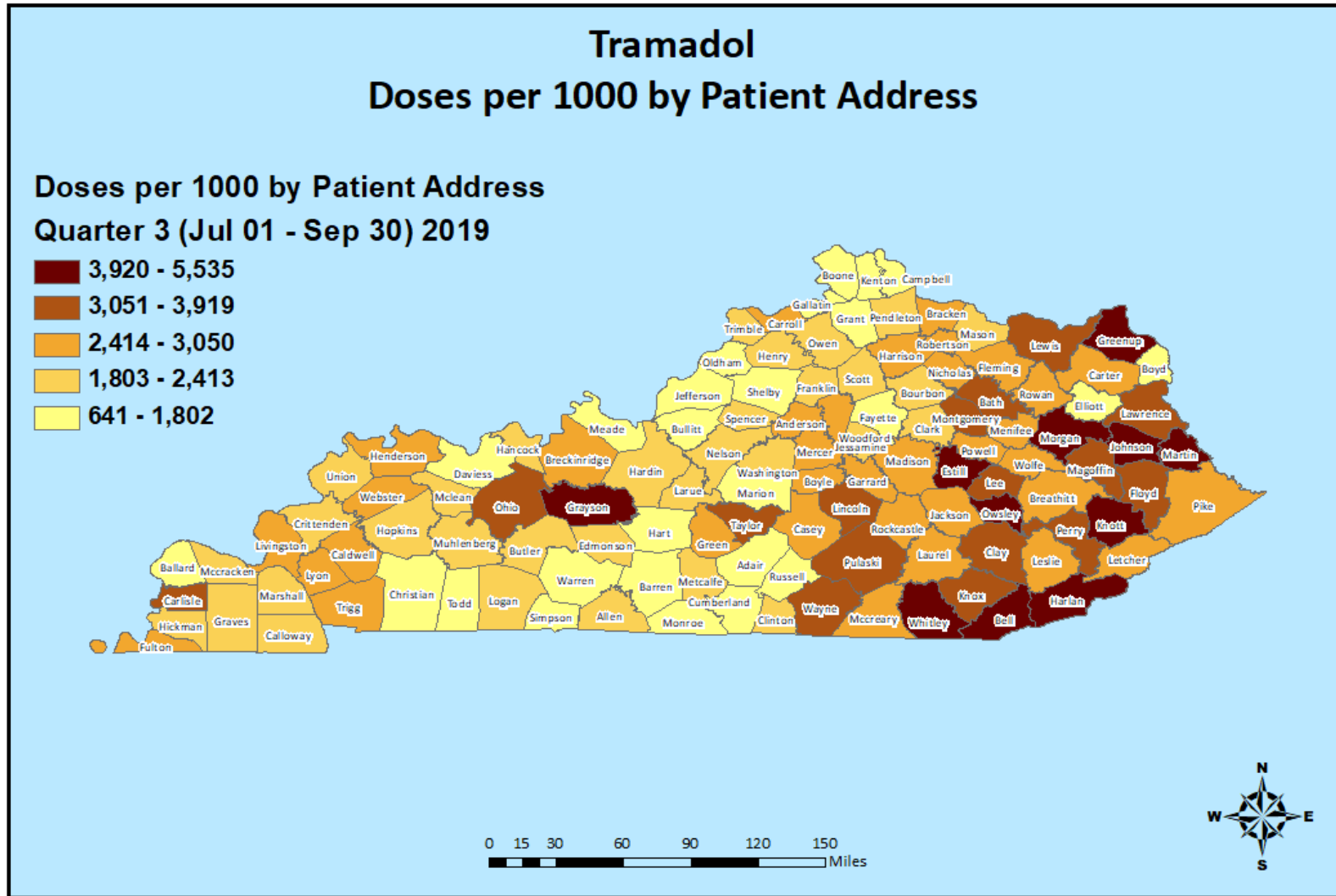
Tramadol Prescribing Q3 2019



Tramadol Prescribing Q3 2019

| 3 Digit Zip | Doses By Prescriber Zip-Actual Number of Tramadol Doses for Quarter 3, 2019 |
|---------------|---|
| 400 | 282,809 |
| 401 | 156,980 |
| 402 | 1,303,407 |
| 403 | 588,243 |
| 404 | 433,660 |
| 405 | 1,240,682 |
| 406 | 79,803 |
| 407 | 341,973 |
| 408 | 94,466 |
| 409 | 299,884 |
| 410 | 709,957 |
| 411 | 337,932 |
| 412 | 175,881 |
| 413 | 71,506 |
| 414 | 81,132 |
| 415 | 61,191 |
| 416 | 127,508 |
| 417 | 172,739 |
| 418 | 83,156 |
| 420 | 486,611 |
| 421 | 394,646 |
| 422 | 150,178 |
| 423 | 132,032 |
| 424 | 277,939 |
| 425 | 229,796 |
| 426 | 110,067 |
| 427 | 428,610 |
| Totals | 8,852,788 |

Tramadol Usage Q3 2019



Tramadol Usage

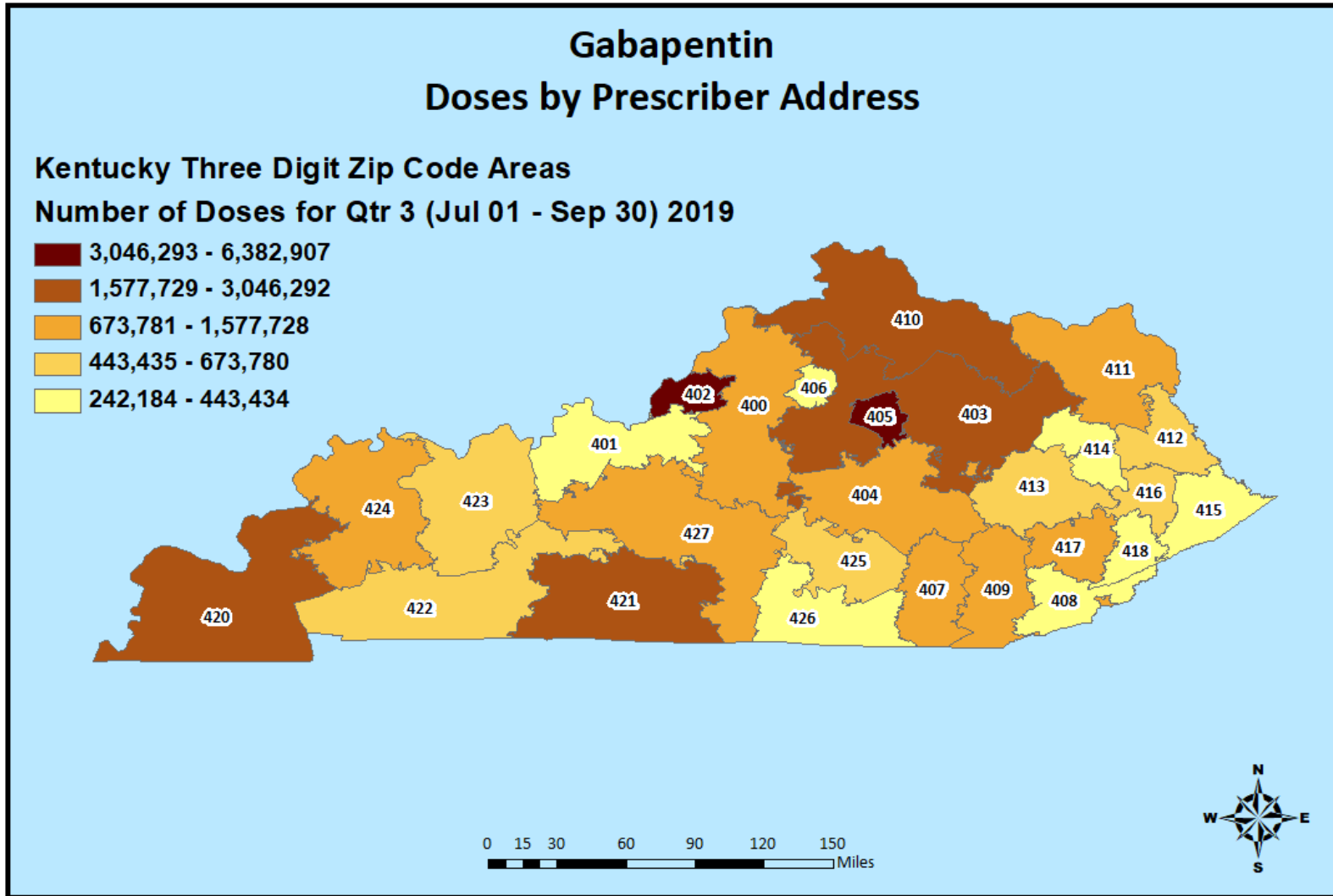
Q3 2019

| Actual Number of Tramadol Doses for Quarter 3, 2019 | | | | | | | |
|---|---------|-----------|-----------|------------|---------|--------------|------------------|
| COUNTY | # DOSES | COUNTY | # DOSES | COUNTY | # DOSES | COUNTY | # DOSES |
| ADAIR | 31,142 | EDMONSON | 26,424 | KNOX | 117,208 | NICHOLAS | 20,741 |
| ALLEN | 38,490 | ELLIOTT | 12,687 | LARUE | 30,385 | OHIO | 76,623 |
| ANDERSON | 63,950 | ESTILL | 58,126 | LAUREL | 180,769 | OLDHAM | 80,641 |
| BALLARD | 13,178 | FAYETTE | 536,151 | LAWRENCE | 52,854 | OWEN | 25,375 |
| BARREN | 69,236 | FLEMING | 40,809 | LEE | 23,532 | OWSLEY | 18,361 |
| BATH | 45,400 | FLOYD | 131,637 | LESLIE | 28,135 | PENDLETON | 27,998 |
| BELL | 150,086 | FRANKLIN | 107,990 | LETCHER | 59,442 | PERRY | 98,910 |
| BOONE | 195,694 | FULTON | 15,400 | LEWIS | 44,575 | PIKE | 148,364 |
| BOURBON | 48,027 | GALLATIN | 14,955 | LINCOLN | 82,118 | POWELL | 31,456 |
| BOYD | 75,271 | GARRARD | 44,407 | LIVINGSTON | 23,604 | PULASKI | 210,626 |
| BOYLE | 84,187 | GRANT | 37,340 | LOGAN | 49,348 | ROBERTSON | 5,822 |
| BRACKEN | 24,263 | GRAVES | 84,721 | LYON | 22,622 | ROCKCASTLE | 51,244 |
| BREATHITT | 33,339 | GRAYSON | 111,754 | MADISON | 235,357 | ROWAN | 69,447 |
| BRECKINRIDGE | 51,112 | GREEN | 29,617 | MAGOFFIN | 46,575 | RUSSELL | 11,367 |
| BULLITT | 130,757 | GREENUP | 172,833 | MARION | 34,372 | SCOTT | 117,418 |
| BUTLER | 26,021 | HANCOCK | 17,135 | MARSHALL | 70,873 | SHELBY | 83,647 |
| CALDWELL | 35,400 | HARDIN | 219,926 | MARTIN | 48,442 | SIMPSON | 30,535 |
| CALLOWAY | 77,882 | HARLAN | 127,563 | MASON | 37,655 | SPENCER | 40,732 |
| CAMPBELL | 115,124 | HARRISON | 49,084 | MCCRACKEN | 130,476 | TAYLOR | 80,566 |
| CARLISLE | 15,082 | HART | 27,150 | MCCREARY | 44,361 | TODD | 21,116 |
| CARROLL | 27,668 | HENDERSON | 115,922 | MCLEAN | 19,961 | TRIGG | 39,849 |
| CARTER | 73,255 | HENRY | 32,623 | MEADE | 49,313 | TRIMBLE | 18,625 |
| CASEY | 47,950 | HICKMAN | 10,067 | MENIFEE | 18,477 | UNION | 35,911 |
| CHRISTIAN | 83,603 | HOPKINS | 100,890 | MERCER | 63,377 | WARREN | 163,997 |
| CLARK | 81,895 | JACKSON | 37,306 | METCALFE | 19,551 | WASHINGTON | 27,662 |
| CLAY | 79,296 | JEFFERSON | 1,005,799 | MONROE | 17,343 | WAYNE | 65,919 |
| CLINTON | 20,897 | JESSAMINE | 122,763 | MONTGOMERY | 108,824 | WEBSTER | 40,610 |
| CRITTENDEN | 20,665 | JOHNSON | 93,411 | MORGAN | 73,604 | WHITLEY | 160,108 |
| CUMBERLAND | 10,446 | KENTON | 192,578 | MUHLENBERG | 72,164 | WOLFE | 18,925 |
| DAVISS | 137,599 | KNOTT | 66,362 | NELSON | 86,552 | WOODFORD | 64,291 |
| | | | | | | TOTAL | 9,329,100 |

Per 1000 Tramadol Usage Q3 2019

| Actual Number of Tramadol Doses per 1,000 Residents for Quarter 3, 2019 | | | | | | | |
|---|----------|-----------|----------|------------|----------|------------|----------|
| COUNTY | PER 1000 | COUNTY | PER 1000 | COUNTY | PER 1000 | COUNTY | PER 1000 |
| ADAIR | 1,615 | EDMONSON | 2,181 | KNOX | 3,699 | NICHOLAS | 2,928 |
| ALLEN | 1,866 | ELLIOTT | 1,672 | LARUE | 2,156 | OHIO | 3,143 |
| ANDERSON | 2,886 | ESTILL | 4,063 | LAUREL | 3,000 | OLDHAM | 1,230 |
| BALLARD | 1,636 | FAYETTE | 1,684 | LAWRENCE | 3,332 | OWEN | 2,384 |
| BARREN | 1,574 | FLEMING | 2,813 | LEE | 3,576 | OWSLEY | 4,088 |
| BATH | 3,683 | FLOYD | 3,547 | LESLIE | 2,670 | PENDLETON | 1,923 |
| BELL | 5,535 | FRANKLIN | 2,136 | LETCHER | 2,610 | PERRY | 3,617 |
| BOONE | 1,522 | FULTON | 2,492 | LEWIS | 3,316 | PIKE | 2,450 |
| BOURBON | 2,398 | GALLATIN | 1,737 | LINCOLN | 3,369 | POWELL | 2,556 |
| BOYD | 1,564 | GARRARD | 2,568 | LIVINGSTON | 2,547 | PULASKI | 3,293 |
| BOYLE | 2,805 | GRANT | 1,498 | LOGAN | 1,856 | ROBERTSON | 2,702 |
| BRACKEN | 2,888 | GRAVES | 2,279 | LYON | 2,804 | ROCKCASTLE | 3,041 |
| BREATHITT | 2,510 | GRAYSON | 4,268 | MADISON | 2,628 | ROWAN | 2,840 |
| BRECKINRIDGE | 2,561 | GREEN | 2,678 | MAGOFFIN | 3,672 | RUSSELL | 641 |
| BULLITT | 1,652 | GREENUP | 4,815 | MARION | 1,790 | SCOTT | 2,176 |
| BUTLER | 2,026 | HANCOCK | 1,945 | MARSHALL | 2,260 | SHELBY | 1,802 |
| CALDWELL | 2,817 | HARDIN | 2,049 | MARTIN | 4,036 | SIMPSON | 1,689 |
| CALLOWAY | 2,026 | HARLAN | 4,695 | MASON | 2,191 | SPENCER | 2,229 |
| CAMPBELL | 1,248 | HARRISON | 2,632 | MCCRACKEN | 2,002 | TAYLOR | 3,172 |
| CARLISLE | 3,106 | HART | 1,458 | MCCREARY | 2,533 | TODD | 1,717 |
| CARROLL | 2,591 | HENDERSON | 2,506 | MCLEAN | 2,107 | TRIGG | 2,794 |
| CARTER | 2,709 | HENRY | 2,062 | MEADE | 1,753 | TRIMBLE | 2,161 |
| CASEY | 3,032 | HICKMAN | 2,176 | MENIFEE | 2,883 | UNION | 2,413 |
| CHRISTIAN | 1,156 | HOPKINS | 2,198 | MERCER | 2,951 | WARREN | 1,306 |
| CLARK | 2,286 | JACKSON | 2,791 | METCALFE | 1,952 | WASHINGTON | 2,269 |
| CLAY | 3,819 | JEFFERSON | 1,314 | MONROE | 1,638 | WAYNE | 3,223 |
| CLINTON | 2,053 | JESSAMINE | 2,345 | MONTGOMERY | 3,919 | WEBSTER | 3,050 |
| CRITTENDEN | 2,249 | JOHNSON | 4,065 | MORGAN | 5,535 | WHITLEY | 4,436 |
| CUMBERLAND | 1,550 | KENTON | 1,168 | MUHLENBERG | 2,326 | WOLFE | 2,644 |
| DAVISS | 1,380 | KNOTT | 4,269 | NELSON | 1,900 | WOODFORD | 2,461 |

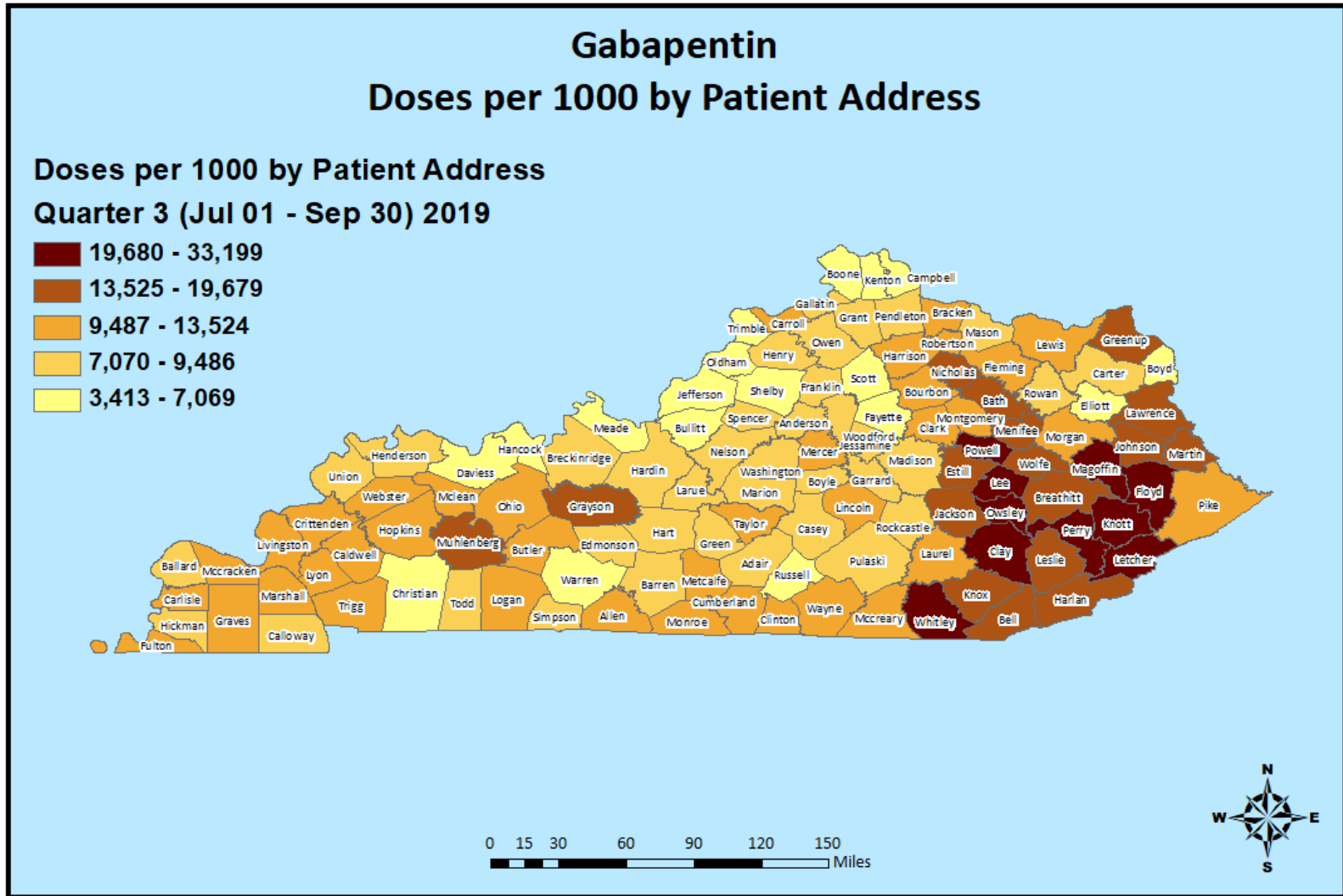
Gabapentin Prescribing Q3 2019



Gabapentin Prescribing Q3 2019

| 3 Digit Zip | Doses By Prescriber Zip-Actual Number of Gabapentin Doses for Quarter 3, 2019 |
|---------------|---|
| 400 | 1,006,346 |
| 401 | 443,434 |
| 402 | 6,382,907 |
| 403 | 2,188,033 |
| 404 | 1,381,035 |
| 405 | 4,925,719 |
| 406 | 290,108 |
| 407 | 1,577,728 |
| 408 | 315,767 |
| 409 | 1,063,462 |
| 410 | 3,046,292 |
| 411 | 1,181,141 |
| 412 | 649,401 |
| 413 | 628,775 |
| 414 | 285,832 |
| 415 | 242,184 |
| 416 | 635,611 |
| 417 | 1,161,184 |
| 418 | 319,101 |
| 420 | 2,198,535 |
| 421 | 2,315,292 |
| 422 | 673,780 |
| 423 | 572,581 |
| 424 | 965,909 |
| 425 | 559,653 |
| 426 | 392,953 |
| 427 | 1,565,248 |
| Totals | 36,968,011 |

Gabapentin Usage Q3 2019



Gabapentin Usage

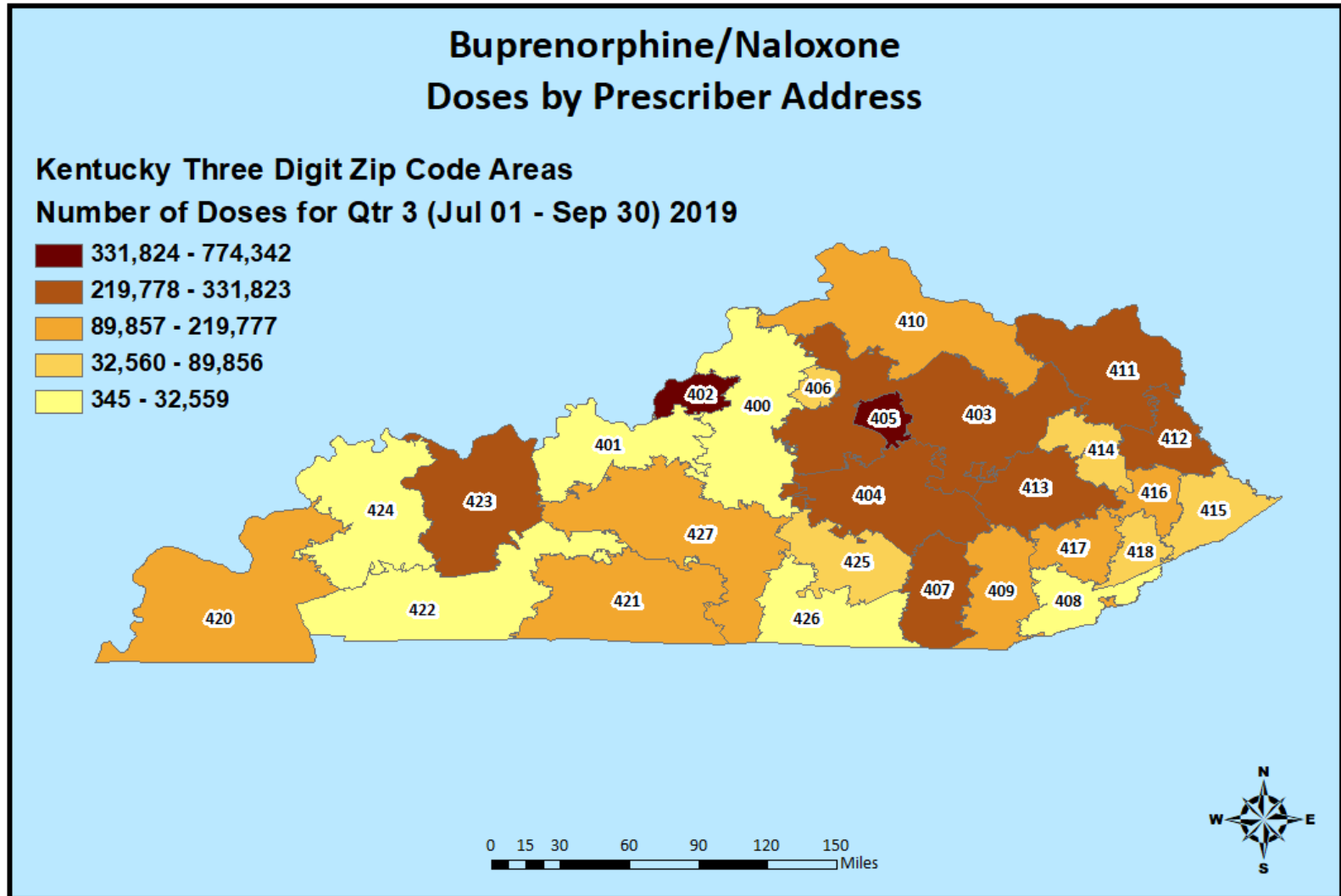
Q3 2019

| Actual Number of Gabapentin Doses for Quarter 3, 2019 | | | | | | | |
|---|---------|-----------|-----------|------------|---------|--------------|-------------------|
| COUNTY | # DOSES | COUNTY | # DOSES | COUNTY | # DOSES | COUNTY | # DOSES |
| ADAIR | 167,426 | EDMONSON | 101,042 | KNOX | 565,628 | NICHOLAS | 112,867 |
| ALLEN | 207,854 | ELLIOTT | 49,340 | LARUE | 133,711 | OHIO | 238,846 |
| ANDERSON | 201,719 | ESTILL | 281,553 | LAUREL | 726,661 | OLDHAM | 293,880 |
| BALLARD | 63,698 | FAYETTE | 1,723,522 | LAWRENCE | 218,011 | OWEN | 97,150 |
| BARREN | 415,482 | FLEMING | 148,203 | LEE | 151,933 | OWSLEY | 149,095 |
| BATH | 174,055 | FLOYD | 795,162 | LESLIE | 149,600 | PENDLETON | 131,418 |
| BELL | 484,615 | FRANKLIN | 394,979 | LETCHER | 465,468 | PERRY | 667,874 |
| BOONE | 735,707 | FULTON | 73,919 | LEWIS | 159,205 | PIKE | 650,702 |
| BOURBON | 228,752 | GALLATIN | 71,045 | LINCOLN | 238,369 | POWELL | 248,382 |
| BOYD | 310,138 | GARRARD | 141,147 | LIVINGSTON | 104,743 | PULASKI | 598,285 |
| BOYLE | 241,827 | GRANT | 195,102 | LOGAN | 278,126 | ROBERTSON | 21,419 |
| BRACKEN | 87,520 | GRAVES | 424,726 | LYON | 79,114 | ROCKCASTLE | 147,226 |
| BREATHITT | 246,635 | GRAYSON | 407,620 | MADISON | 800,505 | ROWAN | 177,143 |
| BRECKINRIDGE | 157,733 | GREEN | 98,358 | MAGOFFIN | 272,722 | RUSSELL | 60,489 |
| BULLITT | 544,214 | GREENUP | 520,623 | MARION | 175,046 | SCOTT | 343,027 |
| BUTLER | 139,673 | HANCOCK | 48,914 | MARSHALL | 336,205 | SHELBY | 327,097 |
| CALDWELL | 155,701 | HARDIN | 843,254 | MARTIN | 211,775 | SIMPSON | 162,098 |
| CALLOWAY | 300,855 | HARLAN | 477,635 | MASON | 145,454 | SPENCER | 159,407 |
| CAMPBELL | 568,014 | HARRISON | 216,203 | MCCRACKEN | 640,378 | TAYLOR | 267,556 |
| CARLISLE | 47,641 | HART | 155,915 | MCCREARY | 193,253 | TODD | 112,916 |
| CARROLL | 120,196 | HENDERSON | 342,638 | MCLEAN | 101,485 | TRIGG | 141,824 |
| CARTER | 237,451 | HENRY | 140,901 | MEADE | 147,850 | TRIMBLE | 60,540 |
| CASEY | 137,476 | HICKMAN | 34,509 | MENIFEE | 92,286 | UNION | 109,211 |
| CHRISTIAN | 431,962 | HOPKINS | 484,824 | MERCER | 211,890 | WARREN | 887,332 |
| CLARK | 406,129 | JACKSON | 224,165 | METCALFE | 123,512 | WASHINGTON | 91,975 |
| CLAY | 571,522 | JEFFERSON | 5,046,881 | MONROE | 124,813 | WAYNE | 208,650 |
| CLINTON | 111,207 | JESSAMINE | 459,586 | MONTGOMERY | 364,069 | WEBSTER | 148,643 |
| CRITTENDEN | 107,292 | JOHNSON | 395,297 | MORGAN | 179,845 | WHITLEY | 826,587 |
| CUMBERLAND | 69,675 | KENTON | 863,736 | MUHLENBERG | 428,871 | WOLFE | 127,728 |
| DAVISS | 439,165 | KNOTT | 317,798 | NELSON | 388,522 | WOODFORD | 193,849 |
| | | | | | | TOTAL | 39,562,197 |

Per 1000 Gabapentin Usage Q3 2019

| Actual Number of Gabapentin Doses per 1,000 Residents for Quarter 3, 2019 | | | | | | | |
|---|----------|-----------|----------|------------|----------|------------|----------|
| COUNTY | PER 1000 | COUNTY | PER 1000 | COUNTY | PER 1000 | COUNTY | PER 1000 |
| ADAIR | 8,684 | EDMONSON | 8,341 | KNOX | 17,850 | NICHOLAS | 15,933 |
| ALLEN | 10,075 | ELLIOTT | 6,502 | LARUE | 9,486 | OHIO | 9,798 |
| ANDERSON | 9,104 | ESTILL | 19,679 | LAUREL | 12,061 | OLDHAM | 4,483 |
| BALLARD | 7,909 | FAYETTE | 5,412 | LAWRENCE | 13,743 | OWEN | 9,129 |
| BARREN | 9,444 | FLEMING | 10,216 | LEE | 23,090 | OWSLEY | 33,199 |
| BATH | 14,120 | FLOYD | 21,427 | LESLIE | 14,196 | PENDLETON | 9,026 |
| BELL | 17,871 | FRANKLIN | 7,812 | LETCHER | 20,439 | PERRY | 24,426 |
| BOONE | 5,724 | FULTON | 11,963 | LEWIS | 11,844 | PIKE | 10,746 |
| BOURBON | 11,420 | GALLATIN | 8,252 | LINCOLN | 9,780 | POWELL | 20,181 |
| BOYD | 6,443 | GARRARD | 8,163 | LIVINGSTON | 11,300 | PULASKI | 9,355 |
| BOYLE | 8,056 | GRANT | 7,828 | LOGAN | 10,459 | ROBERTSON | 9,939 |
| BRACKEN | 10,419 | GRAVES | 11,423 | LYON | 9,805 | ROCKCASTLE | 8,737 |
| BREATHITT | 18,566 | GRAYSON | 15,568 | MADISON | 8,939 | ROWAN | 7,245 |
| BRECKINRIDGE | 7,902 | GREEN | 8,893 | MAGOFFIN | 21,501 | RUSSELL | 3,413 |
| BULLITT | 6,876 | GREENUP | 14,505 | MARION | 9,115 | SCOTT | 6,356 |
| BUTLER | 10,874 | HANCOCK | 5,552 | MARSHALL | 10,719 | SHELBY | 7,048 |
| CALDWELL | 12,389 | HARDIN | 7,858 | MARTIN | 17,645 | SIMPSON | 8,964 |
| CALLOWAY | 7,827 | HARLAN | 17,581 | MASON | 8,462 | SPENCER | 8,723 |
| CAMPBELL | 6,160 | HARRISON | 11,595 | MCCRACKEN | 9,827 | TAYLOR | 10,535 |
| CARLISLE | 9,813 | HART | 8,370 | MCCREARY | 11,036 | TODD | 9,184 |
| CARROLL | 11,255 | HENDERSON | 7,408 | MCLEAN | 10,711 | TRIGG | 9,943 |
| CARTER | 8,780 | HENRY | 8,908 | MEADE | 5,257 | TRIMBLE | 7,023 |
| CASEY | 8,693 | HICKMAN | 7,458 | MENIFEE | 14,402 | UNION | 7,339 |
| CHRISTIAN | 5,970 | HOPKINS | 10,562 | MERCER | 9,866 | WARREN | 7,069 |
| CLARK | 11,338 | JACKSON | 16,769 | METCALFE | 12,329 | WASHINGTON | 7,546 |
| CLAY | 27,522 | JEFFERSON | 6,594 | MONROE | 11,788 | WAYNE | 10,201 |
| CLINTON | 10,927 | JESSAMINE | 8,778 | MONTGOMERY | 13,110 | WEBSTER | 11,163 |
| CRITTENDEN | 11,677 | JOHNSON | 17,203 | MORGAN | 13,524 | WHITLEY | 22,900 |
| CUMBERLAND | 10,341 | KENTON | 5,237 | MUHLENBERG | 13,822 | WOLFE | 17,842 |
| DAVISS | 4,406 | KNOTT | 20,445 | NELSON | 8,528 | WOODFORD | 7,420 |

Buprenorphine/Naloxone Prescribing Q3 2019




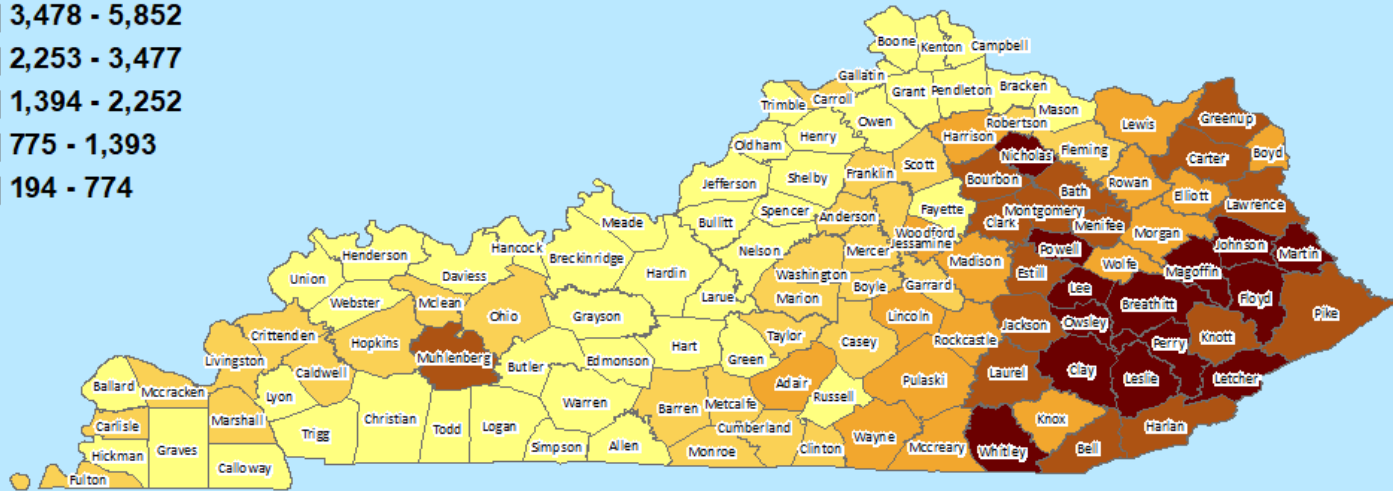

Buprenorphine/Naloxone Prescribing Q3 2019

| 3 Digit Zip | Doses By Prescriber Zip-Actual Number of Buprenorphine/Naloxone Doses for Quarter 3, 2019 |
|---------------|--|
| 400 | 32,559 |
| 401 | 17,973 |
| 402 | 576,839 |
| 403 | 300,097 |
| 404 | 331,823 |
| 405 | 774,342 |
| 406 | 73,706 |
| 407 | 235,610 |
| 408 | 22,525 |
| 409 | 175,384 |
| 410 | 159,707 |
| 411 | 245,800 |
| 412 | 238,010 |
| 413 | 245,683 |
| 414 | 56,857 |
| 415 | 89,856 |
| 416 | 186,773 |
| 417 | 128,174 |
| 418 | 43,552 |
| 420 | 219,777 |
| 421 | 130,319 |
| 422 | 10,720 |
| 423 | 240,612 |
| 424 | 3,787 |
| 425 | 66,114 |
| 426 | 345 |
| 427 | 153,027 |
| Totals | 4,759,971 |

Buprenorphine/Naloxone Usage Q3 2019

Buprenorphine/Naloxone Doses per 1000 by Patient Address

Doses per 1000 by Patient Address
Quarter 3 (Jul 01 - Sep 30) 2019



Buprenorphine/Naloxone Usage

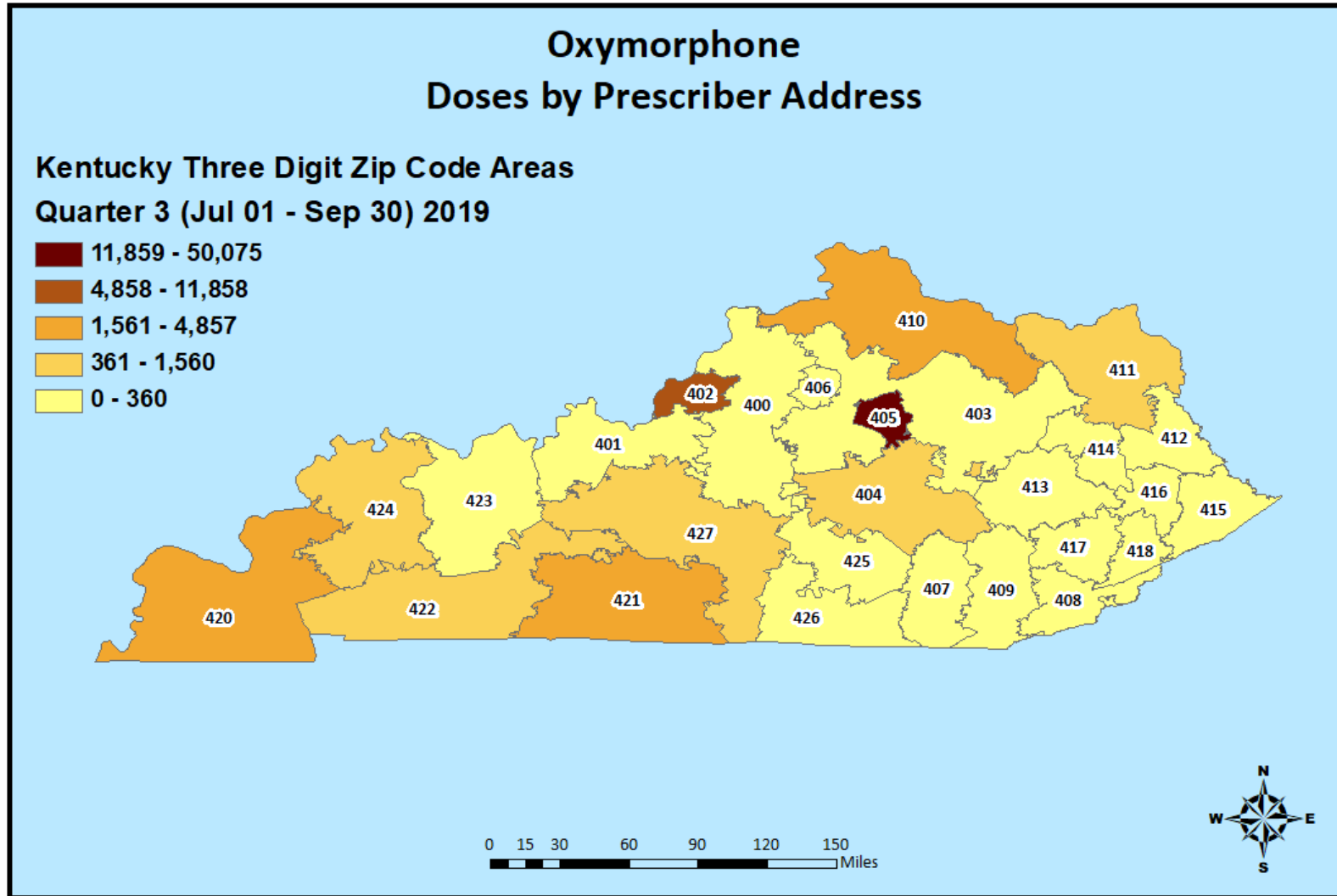
Q3 2019

| Actual Number of Buprenorphine/Naloxone Doses for Quarter 3, 2019 | | | | | | | |
|---|---------|-----------|---------|------------|---------|------------------|---------|
| COUNTY | # DOSES | COUNTY | # DOSES | COUNTY | # DOSES | COUNTY | # DOSES |
| ADAIR | 27,899 | EDMONSON | 6,010 | KNOX | 62,503 | NICHOLAS | 28,291 |
| ALLEN | 15,481 | ELLIOTT | 15,435 | LARUE | 6,116 | OHIO | 20,886 |
| ANDERSON | 25,702 | ESTILL | 45,181 | LAUREL | 142,099 | OLDHAM | 17,401 |
| BALLARD | 4,972 | FAYETTE | 246,342 | LAWRENCE | 52,737 | OWEN | 7,592 |
| BARREN | 42,476 | FLEMING | 17,752 | LEE | 29,963 | OWSLEY | 25,529 |
| BATH | 38,517 | FLOYD | 187,171 | LESLIE | 45,787 | PENDLETON | 9,128 |
| BELL | 74,895 | FRANKLIN | 67,746 | LETCHER | 106,386 | PERRY | 142,884 |
| BOONE | 40,451 | FULTON | 5,160 | LEWIS | 21,203 | PIKE | 174,914 |
| BOURBON | 54,843 | GALLATIN | 5,646 | LINCOLN | 35,914 | POWELL | 50,744 |
| BOYD | 78,181 | GARRARD | 21,624 | LIVINGSTON | 12,311 | PULASKI | 93,753 |
| BOYLE | 31,315 | GRANT | 14,754 | LOGAN | 13,406 | ROBERTSON | 2,385 |
| BRACKEN | 4,409 | GRAVES | 27,655 | LYON | 5,196 | ROCKCASTLE | 28,749 |
| BREATHITT | 60,702 | GRAYSON | 14,030 | MADISON | 138,888 | ROWAN | 43,618 |
| BRECKINRIDGE | 6,420 | GREEN | 6,969 | MAGOFFIN | 74,222 | RUSSELL | 9,553 |
| BULLITT | 50,878 | GREENUP | 83,603 | MARION | 23,958 | SCOTT | 75,174 |
| BUTLER | 7,363 | HANCOCK | 1,705 | MARSHALL | 33,743 | SHELBY | 21,815 |
| CALDWELL | 15,382 | HARDIN | 39,991 | MARTIN | 54,096 | SIMPSON | 9,456 |
| CALLOWAY | 15,983 | HARLAN | 94,473 | MASON | 10,524 | SPENCER | 10,803 |
| CAMPBELL | 37,908 | HARRISON | 32,947 | MCCRACKEN | 64,738 | TAYLOR | 28,585 |
| CARLISLE | 4,601 | HART | 13,428 | MCCREARY | 32,457 | TODD | 5,112 |
| CARROLL | 12,130 | HENDERSON | 16,442 | MCLEAN | 7,997 | TRIGG | 8,138 |
| CARTER | 64,199 | HENRY | 9,021 | MEADE | 8,110 | TRIMBLE | 5,570 |
| CASEY | 19,946 | HICKMAN | 2,134 | MENIFEE | 18,589 | UNION | 3,349 |
| CHRISTIAN | 30,347 | HOPKINS | 55,537 | MERCER | 27,017 | WARREN | 61,436 |
| CLARK | 92,728 | JACKSON | 31,626 | METCALFE | 10,187 | WASHINGTON | 11,884 |
| CLAY | 95,595 | JEFFERSON | 368,533 | MONROE | 9,890 | WAYNE | 36,055 |
| CLINTON | 11,194 | JESSAMINE | 83,569 | MONTGOMERY | 81,328 | WEBSTER | 8,121 |
| CRITTENDEN | 12,616 | JOHNSON | 87,233 | MORGAN | 29,951 | WHITLEY | 156,121 |
| CUMBERLAND | 9,300 | KENTON | 67,663 | MUHLENBERG | 73,862 | WOLFE | 15,248 |
| DAVISS | 22,933 | KNOTT | 50,021 | NELSON | 35,190 | WOODFORD | 23,670 |
| TOTAL | | | | | | 5,133,099 | |

Per 1000 Buprenorphine/Naloxone Usage Q3 2019

| Actual Number of Buprenorphine/Naloxone Doses per 1,000 Residents for Quarter 3, 2019 | | | | | | | |
|---|----------|-----------|----------|------------|----------|------------|----------|
| COUNTY | PER 1000 | COUNTY | PER 1000 | COUNTY | PER 1000 | COUNTY | PER 1000 |
| ADAIR | 1,447 | EDMONSON | 496 | KNOX | 1,973 | NICHOLAS | 3,994 |
| ALLEN | 750 | ELLIOTT | 2,034 | LARUE | 434 | OHIO | 857 |
| ANDERSON | 1,160 | ESTILL | 3,158 | LAUREL | 2,358 | OLDHAM | 265 |
| BALLARD | 617 | FAYETTE | 774 | LAWRENCE | 3,325 | OWEN | 713 |
| BARREN | 966 | FLEMING | 1,224 | LEE | 4,554 | OWSLEY | 5,684 |
| BATH | 3,125 | FLOYD | 5,044 | LESLIE | 4,345 | PENDLETON | 627 |
| BELL | 2,762 | FRANKLIN | 1,340 | LETCHER | 4,672 | PERRY | 5,226 |
| BOONE | 315 | FULTON | 835 | LEWIS | 1,577 | PIKE | 2,889 |
| BOURBON | 2,738 | GALLATIN | 656 | LINCOLN | 1,474 | POWELL | 4,123 |
| BOYD | 1,624 | GARRARD | 1,251 | LIVINGSTON | 1,328 | PULASKI | 1,466 |
| BOYLE | 1,043 | GRANT | 592 | LOGAN | 504 | ROBERTSON | 1,107 |
| BRACKEN | 525 | GRAVES | 744 | LYON | 644 | ROCKCASTLE | 1,706 |
| BREATHITT | 4,570 | GRAYSON | 536 | MADISON | 1,551 | ROWAN | 1,784 |
| BRECKINRIDGE | 322 | GREEN | 630 | MAGOFFIN | 5,852 | RUSSELL | 539 |
| BULLITT | 643 | GREENUP | 2,329 | MARION | 1,247 | SCOTT | 1,393 |
| BUTLER | 573 | HANCOCK | 194 | MARSHALL | 1,076 | SHELBY | 470 |
| CALDWELL | 1,224 | HARDIN | 373 | MARTIN | 4,507 | SIMPSON | 523 |
| CALLOWAY | 416 | HARLAN | 3,477 | MASON | 612 | SPENCER | 591 |
| CAMPBELL | 411 | HARRISON | 1,767 | MCCRACKEN | 993 | TAYLOR | 1,126 |
| CARLISLE | 948 | HART | 721 | MCCREARY | 1,854 | TODD | 416 |
| CARROLL | 1,136 | HENDERSON | 355 | MCLEAN | 844 | TRIGG | 571 |
| CARTER | 2,374 | HENRY | 570 | MEADE | 288 | TRIMBLE | 646 |
| CASEY | 1,261 | HICKMAN | 461 | MENIFEE | 2,901 | UNION | 225 |
| CHRISTIAN | 419 | HOPKINS | 1,210 | MERCER | 1,258 | WARREN | 489 |
| CLARK | 2,589 | JACKSON | 2,366 | METCALFE | 1,017 | WASHINGTON | 975 |
| CLAY | 4,603 | JEFFERSON | 482 | MONROE | 934 | WAYNE | 1,763 |
| CLINTON | 1,100 | JESSAMINE | 1,596 | MONTGOMERY | 2,929 | WEBSTER | 610 |
| CRITTENDEN | 1,373 | JOHNSON | 3,796 | MORGAN | 2,252 | WHITLEY | 4,325 |
| CUMBERLAND | 1,380 | KENTON | 410 | MUHLENBERG | 2,380 | WOLFE | 2,130 |
| DAVISS | 230 | KNOTT | 3,218 | NELSON | 772 | WOODFORD | 906 |

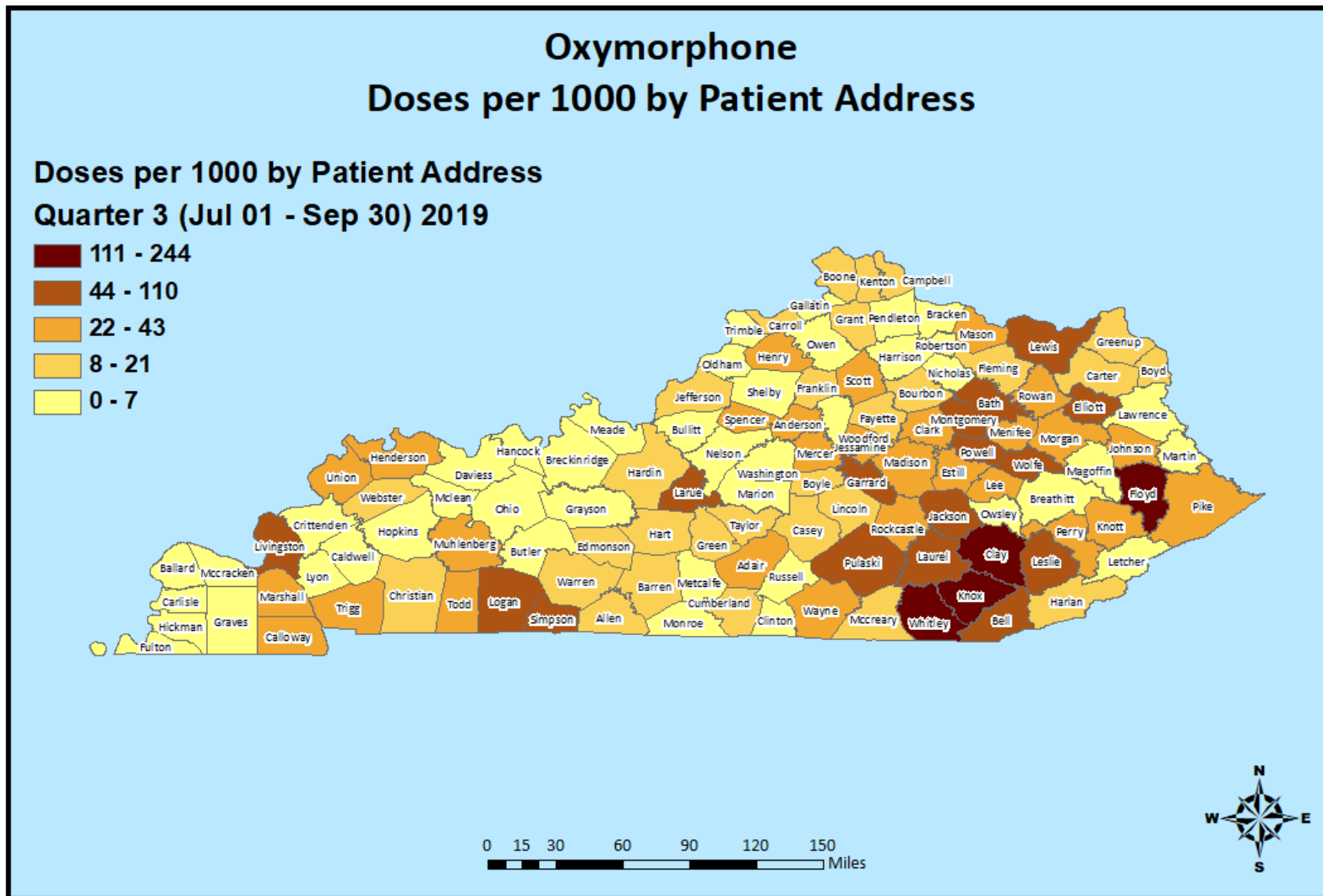
Oxymorphone Prescribing Q3 2019



Oxymorphone Prescribing Q3 2019

| 3 Digit Zip | Doses By Prescriber Zip-Actual Number of Oxymorphone Doses for Quarter 3, 2019 |
|---------------|---|
| 400 | 180 |
| 401 | 0 |
| 402 | 11,858 |
| 403 | 360 |
| 404 | 630 |
| 405 | 50,075 |
| 406 | 0 |
| 407 | 180 |
| 408 | 180 |
| 409 | 260 |
| 410 | 4,857 |
| 411 | 1,560 |
| 412 | 180 |
| 413 | 358 |
| 414 | 0 |
| 415 | 0 |
| 416 | 270 |
| 417 | 306 |
| 418 | 0 |
| 420 | 2,454 |
| 421 | 3,960 |
| 422 | 540 |
| 423 | 180 |
| 424 | 610 |
| 425 | 180 |
| 426 | 0 |
| 427 | 990 |
| Totals | 80,168 |

Oxymorphone Usage Q3 2019



Oxymorphone Usage

Q3 2019

| Actual Number of Oxymorphone Doses for Quarter 3, 2019 | | | | | | | |
|--|---------|-----------|---------|------------|---------|--------------|----------------|
| COUNTY | # DOSES | COUNTY | # DOSES | COUNTY | # DOSES | COUNTY | # DOSES |
| ADAIR | 630 | EDMONSON | 180 | KNOX | 6,762 | NICHOLAS | 0 |
| ALLEN | 360 | ELLIOTT | 360 | LARUE | 990 | OHIO | 0 |
| ANDERSON | 690 | ESTILL | 450 | LAUREL | 5,398 | OLDHAM | 325 |
| BALLARD | 0 | FAYETTE | 5,240 | LAWRENCE | 0 | OWEN | 0 |
| BARREN | 360 | FLEMING | 246 | LEE | 270 | OWSLEY | 0 |
| BATH | 1,350 | FLOYD | 8,192 | LESLIE | 630 | PENDLETON | 0 |
| BELL | 1,779 | FRANKLIN | 360 | LETCHER | 0 | PERRY | 630 |
| BOONE | 1,831 | FULTON | 0 | LEWIS | 900 | PIKE | 1,500 |
| BOURBON | 180 | GALLATIN | 0 | LINCOLN | 360 | POWELL | 794 |
| BOYD | 420 | GARRARD | 978 | LIVINGSTON | 510 | PULASKI | 3,300 |
| BOYLE | 330 | GRANT | 450 | LOGAN | 1,428 | ROBERTSON | 0 |
| BRACKEN | 0 | GRAVES | 0 | LYON | 0 | ROCKCASTLE | 420 |
| BREATHITT | 90 | GRAYSON | 0 | MADISON | 3,334 | ROWAN | 616 |
| BRECKINRIDGE | 0 | GREEN | 180 | MAGOFFIN | 0 | RUSSELL | 0 |
| BULLITT | 420 | GREENUP | 480 | MARION | 0 | SCOTT | 1,405 |
| BUTLER | 0 | HANCOCK | 0 | MARSHALL | 984 | SHELBY | 0 |
| CALDWELL | 0 | HARDIN | 2,120 | MARTIN | 0 | SIMPSON | 1,038 |
| CALLOWAY | 900 | HARLAN | 494 | MASON | 660 | SPENCER | 600 |
| CAMPBELL | 817 | HARRISON | 20 | MCCRACKEN | 0 | TAYLOR | 240 |
| CARLISLE | 0 | HART | 270 | MCCREARY | 360 | TODD | 420 |
| CARROLL | 180 | HENDERSON | 1,240 | MCLEAN | 0 | TRIGG | 360 |
| CARTER | 360 | HENRY | 450 | MEADE | 0 | TRIMBLE | 0 |
| CASEY | 300 | HICKMAN | 0 | MENIFEE | 180 | UNION | 360 |
| CHRISTIAN | 690 | HOPKINS | 180 | MERCER | 690 | WARREN | 1,480 |
| CLARK | 930 | JACKSON | 690 | METCALFE | 0 | WASHINGTON | 0 |
| CLAY | 4,066 | JEFFERSON | 8,972 | MONROE | 0 | WAYNE | 510 |
| CLINTON | 0 | JESSAMINE | 1,380 | MONTGOMERY | 1,960 | WEBSTER | 180 |
| CRITTENDEN | 0 | JOHNSON | 990 | MORGAN | 450 | WHITLEY | 8,795 |
| CUMBERLAND | 60 | KENTON | 1,240 | MUHLENBERG | 798 | WOLFE | 360 |
| DAVISS | 180 | KNOTT | 388 | NELSON | 0 | WOODFORD | 0 |
| | | | | | | TOTAL | 102,470 |

Per 1000 Oxymorphone Usage Q3 2019

| Actual Number of Oxymorphone Doses per 1,000 Residents for Quarter 3, 2019 | | | | | | | |
|--|----------|-----------|----------|------------|----------|------------|----------|
| COUNTY | PER 1000 | COUNTY | PER 1000 | COUNTY | PER 1000 | COUNTY | PER 1000 |
| ADAIR | 33 | EDMONSON | 15 | KNOX | 213 | NICHOLAS | 0 |
| ALLEN | 17 | ELLIOTT | 47 | LARUE | 70 | OHIO | 0 |
| ANDERSON | 31 | ESTILL | 31 | LAUREL | 90 | OLDHAM | 5 |
| BALLARD | 0 | FAYETTE | 16 | LAWRENCE | 0 | OWEN | 0 |
| BARREN | 8 | FLEMING | 17 | LEE | 41 | OWSLEY | 0 |
| BATH | 110 | FLOYD | 221 | LESLIE | 60 | PENDLETON | 0 |
| BELL | 66 | FRANKLIN | 7 | LETCHER | 0 | PERRY | 23 |
| BOONE | 14 | FULTON | 0 | LEWIS | 67 | PIKE | 25 |
| BOURBON | 9 | GALLATIN | 0 | LINCOLN | 15 | POWELL | 65 |
| BOYD | 9 | GARRARD | 57 | LIVINGSTON | 55 | PULASKI | 52 |
| BOYLE | 11 | GRANT | 18 | LOGAN | 54 | ROBERTSON | 0 |
| BRACKEN | 0 | GRAVES | 0 | LYON | 0 | ROCKCASTLE | 25 |
| BREATHITT | 7 | GRAYSON | 0 | MADISON | 37 | ROWAN | 25 |
| BRECKINRIDGE | 0 | GREEN | 16 | MAGOFFIN | 0 | RUSSELL | 0 |
| BULLITT | 5 | GREENUP | 13 | MARION | 0 | SCOTT | 26 |
| BUTLER | 0 | HANCOCK | 0 | MARSHALL | 31 | SHELBY | 0 |
| CALDWELL | 0 | HARDIN | 20 | MARTIN | 0 | SIMPSON | 57 |
| CALLOWAY | 23 | HARLAN | 18 | MASON | 38 | SPENCER | 33 |
| CAMPBELL | 9 | HARRISON | 1 | MCCRACKEN | 0 | TAYLOR | 9 |
| CARLISLE | 0 | HART | 14 | MCCREARY | 21 | TODD | 34 |
| CARROLL | 17 | HENDERSON | 27 | MCLEAN | 0 | TRIGG | 25 |
| CARTER | 13 | HENRY | 28 | MEADE | 0 | TRIMBLE | 0 |
| CASEY | 19 | HICKMAN | 0 | MENIFEE | 28 | UNION | 24 |
| CHRISTIAN | 10 | HOPKINS | 4 | MERCER | 32 | WARREN | 12 |
| CLARK | 26 | JACKSON | 52 | METCALFE | 0 | WASHINGTON | 0 |
| CLAY | 196 | JEFFERSON | 12 | MONROE | 0 | WAYNE | 25 |
| CLINTON | 0 | JESSAMINE | 26 | MONTGOMERY | 71 | WEBSTER | 14 |
| CRITTENDEN | 0 | JOHNSON | 43 | MORGAN | 34 | WHITLEY | 244 |
| CUMBERLAND | 9 | KENTON | 8 | MUHLENBERG | 26 | WOLFE | 50 |
| DAVISS | 2 | KNOTT | 25 | NELSON | 0 | WOODFORD | 0 |