

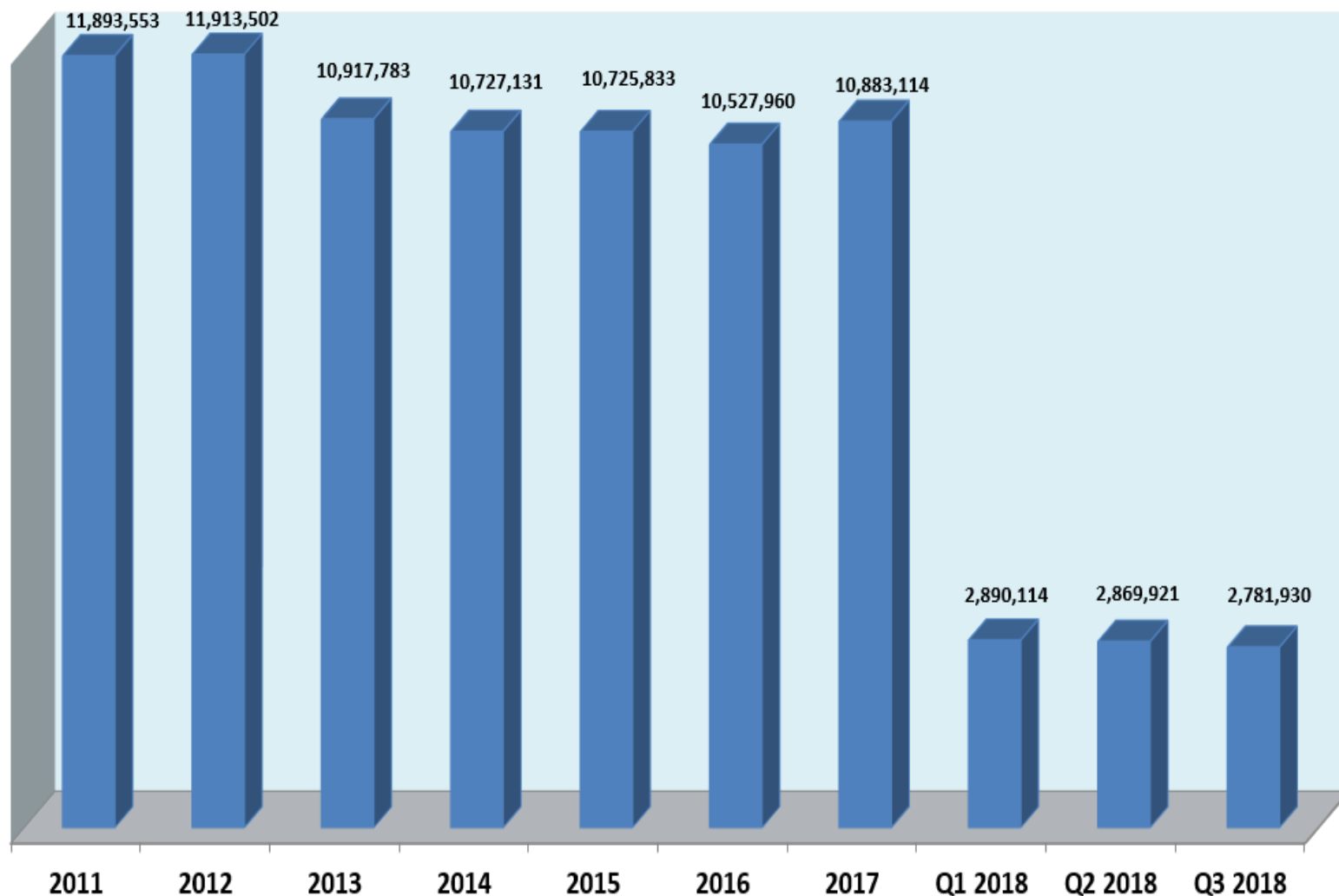
Kentucky All Schedule Prescription Electronic Reporting

Quarterly Trend Report 3rd Quarter 2018

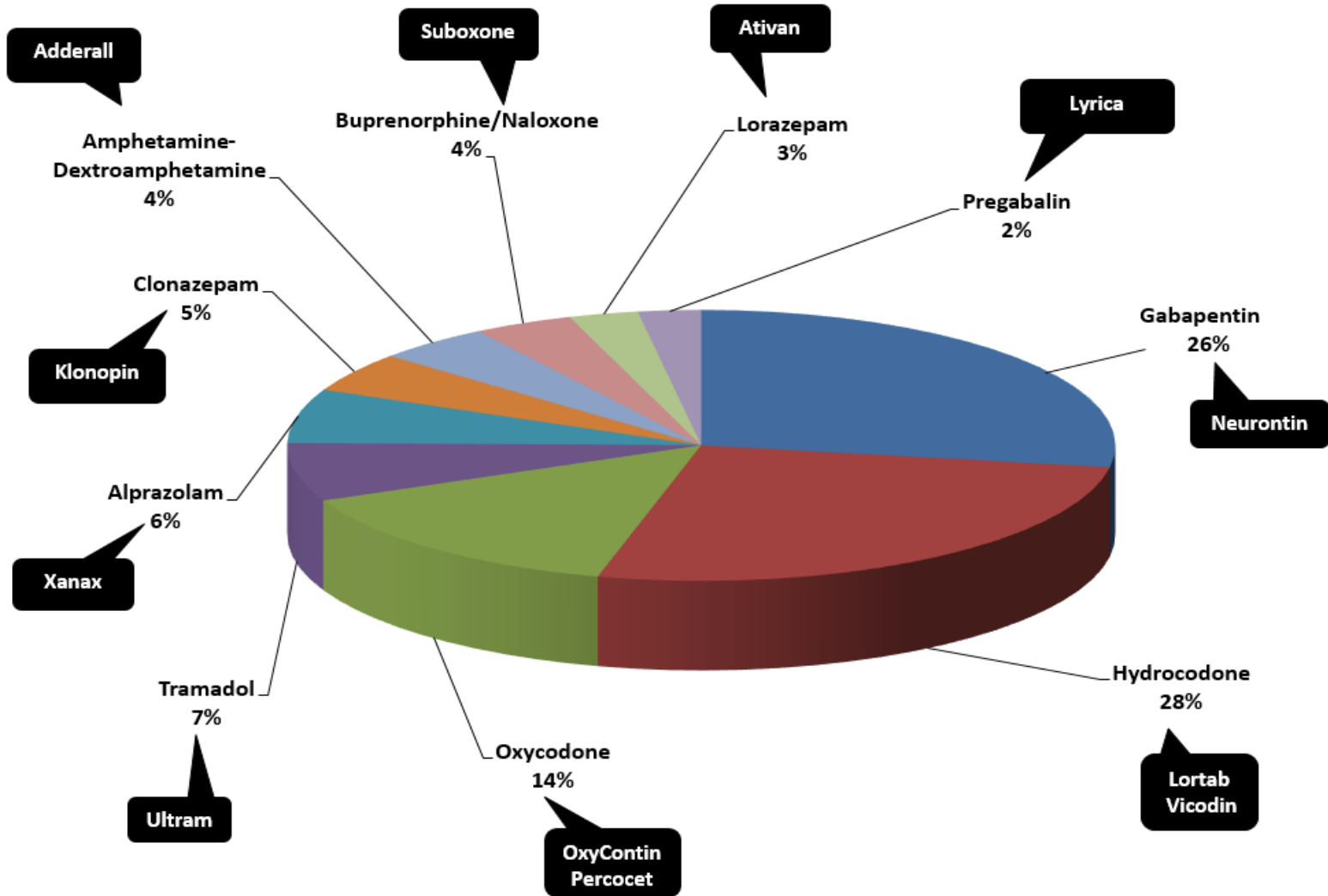
Cabinet for Health and Family Services
Office of Inspector General
275 E. Main Street
Frankfort, KY 40621



KASPER Records Added 2011 – Q3 2018




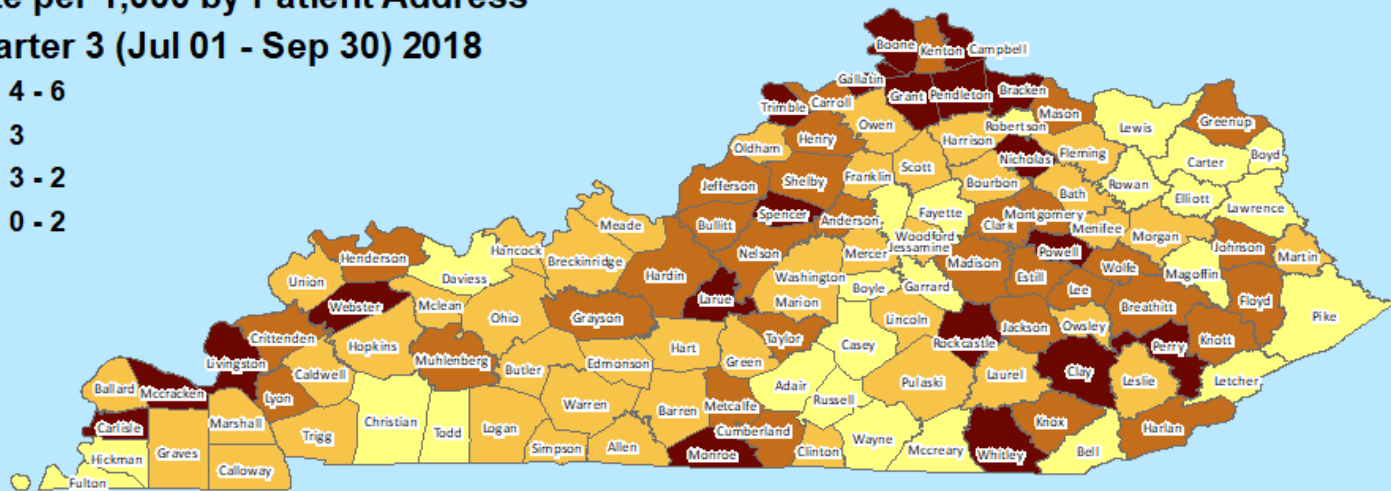

Top Prescribed Controlled Substances by Therapeutic Category by Doses – Q3 2018



Opioid Morphine Equivalent Dose (MED) Data Q3 2018

Rate of Patients Receiving Daily MED \geq 100 per 1,000 Residents by Patient Address Patient Ages 18 - 65 (Data Excludes Buprenorphine/Naloxone)

Rate per 1,000 by Patient Address
Quarter 3 (Jul 01 - Sep 30) 2018



Opioid Morphine Equivalent Dose (MED) Data Q3 2018

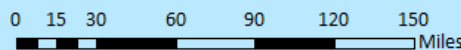
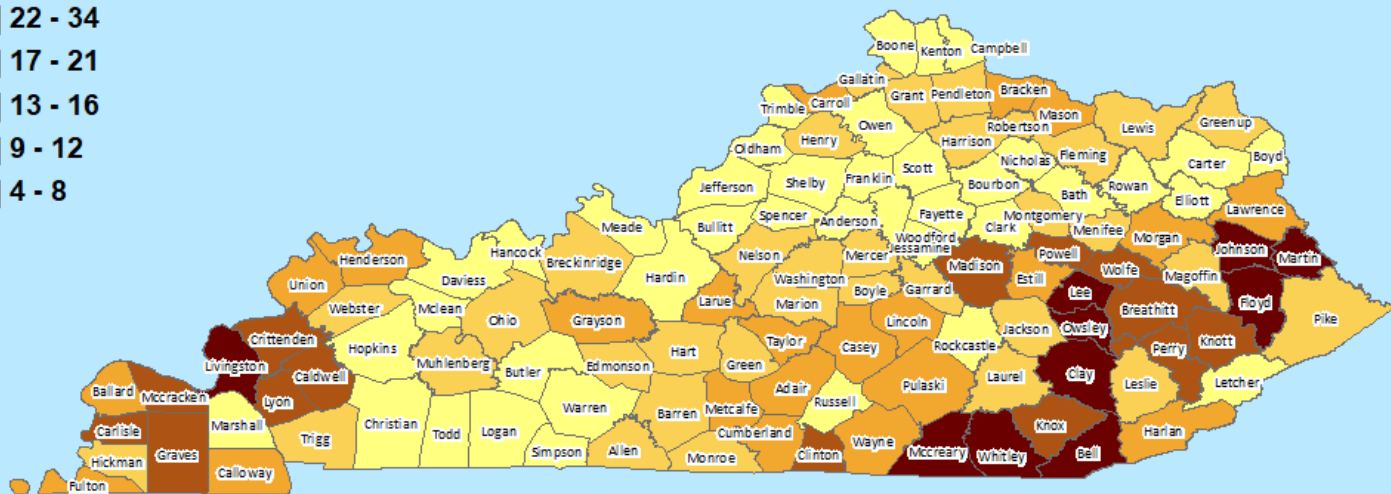

Rate of Patients Receiving Daily Morphine Equivalent Dosage \geq 100 per 1,000 Residents for Quarter 3, 2018
Patient Ages 18 - 65 (Data Excludes Buprenorphine/Naloxone)

COUNTY	PER 1000	COUNTY	PER 1000	COUNTY	PER 1000	COUNTY	PER 1000
ADAIR	1	EDMONSON	2	KNOX	3	NICHOLAS	3
ALLEN	2	ELLIOTT	1	LARUE	3	OHIO	2
ANDERSON	3	ESTILL	3	LAUREL	2	OLDHAM	2
BALLARD	2	FAYETTE	1	LAWRENCE	2	OWEN	2
BARREN	2	FLEMING	2	LEE	3	OWSLEY	2
BATH	2	FLOYD	3	LESLIE	2	PENDLETON	4
BELL	1	FRANKLIN	2	LETCHER	1	PERRY	4
BOONE	4	FULTON	2	LEWIS	2	PIKE	1
BOURBON	2	GALLATIN	5	LINCOLN	2	POWELL	6
BOYD	1	GARRARD	1	LIVINGSTON	5	PULASKI	2
BOYLE	2	GRANT	4	LOGAN	2	ROBERTSON	1
BRACKEN	4	GRAVES	2	LYON	3	ROCKCASTLE	3
BREATHITT	3	GRAYSON	3	MADISON	3	ROWAN	2
BRECKINRIDGE	2	GREEN	2	MAGOFFIN	2	RUSSELL	1
BULLITT	3	GREENUP	3	MARION	2	SCOTT	2
BUTLER	2	HANCOCK	2	MARSHALL	2	SHELBY	3
CALDWELL	2	HARDIN	3	MARTIN	2	SIMPSON	2
CALLOWAY	2	HARLAN	3	MASON	3	SPENCER	4
CAMPBELL	3	HARRISON	2	MCCRACKEN	4	TAYLOR	3
CARLISLE	4	HART	2	MCCREARY	2	TODD	2
CARROLL	3	HENDERSON	3	MCLEAN	2	TRIGG	2
CARTER	2	HENRY	3	MEADE	2	TRIMBLE	3
CASEY	2	HICKMAN	0	MENIFEE	2	UNION	2
CHRISTIAN	1	HOPKINS	2	MERCER	2	WARREN	2
CLARK	3	JACKSON	3	METCALFE	3	WASHINGTON	2
CLAY	4	JEFFERSON	3	MONROE	3	WAYNE	2
CLINTON	2	JESSAMINE	2	MONTGOMERY	3	WEBSTER	4
CRITTENDEN	3	JOHNSON	3	MORGAN	2	WHITLEY	4
CUMBERLAND	3	KENTON	3	MUHLENBERG	3	WOLFE	3
DAVISS	1	KNOTT	3	NELSON	3	WOODFORD	2

Patients with Seven or More Days of Overlapping Opioid and Benzodiazepine Prescriptions Q3 2018

Opioid and Benzodiazepine 7-Day Overlap by Patient Address

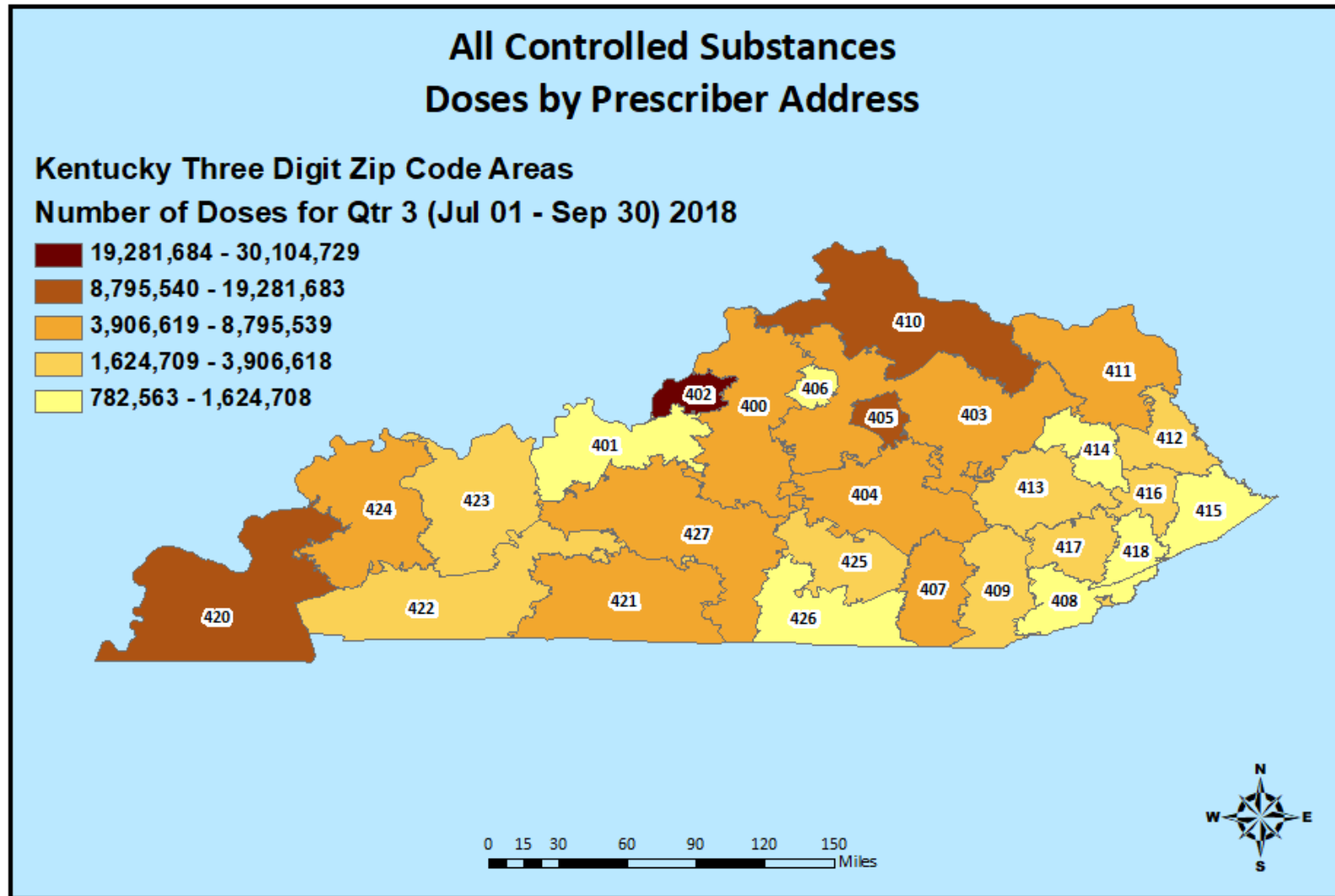
Rate per 1,000 of 7-Day Overlap by Patient Address
Quarter 3 (Jul 01 - Sep 30) 2018



Patients with Seven or More Days of Overlapping Opioid and Benzodiazepine Prescriptions Q3 2018

Rate of Patients With at Least a 7-Day Overlap of Opioids and Benzodiazepines per 1,000 for Quarter 3, 2018							
COUNTY	PER 1000	COUNTY	PER 1000	COUNTY	PER 1000	COUNTY	PER 1000
ADAIR	15	EDMONSON	11	KNOX	19	NICHOLAS	7
ALLEN	10	ELLIOTT	8	LARUE	15	OHIO	10
ANDERSON	8	ESTILL	16	LAUREL	11	OLDHAM	4
BALLARD	16	FAYETTE	4	LAWRENCE	15	OWEN	7
BARREN	10	FLEMING	10	LEE	25	OWSLEY	24
BATH	7	FLOYD	27	LESLIE	9	PENDLETON	9
BELL	34	FRANKLIN	7	LETCHER	7	PERRY	21
BOONE	7	FULTON	14	LEWIS	10	PIKE	9
BOURBON	7	GALLATIN	10	LINCOLN	13	POWELL	20
BOYD	6	GARRARD	8	LIVINGSTON	24	PULASKI	12
BOYLE	11	GRANT	9	LOGAN	6	ROBERTSON	12
BRACKEN	13	GRAVES	17	LYON	18	ROCKCASTLE	7
BREATHITT	21	GRAYSON	15	MADISON	17	ROWAN	6
BRECKINRIDGE	9	GREEN	10	MAGOFFIN	10	RUSSELL	5
BULLITT	8	GREENUP	11	MARION	9	SCOTT	6
BUTLER	8	HANCOCK	6	MARSHALL	5	SHELBY	7
CALDWELL	16	HARDIN	6	MARTIN	26	SIMPSON	6
CALLOWAY	14	HARLAN	14	MASON	12	SPENCER	7
CAMPBELL	8	HARRISON	11	MCCRACKEN	19	TAYLOR	13
CARLISLE	16	HART	10	MCCREARY	23	TODD	7
CARROLL	12	HENDERSON	13	MCLEAN	8	TRIGG	11
CARTER	8	HENRY	9	MEADE	6	TRIMBLE	8
CASEY	13	HICKMAN	9	MENIFEE	11	UNION	14
CHRISTIAN	6	HOPKINS	8	MERCER	9	WARREN	5
CLARK	7	JACKSON	9	METCALFE	13	WASHINGTON	9
CLAY	27	JEFFERSON	7	MONROE	9	WAYNE	15
CLINTON	19	JESSAMINE	6	MONTGOMERY	11	WEBSTER	11
CRITTENDEN	17	JOHNSON	27	MORGAN	13	WHITLEY	24
CUMBERLAND	12	KENTON	6	MUHLENBERG	11	WOLFE	19
DAVISS	5	KNOTT	20	NELSON	8	WOODFORD	6

Controlled Substance Prescribing Q3 2018




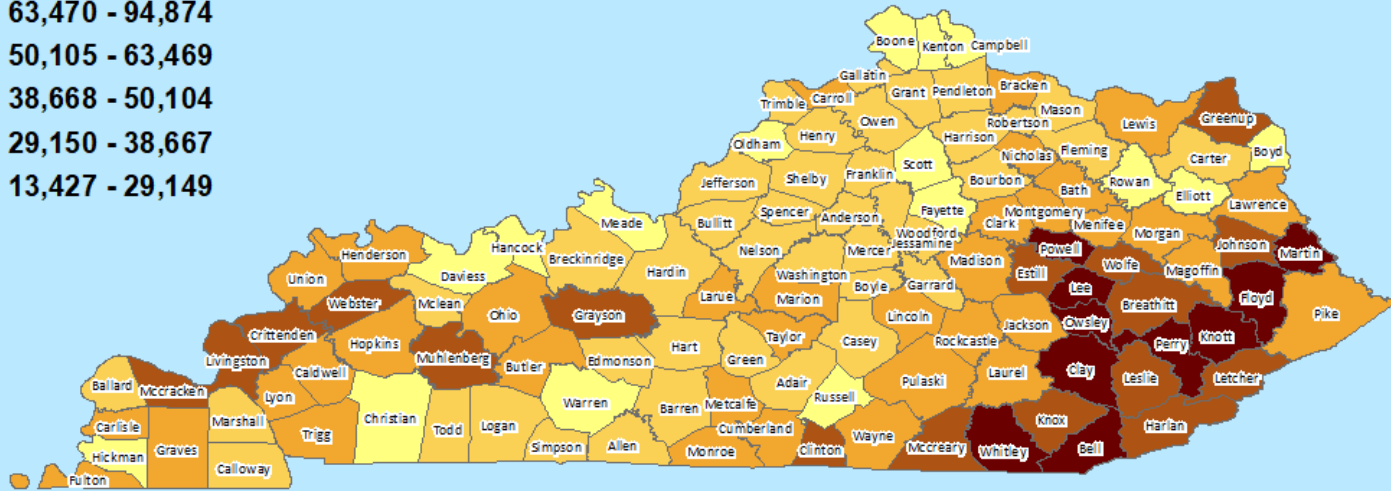

Controlled Substance Prescribing Q3 2018

3 Digit Zip	Doses By Prescriber Zip-Actual Number of all Controlled Substances for Quarter 3, 2018
400	4,214,285
401	1,468,813
402	30,104,729
403	7,323,839
404	5,295,998
405	19,281,683
406	1,624,708
407	4,617,204
408	936,168
409	3,479,709
410	13,598,700
411	4,409,797
412	2,372,745
413	1,995,359
414	782,563
415	1,043,398
416	2,593,266
417	3,906,618
418	790,054
420	10,581,937
421	8,795,539
422	2,458,391
423	2,874,674
424	4,507,984
425	2,343,579
426	1,477,363
427	6,367,983
Totals	149,247,086

Controlled Substance Usage Q3 2018

All Controlled Substances Usage Dosage Rate per 1000 by Patient Address

Doses per 1000 by Patient Address
Quarter 3 (Jul 01 - Sep 30) 2018



Controlled Substance Usage

Q3 2018

Actual Number of All Controlled Substances Doses for Quarter 3, 2018							
COUNTY	# DOSES	COUNTY	# DOSES	COUNTY	# DOSES	COUNTY	# DOSES
ADAIR	734,656	EDMONSON	399,073	KNOX	1,658,538	NICHOLAS	322,011
ALLEN	748,371	ELLIOTT	190,771	LARUE	598,255	OHIO	1,029,221
ANDERSON	788,607	ESTILL	905,709	LAUREL	2,390,581	OLDHAM	1,450,397
BALLARD	302,783	FAYETTE	7,274,926	LAWRENCE	753,248	OWEN	315,336
BARREN	1,536,432	FLEMING	548,585	LEE	518,432	OWSLEY	426,081
BATH	528,802	FLOYD	2,961,172	LESLIE	601,294	PENDLETON	471,180
BELL	1,916,089	FRANKLIN	1,606,834	LETCHER	1,444,563	PERRY	2,287,503
BOONE	3,399,510	FULTON	269,062	LEWIS	538,928	PIKE	2,628,211
BOURBON	752,126	GALLATIN	277,715	LINCOLN	994,855	POWELL	858,070
BOYD	1,131,072	GARRARD	562,788	LIVINGSTON	538,772	PULASKI	2,530,301
BOYLE	1,076,949	GRANT	774,413	LOGAN	971,583	ROBERTSON	82,394
BRACKEN	330,556	GRAVES	1,782,720	LYON	374,440	ROCKCASTLE	676,232
BREATHITT	843,123	GRAYSON	1,394,304	MADISON	2,974,602	ROWAN	711,230
BRECKINRIDGE	672,321	GREEN	394,574	MAGOFFIN	899,686	RUSSELL	237,950
BULLITT	2,464,910	GREENUP	1,852,296	MARION	719,654	SCOTT	1,573,247
BUTLER	506,217	HANCOCK	241,150	MARSHALL	1,588,283	SHELBY	1,382,669
CALDWELL	629,709	HARDIN	3,390,875	MARTIN	725,246	SIMPSON	579,183
CALLOWAY	1,363,985	HARLAN	1,557,674	MASON	537,211	SPENCER	651,619
CAMPBELL	2,598,046	HARRISON	720,983	MCCRACKEN	3,142,024	TAYLOR	1,059,498
CARLISLE	239,305	HART	629,177	MCCREARY	745,137	TODD	394,114
CARROLL	466,840	HENDERSON	2,060,368	MCLEAN	435,024	TRIGG	567,300
CARTER	883,578	HENRY	590,874	MEADE	656,680	TRIMBLE	258,962
CASEY	589,840	HICKMAN	131,761	MENIFEE	284,210	UNION	654,341
CHRISTIAN	1,792,220	HOPKINS	2,044,033	MERCER	794,249	WARREN	3,471,500
CLARK	1,446,549	JACKSON	643,044	METCALFE	468,526	WASHINGTON	375,704
CLAY	1,698,334	JEFFERSON	23,038,587	MONROE	451,249	WAYNE	886,626
CLINTON	517,146	JESSAMINE	1,727,918	MONTGOMERY	1,278,978	WEBSTER	701,453
CRITTENDEN	474,030	JOHNSON	1,434,496	MORGAN	583,228	WHITLEY	2,648,680
CUMBERLAND	312,975	KENTON	3,963,861	MUHLENBERG	1,724,534	WOLFE	429,382
DAVISS	2,182,705	KNOTT	1,128,505	NELSON	1,626,912	WOODFORD	786,897
						TOTAL	158,892,248

Per 1000 Controlled Substance Usage Q3 2018


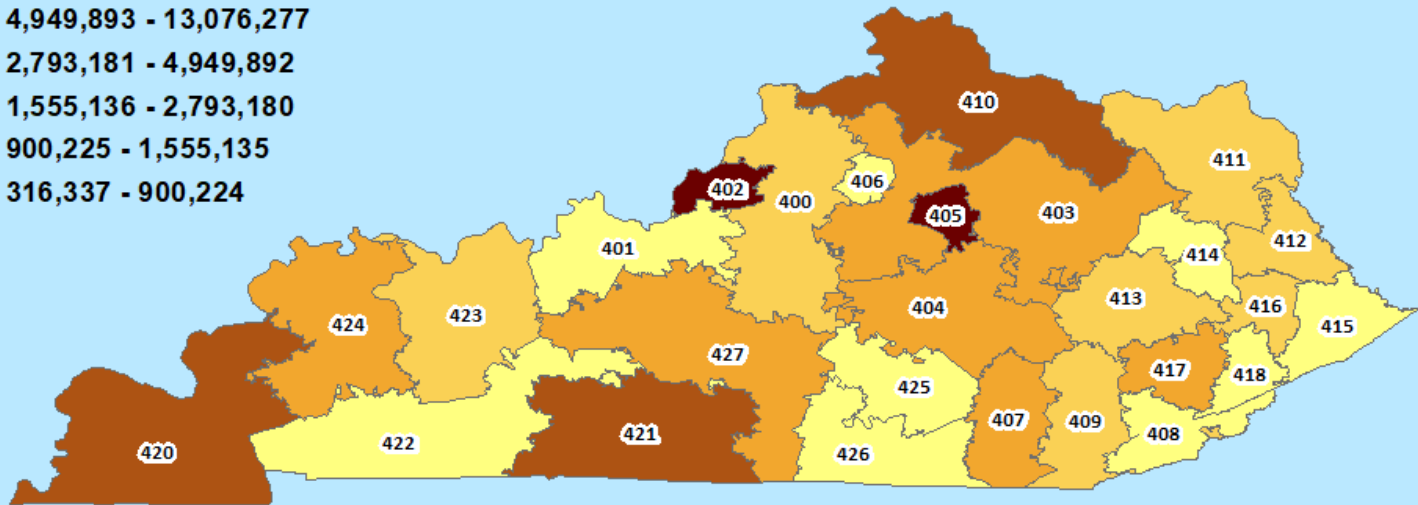
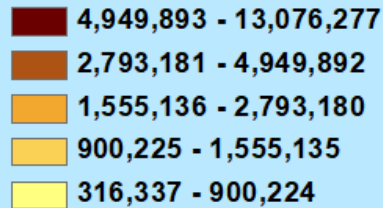
Actual Number of All Controlled Substances Doses per 1,000 Residents for Quarter 3, 2018							
COUNTY	PER 1000	COUNTY	PER 1000	COUNTY	PER 1000	COUNTY	PER 1000
ADAIR	38,105	EDMONSON	32,943	KNOX	52,341	NICHOLAS	45,456
ALLEN	36,274	ELLIOTT	25,141	LARUE	42,441	OHIO	42,219
ANDERSON	35,590	ESTILL	63,305	LAUREL	39,678	OLDHAM	22,123
BALLARD	37,594	FAYETTE	22,845	LAWRENCE	47,485	OWEN	29,631
BARREN	34,924	FLEMING	37,815	LEE	78,789	OWSLEY	94,874
BATH	42,898	FLOYD	79,794	LESLIE	57,060	PENDLETON	32,361
BELL	70,660	FRANKLIN	31,781	LETCHER	63,433	PERRY	83,660
BOONE	26,448	FULTON	43,545	LEWIS	40,093	PIKE	43,402
BOURBON	37,550	GALLATIN	32,259	LINCOLN	40,820	POWELL	69,716
BOYD	23,499	GARRARD	32,546	LIVINGSTON	58,126	PULASKI	39,563
BOYLE	35,877	GRANT	31,072	LOGAN	36,535	ROBERTSON	38,234
BRACKEN	39,352	GRAVES	47,946	LYON	46,405	ROCKCASTLE	40,132
BREATHITT	63,469	GRAYSON	53,250	MADISON	48,219	ROWAN	29,088
BRECKINRIDGE	33,682	GREEN	35,676	MAGOFFIN	42,553	RUSSELL	13,427
BULLITT	31,142	GREENUP	51,606	MARION	45,913	SCOTT	29,149
BUTLER	39,410	HANCOCK	27,372	MARSHALL	33,218	SHELBY	29,794
CALDWELL	50,104	HARDIN	31,597	MARTIN	70,931	SIMPSON	32,029
CALLOWAY	35,486	HARLAN	57,335	MASON	37,472	SPENCER	35,658
CAMPBELL	28,175	HARRISON	38,667	MCCRACKEN	50,639	TAYLOR	41,717
CARLISLE	49,290	HART	33,778	MCCREARY	60,427	TODD	32,055
CARROLL	43,716	HENDERSON	44,546	MCLEAN	31,251	TRIGG	39,771
CARTER	32,669	HENRY	37,355	MEADE	23,348	TRIMBLE	30,042
CASEY	37,296	HICKMAN	28,477	MENIFEE	44,352	UNION	43,975
CHRISTIAN	24,771	HOPKINS	44,528	MERCER	36,981	WARREN	27,654
CLARK	40,385	JACKSON	48,103	METCALFE	46,768	WASHINGTON	30,823
CLAY	81,784	JEFFERSON	30,102	MONROE	42,619	WAYNE	43,349
CLINTON	50,815	JESSAMINE	33,003	MONTGOMERY	46,054	WEBSTER	52,677
CRITTENDEN	51,592	JOHNSON	62,429	MORGAN	43,858	WHITLEY	73,379
CUMBERLAND	46,449	KENTON	24,031	MUHLENBERG	55,580	WOLFE	59,978
DAVISS	21,898	KNOTT	72,601	NELSON	35,710	WOODFORD	30,122

Opioid Prescribing Q3 2018

All Opioid Controlled Substances Doses by Prescriber Address

Kentucky Three Digit Zip Code Areas

Number of Opioid Doses for Qtr 3 (Jul 01 - Sep 30) 2018



Opioid Prescribing Q3 2018

3 Digit Zip	Doses By Prescriber Zip-Actual Number of All Opioids for Quarter 3, 2018
400	1,382,825
401	500,698
402	13,076,277
403	2,634,102
404	2,321,204
405	8,721,290
406	900,224
407	1,893,258
408	417,673
409	1,526,388
410	4,949,892
411	1,555,135
412	1,015,918
413	1,048,864
414	316,337
415	351,358
416	1,173,714
417	1,952,945
418	318,319
420	4,685,821
421	4,247,179
422	838,094
423	1,305,754
424	1,943,643
425	678,638
426	663,665
427	2,793,180
Totals	63,212,395

Opioid Usage

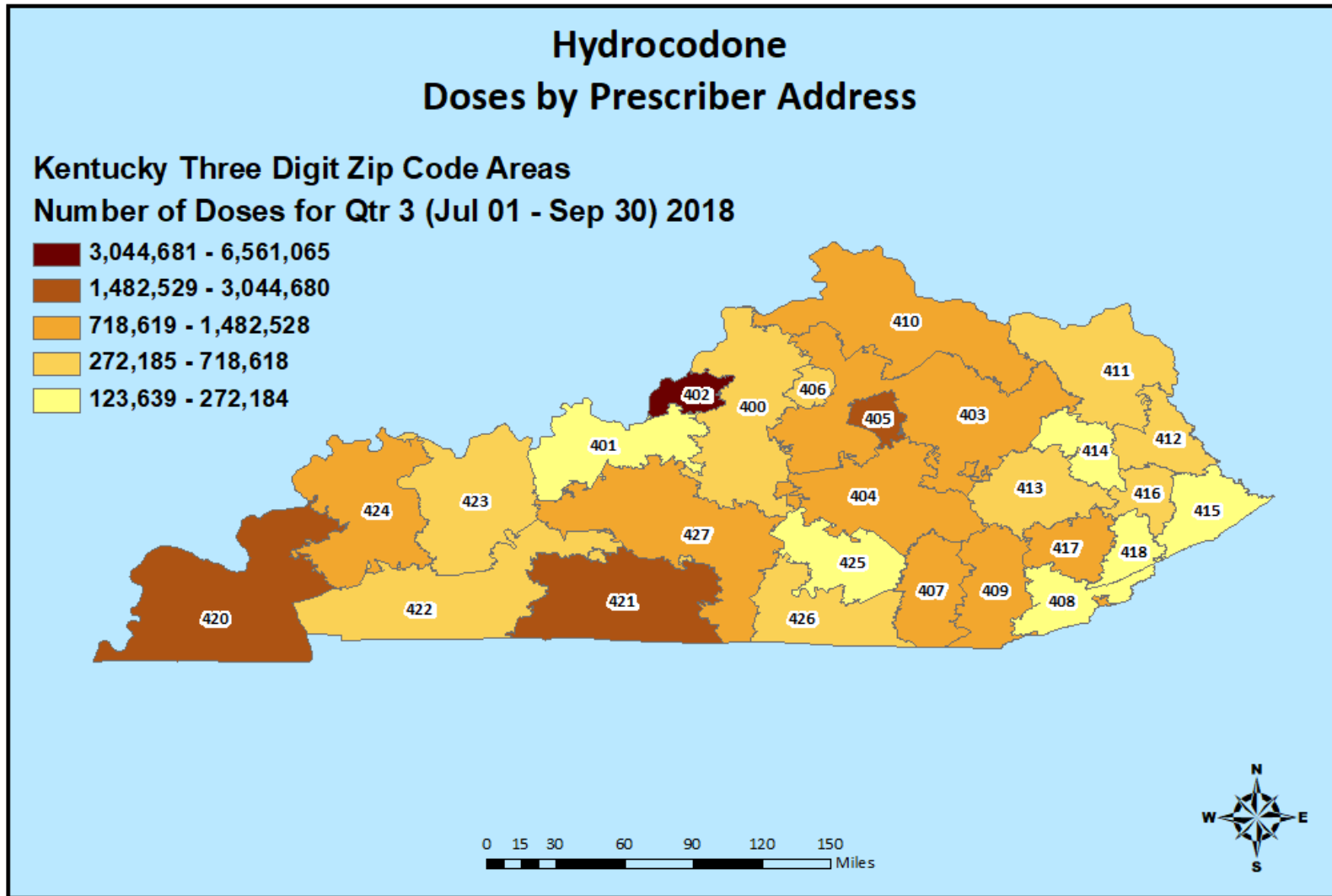
Q3 2018

Actual Number of All Opioid Doses for Quarter 3, 2018							
COUNTY	# DOSES	COUNTY	# DOSES	COUNTY	# DOSES	COUNTY	# DOSES
ADAIR	337,396	EDMONSON	204,064	KNOX	706,235	NICHOLAS	134,594
ALLEN	370,143	ELLIOTT	87,503	LARUE	256,618	OHIO	507,572
ANDERSON	355,726	ESTILL	415,542	LAUREL	1,046,493	OLDHAM	508,955
BALLARD	139,417	FAYETTE	2,595,460	LAWRENCE	321,852	OWEN	134,266
BARREN	674,150	FLEMING	211,774	LEE	239,205	OWSLEY	195,002
BATH	225,881	FLOYD	1,427,520	LESLIE	337,601	PENDLETON	208,407
BELL	892,138	FRANKLIN	675,569	LETCHER	648,542	PERRY	1,074,316
BOONE	1,293,733	FULTON	121,089	LEWIS	224,565	PIKE	1,171,554
BOURBON	294,249	GALLATIN	130,041	LINCOLN	457,956	POWELL	406,229
BOYD	402,605	GARRARD	250,670	LIVINGSTON	260,803	PULASKI	1,043,981
BOYLE	448,829	GRANT	346,627	LOGAN	448,195	ROBERTSON	29,952
BRACKEN	126,911	GRAVES	730,324	LYON	159,971	ROCKCASTLE	368,372
BREATHITT	403,881	GRAYSON	644,139	MADISON	1,299,567	ROWAN	312,158
BRECKINRIDGE	309,069	GREEN	173,513	MAGOFFIN	411,848	RUSSELL	104,794
BULLITT	1,119,565	GREENUP	688,377	MARION	322,125	SCOTT	634,381
BUTLER	239,199	HANCOCK	106,738	MARSHALL	679,349	SHELBY	572,431
CALDWELL	268,792	HARDIN	1,470,437	MARTIN	285,441	SIMPSON	266,534
CALLOWAY	538,897	HARLAN	764,899	MASON	168,242	SPENCER	277,667
CAMPBELL	1,020,664	HARRISON	281,343	MCCRACKEN	1,342,404	TAYLOR	466,500
CARLISLE	107,637	HART	294,045	MCCREARY	360,969	TODD	169,856
CARROLL	207,906	HENDERSON	906,083	MCLEAN	213,969	TRIGG	237,275
CARTER	365,699	HENRY	254,138	MEADE	295,339	TRIMBLE	130,618
CASEY	258,564	HICKMAN	59,191	MENIFEE	135,501	UNION	318,015
CHRISTIAN	748,661	HOPKINS	1,001,460	MERCER	342,275	WARREN	1,499,614
CLARK	615,178	JACKSON	277,313	METCALFE	219,635	WASHINGTON	152,105
CLAY	820,321	JEFFERSON	9,573,094	MONROE	206,226	WAYNE	437,236
CLINTON	259,128	JESSAMINE	692,986	MONTGOMERY	553,006	WEBSTER	344,573
CRITTENDEN	238,086	JOHNSON	637,721	MORGAN	273,103	WHITLEY	1,140,037
CUMBERLAND	157,967	KENTON	1,529,546	MUHLENBERG	855,277	WOLFE	202,757
DAVISS	942,830	KNOTT	530,599	NELSON	728,083	WOODFORD	308,002
TOTAL						68,423,175	

Per 1000 Opioid Usage Q3 2018

Actual Number of All Opioid Doses per 1,000 Residents for Quarter 3, 2018							
COUNTY	PER 1000	COUNTY	PER 1000	COUNTY	PER 1000	COUNTY	PER 1000
ADAIR	17,500	EDMONSON	16,845	KNOX	22,288	NICHOLAS	19,000
ALLEN	17,941	ELLIOTT	11,532	LARUE	18,205	OHIO	20,821
ANDERSON	16,054	ESTILL	29,045	LAUREL	17,369	OLDHAM	7,763
BALLARD	17,310	FAYETTE	8,150	LAWRENCE	20,289	OWEN	12,617
BARREN	15,324	FLEMING	14,598	LEE	36,353	OWSLEY	43,421
BATH	18,324	FLOYD	38,467	LESLIE	32,037	PENDLETON	14,314
BELL	32,900	FRANKLIN	13,362	LETCHER	28,479	PERRY	39,290
BOONE	10,065	FULTON	19,597	LEWIS	16,706	PIKE	19,347
BOURBON	14,690	GALLATIN	15,105	LINCOLN	18,790	POWELL	33,005
BOYD	8,365	GARRARD	14,496	LIVINGSTON	28,137	PULASKI	16,323
BOYLE	14,952	GRANT	13,908	LOGAN	16,854	ROBERTSON	13,899
BRACKEN	15,108	GRAVES	19,642	LYON	19,825	ROCKCASTLE	21,862
BREATHITT	30,404	GRAYSON	24,600	MADISON	20,601	ROWAN	12,767
BRECKINRIDGE	15,484	GREEN	15,688	MAGOFFIN	20,614	RUSSELL	5,913
BULLITT	14,145	GREENUP	19,179	MARION	22,582	SCOTT	11,754
BUTLER	18,622	HANCOCK	12,116	MARSHALL	14,513	SHELBY	12,335
CALDWELL	21,387	HARDIN	13,702	MARTIN	32,470	SIMPSON	14,739
CALLOWAY	14,020	HARLAN	28,154	MASON	16,773	SPENCER	15,195
CAMPBELL	11,069	HARRISON	15,089	MCCRACKEN	21,659	TAYLOR	18,368
CARLISLE	22,170	HART	15,786	MCCREARY	23,783	TODD	13,815
CARROLL	19,469	HENDERSON	19,590	MCLEAN	9,787	TRIGG	16,635
CARTER	13,521	HENRY	16,066	MEADE	10,501	TRIMBLE	15,153
CASEY	16,349	HICKMAN	12,793	MENIFEE	21,146	UNION	21,372
CHRISTIAN	10,348	HOPKINS	21,816	MERCER	15,937	WARREN	11,946
CLARK	17,175	JACKSON	20,745	METCALFE	21,924	WASHINGTON	12,479
CLAY	39,503	JEFFERSON	12,508	MONROE	19,477	WAYNE	21,378
CLINTON	25,462	JESSAMINE	13,236	MONTGOMERY	19,913	WEBSTER	25,877
CRITTENDEN	25,913	JOHNSON	27,754	MORGAN	20,537	WHITLEY	31,583
CUMBERLAND	23,444	KENTON	9,273	MUHLENBERG	27,565	WOLFE	28,322
DAVISS	9,459	KNOTT	34,135	NELSON	15,981	WOODFORD	11,790

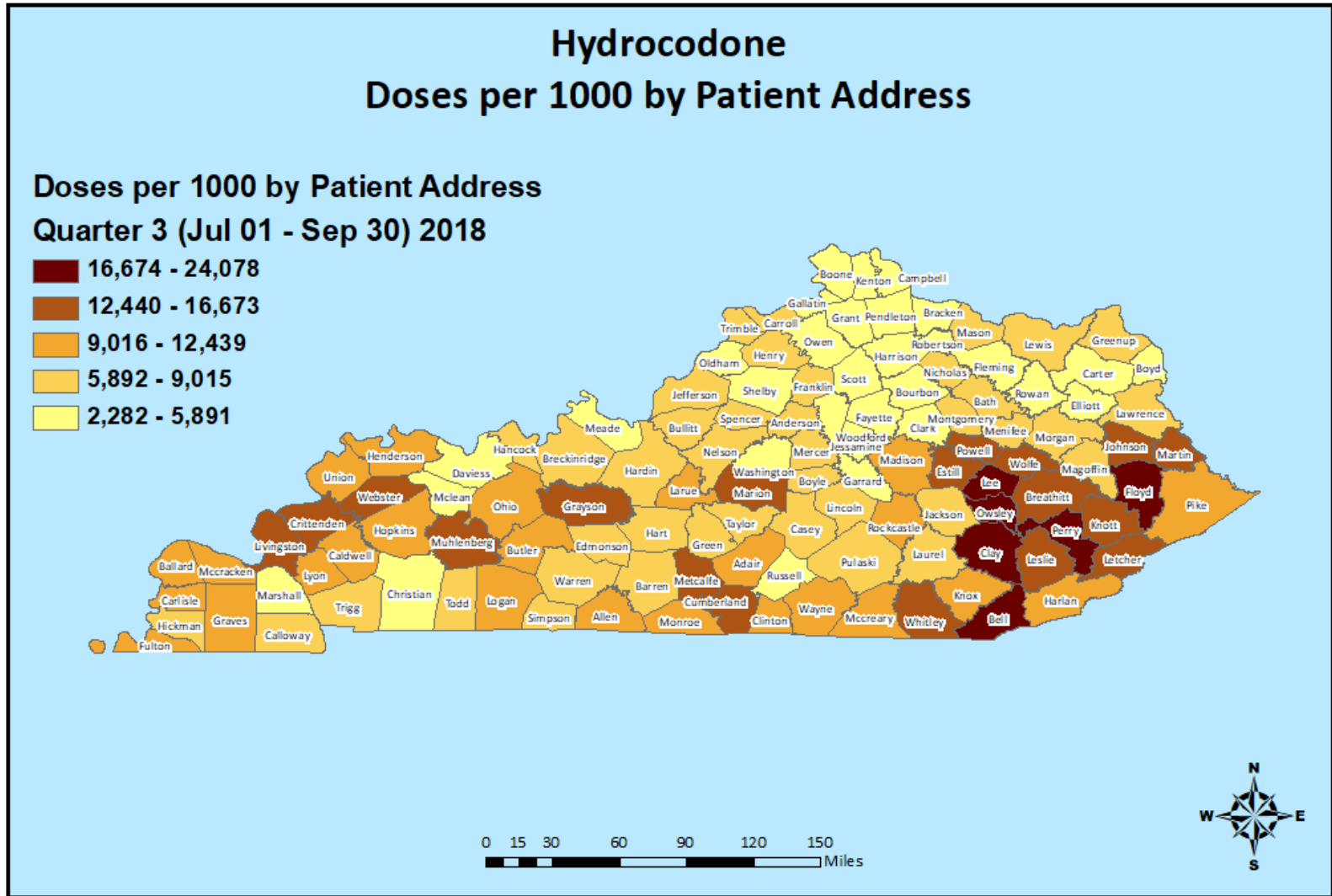
Hydrocodone Prescribing Q3 2018



Hydrocodone Prescribing Q3 2018

3 Digit Zip	Doses By Prescriber Zip-Actual Number of all Hydrocodone Doses for Quarter 3, 2018
400	718,618
401	219,681
402	6,561,065
403	1,031,656
404	1,101,186
405	3,044,680
406	469,744
407	962,679
408	205,902
409	964,863
410	1,482,528
411	588,060
412	419,208
413	492,513
414	158,728
415	160,366
416	639,331
417	1,214,076
418	123,639
420	2,479,173
421	2,441,176
422	530,915
423	662,350
424	1,130,290
425	272,184
426	396,296
427	1,433,235
Totals	29,904,142

Hydrocodone Usage Q3 2018



Hydrocodone Usage

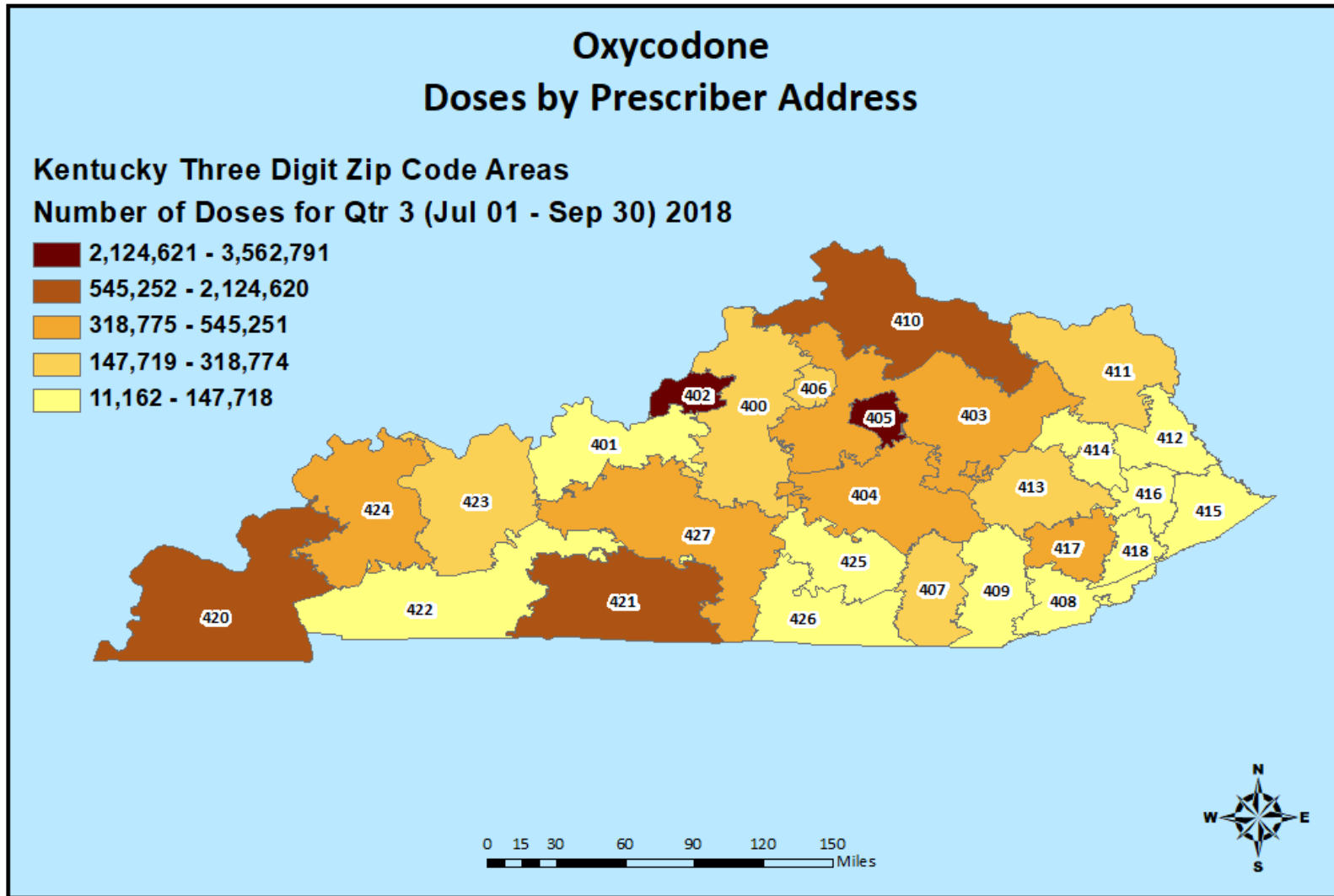
Q3 2018

Actual Number of Hydrocodone Doses for Quarter 3, 2018							
COUNTY	# DOSES	COUNTY	# DOSES	COUNTY	# DOSES	COUNTY	# DOSES
ADAIR	195,961	EDMONSON	107,278	KNOX	357,944	NICHOLAS	44,243
ALLEN	230,838	ELLIOTT	34,349	LARUE	133,737	OHIO	276,744
ANDERSON	179,838	ESTILL	184,093	LAUREL	471,580	OLDHAM	249,592
BALLARD	80,195	FAYETTE	945,010	LAWRENCE	136,859	OWEN	46,999
BARREN	381,803	FLEMING	79,366	LEE	127,938	OWSLEY	108,135
BATH	76,358	FLOYD	727,968	LESLIE	175,702	PENDLETON	62,636
BELL	539,473	FRANKLIN	318,019	LETCHER	320,252	PERRY	535,522
BOONE	376,553	FULTON	71,050	LEWIS	91,154	PIKE	591,653
BOURBON	94,599	GALLATIN	39,451	LINCOLN	204,246	POWELL	181,521
BOYD	137,832	GARRARD	95,757	LIVINGSTON	133,712	PULASKI	439,364
BOYLE	225,488	GRANT	91,954	LOGAN	250,023	ROBERTSON	11,151
BRACKEN	37,838	GRAVES	395,704	LYON	83,003	ROCKCASTLE	183,536
BREATHITT	198,490	GRAYSON	339,605	MADISON	506,804	ROWAN	102,399
BRECKINRIDGE	158,488	GREEN	78,430	MAGOFFIN	202,092	RUSSELL	58,848
BULLITT	560,164	GREENUP	242,092	MARION	153,422	SCOTT	240,284
BUTLER	144,516	HANCOCK	56,209	MARSHALL	328,457	SHELBY	273,387
CALDWELL	128,929	HARDIN	719,518	MARTIN	117,103	SIMPSON	129,328
CALLOWAY	289,393	HARLAN	337,942	MASON	57,399	SPENCER	141,216
CAMPBELL	288,491	HARRISON	103,330	MCCRACKEN	700,339	TAYLOR	217,134
CARLISLE	55,138	HART	161,689	MCCREARY	157,132	TODD	100,253
CARROLL	92,094	HENDERSON	458,192	MCLEAN	129,857	TRIGG	114,272
CARTER	123,346	HENRY	129,456	MEADE	137,165	TRIMBLE	67,541
CASEY	127,822	HICKMAN	31,941	MENIFEE	57,769	UNION	175,766
CHRISTIAN	411,670	HOPKINS	548,887	MERCER	153,502	WARREN	804,831
CLARK	209,476	JACKSON	116,842	METCALFE	130,759	WASHINGTON	67,745
CLAY	479,362	JEFFERSON	4,980,694	MONROE	117,560	WAYNE	221,594
CLINTON	117,690	JESSAMINE	234,288	MONTGOMERY	182,829	WEBSTER	180,987
CRITTENDEN	129,736	JOHNSON	312,757	MORGAN	109,246	WHITLEY	533,257
CUMBERLAND	90,117	KENTON	376,391	MUHLENBERG	448,865	WOLFE	112,575
DAVISS	508,840	KNOTT	252,578	NELSON	356,451	WOODFORD	122,228
						TOTAL	32,169,020

Per 1000 Hydrocodone Usage Q3 2018

Actual Number of Hydrocodone Doses per 1,000 Residents for Quarter 3, 2018							
COUNTY	PER 1000	COUNTY	PER 1000	COUNTY	PER 1000	COUNTY	PER 1000
ADAIR	10,164	EDMONSON	8,856	KNOX	11,296	NICHOLAS	6,245
ALLEN	11,189	ELLIOTT	4,527	LARUE	9,488	OHIO	11,352
ANDERSON	8,116	ESTILL	12,867	LAUREL	7,827	OLDHAM	3,807
BALLARD	9,957	FAYETTE	2,968	LAWRENCE	8,628	OWEN	4,416
BARREN	8,679	FLEMING	5,471	LEE	19,443	OWSLEY	24,078
BATH	6,194	FLOYD	19,616	LESLIE	16,673	PENDLETON	4,302
BELL	19,894	FRANKLIN	6,290	LETCHER	14,063	PERRY	19,585
BOONE	2,930	FULTON	11,499	LEWIS	6,781	PIKE	9,771
BOURBON	4,723	GALLATIN	4,583	LINCOLN	8,380	POWELL	14,748
BOYD	2,864	GARRARD	5,538	LIVINGSTON	14,426	PULASKI	6,870
BOYLE	7,512	GRANT	3,690	LOGAN	9,402	ROBERTSON	5,174
BRACKEN	4,505	GRAVES	10,642	LYON	10,287	ROCKCASTLE	10,892
BREATHITT	14,942	GRAYSON	12,970	MADISON	10,748	ROWAN	4,188
BRECKINRIDGE	7,940	GREEN	7,091	MAGOFFIN	8,973	RUSSELL	3,321
BULLITT	7,077	GREENUP	6,745	MARION	13,705	SCOTT	4,452
BUTLER	11,251	HANCOCK	6,380	MARSHALL	5,660	SHELBY	5,891
CALDWELL	10,259	HARDIN	6,705	MARTIN	15,933	SIMPSON	7,152
CALLOWAY	7,529	HARLAN	12,439	MASON	7,989	SPENCER	7,728
CAMPBELL	3,129	HARRISON	5,542	MCCRACKEN	10,472	TAYLOR	8,550
CARLISLE	11,357	HART	8,680	MCCREARY	9,757	TODD	8,154
CARROLL	8,624	HENDERSON	9,906	MCLEAN	3,339	TRIGG	8,011
CARTER	4,561	HENRY	8,184	MEADE	4,877	TRIMBLE	7,835
CASEY	8,082	HICKMAN	6,903	MENIFEE	9,015	UNION	11,812
CHRISTIAN	5,690	HOPKINS	11,957	MERCER	7,147	WARREN	6,411
CLARK	5,848	JACKSON	8,740	METCALFE	13,052	WASHINGTON	5,558
CLAY	23,084	JEFFERSON	6,508	MONROE	11,103	WAYNE	10,834
CLINTON	11,564	JESSAMINE	4,475	MONTGOMERY	6,583	WEBSTER	13,592
CRITTENDEN	14,120	JOHNSON	13,611	MORGAN	8,215	WHITLEY	14,773
CUMBERLAND	13,374	KENTON	2,282	MUHLENBERG	14,466	WOLFE	15,725
DAVISS	5,105	KNOTT	16,249	NELSON	7,824	WOODFORD	4,679

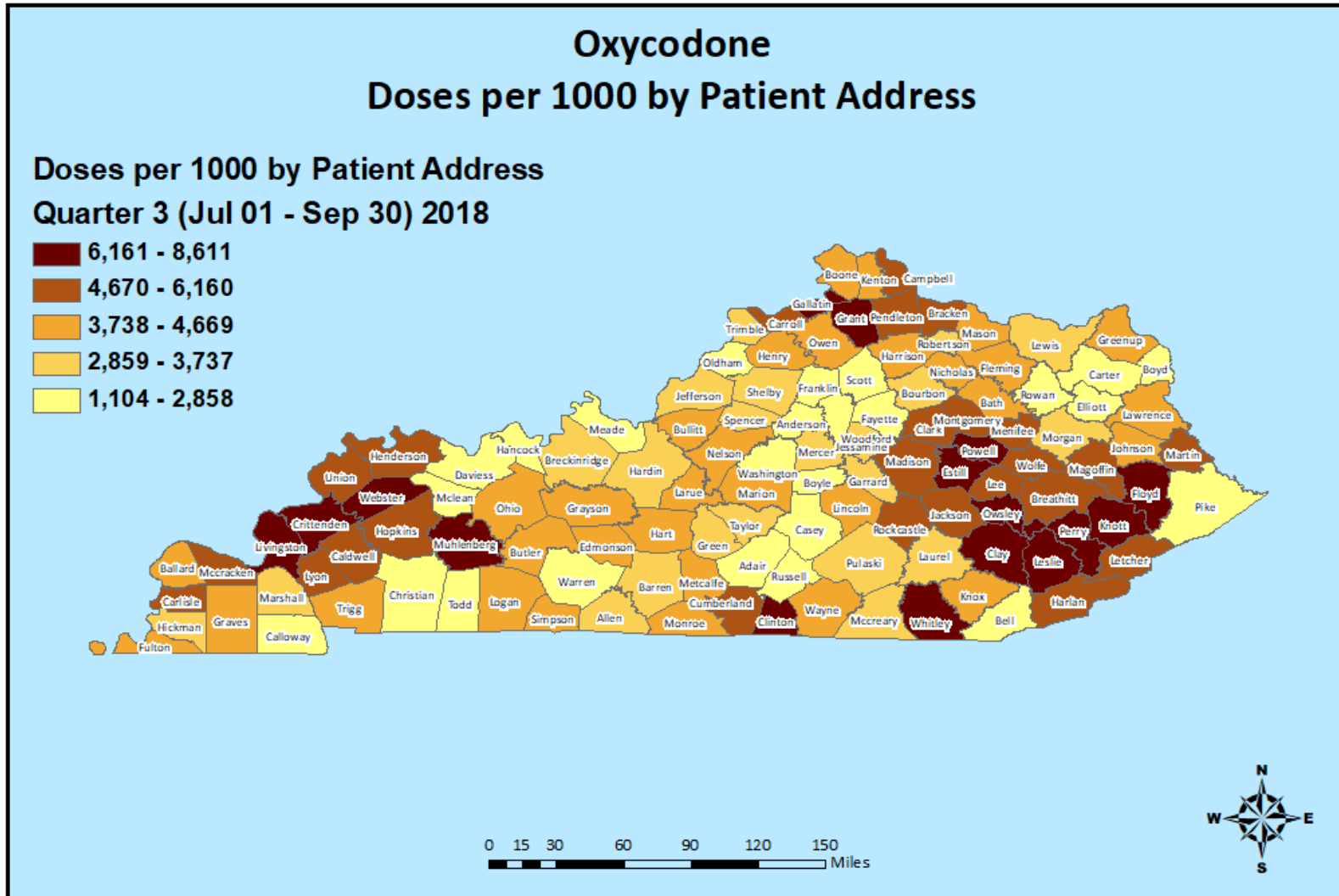
Oxycodone Prescribing Q3 2018



Oxycodone Prescribing Q3 2018

3 Digit Zip	Doses By Prescriber Zip-Actual Number of Oxycodone Doses for Quarter 3, 2018
400	248,294
401	56,467
402	3,562,791
403	463,196
404	422,633
405	2,766,961
406	167,250
407	318,774
408	62,600
409	86,458
410	2,124,620
411	298,162
412	132,804
413	168,759
414	11,360
415	11,162
416	147,718
417	379,490
418	65,660
420	1,197,396
421	1,023,251
422	92,411
423	222,565
424	406,135
425	84,502
426	89,857
427	545,251
Totals	15,156,527

Oxycodone Usage Q3 2018



Oxycodone Usage

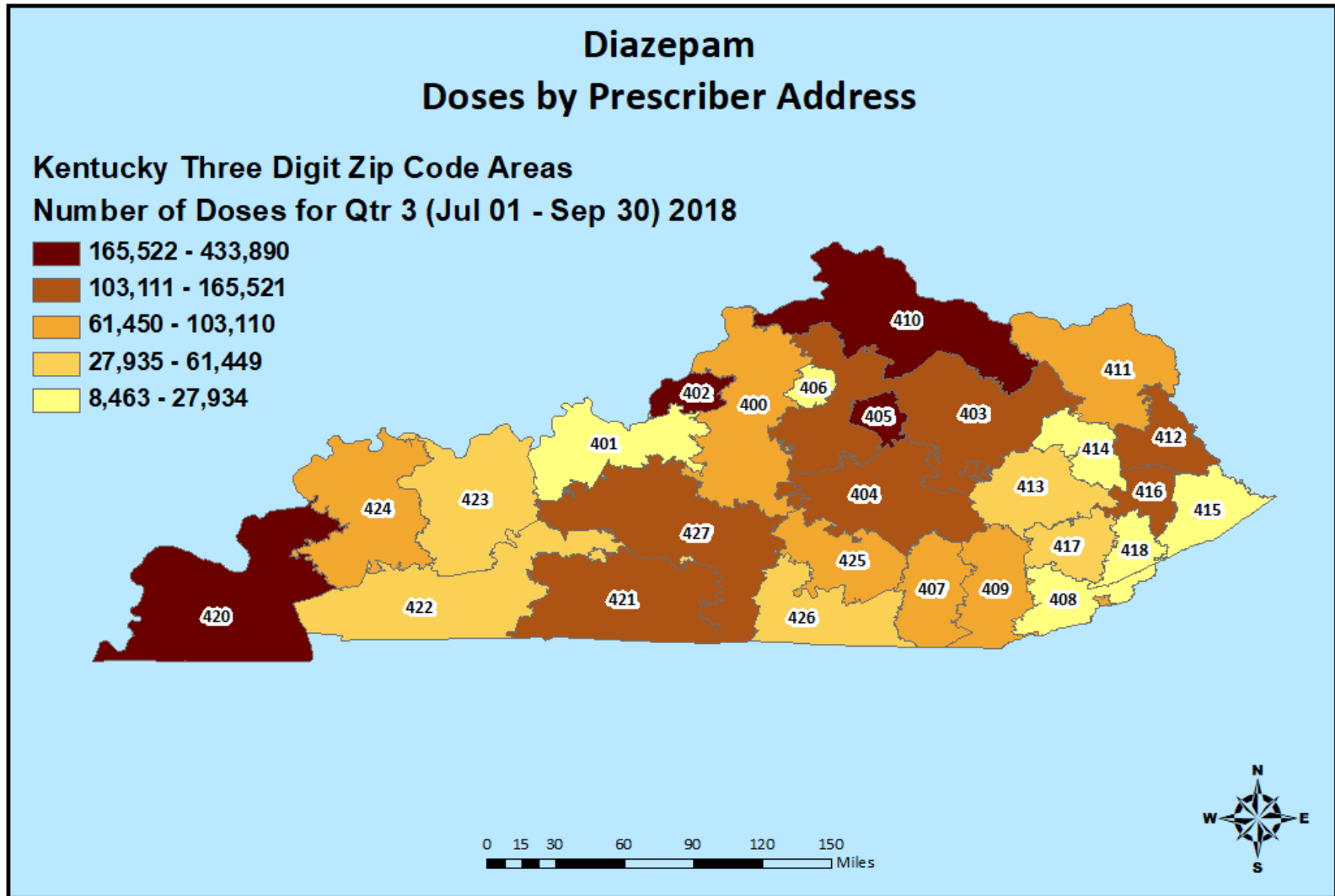
Q3 2018

Actual Number of Oxycodone Doses for Quarter 3, 2018							
COUNTY	# DOSES	COUNTY	# DOSES	COUNTY	# DOSES	COUNTY	# DOSES
ADAIR	50,305	EDMONSON	50,458	KNOX	119,686	NICHOLAS	31,007
ALLEN	66,720	ELLIOTT	19,790	LARUE	65,748	OHIO	96,354
ANDERSON	60,438	ESTILL	103,490	LAUREL	193,863	OLDHAM	115,619
BALLARD	32,656	FAYETTE	642,316	LAWRENCE	59,706	OWEN	40,219
BARREN	139,963	FLEMING	55,883	LEE	36,320	OWSLEY	31,920
BATH	54,884	FLOYD	286,618	LESLIE	69,449	PENDLETON	89,690
BELL	69,633	FRANKLIN	138,086	LETCHER	122,649	PERRY	234,056
BOONE	545,512	FULTON	26,259	LEWIS	47,172	PIKE	152,248
BOURBON	72,198	GALLATIN	56,099	LINCOLN	108,143	POWELL	105,982
BOYD	88,616	GARRARD	64,622	LIVINGSTON	68,412	PULASKI	223,954
BOYLE	82,631	GRANT	170,737	LOGAN	105,577	ROBERTSON	7,247
BRACKEN	47,278	GRAVES	168,165	LYON	41,217	ROCKCASTLE	82,275
BREATHITT	71,435	GRAYSON	112,454	MADISON	309,197	ROWAN	57,861
BRECKINRIDGE	66,035	GREEN	32,504	MAGOFFIN	63,781	RUSSELL	19,571
BULLITT	304,714	GREENUP	149,636	MARION	82,347	SCOTT	145,301
BUTLER	48,421	HANCOCK	21,825	MARSHALL	190,718	SHELBY	151,647
CALDWELL	69,643	HARDIN	363,809	MARTIN	39,086	SIMPSON	74,016
CALLOWAY	109,854	HARLAN	133,605	MASON	47,856	SPENCER	63,231
CAMPBELL	484,341	HARRISON	73,585	MCCRACKEN	361,117	TAYLOR	87,214
CARLISLE	28,877	HART	70,706	MCCREARY	96,665	TODD	30,865
CARROLL	63,458	HENDERSON	255,700	MCLEAN	39,434	TRIGG	57,007
CARTER	76,510	HENRY	62,887	MEADE	78,946	TRIMBLE	30,714
CASEY	44,079	HICKMAN	14,089	MENIFEE	33,287	UNION	72,252
CHRISTIAN	161,752	HOPKINS	236,175	MERCER	72,252	WARREN	355,503
CLARK	180,184	JACKSON	73,113	METCALFE	41,620	WASHINGTON	34,036
CLAY	140,234	JEFFERSON	2,513,712	MONROE	43,891	WAYNE	88,406
CLINTON	87,515	JESSAMINE	182,453	MONTGOMERY	147,709	WEBSTER	90,392
CRITTENDEN	58,893	JOHNSON	107,273	MORGAN	44,359	WHITLEY	233,282
CUMBERLAND	36,353	KENTON	700,102	MUHLENBERG	206,915	WOLFE	36,576
DAVISS	204,194	KNOTT	133,792	NELSON	192,902	WOODFORD	67,330
						TOTAL	16,603,068

Per 1000 Oxycodone Usage Q3 2018

Actual Number of Oxycodone Doses per 1,000 Residents for Quarter 3, 2018							
COUNTY	PER 1000	COUNTY	PER 1000	COUNTY	PER 1000	COUNTY	PER 1000
ADAIR	2,609	EDMONSON	4,165	KNOX	3,777	NICHOLAS	4,377
ALLEN	3,234	ELLIOTT	2,608	LARUE	4,664	OHIO	3,952
ANDERSON	2,728	ESTILL	7,234	LAUREL	3,218	OLDHAM	1,764
BALLARD	4,055	FAYETTE	2,017	LAWRENCE	3,764	OWEN	3,779
BARREN	3,181	FLEMING	3,852	LEE	5,520	OWSLEY	7,108
BATH	4,452	FLOYD	7,723	LESLIE	6,590	PENDLETON	6,160
BELL	2,568	FRANKLIN	2,731	LETCHER	5,386	PERRY	8,560
BOONE	4,244	FULTON	4,250	LEWIS	3,509	PIKE	2,514
BOURBON	3,604	GALLATIN	6,516	LINCOLN	4,437	POWELL	8,611
BOYD	1,841	GARRARD	3,737	LIVINGSTON	7,381	PULASKI	3,502
BOYLE	2,753	GRANT	6,851	LOGAN	3,970	ROBERTSON	3,363
BRACKEN	5,628	GRAVES	4,523	LYON	5,108	ROCKCASTLE	4,883
BREATHITT	5,378	GRAYSON	4,295	MADISON	5,542	ROWAN	2,366
BRECKINRIDGE	3,308	GREEN	2,939	MAGOFFIN	5,520	RUSSELL	1,104
BULLITT	3,850	GREENUP	4,169	MARION	4,162	SCOTT	2,692
BUTLER	3,770	HANCOCK	2,477	MARSHALL	3,453	SHELBY	3,268
CALDWELL	5,541	HARDIN	3,390	MARTIN	5,028	SIMPSON	4,093
CALLOWAY	2,858	HARLAN	4,918	MASON	4,288	SPENCER	3,460
CAMPBELL	5,253	HARRISON	3,946	MCCRACKEN	6,081	TAYLOR	3,434
CARLISLE	5,948	HART	3,796	MCCREARY	3,257	TODD	2,510
CARROLL	5,942	HENDERSON	5,528	MCLEAN	2,784	TRIGG	3,997
CARTER	2,829	HENRY	3,976	MEADE	2,807	TRIMBLE	3,563
CASEY	2,787	HICKMAN	3,045	MENIFEE	5,195	UNION	4,856
CHRISTIAN	2,236	HOPKINS	5,145	MERCER	3,364	WARREN	2,832
CLARK	5,030	JACKSON	5,469	METCALFE	4,155	WASHINGTON	2,792
CLAY	6,753	JEFFERSON	3,284	MONROE	4,145	WAYNE	4,322
CLINTON	8,599	JESSAMINE	3,485	MONTGOMERY	5,319	WEBSTER	6,788
CRITTENDEN	6,410	JOHNSON	4,669	MORGAN	3,336	WHITLEY	6,463
CUMBERLAND	5,395	KENTON	4,244	MUHLENBERG	6,669	WOLFE	5,109
DAVISS	2,049	KNOTT	8,607	NELSON	4,234	WOODFORD	2,577

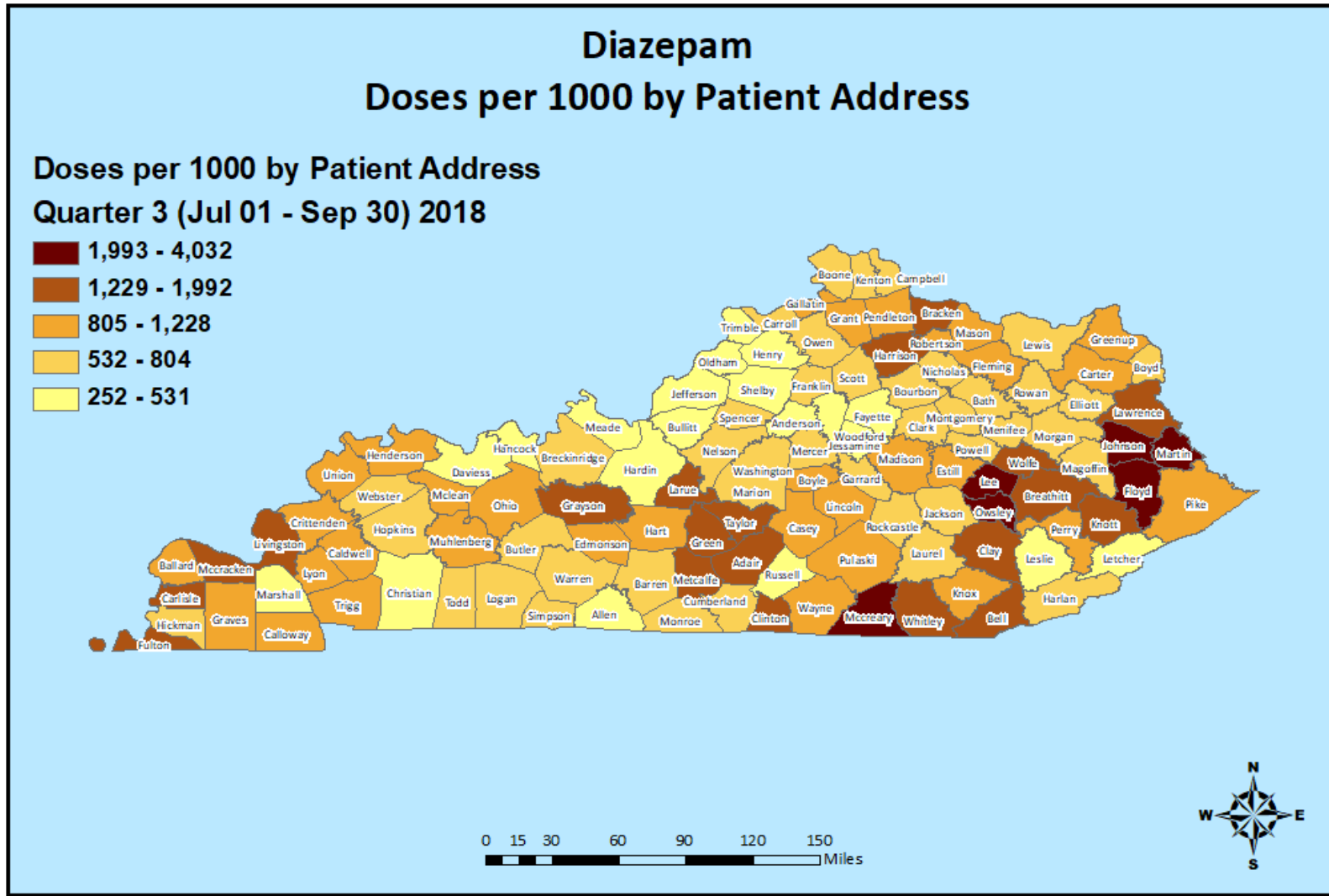
Diazepam Prescribing Q3 2018



Diazepam Prescribing Q3 2018

3 Digit Zip	Doses By Prescriber Zip-Actual Number of Diazepam Doses for Quarter 3, 2018
400	85,785
401	21,721
402	433,890
403	156,051
404	120,653
405	279,386
406	17,743
407	85,973
408	9,702
409	90,598
410	327,261
411	103,110
412	147,601
413	54,165
414	27,934
415	16,639
416	119,706
417	42,757
418	8,463
420	271,308
421	153,361
422	58,819
423	61,449
424	86,935
425	79,020
426	42,085
427	165,521
Totals	3,067,636

Diazepam Usage Q3 2018



Diazepam Usage

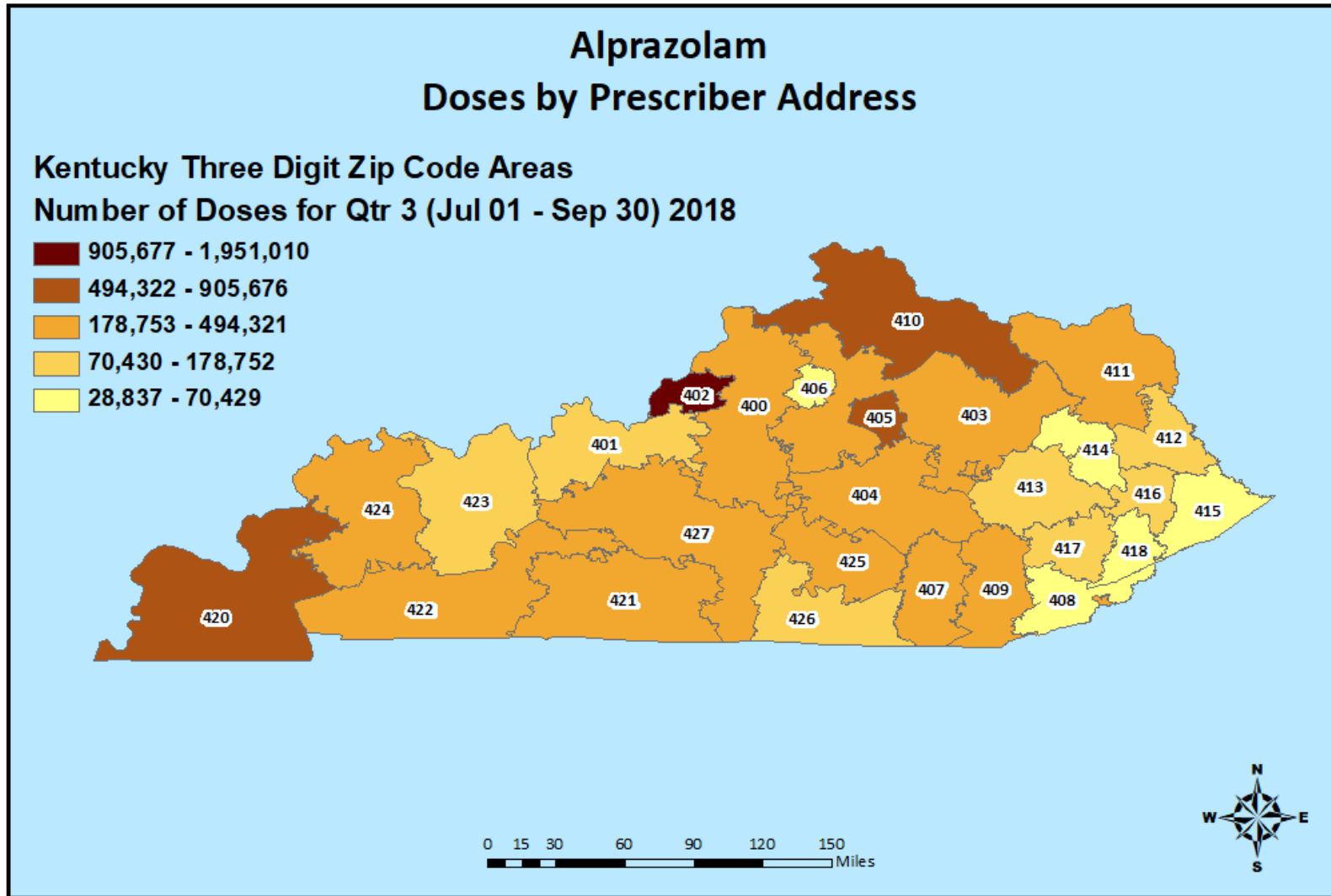
Q3 2018

Actual Number of Diazepam Doses for Quarter 3, 2018							
COUNTY	# DOSES	COUNTY	# DOSES	COUNTY	# DOSES	COUNTY	# DOSES
ADAIR	26,632	EDMONSON	13,506	KNOX	33,320	NICHOLAS	4,014
ALLEN	10,338	ELLIOTT	5,635	LARUE	27,606	OHIO	24,990
ANDERSON	8,358	ESTILL	15,912	LAUREL	36,286	OLDHAM	16,504
BALLARD	7,629	FAYETTE	125,943	LAWRENCE	29,231	OWEN	7,048
BARREN	35,037	FLEMING	12,565	LEE	17,004	OWSLEY	16,315
BATH	8,458	FLOYD	115,645	LESLIE	3,596	PENDLETON	12,441
BELL	54,018	FRANKLIN	27,332	LETCHER	10,874	PERRY	27,730
BOONE	76,283	FULTON	8,402	LEWIS	10,532	PIKE	52,093
BOURBON	11,054	GALLATIN	7,330	LINCOLN	26,407	POWELL	7,307
BOYD	29,245	GARRARD	13,164	LIVINGSTON	13,780	PULASKI	53,495
BOYLE	27,380	GRANT	22,535	LOGAN	14,755	ROBERTSON	2,634
BRACKEN	13,332	GRAVES	37,992	LYON	7,461	ROCKCASTLE	13,550
BREATHITT	22,452	GRAYSON	46,736	MADISON	47,586	ROWAN	19,135
BRECKINRIDGE	12,159	GREEN	14,893	MAGOFFIN	33,360	RUSSELL	8,713
BULLITT	26,606	GREENUP	35,115	MARION	17,900	SCOTT	35,231
BUTLER	8,988	HANCOCK	3,872	MARSHALL	48,502	SHELBY	18,933
CALDWELL	14,440	HARDIN	47,839	MARTIN	31,312	SIMPSON	9,782
CALLOWAY	40,777	HARLAN	17,080	MASON	14,558	SPENCER	11,039
CAMPBELL	64,306	HARRISON	26,601	MCCRACKEN	80,014	TAYLOR	43,253
CARLISLE	7,837	HART	17,810	MCCREARY	10,931	TODD	6,755
CARROLL	7,533	HENDERSON	51,316	MCLEAN	6,605	TRIGG	12,743
CARTER	25,251	HENRY	5,595	MEADE	8,433	TRIMBLE	2,181
CASEY	18,823	HICKMAN	2,850	MENIFEE	4,706	UNION	13,149
CHRISTIAN	33,134	HOPKINS	36,093	MERCER	16,444	WARREN	72,063
CLARK	22,133	JACKSON	10,024	METCALFE	16,057	WASHINGTON	8,871
CLAY	28,155	JEFFERSON	327,188	MONROE	7,913	WAYNE	17,187
CLINTON	14,778	JESSAMINE	27,274	MONTGOMERY	21,258	WEBSTER	10,328
CRITTENDEN	11,021	JOHNSON	92,644	MORGAN	8,514	WHITLEY	49,824
CUMBERLAND	4,891	KENTON	91,495	MUHLENBERG	26,118	WOLFE	9,508
DAVISS	38,210	KNOTT	20,844	NELSON	26,740	WOODFORD	12,861
						TOTAL	3,247,968

Per 1000 Diazepam Usage Q3 2018

Actual Number of Diazepam Doses per 1,000 Residents for Quarter 3, 2018							
COUNTY	PER 1000	COUNTY	PER 1000	COUNTY	PER 1000	COUNTY	PER 1000
ADAIR	1,381	EDMONSON	1,115	KNOX	1,052	NICHOLAS	567
ALLEN	501	ELLIOTT	743	LARUE	1,958	OHIO	1,025
ANDERSON	377	ESTILL	1,112	LAUREL	602	OLDHAM	252
BALLARD	947	FAYETTE	395	LAWRENCE	1,843	OWEN	662
BARREN	796	FLEMING	866	LEE	2,584	OWSLEY	3,633
BATH	686	FLOYD	3,116	LESLIE	341	PENDLETON	854
BELL	1,992	FRANKLIN	541	LETCHER	477	PERRY	1,014
BOONE	593	FULTON	1,360	LEWIS	784	PIKE	860
BOURBON	552	GALLATIN	851	LINCOLN	1,083	POWELL	594
BOYD	608	GARRARD	761	LIVINGSTON	1,487	PULASKI	836
BOYLE	912	GRANT	904	LOGAN	555	ROBERTSON	1,222
BRACKEN	1,587	GRAVES	1,022	LYON	925	ROCKCASTLE	804
BREATHITT	1,690	GRAYSON	1,785	MADISON	1,228	ROWAN	783
BRECKINRIDGE	609	GREEN	1,347	MAGOFFIN	624	RUSSELL	492
BULLITT	336	GREENUP	978	MARION	697	SCOTT	653
BUTLER	700	HANCOCK	440	MARSHALL	531	SHELBY	408
CALDWELL	1,149	HARDIN	446	MARTIN	2,630	SIMPSON	541
CALLOWAY	1,061	HARLAN	629	MASON	932	SPENCER	604
CAMPBELL	697	HARRISON	1,427	MCCRACKEN	1,546	TAYLOR	1,703
CARLISLE	1,614	HART	956	MCCREARY	2,609	TODD	549
CARROLL	705	HENDERSON	1,109	MCLEAN	847	TRIGG	893
CARTER	934	HENRY	354	MEADE	300	TRIMBLE	253
CASEY	1,190	HICKMAN	616	MENIFEE	734	UNION	884
CHRISTIAN	458	HOPKINS	786	MERCER	766	WARREN	574
CLARK	618	JACKSON	750	METCALFE	1,603	WASHINGTON	728
CLAY	1,356	JEFFERSON	428	MONROE	747	WAYNE	840
CLINTON	1,452	JESSAMINE	521	MONTGOMERY	765	WEBSTER	776
CRITTENDEN	1,199	JOHNSON	4,032	MORGAN	640	WHITLEY	1,380
CUMBERLAND	726	KENTON	555	MUHLENBERG	842	WOLFE	1,328
DAVISS	383	KNOTT	1,341	NELSON	587	WOODFORD	492

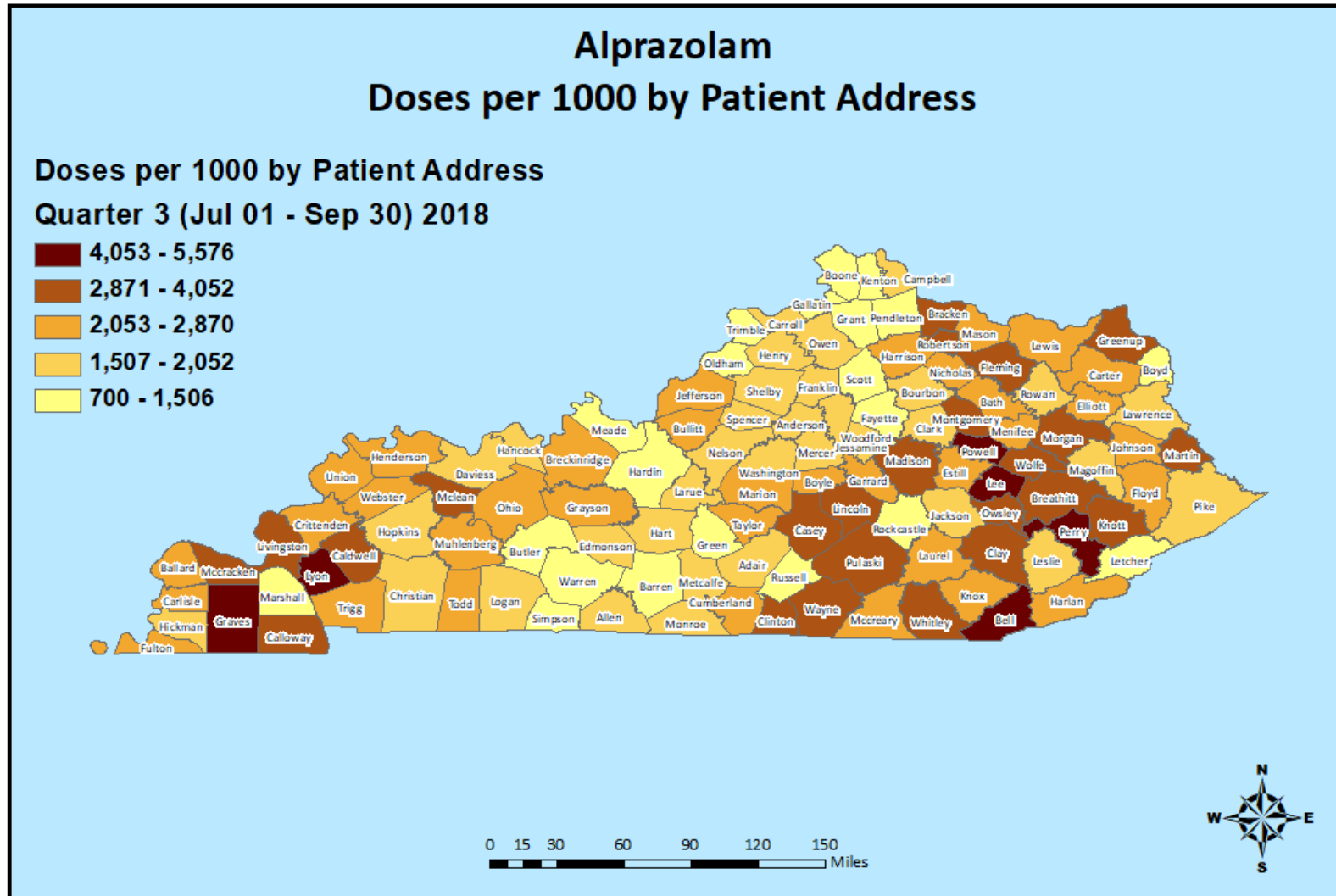
Alprazolam Prescribing Q3 2018



Alprazolam Prescribing Q3 2018

3 Digit Zip	Doses By Prescriber Zip-Actual Number of Alprazolam Doses for Quarter 3, 2018
400	316,944
401	103,784
402	1,951,010
403	494,321
404	279,967
405	905,676
406	70,429
407	263,660
408	37,897
409	237,177
410	733,819
411	235,627
412	93,940
413	94,111
414	48,695
415	30,133
416	113,913
417	171,897
418	28,837
420	787,673
421	306,848
422	205,486
423	178,752
424	238,910
425	300,337
426	99,960
427	255,401
Totals	8,585,204

Alprazolam Usage Q3 2018



Alprazolam Usage

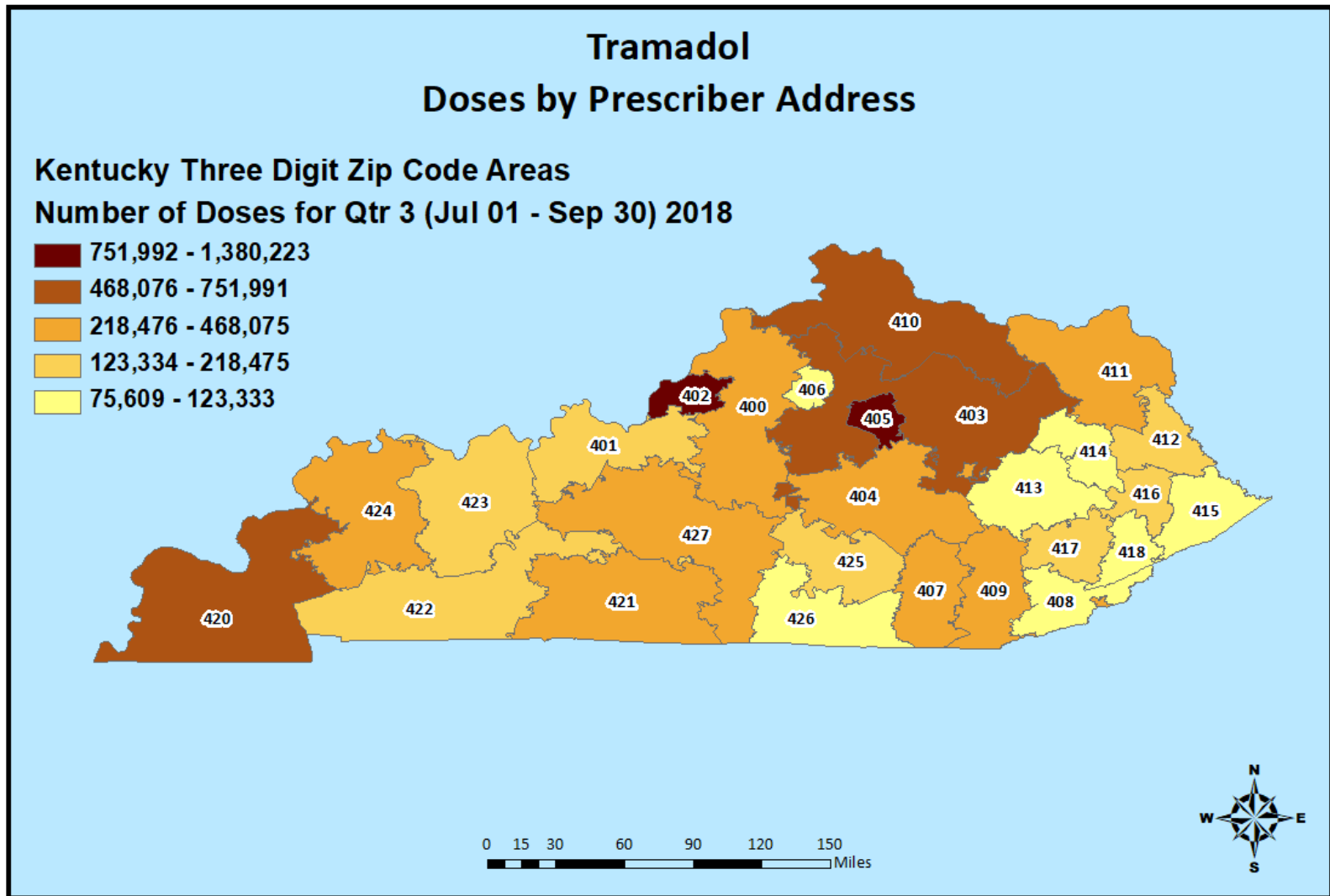
Q3 2018

Actual Number of Alprazolam Doses for Quarter 3, 2018							
COUNTY	# DOSES	COUNTY	# DOSES	COUNTY	# DOSES	COUNTY	# DOSES
ADAIR	36,841	EDMONSON	20,055	KNOX	90,949	NICHOLAS	14,847
ALLEN	40,483	ELLIOTT	18,457	LARUE	25,109	OHIO	55,290
ANDERSON	43,074	ESTILL	36,675	LAUREL	128,290	OLDHAM	86,680
BALLARD	21,523	FAYETTE	467,584	LAWRENCE	27,395	OWEN	16,261
BARREN	66,262	FLEMING	52,537	LEE	30,992	OWSLEY	13,576
BATH	29,435	FLOYD	97,000	LESLIE	20,072	PENDLETON	19,305
BELL	151,202	FRANKLIN	97,737	LETCHER	28,304	PERRY	126,328
BOONE	159,717	FULTON	14,806	LEWIS	28,922	PIKE	98,853
BOURBON	41,110	GALLATIN	11,631	LINCOLN	75,921	POWELL	66,176
BOYD	64,465	GARRARD	36,865	LIVINGSTON	34,971	PULASKI	221,558
BOYLE	68,449	GRANT	26,365	LOGAN	47,579	ROBERTSON	6,926
BRACKEN	26,417	GRAVES	154,567	LYON	38,987	ROCKCASTLE	22,928
BREATHITT	53,833	GRAYSON	59,511	MADISON	118,240	ROWAN	39,081
BRECKINRIDGE	51,413	GREEN	13,173	MAGOFFIN	42,277	RUSSELL	12,409
BULLITT	167,105	GREENUP	104,782	MARION	50,011	SCOTT	80,700
BUTLER	17,980	HANCOCK	15,068	MARSHALL	106,962	SHELBY	77,674
CALDWELL	39,835	HARDIN	118,028	MARTIN	31,083	SIMPSON	24,575
CALLOWAY	142,023	HARLAN	60,520	MASON	51,678	SPENCER	31,028
CAMPBELL	141,689	HARRISON	44,819	MCCRACKEN	211,155	TAYLOR	56,688
CARLISLE	13,691	HART	33,247	MCCREARY	30,745	TODD	27,563
CARROLL	21,801	HENDERSON	129,331	MCLEAN	25,476	TRIGG	39,568
CARTER	57,775	HENRY	27,178	MEADE	38,163	TRIMBLE	12,778
CASEY	46,347	HICKMAN	9,337	MENIFEE	14,942	UNION	36,326
CHRISTIAN	123,826	HOPKINS	72,179	MERCER	34,064	WARREN	123,960
CLARK	68,239	JACKSON	23,404	METCALFE	19,951	WASHINGTON	19,562
CLAY	70,439	JEFFERSON	1,642,849	MONROE	19,398	WAYNE	72,300
CLINTON	33,162	JESSAMINE	83,347	MONTGOMERY	90,023	WEBSTER	30,641
CRITTENDEN	23,127	JOHNSON	53,344	MORGAN	39,030	WHITLEY	134,009
CUMBERLAND	17,409	KENTON	194,008	MUHLENBERG	82,881	WOLFE	24,683
DAVISS	159,967	KNOTT	52,686	NELSON	88,396	WOODFORD	44,458
						TOTAL	9,078,426

Per 1000 Alprazolam Usage Q3 2018

Actual Number of Alprazolam Doses per 1,000 Residents for Quarter 3, 2018							
COUNTY	PER 1000	COUNTY	PER 1000	COUNTY	PER 1000	COUNTY	PER 1000
ADAIR	1,911	EDMONSON	1,656	KNOX	2,870	NICHOLAS	2,096
ALLEN	1,962	ELLIOTT	2,432	LARUE	1,781	OHIO	2,268
ANDERSON	1,944	ESTILL	2,563	LAUREL	2,129	OLDHAM	1,322
BALLARD	2,672	FAYETTE	1,468	LAWRENCE	1,727	OWEN	1,528
BARREN	1,506	FLEMING	3,621	LEE	4,710	OWSLEY	3,023
BATH	2,388	FLOYD	2,614	LESLIE	1,905	PENDLETON	1,326
BELL	5,576	FRANKLIN	1,933	LETCHER	1,243	PERRY	4,620
BOONE	1,243	FULTON	2,396	LEWIS	2,152	PIKE	1,632
BOURBON	2,052	GALLATIN	1,351	LINCOLN	3,115	POWELL	5,377
BOYD	1,339	GARRARD	2,132	LIVINGSTON	3,773	PULASKI	3,464
BOYLE	2,280	GRANT	1,058	LOGAN	1,789	ROBERTSON	3,214
BRACKEN	3,145	GRAVES	4,157	LYON	4,832	ROCKCASTLE	1,361
BREATHITT	4,052	GRAYSON	2,273	MADISON	3,240	ROWAN	1,598
BRECKINRIDGE	2,576	GREEN	1,191	MAGOFFIN	1,756	RUSSELL	700
BULLITT	2,111	GREENUP	2,919	MARION	2,689	SCOTT	1,495
BUTLER	1,400	HANCOCK	1,710	MARSHALL	1,320	SHELBY	1,674
CALDWELL	3,170	HARDIN	1,100	MARTIN	3,333	SIMPSON	1,359
CALLOWAY	3,695	HARLAN	2,228	MASON	2,604	SPENCER	1,698
CAMPBELL	1,537	HARRISON	2,404	MCCRACKEN	3,410	TAYLOR	2,232
CARLISLE	2,820	HART	1,785	MCCREARY	2,590	TODD	2,242
CARROLL	2,041	HENDERSON	2,796	MCLEAN	3,006	TRIGG	2,774
CARTER	2,136	HENRY	1,718	MEADE	1,357	TRIMBLE	1,482
CASEY	2,931	HICKMAN	2,018	MENIFEE	2,332	UNION	2,441
CHRISTIAN	1,711	HOPKINS	1,572	MERCER	1,586	WARREN	987
CLARK	1,905	JACKSON	1,751	METCALFE	1,992	WASHINGTON	1,605
CLAY	3,392	JEFFERSON	2,147	MONROE	1,832	WAYNE	3,535
CLINTON	3,259	JESSAMINE	1,592	MONTGOMERY	3,242	WEBSTER	2,301
CRITTENDEN	2,517	JOHNSON	2,322	MORGAN	2,935	WHITLEY	3,713
CUMBERLAND	2,584	KENTON	1,176	MUHLENBERG	2,671	WOLFE	3,448
DAVISS	1,605	KNOTT	3,389	NELSON	1,940	WOODFORD	1,702

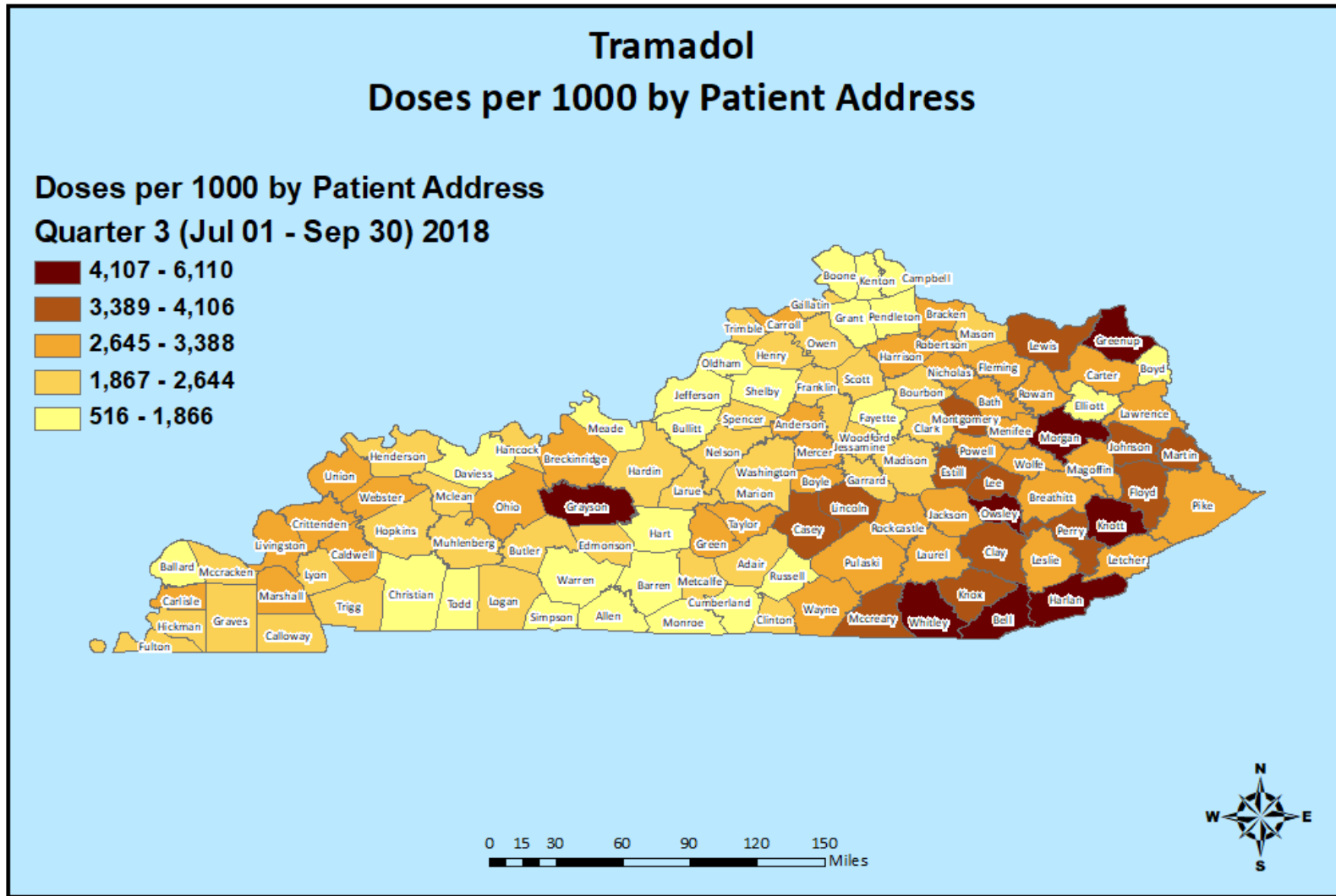
Tramadol Prescribing Q3 2018



Tramadol Prescribing Q3 2018

3 Digit Zip	Doses By Prescriber Zip-Actual Number of Tramadol Doses for Quarter 3, 2018
400	292,937
401	162,100
402	1,380,223
403	626,313
404	437,016
405	1,333,397
406	86,329
407	335,135
408	102,926
409	316,440
410	751,991
411	356,821
412	176,188
413	75,609
414	86,098
415	103,641
416	142,323
417	175,769
418	82,668
420	514,691
421	387,576
422	145,486
423	166,369
424	275,582
425	218,475
426	123,333
427	468,075
Totals	9,323,511

Tramadol Usage Q3 2018



Tramadol Usage

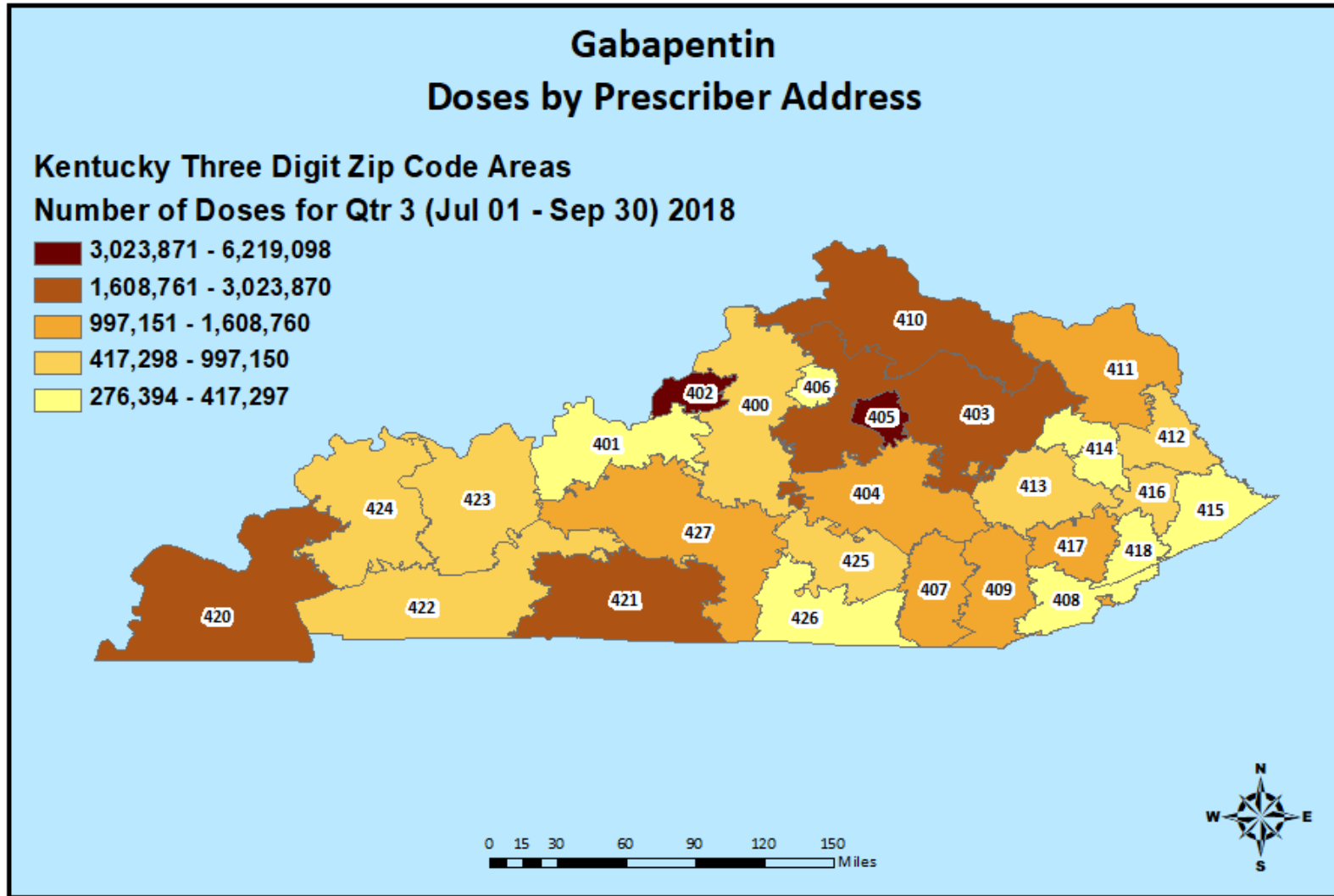
Q3 2018

Actual Number of Tramadol Doses for Quarter 3, 2018							
COUNTY	# DOSES	COUNTY	# DOSES	COUNTY	# DOSES	COUNTY	# DOSES
ADAIR	39,291	EDMONSON	29,785	KNOX	121,968	NICHOLAS	19,591
ALLEN	35,009	ELLIOTT	13,798	LARUE	33,608	OHIO	79,309
ANDERSON	61,953	ESTILL	56,546	LAUREL	175,489	OLDHAM	82,033
BALLARD	13,770	FAYETTE	579,792	LAWRENCE	50,869	OWEN	27,632
BARREN	70,689	FLEMING	46,219	LEE	25,133	OWSLEY	20,982
BATH	41,759	FLOYD	146,862	LESLIE	32,819	PENDLETON	24,986
BELL	165,689	FRANKLIN	118,328	LETCHER	63,161	PERRY	102,827
BOONE	198,162	FULTON	15,666	LEWIS	49,312	PIKE	176,302
BOURBON	52,961	GALLATIN	18,232	LINCOLN	87,962	POWELL	41,165
BOYD	81,557	GARRARD	44,759	LIVINGSTON	27,698	PULASKI	211,543
BOYLE	88,949	GRANT	35,246	LOGAN	51,189	ROBERTSON	6,004
BRACKEN	25,224	GRAVES	88,711	LYON	21,155	ROCKCASTLE	48,628
BREATHITT	36,228	GRAYSON	123,282	MADISON	248,841	ROWAN	77,306
BRECKINRIDGE	54,243	GREEN	30,536	MAGOFFIN	49,623	RUSSELL	9,153
BULLITT	136,504	GREENUP	173,856	MARION	40,178	SCOTT	127,649
BUTLER	26,429	HANCOCK	19,435	MARSHALL	78,907	SHELBY	83,486
CALDWELL	37,590	HARDIN	232,439	MARTIN	46,802	SIMPSON	30,696
CALLOWAY	78,105	HARLAN	138,311	MASON	37,254	SPENCER	39,955
CAMPBELL	118,483	HARRISON	50,201	MCCRACKEN	137,155	TAYLOR	82,137
CARLISLE	13,743	HART	29,369	MCCREARY	49,633	TODD	18,788
CARROLL	29,836	HENDERSON	114,550	MCLEAN	23,290	TRIGG	36,739
CARTER	84,058	HENRY	36,988	MEADE	52,484	TRIMBLE	19,025
CASEY	54,543	HICKMAN	9,511	MENIFEE	21,176	UNION	45,252
CHRISTIAN	76,566	HOPKINS	107,541	MERCER	64,946	WARREN	164,519
CLARK	86,519	JACKSON	40,747	METCALFE	22,653	WASHINGTON	25,905
CLAY	85,273	JEFFERSON	1,052,595	MONROE	19,494	WAYNE	66,568
CLINTON	25,018	JESSAMINE	125,865	MONTGOMERY	108,903	WEBSTER	39,623
CRITTENDEN	24,597	JOHNSON	93,338	MORGAN	72,332	WHITLEY	174,927
CUMBERLAND	9,861	KENTON	213,600	MUHLENBERG	79,126	WOLFE	20,217
DAVISS	135,833	KNOTT	72,312	NELSON	87,535	WOODFORD	67,165
						TOTAL	9,797,669

Per 1000 Tramadol Usage Q3 2018

Actual Number of Tramadol Doses per 1,000 Residents for Quarter 3, 2018							
COUNTY	PER 1000	COUNTY	PER 1000	COUNTY	PER 1000	COUNTY	PER 1000
ADAIR	2,038	EDMONSON	2,459	KNOX	3,849	NICHOLAS	2,766
ALLEN	1,697	ELLIOTT	1,818	LARUE	2,384	OHIO	3,253
ANDERSON	2,796	ESTILL	3,952	LAUREL	2,913	OLDHAM	1,251
BALLARD	1,710	FAYETTE	1,821	LAWRENCE	3,207	OWEN	2,597
BARREN	1,607	FLEMING	3,186	LEE	3,820	OWSLEY	4,672
BATH	3,388	FLOYD	3,957	LESLIE	3,114	PENDLETON	1,716
BELL	6,110	FRANKLIN	2,340	LETCHER	2,774	PERRY	3,761
BOONE	1,542	FULTON	2,535	LEWIS	3,669	PIKE	2,911
BOURBON	2,644	GALLATIN	2,118	LINCOLN	3,609	POWELL	3,345
BOYD	1,694	GARRARD	2,588	LIVINGSTON	2,988	PULASKI	3,308
BOYLE	2,963	GRANT	1,414	LOGAN	1,925	ROBERTSON	2,786
BRACKEN	3,003	GRAVES	2,386	LYON	2,622	ROCKCASTLE	2,886
BREATHITT	2,727	GRAYSON	4,708	MADISON	2,105	ROWAN	3,162
BRECKINRIDGE	2,717	GREEN	2,761	MAGOFFIN	2,834	RUSSELL	516
BULLITT	1,725	GREENUP	4,844	MARION	2,458	SCOTT	2,365
BUTLER	2,058	HANCOCK	2,206	MARSHALL	2,779	SHELBY	1,799
CALDWELL	2,991	HARDIN	2,166	MARTIN	3,912	SIMPSON	1,698
CALLOWAY	2,032	HARLAN	5,091	MASON	2,092	SPENCER	2,186
CAMPBELL	1,285	HARRISON	2,692	MCCRACKEN	2,516	TAYLOR	3,234
CARLISLE	2,831	HART	1,577	MCCREARY	3,900	TODD	1,528
CARROLL	2,794	HENDERSON	2,477	MCLEAN	2,167	TRIGG	2,576
CARTER	3,108	HENRY	2,338	MEADE	1,866	TRIMBLE	2,207
CASEY	3,449	HICKMAN	2,056	MENIFEE	3,305	UNION	3,041
CHRISTIAN	1,058	HOPKINS	2,343	MERCER	3,024	WARREN	1,311
CLARK	2,415	JACKSON	3,048	METCALFE	2,261	WASHINGTON	2,125
CLAY	4,106	JEFFERSON	1,375	MONROE	1,841	WAYNE	3,255
CLINTON	2,458	JESSAMINE	2,404	MONTGOMERY	3,921	WEBSTER	2,976
CRITTENDEN	2,677	JOHNSON	4,062	MORGAN	5,439	WHITLEY	4,846
CUMBERLAND	1,463	KENTON	1,295	MUHLENBERG	2,550	WOLFE	2,824
DAVISS	1,363	KNOTT	4,652	NELSON	1,921	WOODFORD	2,571

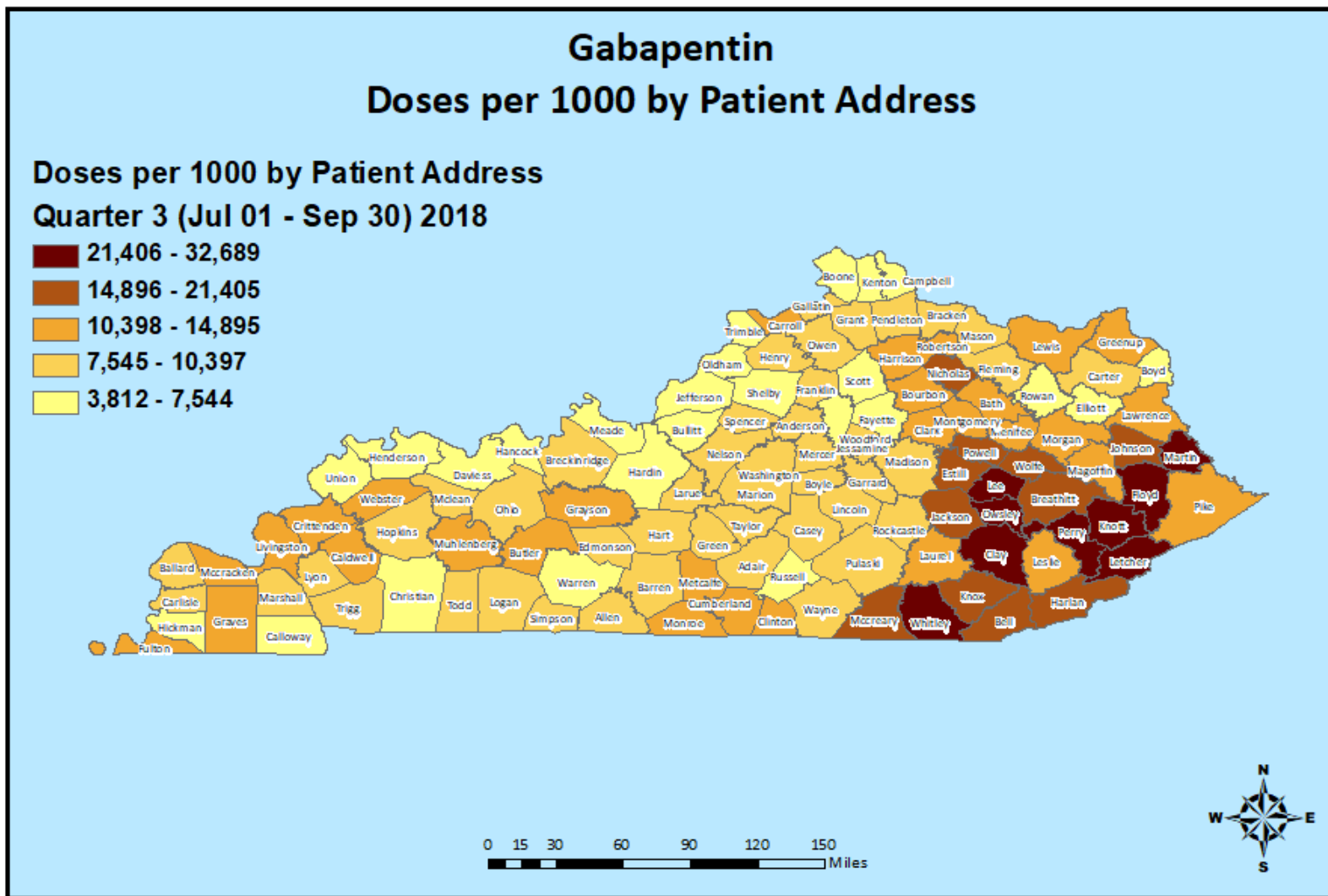
Gabapentin Prescribing Q3 2018



Gabapentin Prescribing Q3 2018

3 Digit Zip	Doses By Prescriber Zip-Actual Number of Gabapentin Doses for Quarter 3, 2018
400	997,150
401	417,297
402	6,219,098
403	2,244,703
404	1,366,172
405	4,758,873
406	325,609
407	1,435,996
408	320,272
409	1,097,955
410	3,023,870
411	1,200,481
412	673,448
413	566,255
414	276,394
415	320,121
416	734,831
417	1,161,268
418	285,366
420	2,237,683
421	2,319,241
422	703,793
423	655,843
424	920,211
425	570,927
426	371,780
427	1,608,760
Totals	36,813,397

Gabapentin Usage Q3 2018



Gabapentin Usage

Q3 2018

Actual Number of Gabapentin Doses for Quarter 3, 2018							
COUNTY	# DOSES	COUNTY	# DOSES	COUNTY	# DOSES	COUNTY	# DOSES
ADAIR	182,625	EDMONSON	95,530	KNOX	567,177	NICHOLAS	112,208
ALLEN	203,634	ELLIOTT	48,268	LARUE	127,462	OHIO	245,073
ANDERSON	199,183	ESTILL	288,912	LAUREL	713,888	OLDHAM	281,296
BALLARD	62,952	FAYETTE	1,689,164	LAWRENCE	230,743	OWEN	96,939
BARREN	437,629	FLEMING	143,657	LEE	154,596	OWSLEY	146,808
BATH	182,181	FLOYD	843,129	LESLIE	151,835	PENDLETON	124,817
BELL	516,886	FRANKLIN	386,799	LETCHER	496,952	PERRY	702,333
BOONE	686,233	FULTON	75,532	LEWIS	160,843	PIKE	758,785
BOURBON	230,693	GALLATIN	66,076	LINCOLN	231,657	POWELL	263,454
BOYD	315,323	GARRARD	143,332	LIVINGSTON	110,044	PULASKI	605,740
BOYLE	242,592	GRANT	200,120	LOGAN	269,749	ROBERTSON	24,250
BRACKEN	79,196	GRAVES	426,756	LYON	73,261	ROCKCASTLE	154,486
BREATHITT	246,666	GRAYSON	367,740	MADISON	786,605	ROWAN	182,387
BRECKINRIDGE	158,192	GREEN	105,430	MAGOFFIN	290,790	RUSSELL	67,563
BULLITT	523,384	GREENUP	534,638	MARION	170,082	SCOTT	348,572
BUTLER	149,138	HANCOCK	49,000	MARSHALL	339,978	SHELBY	325,104
CALDWELL	165,544	HARDIN	809,637	MARTIN	229,709	SIMPSON	162,253
CALLOWAY	284,891	HARLAN	484,489	MASON	158,856	SPENCER	157,640
CAMPBELL	576,591	HARRISON	205,165	MCCRACKEN	639,162	TAYLOR	263,110
CARLISLE	49,065	HART	163,611	MCCREARY	211,333	TODD	108,247
CARROLL	125,705	HENDERSON	333,856	MCLEAN	98,345	TRIGG	132,518
CARTER	244,368	HENRY	149,999	MEADE	152,332	TRIMBLE	60,741
CASEY	144,488	HICKMAN	27,622	MENIFEE	86,851	UNION	106,042
CHRISTIAN	429,281	HOPKINS	477,242	MERCER	197,223	WARREN	846,389
CLARK	415,429	JACKSON	229,572	METCALFE	125,810	WASHINGTON	94,496
CLAY	566,561	JEFFERSON	4,879,785	MONROE	127,630	WAYNE	197,637
CLINTON	110,971	JESSAMINE	474,084	MONTGOMERY	370,992	WEBSTER	154,174
CRITTENDEN	105,347	JOHNSON	401,690	MORGAN	179,778	WHITLEY	828,021
CUMBERLAND	72,738	KENTON	853,037	MUHLENBERG	441,881	WOLFE	131,012
DAVISS	421,083	KNOTT	367,824	NELSON	351,046	WOODFORD	196,104
						TOTAL	39,575,074

Per 1000 Gabapentin Usage Q3 2018

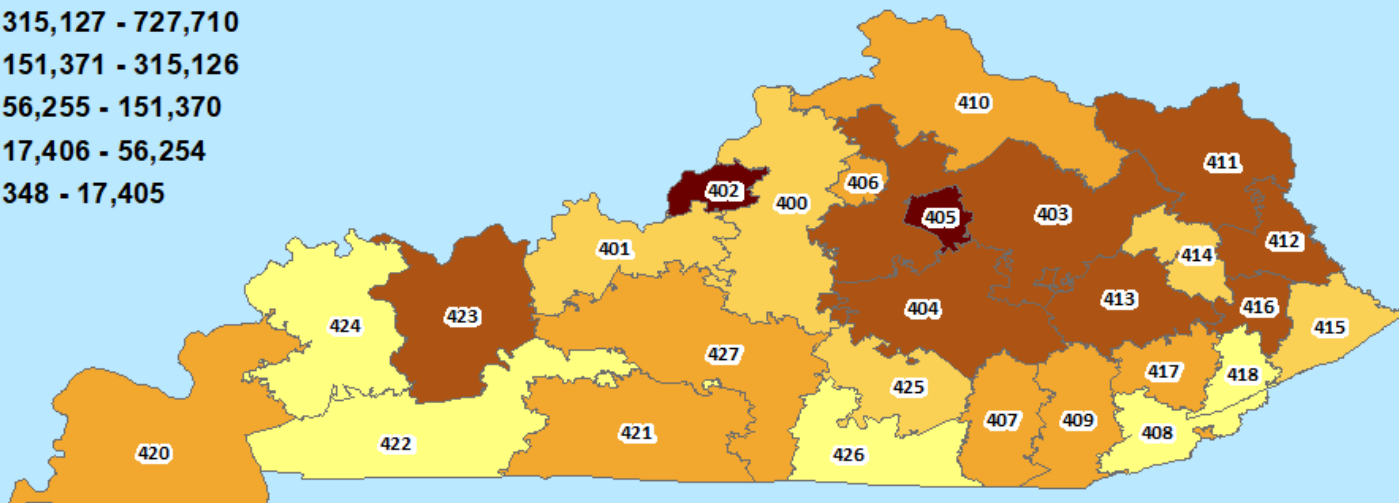

Actual Number of Gabapentin Doses per 1,000 Residents for Quarter 3, 2018							
COUNTY	PER 1000	COUNTY	PER 1000	COUNTY	PER 1000	COUNTY	PER 1000
ADAIR	9,472	EDMONSON	7,886	KNOX	17,899	NICHOLAS	15,840
ALLEN	9,870	ELLIOTT	6,361	LARUE	9,042	OHIO	10,053
ANDERSON	8,989	ESTILL	20,194	LAUREL	11,849	OLDHAM	4,291
BALLARD	7,816	FAYETTE	5,304	LAWRENCE	14,546	OWEN	9,109
BARREN	9,948	FLEMING	9,903	LEE	23,495	OWSLEY	32,689
BATH	14,779	FLOYD	22,720	LESLIE	14,408	PENDLETON	8,573
BELL	19,061	FRANKLIN	7,650	LETCHER	21,822	PERRY	25,686
BOONE	5,339	FULTON	12,224	LEWIS	11,966	PIKE	12,531
BOURBON	11,517	GALLATIN	7,675	LINCOLN	9,505	POWELL	21,405
BOYD	6,551	GARRARD	8,289	LIVINGSTON	11,872	PULASKI	9,471
BOYLE	8,082	GRANT	8,030	LOGAN	10,144	ROBERTSON	11,253
BRACKEN	9,428	GRAVES	11,477	LYON	9,079	ROCKCASTLE	9,168
BREATHITT	18,569	GRAYSON	14,044	MADISON	9,809	ROWAN	7,459
BRECKINRIDGE	7,925	GREEN	9,533	MAGOFFIN	12,069	RUSSELL	3,812
BULLITT	6,612	GREENUP	14,895	MARION	10,379	SCOTT	6,458
BUTLER	11,611	HANCOCK	5,562	MARSHALL	8,784	SHELBY	7,005
CALDWELL	13,172	HARDIN	7,544	MARTIN	22,926	SIMPSON	8,973
CALLOWAY	7,412	HARLAN	17,833	MASON	8,856	SPENCER	8,626
CAMPBELL	6,253	HARRISON	11,003	MCCRACKEN	10,839	TAYLOR	10,360
CARLISLE	10,106	HART	8,784	MCCREARY	19,139	TODD	8,804
CARROLL	11,771	HENDERSON	7,218	MCLEAN	9,241	TRIGG	9,290
CARTER	9,035	HENRY	9,483	MEADE	5,416	TRIMBLE	7,047
CASEY	9,136	HICKMAN	5,970	MENIFEE	13,554	UNION	7,126
CHRISTIAN	5,933	HOPKINS	10,397	MERCER	9,183	WARREN	6,742
CLARK	11,598	JACKSON	17,173	METCALFE	12,558	WASHINGTON	7,753
CLAY	27,283	JEFFERSON	6,376	MONROE	12,054	WAYNE	9,663
CLINTON	10,904	JESSAMINE	9,055	MONTGOMERY	13,359	WEBSTER	11,578
CRITTENDEN	11,466	JOHNSON	17,482	MORGAN	13,519	WHITLEY	22,939
CUMBERLAND	10,795	KENTON	5,172	MUHLENBERG	14,241	WOLFE	18,300
DAVISS	4,225	KNOTT	23,663	NELSON	7,705	WOODFORD	7,507

Buprenorphine/Naloxone Prescribing Q3 2018

Buprenorphine/Naloxone Doses by Prescriber Address

Kentucky Three Digit Zip Code Areas

Number of Doses for Qtr 3 (Jul 01 - Sep 30) 2018



0 15 30 60 90 120 150 Miles



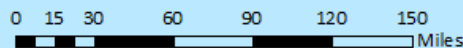
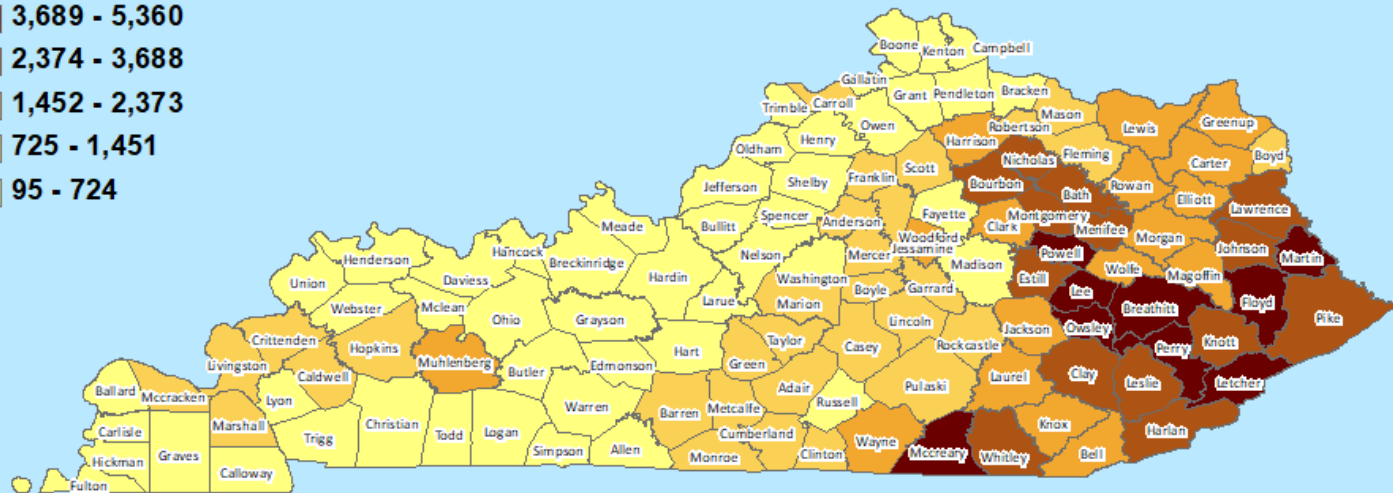

Buprenorphine/Naloxone Prescribing Q3 2018

3 Digit Zip	Doses By Prescriber Zip-Actual Number of Buprenorphine/Naloxone Doses for Quarter 3, 2018
400	31,750
401	30,391
402	460,812
403	315,126
404	232,268
405	727,710
406	80,619
407	142,217
408	9,345
409	81,244
410	122,810
411	212,539
412	207,341
413	250,585
414	44,706
415	34,028
416	181,603
417	92,034
418	17,405
420	151,370
421	112,783
422	7,004
423	185,581
424	2,214
425	56,254
426	348
427	140,061
Totals	3,930,148

Buprenorphine/Naloxone Usage Q3 2018

Buprenorphine/Naloxone Doses per 1000 by Patient Address

Doses per 1000 by Patient Address
Quarter 3 (Jul 01 - Sep 30) 2018



Buprenorphine/Naloxone Usage

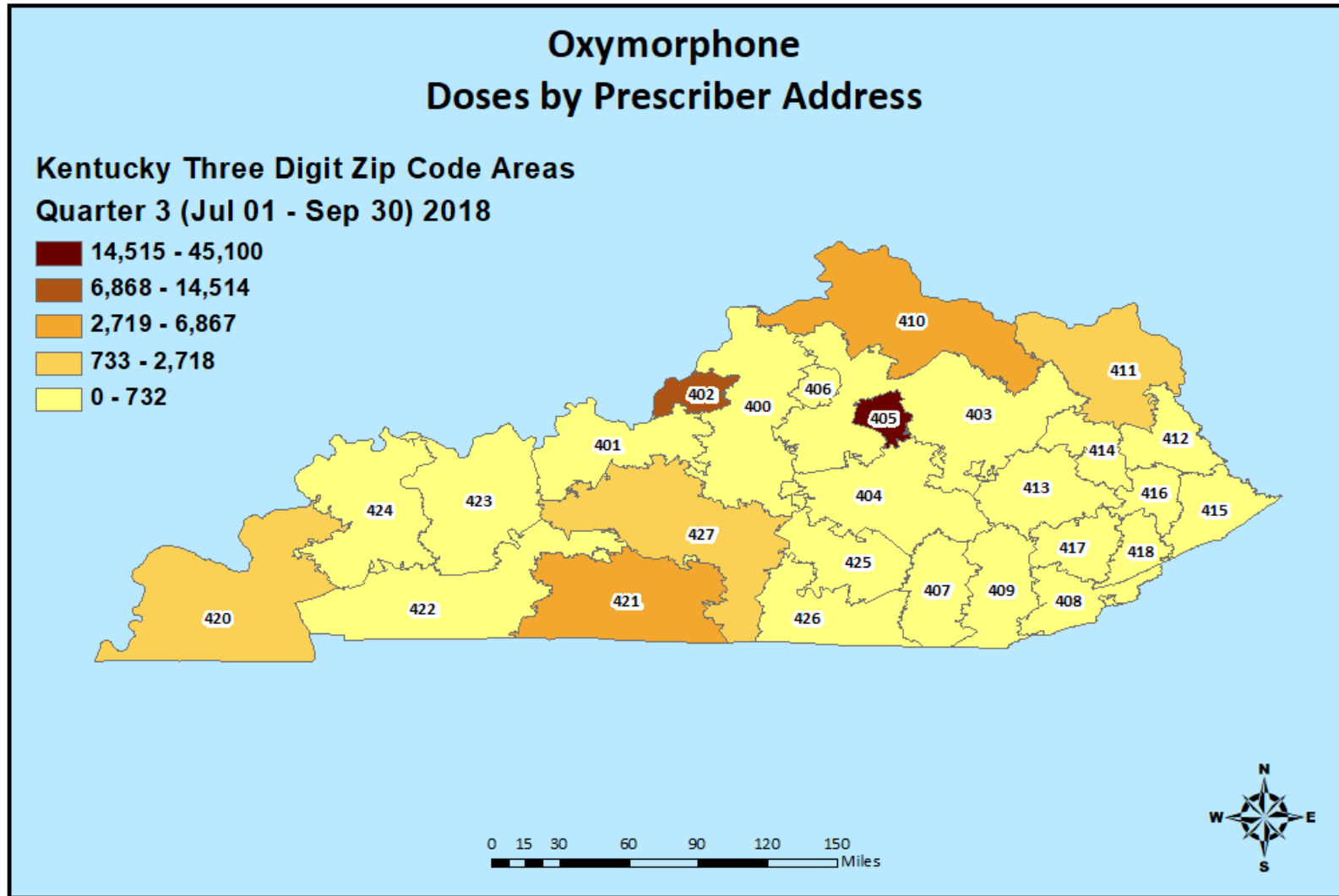
Q3 2018

Actual Number of Buprenorphine/Naloxone Doses for Quarter 3, 2018							
COUNTY	# DOSES	COUNTY	# DOSES	COUNTY	# DOSES	COUNTY	# DOSES
ADAIR	25,682	EDMONSON	3,909	KNOX	53,469	NICHOLAS	24,822
ALLEN	11,789	ELLIOTT	13,604	LARUE	5,191	OHIO	15,733
ANDERSON	21,816	ESTILL	46,964	LAUREL	115,016	OLDHAM	15,007
BALLARD	4,225	FAYETTE	207,658	LAWRENCE	49,224	OWEN	6,350
BARREN	35,641	FLEMING	13,822	LEE	27,870	OWSLEY	22,183
BATH	35,145	FLOYD	182,687	LESLIE	38,861	PENDLETON	8,291
BELL	64,354	FRANKLIN	55,064	LETCHER	97,052	PERRY	127,612
BOONE	34,180	FULTON	2,797	LEWIS	20,666	PIKE	175,442
BOURBON	51,865	GALLATIN	4,649	LINCOLN	30,834	POWELL	47,535
BOYD	66,315	GARRARD	21,043	LIVINGSTON	7,499	PULASKI	84,908
BOYLE	27,473	GRANT	12,988	LOGAN	8,950	ROBERTSON	2,056
BRACKEN	3,635	GRAVES	20,286	LYON	5,227	ROCKCASTLE	24,451
BREATHITT	53,328	GRAYSON	8,492	MADISON	128,026	ROWAN	39,215
BRECKINRIDGE	4,009	GREEN	9,218	MAGOFFIN	67,982	RUSSELL	10,358
BULLITT	40,313	GREENUP	72,612	MARION	22,904	SCOTT	64,992
BUTLER	6,061	HANCOCK	1,564	MARSHALL	25,301	SHELBY	18,489
CALDWELL	12,679	HARDIN	29,907	MARTIN	49,801	SIMPSON	6,854
CALLOWAY	12,579	HARLAN	86,299	MASON	8,161	SPENCER	9,960
CAMPBELL	27,717	HARRISON	28,628	MCCRACKEN	47,178	TAYLOR	27,934
CARLISLE	2,890	HART	10,965	MCCREARY	27,998	TODD	2,863
CARROLL	10,540	HENDERSON	11,271	MCLEAN	7,247	TRIGG	7,708
CARTER	59,192	HENRY	9,051	MEADE	6,080	TRIMBLE	3,876
CASEY	19,084	HICKMAN	1,391	MENIFEE	16,409	UNION	1,408
CHRISTIAN	21,002	HOPKINS	41,828	MERCER	26,720	WARREN	48,317
CLARK	84,475	JACKSON	27,387	METCALFE	8,559	WASHINGTON	8,406
CLAY	71,802	JEFFERSON	282,466	MONROE	7,963	WAYNE	30,217
CLINTON	9,584	JESSAMINE	81,312	MONTGOMERY	71,734	WEBSTER	5,744
CRITTENDEN	9,691	JOHNSON	75,882	MORGAN	25,669	WHITLEY	121,926
CUMBERLAND	8,809	KENTON	53,972	MUHLENBERG	65,413	WOLFE	14,574
DAVISS	16,047	KNOTT	48,487	NELSON	27,996	WOODFORD	19,593
						TOTAL	4,415,949

Per 1000 Buprenorphine/Naloxone Usage Q3 2018

Actual Number of Buprenorphine/Naloxone Doses per 1,000 Residents for Quarter 3, 2018							
COUNTY	PER 1000	COUNTY	PER 1000	COUNTY	PER 1000	COUNTY	PER 1000
ADAIR	1,332	EDMONSON	323	KNOX	1,687	NICHOLAS	3,504
ALLEN	571	ELLIOTT	1,793	LARUE	368	OHIO	645
ANDERSON	985	ESTILL	3,283	LAUREL	1,909	OLDHAM	229
BALLARD	525	FAYETTE	652	LAWRENCE	3,103	OWEN	597
BARREN	810	FLEMING	953	LEE	4,236	OWSLEY	4,939
BATH	2,851	FLOYD	4,923	LESLIE	3,688	PENDLETON	569
BELL	2,373	FRANKLIN	1,089	LETCHER	4,262	PERRY	4,667
BOONE	266	FULTON	453	LEWIS	1,537	PIKE	2,897
BOURBON	2,589	GALLATIN	540	LINCOLN	1,265	POWELL	3,862
BOYD	1,378	GARRARD	1,217	LIVINGSTON	809	PULASKI	1,328
BOYLE	915	GRANT	521	LOGAN	337	ROBERTSON	954
BRACKEN	433	GRAVES	546	LYON	648	ROCKCASTLE	1,451
BREATHITT	4,014	GRAYSON	324	MADISON	724	ROWAN	1,604
BRECKINRIDGE	201	GREEN	833	MAGOFFIN	1,599	RUSSELL	584
BULLITT	509	GREENUP	2,023	MARION	765	SCOTT	1,204
BUTLER	472	HANCOCK	178	MARSHALL	1,430	SHELBY	398
CALDWELL	1,009	HARDIN	279	MARTIN	5,360	SIMPSON	379
CALLOWAY	327	HARLAN	3,176	MASON	1,193	SPENCER	545
CAMPBELL	301	HARRISON	1,535	MCCRACKEN	807	TAYLOR	1,100
CARLISLE	595	HART	589	MCCREARY	4,149	TODD	233
CARROLL	987	HENDERSON	244	MCLEAN	475	TRIGG	540
CARTER	2,189	HENRY	572	MEADE	216	TRIMBLE	450
CASEY	1,207	HICKMAN	301	MENIFEE	2,561	UNION	95
CHRISTIAN	290	HOPKINS	911	MERCER	1,244	WARREN	385
CLARK	2,358	JACKSON	2,049	METCALFE	854	WASHINGTON	690
CLAY	3,458	JEFFERSON	369	MONROE	752	WAYNE	1,477
CLINTON	942	JESSAMINE	1,553	MONTGOMERY	2,583	WEBSTER	431
CRITTENDEN	1,055	JOHNSON	3,302	MORGAN	1,930	WHITLEY	3,378
CUMBERLAND	1,307	KENTON	327	MUHLENBERG	2,108	WOLFE	2,036
DAVISS	161	KNOTT	3,119	NELSON	614	WOODFORD	750

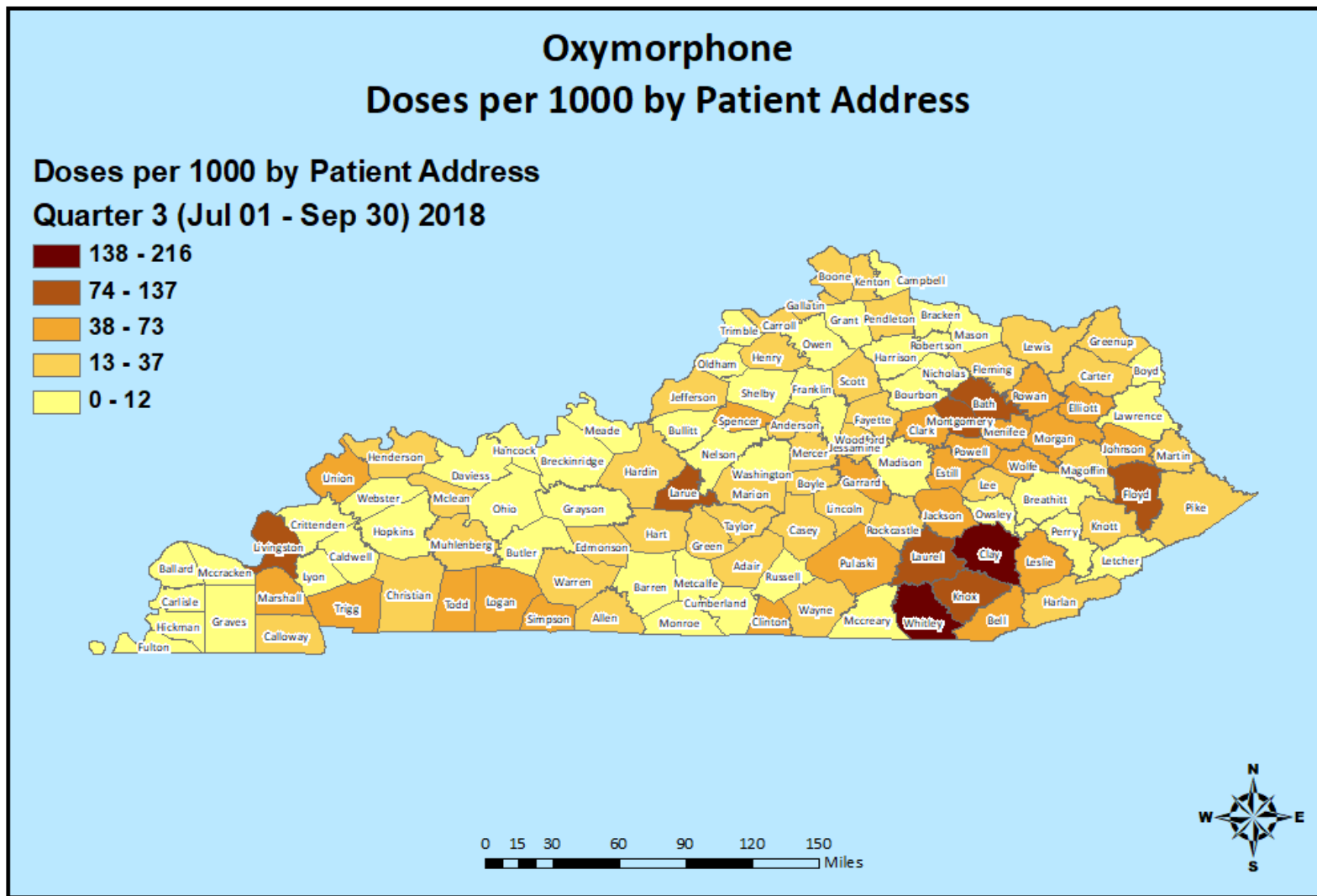
Oxymorphone Prescribing Q3 2018



Oxymorphone Prescribing Q3 2018

3 Digit Zip	Doses By Prescriber Zip-Actual Number of Oxymorphone Doses for Quarter 3, 2018
400	180
401	0
402	14,514
403	508
404	732
405	45,100
406	408
407	366
408	572
409	420
410	6,867
411	1,890
412	180
413	392
414	0
415	0
416	516
417	236
418	0
420	2,718
421	4,378
422	540
423	222
424	195
425	180
426	28
427	2,370
Totals	83,512

Oxymorphone Usage Q3 2018



Oxymorphone Usage

Q3 2018

Actual Number of Oxymorphone Doses for Quarter 3, 2018							
COUNTY	# DOSES	COUNTY	# DOSES	COUNTY	# DOSES	COUNTY	# DOSES
ADAIR	360	EDMONSON	330	KNOX	4,164	NICHOLAS	60
ALLEN	420	ELLIOTT	360	LARUE	1,320	OHIO	0
ANDERSON	540	ESTILL	600	LAUREL	5,492	OLDHAM	360
BALLARD	0	FAYETTE	5,400	LAWRENCE	120	OWEN	0
BARREN	450	FLEMING	480	LEE	180	OWSLEY	0
BATH	1,380	FLOYD	5,072	LESLIE	540	PENDLETON	330
BELL	1,800	FRANKLIN	450	LETCHER	60	PERRY	240
BOONE	2,595	FULTON	0	LEWIS	480	PIKE	1,094
BOURBON	180	GALLATIN	270	LINCOLN	750	POWELL	806
BOYD	480	GARRARD	960	LIVINGSTON	800	PULASKI	3,540
BOYLE	480	GRANT	0	LOGAN	1,519	ROBERTSON	0
BRACKEN	0	GRAVES	270	LYON	0	ROCKCASTLE	402
BREATHITT	90	GRAYSON	0	MADISON	3,692	ROWAN	1,284
BRECKINRIDGE	0	GREEN	180	MAGOFFIN	360	RUSSELL	0
BULLITT	480	GREENUP	510	MARION	90	SCOTT	1,258
BUTLER	0	HANCOCK	0	MARSHALL	180	SHELBY	58
CALDWELL	0	HARDIN	2,705	MARTIN	60	SIMPSON	1,316
CALLOWAY	1,096	HARLAN	920	MASON	630	SPENCER	900
CAMPBELL	1,092	HARRISON	0	MCCRACKEN	0	TAYLOR	480
CARLISLE	0	HART	450	MCCREARY	360	TODD	780
CARROLL	300	HENDERSON	960	MCLEAN	270	TRIGG	652
CARTER	540	HENRY	480	MEADE	0	TRIMBLE	0
CASEY	420	HICKMAN	0	MENIFEE	270	UNION	675
CHRISTIAN	1,068	HOPKINS	225	MERCER	720	WARREN	2,496
CLARK	2,190	JACKSON	660	METCALFE	0	WASHINGTON	0
CLAY	3,570	JEFFERSON	12,232	MONROE	0	WAYNE	358
CLINTON	420	JESSAMINE	1,290	MONTGOMERY	2,844	WEBSTER	75
CRITTENDEN	0	JOHNSON	956	MORGAN	870	WHITLEY	7,810
CUMBERLAND	0	KENTON	2,674	MUHLENBERG	830	WOLFE	300
DAVISS	300	KNOTT	420	NELSON	240	WOODFORD	0
						TOTAL	111,220

Per 1000 Oxymorphone Usage Q3 2018

Actual Number of Oxymorphone Doses per 1,000 Residents for Quarter 3, 2018							
COUNTY	PER 1000	COUNTY	PER 1000	COUNTY	PER 1000	COUNTY	PER 1000
ADAIR	19	EDMONSON	27	KNOX	131	NICHOLAS	8
ALLEN	20	ELLIOTT	47	LARUE	94	OHIO	0
ANDERSON	24	ESTILL	42	LAUREL	91	OLDHAM	5
BALLARD	0	FAYETTE	17	LAWRENCE	8	OWEN	0
BARREN	10	FLEMING	33	LEE	27	OWSLEY	0
BATH	112	FLOYD	137	LESLIE	51	PENDLETON	23
BELL	66	FRANKLIN	9	LETCHER	3	PERRY	9
BOONE	20	FULTON	0	LEWIS	36	PIKE	18
BOURBON	9	GALLATIN	31	LINCOLN	31	POWELL	65
BOYD	10	GARRARD	56	LIVINGSTON	86	PULASKI	55
BOYLE	16	GRANT	0	LOGAN	57	ROBERTSON	0
BRACKEN	0	GRAVES	7	LYON	0	ROCKCASTLE	24
BREATHITT	7	GRAYSON	0	MADISON	0	ROWAN	53
BRECKINRIDGE	0	GREEN	16	MAGOFFIN	21	RUSSELL	0
BULLITT	6	GREENUP	14	MARION	28	SCOTT	23
BUTLER	0	HANCOCK	0	MARSHALL	41	SHELBY	1
CALDWELL	0	HARDIN	25	MARTIN	28	SIMPSON	73
CALLOWAY	29	HARLAN	34	MASON	5	SPENCER	49
CAMPBELL	12	HARRISON	0	MCCRACKEN	6	TAYLOR	19
CARLISLE	0	HART	24	MCCREARY	5	TODD	63
CARROLL	28	HENDERSON	21	MCLEAN	37	TRIGG	46
CARTER	20	HENRY	30	MEADE	0	TRIMBLE	0
CASEY	27	HICKMAN	0	MENIFEE	42	UNION	45
CHRISTIAN	15	HOPKINS	5	MERCER	34	WARREN	20
CLARK	61	JACKSON	49	METCALFE	0	WASHINGTON	0
CLAY	172	JEFFERSON	16	MONROE	0	WAYNE	18
CLINTON	41	JESSAMINE	25	MONTGOMERY	102	WEBSTER	6
CRITTENDEN	0	JOHNSON	42	MORGAN	65	WHITLEY	216
CUMBERLAND	0	KENTON	16	MUHLENBERG	27	WOLFE	42
DAVISS	3	KNOTT	27	NELSON	5	WOODFORD	0