



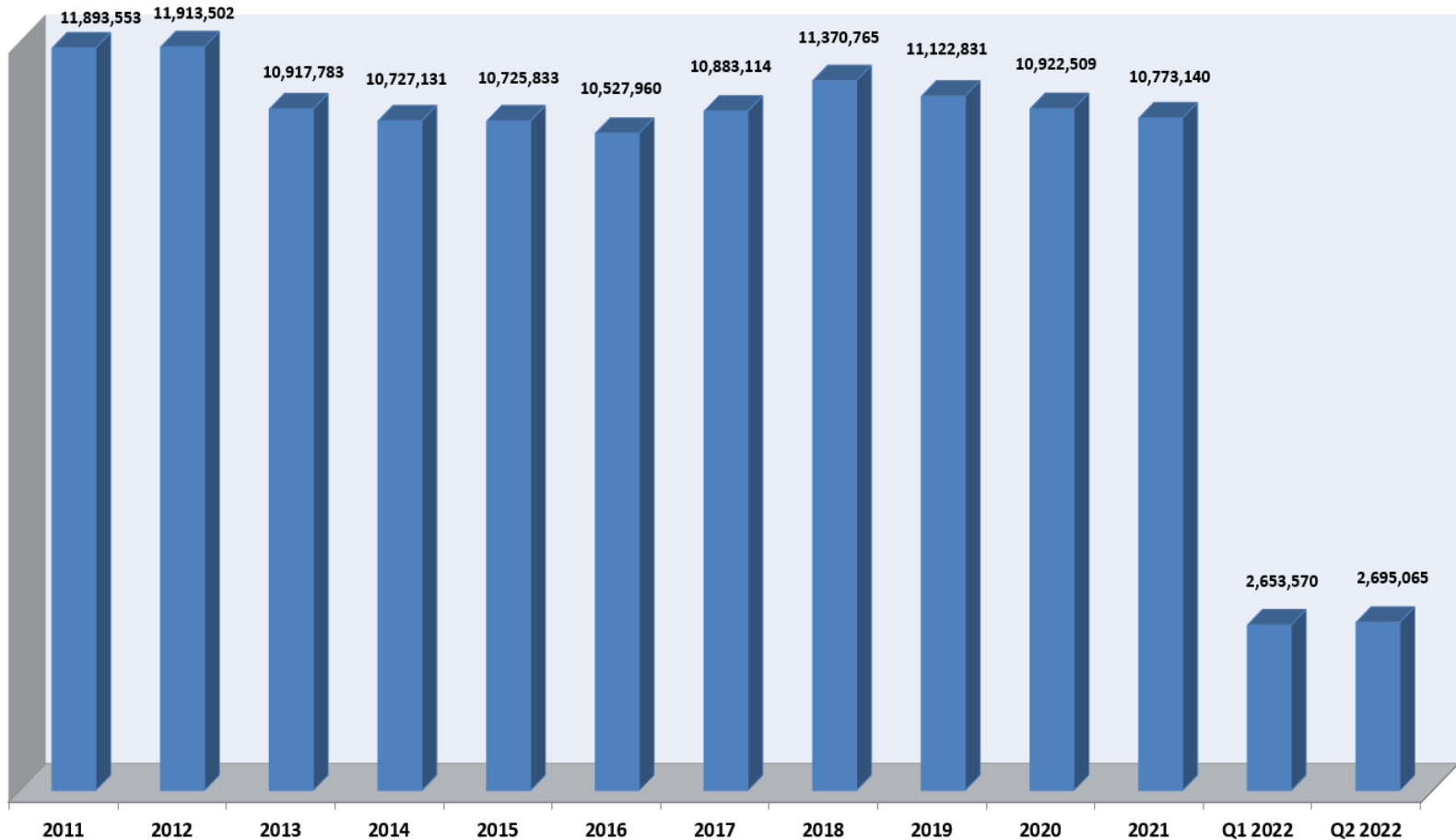
KENTUCKY CABINET FOR HEALTH AND FAMILY SERVICES

Kentucky All Schedule Prescription Electronic Reporting

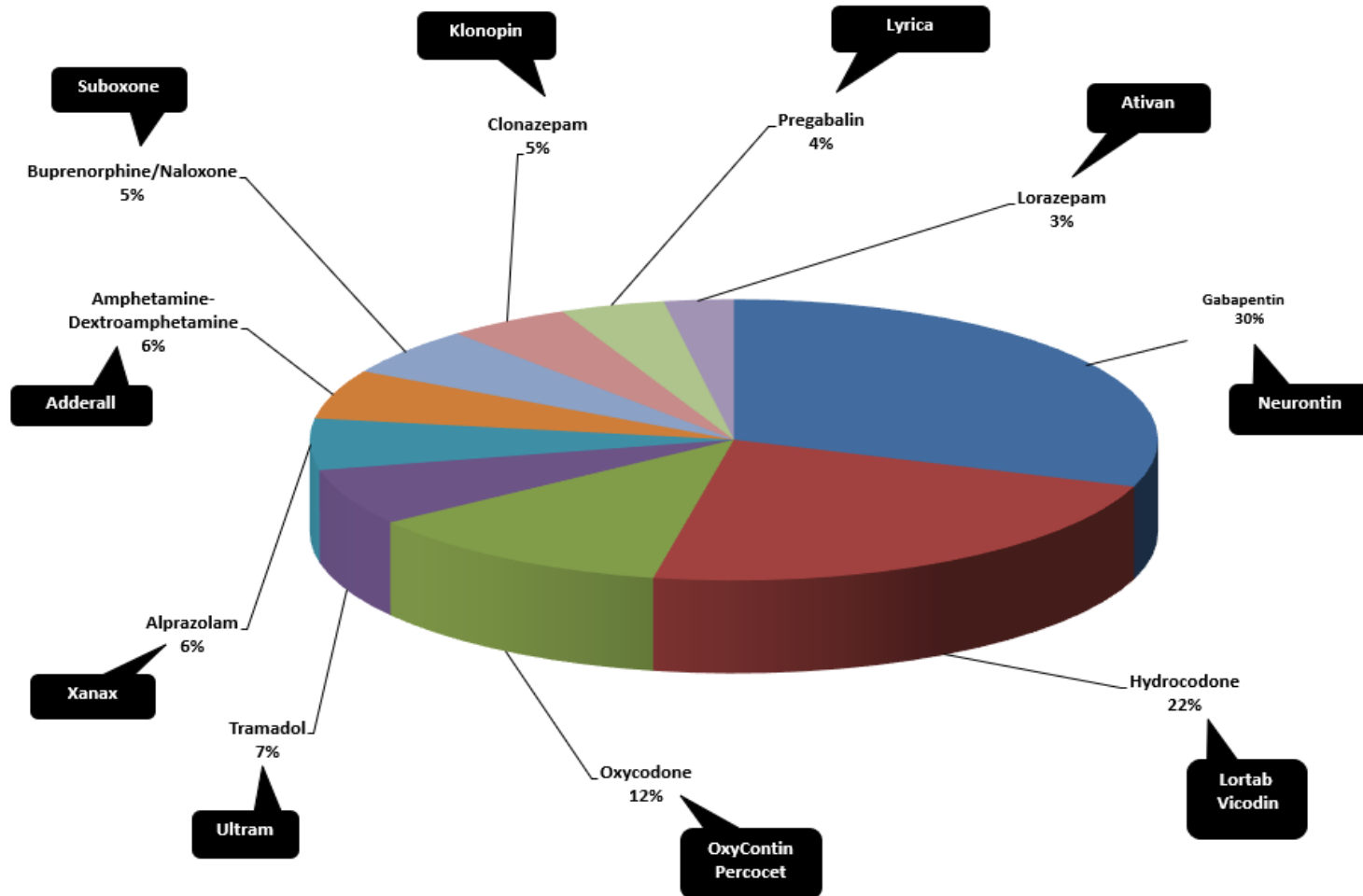
Quarterly Trend Report 2nd Quarter 2022

**Cabinet for Health and Family Services
Office of Inspector General
275 E. Main Street
Frankfort, KY 40621**

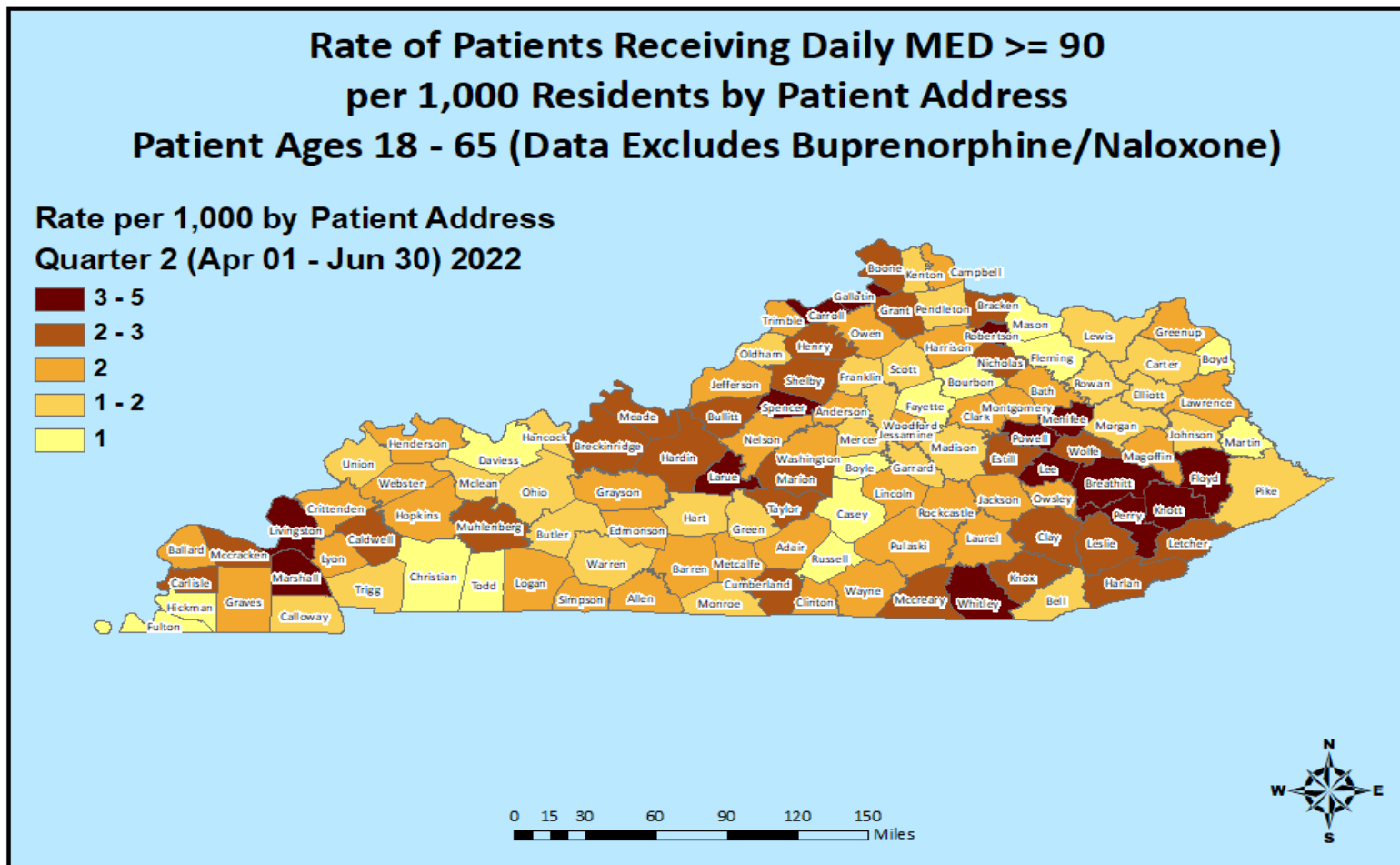
KASPER Records Added 2011 – Q2 2022



Top Prescribed Controlled Substances by Therapeutic Category by Doses – Q2 2022



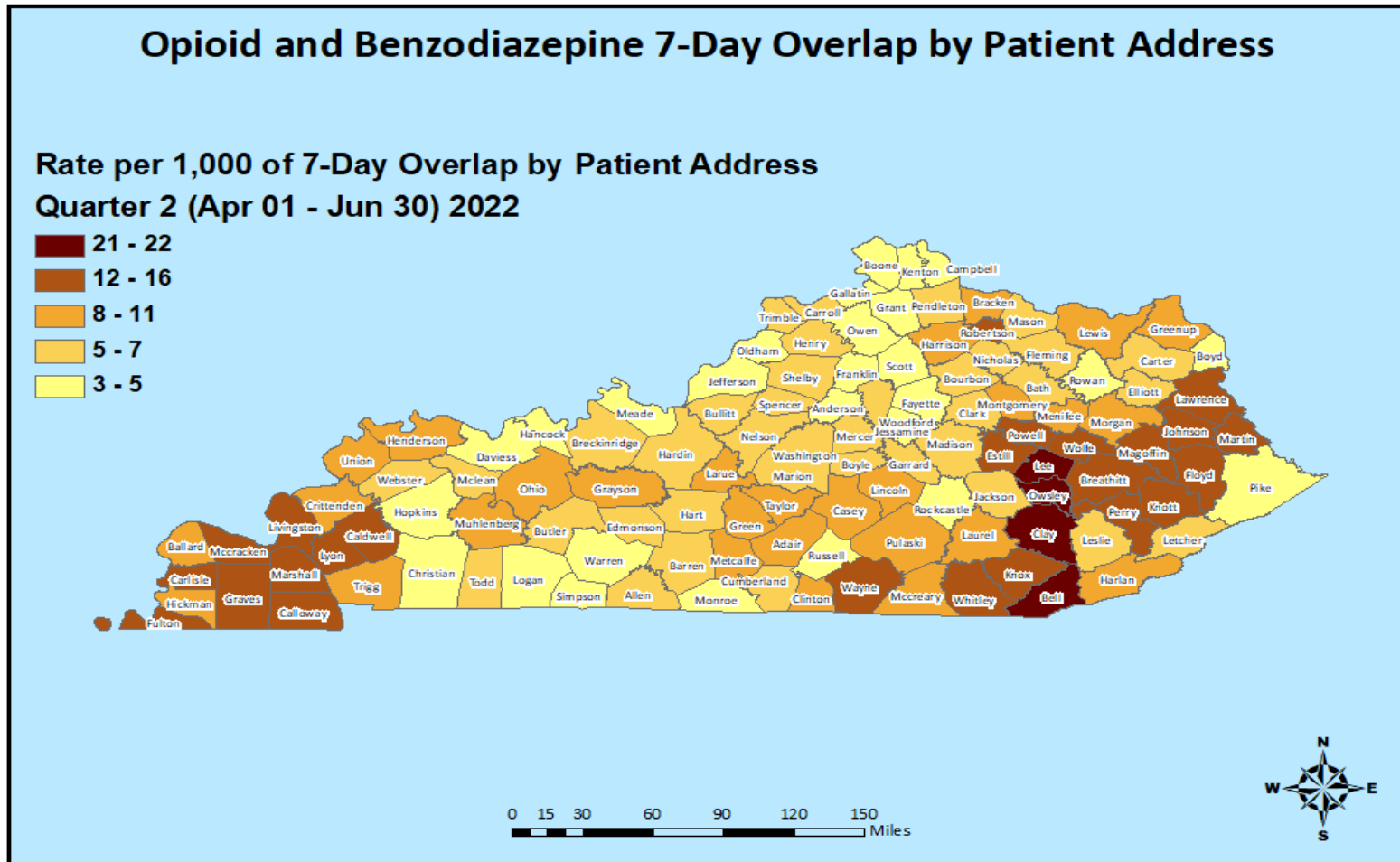
Opioid Morphine Equivalent Dose (MED) Data Q2 2022



Opioid Morphine Equivalent Dose (MED) Data Q2 2022

Rate of Patients Receiving Daily Morphine Equivalent Dosage ≥ 90 per 1,000 Residents for Quarter 2, 2022 Patient Ages 18 - 65 (Data Excludes Buprenorphine/Naloxone)							
COUNTY	PER 1000	COUNTY	PER 1000	COUNTY	PER 1000	COUNTY	PER 1000
ADAIR	2	EDMONSON	2	KNOX	3	NICHOLAS	3
ALLEN	2	ELLIOTT	1	LARUE	4	OHIO	2
ANDERSON	2	ESTILL	3	LAUREL	2	OLDHAM	2
BALLARD	2	FAYETTE	1	LAWRENCE	2	OWEN	2
BARREN	2	FLEMING	1	LEE	3	OWSLEY	2
BATH	2	FLOYD	3	LESLIE	3	PENDLETON	2
BELL	2	FRANKLIN	2	LETCHER	3	PERRY	5
BOONE	3	FULTON	1	LEWIS	2	PIKE	1
BOURBON	1	GALLATIN	3	LINCOLN	2	POWELL	5
BOYD	1	GARRARD	2	LIVINGSTON	5	PULASKI	2
BOYLE	1	GRANT	3	LOGAN	2	ROBERTSON	4
BRACKEN	3	GRAVES	2	LYON	2	ROCKCASTLE	2
BREATHITT	3	GRAYSON	2	MADISON	2	ROWAN	2
BRECKINRIDGE	3	GREEN	2	MAGOFFIN	2	RUSSELL	1
BULLITT	3	GREENUP	2	MARION	3	SCOTT	2
BUTLER	2	HANCOCK	2	MARSHALL	3	SHELBY	2
CALDWELL	3	HARDIN	3	MARTIN	1	SIMPSON	2
CALLOWAY	2	HARLAN	3	MASON	1	SPENCER	3
CAMPBELL	2	HARRISON	2	MCCRACKEN	3	TAYLOR	3
CARLISLE	3	HART	2	MCCREARY	3	TODD	1
CARROLL	3	HENDERSON	2	MCLEAN	2	TRIGG	2
CARTER	2	HENRY	3	MEADE	3	TRIMBLE	2
CASEY	1	HICKMAN	1	MENIFEE	4	UNION	1
CHRISTIAN	1	HOPKINS	2	MERCER	2	WARREN	2
CLARK	2	JACKSON	2	METCALFE	2	WASHINGTON	2
CLAY	3	JEFFERSON	2	MONROE	2	WAYNE	2
CLINTON	2	JESSAMINE	2	MONTGOMERY	2	WEBSTER	2
CRITTENDEN	2	JOHNSON	2	MORGAN	2	WHITLEY	3
CUMBERLAND	3	KENTON	2	MUHLENBERG	3	WOLFE	3
DAVISS	1	KNOTT	4	NELSON	2	WOODFORD	1

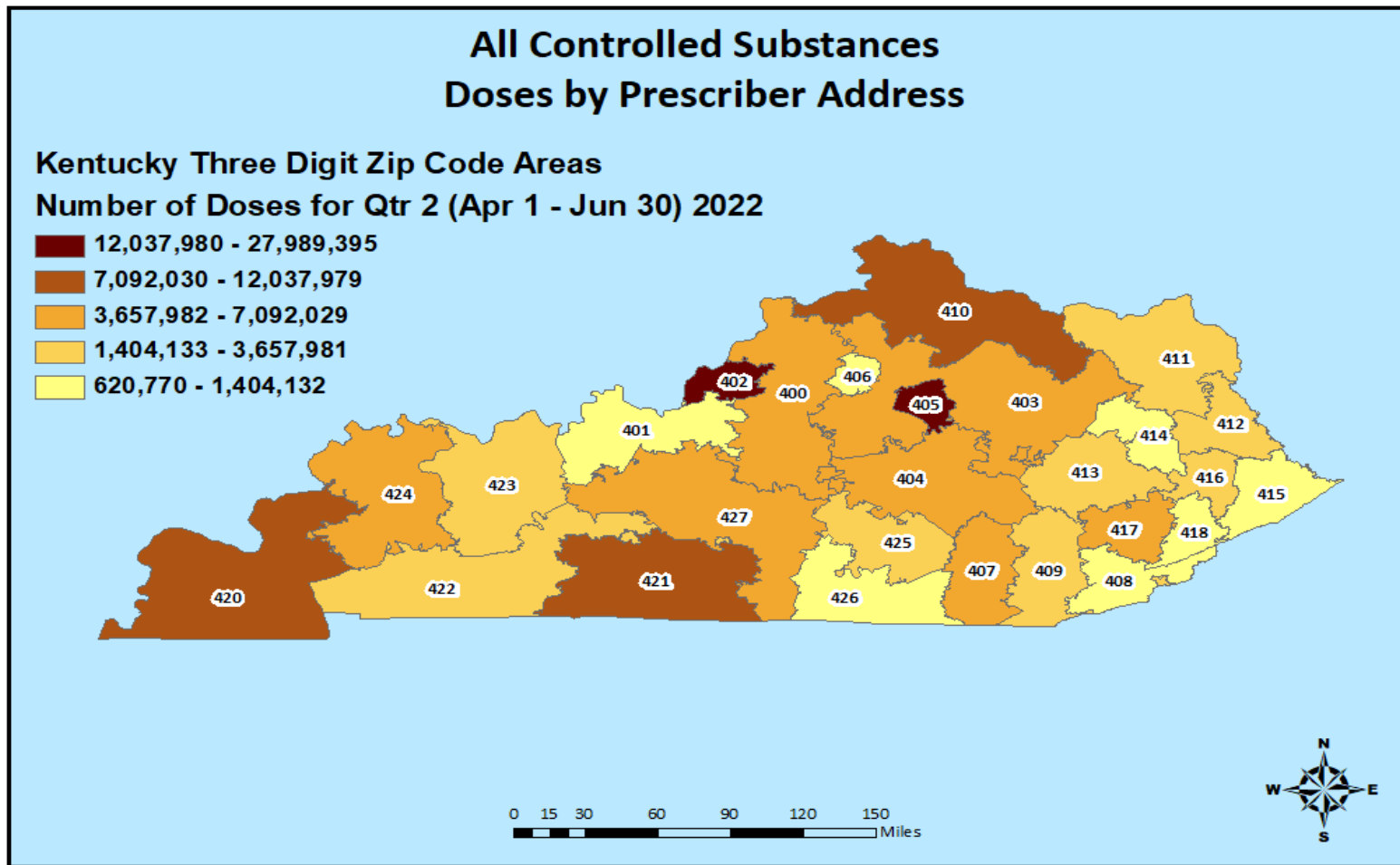
Patients with Seven or More Days of Overlapping Opioid and Benzodiazepine Prescriptions Q2 2022



Patients with Seven or More Days of Overlapping Opioid and Benzodiazepine Prescriptions Q2 2022

Rate of Patients With at Least a 7-Day Overlap of Opioids and Benzodiazepines per 1,000 for Quarter 2, 2022							
COUNTY	PER 1000	COUNTY	PER 1000	COUNTY	PER 1000	COUNTY	PER 1000
ADAIR	10	EDMONSON	6	KNOX	12	NICHOLAS	6
ALLEN	6	ELLIOTT	6	LARUE	11	OHIO	8
ANDERSON	5	ESTILL	12	LAUREL	8	OLDHAM	3
BALLARD	10	FAYETTE	3	LAWRENCE	12	OWEN	5
BARREN	7	FLEMING	7	LEE	21	OWSLEY	21
BATH	6	FLOYD	16	LESLIE	7	PENDLETON	6
BELL	22	FRANKLIN	5	LETCHER	5	PERRY	14
BOONE	4	FULTON	12	LEWIS	9	PIKE	5
BOURBON	6	GALLATIN	5	LINCOLN	9	POWELL	15
BOYD	4	GARRARD	6	LIVINGSTON	13	PULASKI	9
BOYLE	7	GRANT	5	LOGAN	5	ROBERTSON	12
BRACKEN	11	GRAVES	14	LYON	14	ROCKCASTLE	5
BREATHITT	13	GRAYSON	8	MADISON	5	ROWAN	5
BRECKINRIDGE	7	GREEN	9	MAGOFFIN	15	RUSSELL	3
BULLITT	6	GREENUP	9	MARION	7	SCOTT	4
BUTLER	6	HANCOCK	4	MARSHALL	16	SHELBY	6
CALDWELL	12	HARDIN	5	MARTIN	16	SIMPSON	4
CALLOWAY	13	HARLAN	11	MASON	6	SPENCER	6
CAMPBELL	5	HARRISON	9	MCCRACKEN	12	TAYLOR	11
CARLISLE	12	HART	7	MCCREARY	9	TODD	6
CARROLL	5	HENDERSON	9	MCLEAN	7	TRIGG	8
CARTER	7	HENRY	6	MEADE	4	TRIMBLE	5
CASEY	10	HICKMAN	8	MENIFEE	8	UNION	8
CHRISTIAN	5	HOPKINS	5	MERCER	6	WARREN	4
CLARK	7	JACKSON	7	METCALFE	9	WASHINGTON	6
CLAY	22	JEFFERSON	5	MONROE	5	WAYNE	13
CLINTON	11	JESSAMINE	5	MONTGOMERY	10	WEBSTER	6
CRITTENDEN	10	JOHNSON	15	MORGAN	10	WHITLEY	16
CUMBERLAND	7	KENTON	4	MUHLENBERG	10	WOLFE	16
DAVISS	4	KNOTT	15	NELSON	6	WOODFORD	5

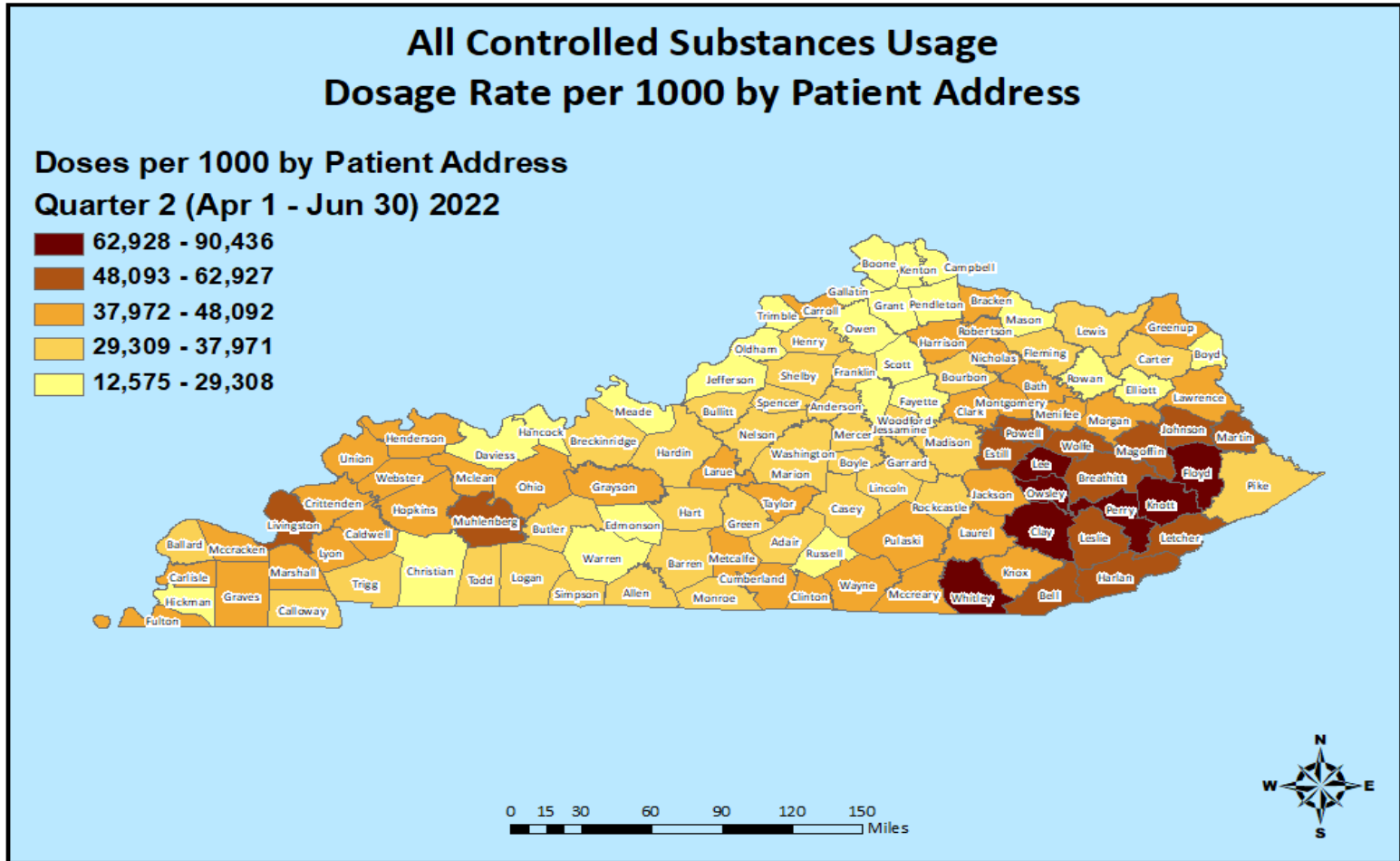
Controlled Substance Prescribing Q2 2022



Controlled Substance Prescribing Q2 2022

3 Digit Zip	Doses By Prescriber Zip-Actual Number of all Controlled Substances for Quarter 2, 2022
400	4,394,496
401	1,323,835
402	27,989,395
403	7,092,029
404	5,156,940
405	19,262,290
406	1,404,132
407	5,999,739
408	962,302
409	3,017,759
410	12,037,979
411	3,657,981
412	1,800,881
413	1,774,541
414	817,288
415	620,770
416	2,171,603
417	3,974,197
418	904,776
420	9,879,540
421	7,924,526
422	2,220,329
423	2,523,817
424	4,046,017
425	2,268,194
426	1,376,398
427	6,464,906
Totals	141,066,660

Controlled Substance Usage Q2 2022



Controlled Substance Usage

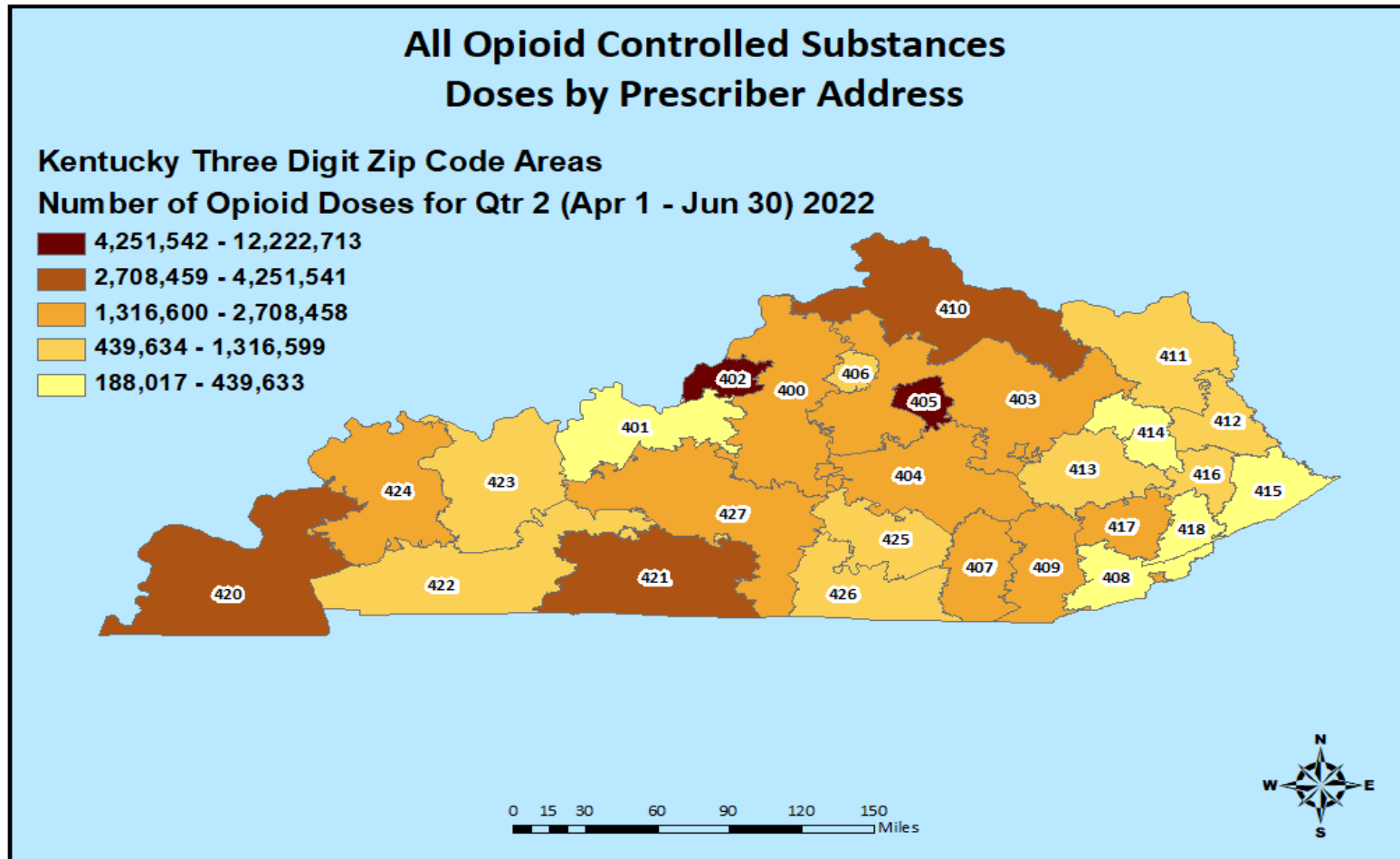
Q2 2022

Actual Number of All Controlled Substances Doses for Quarter 2, 2022							
COUNTY	# DOSES	COUNTY	# DOSES	COUNTY	# DOSES	COUNTY	# DOSES
ADAIR	669,661	EDMONSON	341,334	KNOX	1,507,782	NICHOLAS	311,439
ALLEN	704,530	ELLIOTT	166,826	LARUE	593,986	OHIO	946,517
ANDERSON	770,654	ESTILL	819,008	LAUREL	2,402,530	OLDHAM	1,444,104
BALLARD	281,078	FAYETTE	7,223,885	LAWRENCE	708,262	OWEN	269,481
BARREN	1,476,854	FLEMING	501,090	LEE	464,589	OWSLEY	406,146
BATH	512,634	FLOYD	2,540,337	LESLIE	549,275	PENDLETON	408,497
BELL	1,579,899	FRANKLIN	1,535,787	LETCHER	1,362,612	PERRY	2,125,171
BOONE	3,225,645	FULTON	258,142	LEWIS	502,250	PIKE	2,249,184
BOURBON	703,159	GALLATIN	230,187	LINCOLN	925,439	POWELL	774,506
BOYD	1,038,883	GARRARD	528,100	LIVINGSTON	477,668	PULASKI	2,486,302
BOYLE	971,929	GRANT	688,765	LOGAN	947,988	ROBERTSON	86,811
BRACKEN	344,715	GRAVES	1,625,138	LYON	352,543	ROCKCASTLE	634,253
BREATHITT	791,552	GRAYSON	1,259,248	MADISON	2,993,071	ROWAN	643,645
BRECKINRIDGE	636,683	GREEN	401,763	MAGOFFIN	797,527	RUSSELL	222,846
BULLITT	2,391,634	GREENUP	1,698,160	MARION	672,347	SCOTT	1,532,589
BUTLER	429,415	HANCOCK	256,328	MARSHALL	1,446,588	SHELBY	1,388,869
CALDWELL	573,636	HARDIN	3,471,725	MARTIN	668,393	SIMPSON	535,359
CALLOWAY	1,398,293	HARLAN	1,537,447	MASON	481,449	SPENCER	655,084
CAMPBELL	2,332,182	HARRISON	733,076	MCCRACKEN	2,862,284	TAYLOR	1,028,965
CARLISLE	212,810	HART	601,692	MCCREARY	726,387	TODD	390,967
CARROLL	426,688	HENDERSON	1,983,105	MCLEAN	398,228	TRIGG	514,906
CARTER	846,543	HENRY	566,567	MEADE	649,489	TRIMBLE	238,191
CASEY	545,161	HICKMAN	114,035	MENIFEE	301,522	UNION	595,151
CHRISTIAN	1,677,348	HOPKINS	1,819,187	MERCER	755,869	WARREN	3,408,829
CLARK	1,397,131	JACKSON	608,850	METCALFE	433,907	WASHINGTON	389,221
CLAY	1,667,599	JEFFERSON	21,119,081	MONROE	371,937	WAYNE	895,087
CLINTON	444,011	JESSAMINE	1,677,217	MONTGOMERY	1,218,049	WEBSTER	631,501
CRITTENDEN	385,348	JOHNSON	1,167,354	MORGAN	556,514	WHITLEY	2,587,485
CUMBERLAND	272,553	KENTON	3,509,277	MUHLENBERG	1,640,285	WOLFE	416,737
DAVIESS	2,099,646	KNOTT	1,034,419	NELSON	1,687,328	WOODFORD	765,649
						TOTAL	149,264,594

Per 1000 Controlled Substance Usage Q2 2022

Actual Number of All Controlled Substances Doses per 1,000 Residents for Quarter 2, 2022							
COUNTY	PER 1000	COUNTY	PER 1000	COUNTY	PER 1000	COUNTY	PER 1000
ADAIR	34,733	EDMONSON	28,177	KNOX	47,584	NICHOLAS	43,964
ALLEN	34,149	ELLIOTT	21,986	LARUE	42,139	OHIO	38,827
ANDERSON	34,780	ESTILL	57,245	LAUREL	39,876	OLDHAM	22,027
BALLARD	34,899	FAYETTE	22,685	LAWRENCE	44,649	OWEN	25,322
BARREN	33,570	FLEMING	34,541	LEE	70,606	OWSLEY	90,436
BATH	41,586	FLOYD	68,454	LESLIE	52,123	PENDLETON	28,056
BELL	58,262	FRANKLIN	30,376	LETCHER	59,835	PERRY	77,723
BOONE	25,095	FULTON	41,777	LEWIS	37,364	PIKE	37,143
BOURBON	35,105	GALLATIN	26,738	LINCOLN	37,971	POWELL	62,927
BOYD	21,584	GARRARD	30,540	LIVINGSTON	51,534	PULASKI	38,875
BOYLE	32,378	GRANT	27,636	LOGAN	35,648	ROBERTSON	40,284
BRACKEN	41,038	GRAVES	43,708	LYON	43,691	ROCKCASTLE	37,641
BREATHITT	59,587	GRAYSON	48,092	MADISON	33,425	ROWAN	26,324
BRECKINRIDGE	31,896	GREEN	36,326	MAGOFFIN	62,877	RUSSELL	12,575
BULLITT	30,216	GREENUP	47,312	MARION	35,009	SCOTT	28,396
BUTLER	33,431	HANCOCK	29,095	MARSHALL	46,121	SHELBY	29,927
CALDWELL	45,643	HARDIN	32,350	MARTIN	55,690	SIMPSON	29,606
CALLOWAY	36,379	HARLAN	56,590	MASON	28,008	SPENCER	35,848
CAMPBELL	25,292	HARRISON	39,315	MCCRACKEN	43,926	TAYLOR	40,515
CARLISLE	43,833	HART	32,302	MCCREARY	41,482	TODD	31,799
CARROLL	39,956	HENDERSON	42,875	MCLEAN	42,029	TRIGG	36,098
CARTER	31,300	HENRY	35,818	MEADE	23,092	TRIMBLE	27,632
CASEY	34,471	HICKMAN	24,646	MENIFEE	47,054	UNION	39,997
CHRISTIAN	23,183	HOPKINS	39,630	MERCER	35,194	WARREN	27,155
CLARK	39,005	JACKSON	45,545	METCALFE	43,313	WASHINGTON	31,932
CLAY	80,304	JEFFERSON	27,594	MONROE	35,128	WAYNE	43,763
CLINTON	43,629	JESSAMINE	32,034	MONTGOMERY	43,860	WEBSTER	47,424
CRITTENDEN	41,940	JOHNSON	50,803	MORGAN	41,849	WHITLEY	71,683
CUMBERLAND	40,450	KENTON	21,275	MUHLENBERG	52,865	WOLFE	58,212
DAVISS	21,065	KNOTT	66,548	NELSON	37,036	WOODFORD	29,308

Opioid Prescribing Q2 2022



Opioid Prescribing Q2 2022


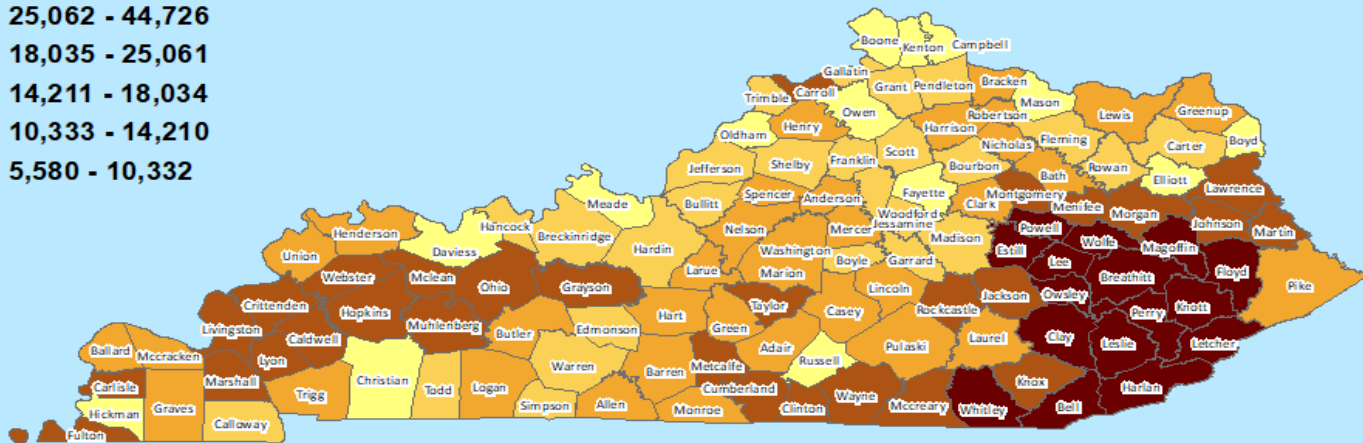
3 Digit Zip	Doses By Prescriber Zip-Actual Number of All Opioids for Quarter 2, 2022
400	1,637,714
401	428,032
402	12,222,713
403	2,466,027
404	2,174,992
405	8,412,209
406	695,849
407	2,708,458
408	439,633
409	1,462,491
410	4,029,610
411	1,316,599
412	730,058
413	923,447
414	384,029
415	188,017
416	899,199
417	1,981,429
418	383,901
420	4,251,541
421	3,632,242
422	678,372
423	1,005,453
424	1,716,905
425	754,330
426	659,941
427	2,570,257
Totals	58,753,448

Opioid Usage Q2 2022

All Opioid Controlled Substances Usage Dosage Rate per 1000 by Patient Address

Doses per 1000 by Patient Address
Quarter 2 (Apr 1 - Jun 30) 2022

- 25,062 - 44,726
- 18,035 - 25,061
- 14,211 - 18,034
- 10,333 - 14,210
- 5,580 - 10,332



Opioid Usage

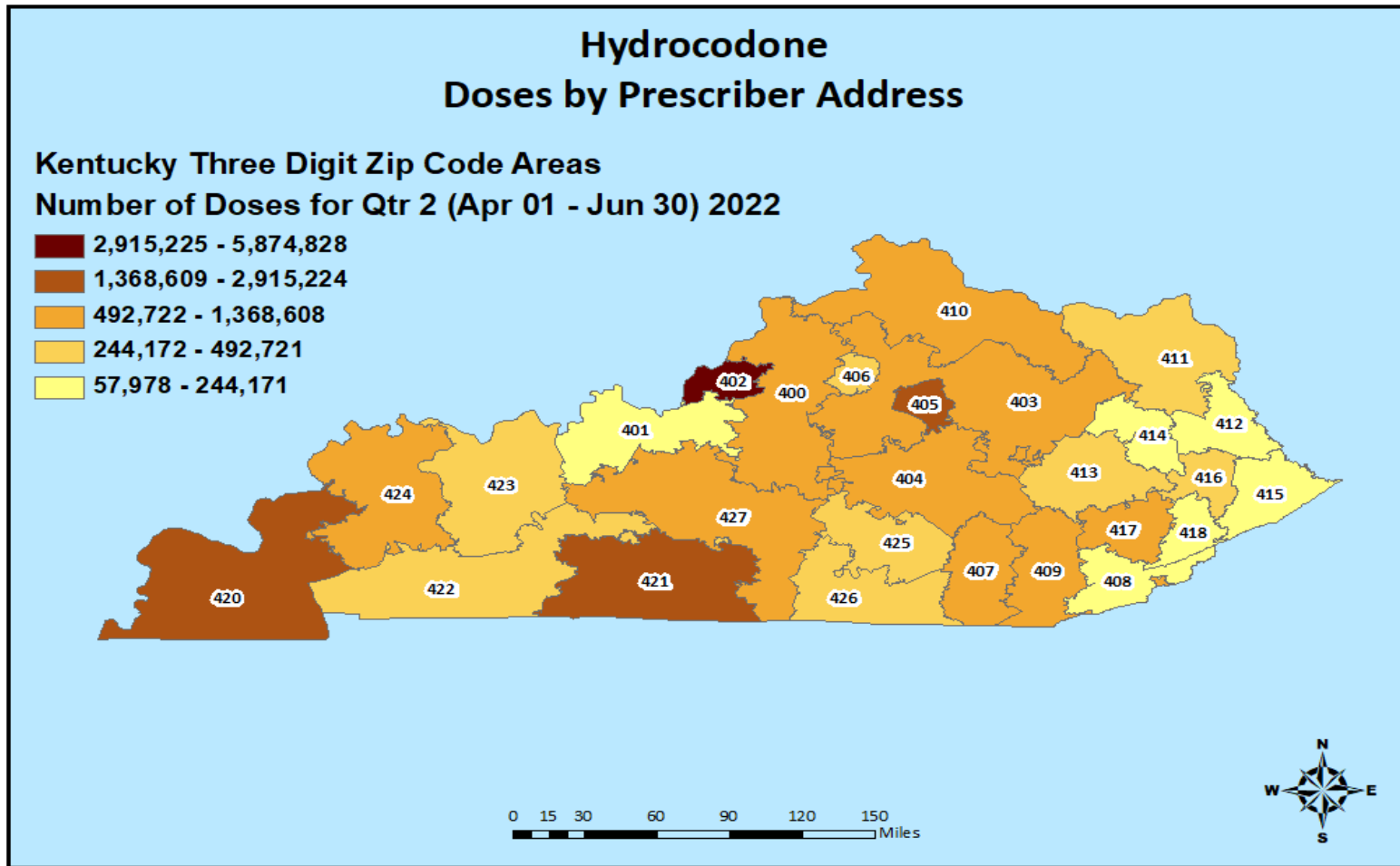
Q2 2022

Actual Number of All Opioid Doses for Quarter 2, 2022							
COUNTY	# DOSES	COUNTY	# DOSES	COUNTY	# DOSES	COUNTY	# DOSES
ADAIR	312,213	EDMONSON	164,507	KNOX	667,386	NICHOLAS	122,176
ALLEN	341,403	ELLIOTT	72,092	LARUE	252,505	OHIO	450,223
ANDERSON	322,402	ESTILL	386,109	LAUREL	1,058,330	OLDHAM	486,926
BALLARD	127,681	FAYETTE	2,383,662	LAWRENCE	306,847	OWEN	109,948
BARREN	649,656	FLEMING	189,679	LEE	221,415	OWSLEY	200,866
BATH	215,526	FLOYD	1,222,390	LESLIE	294,148	PENDLETON	163,470
BELL	789,674	FRANKLIN	632,577	LETCHER	624,735	PERRY	977,284
BOONE	1,106,025	FULTON	118,106	LEWIS	209,012	PIKE	1,001,107
BOURBON	269,853	GALLATIN	102,111	LINCOLN	406,037	POWELL	365,073
BOYD	382,694	GARRARD	224,302	LIVINGSTON	222,931	PULASKI	1,033,689
BOYLE	385,660	GRANT	291,428	LOGAN	411,837	ROBERTSON	32,228
BRACKEN	130,550	GRAVES	661,126	LYON	153,433	ROCKCASTLE	333,410
BREATHITT	367,577	GRAYSON	534,247	MADISON	1,218,457	ROWAN	272,738
BRECKINRIDGE	283,652	GREEN	183,352	MAGOFFIN	363,577	RUSSELL	98,896
BULLITT	1,061,937	GREENUP	607,401	MARION	308,838	SCOTT	576,642
BUTLER	194,909	HANCOCK	108,905	MARSHALL	592,866	SHELBY	566,788
CALDWELL	245,088	HARDIN	1,434,949	MARTIN	256,804	SIMPSON	243,426
CALLOWAY	527,224	HARLAN	750,052	MASON	150,077	SPENCER	276,122
CAMPBELL	835,139	HARRISON	277,370	MCCRACKEN	1,175,124	TAYLOR	469,192
CARLISLE	94,505	HART	273,018	MCCREARY	356,156	TODD	164,364
CARROLL	200,924	HENDERSON	819,775	MCLEAN	179,947	TRIGG	210,477
CARTER	338,435	HENRY	248,351	MEADE	288,448	TRIMBLE	117,544
CASEY	239,085	HICKMAN	45,080	MENIFEE	143,101	UNION	258,291
CHRISTIAN	684,274	HOPKINS	870,173	MERCER	312,053	WARREN	1,417,634
CLARK	571,024	JACKSON	271,338	METCALFE	198,404	WASHINGTON	175,243
CLAY	798,117	JEFFERSON	8,744,364	MONROE	164,990	WAYNE	456,061
CLINTON	228,037	JESSAMINE	653,282	MONTGOMERY	511,191	WEBSTER	296,420
CRITTENDEN	189,518	JOHNSON	523,871	MORGAN	257,827	WHITLEY	1,114,405
CUMBERLAND	134,198	KENTON	1,249,306	MUHLENBERG	777,603	WOLFE	193,618
DAVISS	886,839	KNOTT	494,325	NELSON	722,743	WOODFORD	284,131
						TOTAL	62,726,281

Per 1000 Opioid Usage Q2 2022

Actual Number of All Opioid Doses per 1,000 Residents for Quarter 2, 2022							
COUNTY	PER 1000	COUNTY	PER 1000	COUNTY	PER 1000	COUNTY	PER 1000
ADAIR	16,194	EDMONSON	13,580	KNOX	21,062	NICHOLAS	17,247
ALLEN	16,548	ELLIOTT	9,501	LARUE	17,913	OHIO	18,468
ANDERSON	14,550	ESTILL	26,987	LAUREL	17,566	OLDHAM	7,427
BALLARD	15,853	FAYETTE	7,485	LAWRENCE	19,344	OWEN	10,332
BARREN	14,767	FLEMING	13,075	LEE	33,650	OWSLEY	44,726
BATH	17,484	FLOYD	32,940	LESLIE	27,913	PENDLETON	11,227
BELL	29,121	FRANKLIN	12,511	LETCHER	27,433	PERRY	35,742
BOONE	8,605	FULTON	19,114	LEWIS	15,549	PIKE	16,532
BOURBON	13,472	GALLATIN	11,861	LINCOLN	16,660	POWELL	29,661
BOYD	7,951	GARRARD	12,971	LIVINGSTON	24,051	PULASKI	16,163
BOYLE	12,848	GRANT	11,693	LOGAN	15,487	ROBERTSON	14,955
BRACKEN	15,542	GRAVES	17,781	LYON	19,015	ROCKCASTLE	19,787
BREATHITT	27,671	GRAYSON	20,404	MADISON	13,607	ROWAN	11,154
BRECKINRIDGE	14,210	GREEN	16,578	MAGOFFIN	28,664	RUSSELL	5,580
BULLITT	13,417	GREENUP	16,923	MARION	16,081	SCOTT	10,684
BUTLER	15,174	HANCOCK	12,362	MARSHALL	18,902	SHELBY	12,213
CALDWELL	19,501	HARDIN	13,371	MARTIN	21,397	SIMPSON	13,462
CALLOWAY	13,717	HARLAN	27,608	MASON	8,730	SPENCER	15,110
CAMPBELL	9,057	HARRISON	14,876	MCCRACKEN	18,034	TAYLOR	18,474
CARLISLE	19,465	HART	14,657	MCCREARY	20,339	TODD	13,368
CARROLL	18,815	HENDERSON	17,724	MCLEAN	18,992	TRIGG	14,756
CARTER	12,513	HENRY	15,701	MEADE	10,256	TRIMBLE	13,636
CASEY	15,118	HICKMAN	9,743	MENIFEE	22,332	UNION	17,358
CHRISTIAN	9,458	HOPKINS	18,956	MERCER	14,530	WARREN	11,293
CLARK	15,942	JACKSON	20,298	METCALFE	19,805	WASHINGTON	14,377
CLAY	38,434	JEFFERSON	11,425	MONROE	15,583	WAYNE	22,298
CLINTON	22,407	JESSAMINE	12,477	MONTGOMERY	18,407	WEBSTER	22,260
CRITTENDEN	20,627	JOHNSON	22,799	MORGAN	19,388	WHITLEY	30,873
CUMBERLAND	19,917	KENTON	7,574	MUHLENBERG	25,061	WOLFE	27,045
DAVISS	8,897	KNOTT	31,802	NELSON	15,864	WOODFORD	10,876

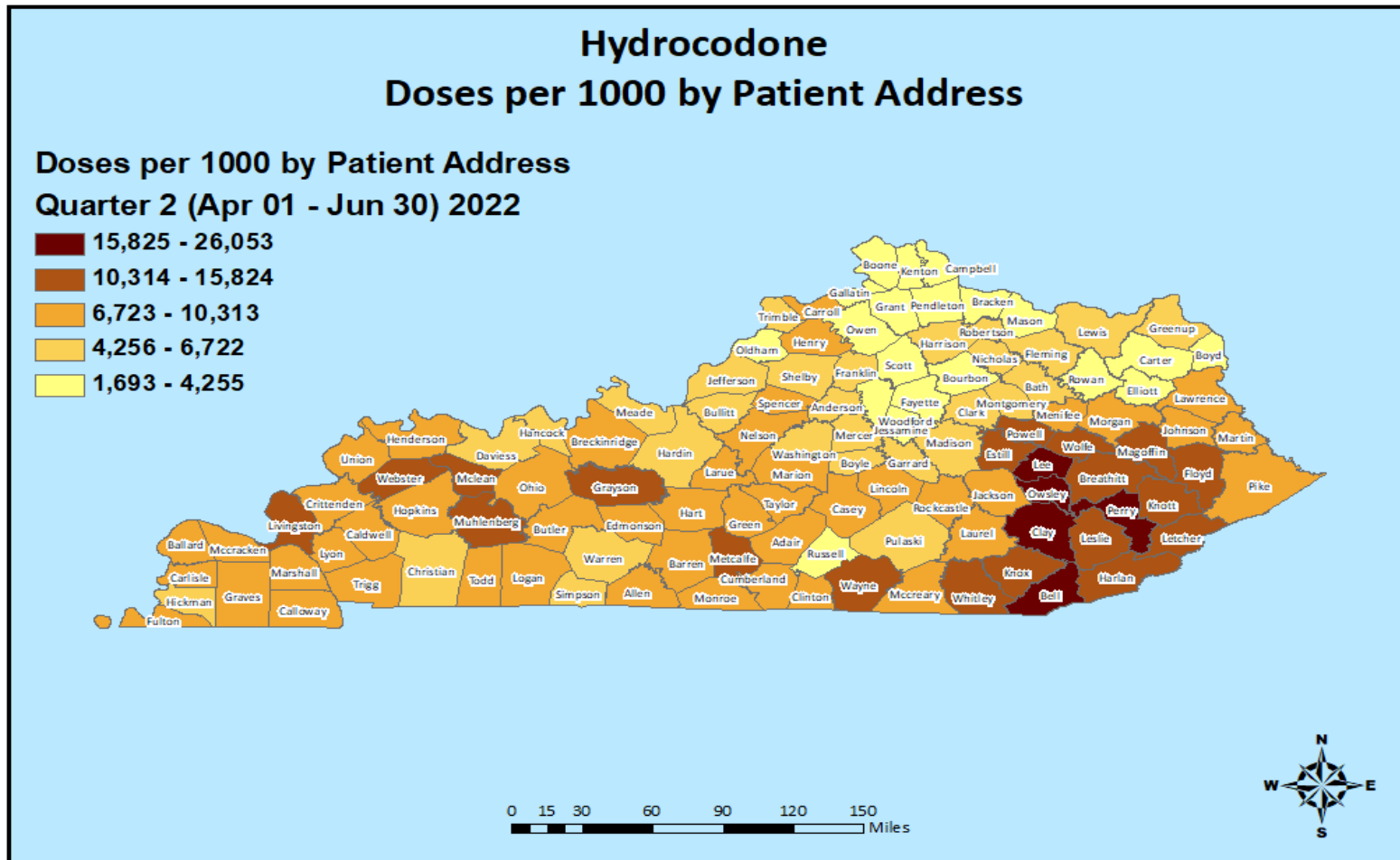
Hydrocodone Prescribing Q2 2022



Hydrocodone Prescribing Q2 2022

3 Digit Zip	Doses By Prescriber Zip-Actual Number of all Hydrocodone Doses for Quarter 2, 2022
400	723,060
401	207,289
402	5,874,828
403	900,917
404	893,882
405	2,915,224
406	310,155
407	1,368,608
408	213,905
409	838,818
410	1,151,843
411	441,086
412	244,171
413	435,160
414	179,398
415	57,978
416	447,071
417	1,166,970
418	89,622
420	2,063,866
421	1,955,619
422	382,330
423	492,721
424	962,664
425	312,283
426	373,455
427	1,195,919
Totals	26,198,842

Hydrocodone Usage Q2 2022



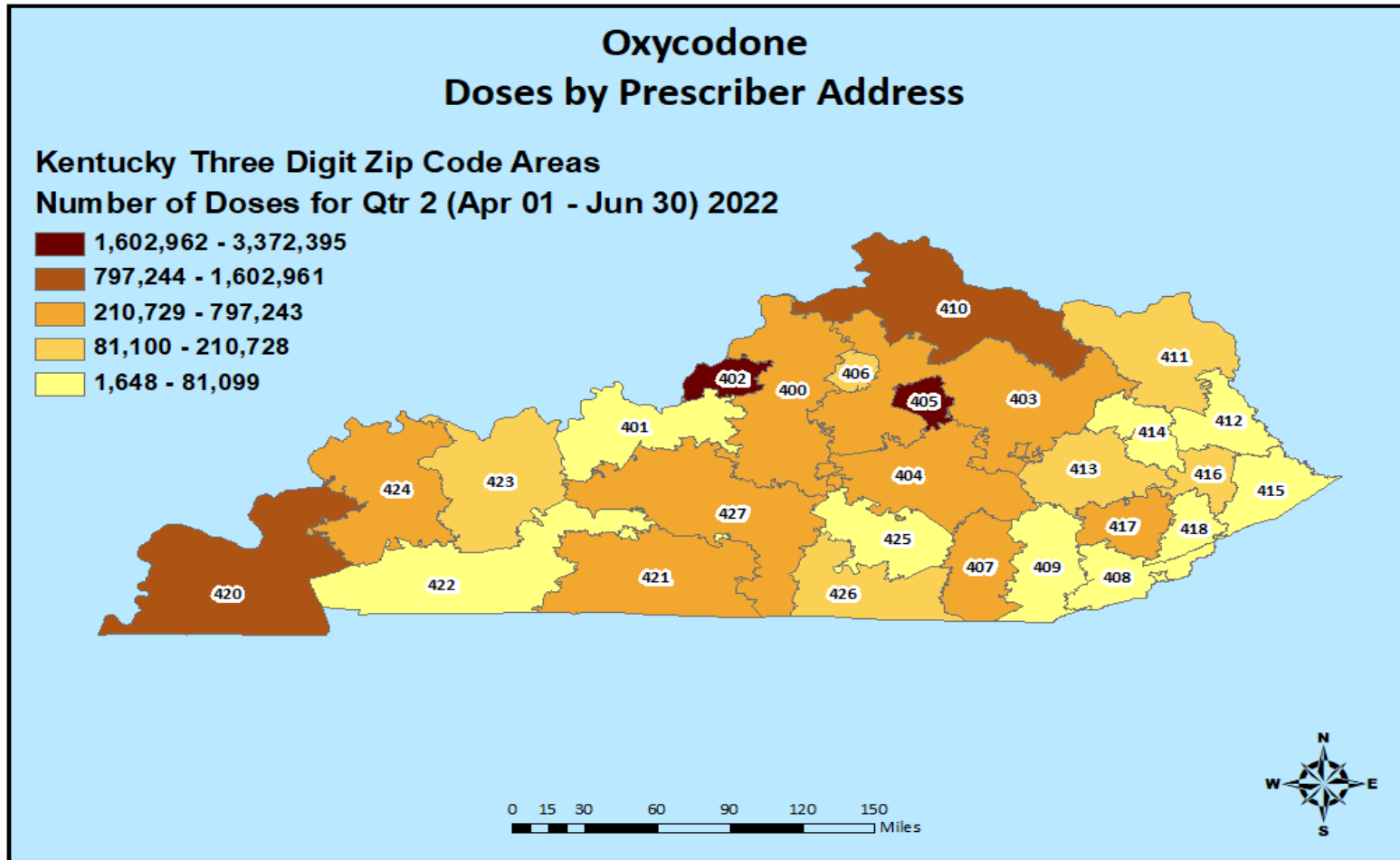
Hydrocodone Usage Q2 2022

Actual Number of Hydrocodone Doses for Quarter 2, 2022							
COUNTY	# DOSES	COUNTY	# DOSES	COUNTY	# DOSES	COUNTY	# DOSES
ADAIR	159,072	EDMONSON	86,040	KNOX	333,040	NICHOLAS	39,567
ALLEN	191,525	ELLIOTT	23,080	LARUE	123,116	OHIO	234,206
ANDERSON	146,293	ESTILL	161,412	LAUREL	462,596	OLDHAM	213,408
BALLARD	68,449	FAYETTE	777,951	LAWRENCE	119,223	OWEN	32,850
BARREN	324,785	FLEMING	69,350	LEE	126,372	OWSLEY	117,006
BATH	67,600	FLOYD	587,218	LESLIE	147,415	PENDLETON	44,400
BELL	469,358	FRANKLIN	250,136	LETCHER	284,916	PERRY	465,133
BOONE	287,450	FULTON	63,725	LEWIS	83,761	PIKE	506,207
BOURBON	84,971	GALLATIN	31,252	LINCOLN	176,971	POWELL	154,511
BOYD	108,320	GARRARD	92,253	LIVINGSTON	103,297	PULASKI	429,907
BOYLE	174,380	GRANT	73,006	LOGAN	223,832	ROBERTSON	9,911
BRACKEN	35,741	GRAVES	312,045	LYON	73,776	ROCKCASTLE	158,931
BREATHITT	172,800	GRAYSON	280,982	MADISON	437,819	ROWAN	85,344
BRECKINRIDGE	146,963	GREEN	85,084	MAGOFFIN	168,637	RUSSELL	50,298
BULLITT	502,533	GREENUP	188,595	MARION	138,324	SCOTT	192,874
BUTLER	111,643	HANCOCK	52,449	MARSHALL	277,099	SHELBY	247,898
CALDWELL	109,558	HARDIN	655,333	MARTIN	94,137	SIMPSON	110,777
CALLOWAY	269,142	HARLAN	323,354	MASON	47,276	SPENCER	131,516
CAMPBELL	211,581	HARRISON	99,866	MCCRACKEN	560,894	TAYLOR	217,980
CARLISLE	46,527	HART	132,537	MCCREARY	158,931	TODD	99,018
CARROLL	85,774	HENDERSON	408,977	MCLEAN	103,800	TRIGG	108,014
CARTER	99,868	HENRY	113,510	MEADE	142,027	TRIMBLE	51,412
CASEY	113,513	HICKMAN	21,275	MENIFEE	54,124	UNION	145,939
CHRISTIAN	347,746	HOPKINS	429,312	MERCER	137,729	WARREN	718,612
CLARK	191,842	JACKSON	121,369	METCALFE	115,163	WASHINGTON	64,507
CLAY	456,295	JEFFERSON	4,367,852	MONROE	90,885	WAYNE	229,498
CLINTON	94,015	JESSAMINE	202,279	MONTGOMERY	174,519	WEBSTER	150,574
CRITTENDEN	91,387	JOHNSON	236,287	MORGAN	97,447	WHITLEY	494,033
CUMBERLAND	65,774	KENTON	279,273	MUHLENBERG	402,888	WOLFE	98,665
DAVIESS	441,798	KNOTT	227,449	NELSON	326,686	WOODFORD	98,203
						TOTAL	27,917,853

Per 1000 Hydrocodone Usage Q2 2022

Actual Number of Hydrocodone Doses per 1,000 Residents for Quarter 2, 2022							
COUNTY	PER 1000	COUNTY	PER 1000	COUNTY	PER 1000	COUNTY	PER 1000
ADAIR	8,251	EDMONSON	7,103	KNOX	10,510	NICHOLAS	5,585
ALLEN	9,283	ELLIOTT	3,042	LARUE	8,734	OHIO	9,607
ANDERSON	6,602	ESTILL	11,282	LAUREL	7,678	OLDHAM	3,255
BALLARD	8,499	FAYETTE	2,443	LAWRENCE	7,516	OWEN	3,087
BARREN	7,383	FLEMING	4,780	LEE	19,205	OWSLEY	26,053
BATH	5,484	FLOYD	15,824	LESLIE	13,989	PENDLETON	3,049
BELL	17,309	FRANKLIN	4,947	LETCHER	12,511	PERRY	17,011
BOONE	2,236	FULTON	10,313	LEWIS	6,231	PIKE	8,359
BOURBON	4,242	GALLATIN	3,630	LINCOLN	7,261	POWELL	12,554
BOYD	2,250	GARRARD	5,335	LIVINGSTON	11,144	PULASKI	6,722
BOYLE	5,809	GRANT	2,929	LOGAN	8,417	ROBERTSON	4,599
BRACKEN	4,255	GRAVES	8,392	LYON	9,143	ROCKCASTLE	9,432
BREATHITT	13,008	GRAYSON	10,731	MADISON	4,889	ROWAN	3,490
BRECKINRIDGE	7,363	GREEN	7,693	MAGOFFIN	13,295	RUSSELL	2,838
BULLITT	6,349	GREENUP	5,254	MARION	7,202	SCOTT	3,574
BUTLER	8,692	HANCOCK	5,953	MARSHALL	8,835	SHELBY	5,342
CALDWELL	8,717	HARDIN	6,107	MARTIN	7,843	SIMPSON	6,126
CALLOWAY	7,002	HARLAN	11,902	MASON	2,750	SPENCER	7,197
CAMPBELL	2,295	HARRISON	5,356	MCCRACKEN	8,608	TAYLOR	8,583
CARLISLE	9,583	HART	7,115	MCCREARY	9,076	TODD	8,054
CARROLL	8,032	HENDERSON	8,842	MCLEAN	10,955	TRIGG	7,572
CARTER	3,693	HENRY	7,176	MEADE	5,050	TRIMBLE	5,964
CASEY	7,178	HICKMAN	4,598	MENIFEE	8,446	UNION	9,808
CHRISTIAN	4,806	HOPKINS	9,352	MERCER	6,413	WARREN	5,725
CLARK	5,356	JACKSON	9,079	METCALFE	11,496	WASHINGTON	5,292
CLAY	21,973	JEFFERSON	5,707	MONROE	8,584	WAYNE	11,221
CLINTON	9,238	JESSAMINE	3,863	MONTGOMERY	6,284	WEBSTER	11,308
CRITTENDEN	9,946	JOHNSON	10,283	MORGAN	7,328	WHITLEY	13,687
CUMBERLAND	9,762	KENTON	1,693	MUHLENBERG	12,985	WOLFE	13,782
DAVISS	4,432	KNOTT	14,633	NELSON	7,171	WOODFORD	3,759

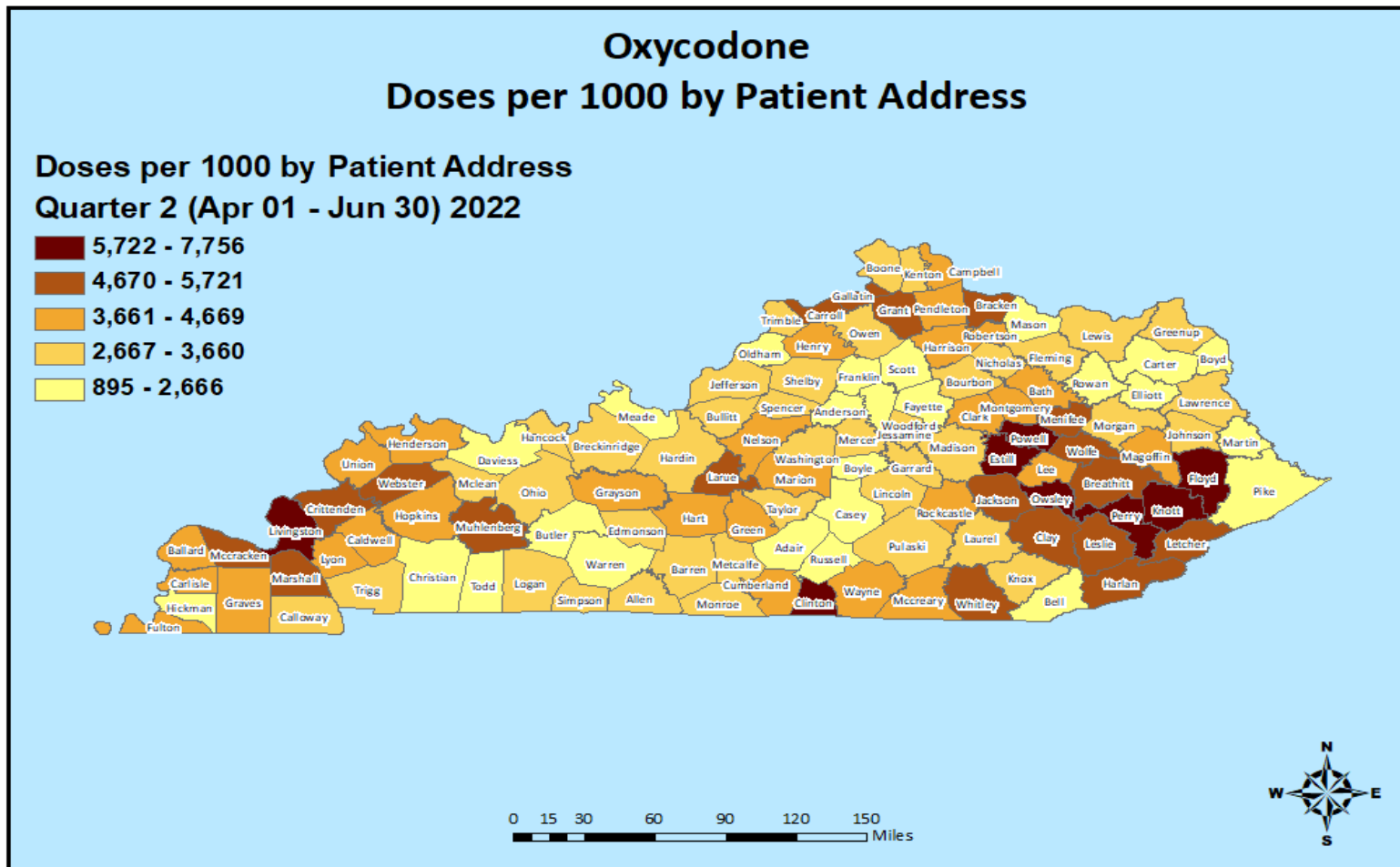
Oxycodone Prescribing Q2 2022



Oxycodone Prescribing Q2 2022

3 Digit Zip	Doses By Prescriber Zip-Actual Number of Oxycodone Doses for Quarter 2, 2022
400	317,253
401	56,958
402	3,372,395
403	409,375
404	361,721
405	2,716,529
406	136,595
407	484,167
408	56,011
409	62,589
410	1,602,961
411	210,728
412	59,699
413	143,121
414	16,970
415	1,648
416	114,521
417	410,086
418	55,957
420	1,107,630
421	797,243
422	56,764
423	112,227
424	341,601
425	81,099
426	105,531
427	452,190
Totals	13,643,569

Oxycodone Usage Q2 2022



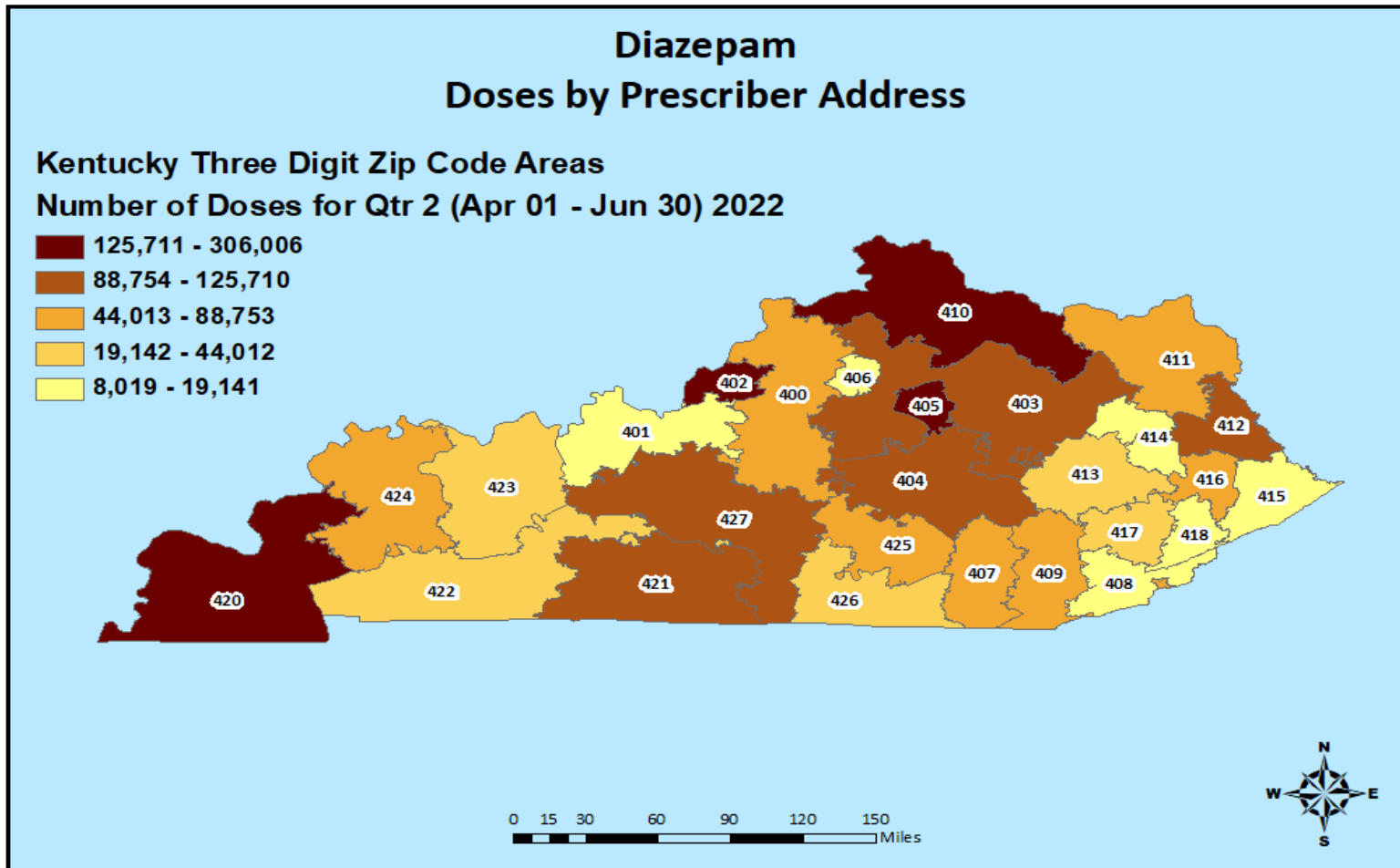
Oxycodone Usage Q2 2022

Actual Number of Oxycodone Doses for Quarter 2, 2022							
COUNTY	# DOSES	COUNTY	# DOSES	COUNTY	# DOSES	COUNTY	# DOSES
ADAIR	49,502	EDMONSON	37,598	KNOX	104,447	NICHOLAS	24,552
ALLEN	65,597	ELLIOTT	17,647	LARUE	68,000	OHIO	81,143
ANDERSON	58,298	ESTILL	99,427	LAUREL	189,601	OLDHAM	115,526
BALLARD	31,945	FAYETTE	567,485	LAWRENCE	50,113	OWEN	36,062
BARREN	138,656	FLEMING	46,083	LEE	27,848	OWSLEY	31,094
BATH	55,772	FLOYD	253,451	LESLIE	57,766	PENDLETON	63,410
BELL	66,306	FRANKLIN	130,928	LETCHER	125,054	PERRY	212,080
BOONE	442,669	FULTON	25,528	LEWIS	45,349	PIKE	147,835
BOURBON	62,866	GALLATIN	41,064	LINCOLN	79,498	POWELL	93,112
BOYD	72,259	GARRARD	53,029	LIVINGSTON	62,649	PULASKI	198,495
BOYLE	67,600	GRANT	132,293	LOGAN	84,817	ROBERTSON	9,153
BRACKEN	44,147	GRAVES	171,766	LYON	33,937	ROCKCASTLE	70,265
BREATHITT	66,755	GRAYSON	111,388	MADISON	316,835	ROWAN	48,543
BRECKINRIDGE	62,797	GREEN	42,554	MAGOFFIN	51,064	RUSSELL	15,856
BULLITT	287,784	GREENUP	123,550	MARION	77,393	SCOTT	120,694
BUTLER	34,244	HANCOCK	27,177	MARSHALL	162,594	SHELBY	141,368
CALDWELL	58,109	HARDIN	379,663	MARTIN	28,047	SIMPSON	62,166
CALLOWAY	112,425	HARLAN	130,157	MASON	30,401	SPENCER	66,883
CAMPBELL	378,324	HARRISON	71,279	MCCRACKEN	318,357	TAYLOR	82,299
CARLISLE	22,267	HART	70,139	MCCREARY	71,681	TODD	28,645
CARROLL	55,128	HENDERSON	205,174	MCLEAN	32,577	TRIGG	42,893
CARTER	69,253	HENRY	65,766	MEADE	72,227	TRIMBLE	29,705
CASEY	31,616	HICKMAN	9,925	MENIFEE	36,277	UNION	58,668
CHRISTIAN	143,591	HOPKINS	206,795	MERCER	59,487	WARREN	329,153
CLARK	156,993	JACKSON	64,005	METCALFE	33,192	WASHINGTON	38,090
CLAY	112,714	JEFFERSON	2,263,655	MONROE	31,675	WAYNE	80,103
CLINTON	70,103	JESSAMINE	164,645	MONTGOMERY	127,813	WEBSTER	73,486
CRITTENDEN	45,230	JOHNSON	73,048	MORGAN	47,696	WHITLEY	206,502
CUMBERLAND	31,462	KENTON	518,083	MUHLENBERG	168,578	WOLFE	39,902
DAVIESS	192,501	KNOTT	119,514	NELSON	190,651	WOODFORD	64,319
						TOTAL	14,707,355

Per 1000 Oxycodone Usage Q2 2022

Actual Number of Oxycodone Doses per 1,000 Residents for Quarter 2, 2022							
COUNTY	PER 1000	COUNTY	PER 1000	COUNTY	PER 1000	COUNTY	PER 1000
ADAIR	2,568	EDMONSON	3,104	KNOX	3,296	NICHOLAS	3,466
ALLEN	3,180	ELLIOTT	2,326	LARUE	4,824	OHIO	3,329
ANDERSON	2,631	ESTILL	6,950	LAUREL	3,147	OLDHAM	1,762
BALLARD	3,966	FAYETTE	1,782	LAWRENCE	3,159	OWEN	3,389
BARREN	3,152	FLEMING	3,177	LEE	4,232	OWSLEY	6,924
BATH	4,524	FLOYD	6,830	LESLIE	5,482	PENDLETON	4,355
BELL	2,445	FRANKLIN	2,590	LETCHER	5,491	PERRY	7,756
BOONE	3,444	FULTON	4,131	LEWIS	3,374	PIKE	2,441
BOURBON	3,139	GALLATIN	4,770	LINCOLN	3,262	POWELL	7,565
BOYD	1,501	GARRARD	3,067	LIVINGSTON	6,759	PULASKI	3,104
BOYLE	2,252	GRANT	5,308	LOGAN	3,189	ROBERTSON	4,247
BRACKEN	5,256	GRAVES	4,620	LYON	4,206	ROCKCASTLE	4,170
BREATHITT	5,025	GRAYSON	4,254	MADISON	3,538	ROWAN	1,985
BRECKINRIDGE	3,146	GREEN	3,848	MAGOFFIN	4,026	RUSSELL	895
BULLITT	3,636	GREENUP	3,442	MARION	4,030	SCOTT	2,236
BUTLER	2,666	HANCOCK	3,085	MARSHALL	5,184	SHELBY	3,046
CALDWELL	4,624	HARDIN	3,538	MARTIN	2,337	SIMPSON	3,438
CALLOWAY	2,925	HARLAN	4,791	MASON	1,769	SPENCER	3,660
CAMPBELL	4,103	HARRISON	3,823	MCCRACKEN	4,886	TAYLOR	3,241
CARLISLE	4,586	HART	3,765	MCCREARY	4,093	TODD	2,330
CARROLL	5,162	HENDERSON	4,436	MCLEAN	3,438	TRIGG	3,007
CARTER	2,561	HENRY	4,158	MEADE	2,568	TRIMBLE	3,446
CASEY	1,999	HICKMAN	2,145	MENIFEE	5,661	UNION	3,943
CHRISTIAN	1,985	HOPKINS	4,505	MERCER	2,770	WARREN	2,622
CLARK	4,383	JACKSON	4,788	METCALFE	3,313	WASHINGTON	3,125
CLAY	5,428	JEFFERSON	2,958	MONROE	2,992	WAYNE	3,916
CLINTON	6,888	JESSAMINE	3,145	MONTGOMERY	4,602	WEBSTER	5,519
CRITTENDEN	4,923	JOHNSON	3,179	MORGAN	3,587	WHITLEY	5,721
CUMBERLAND	4,669	KENTON	3,141	MUHLENBERG	5,433	WOLFE	5,574
DAVIESS	1,931	KNOTT	7,689	NELSON	4,185	WOODFORD	2,462

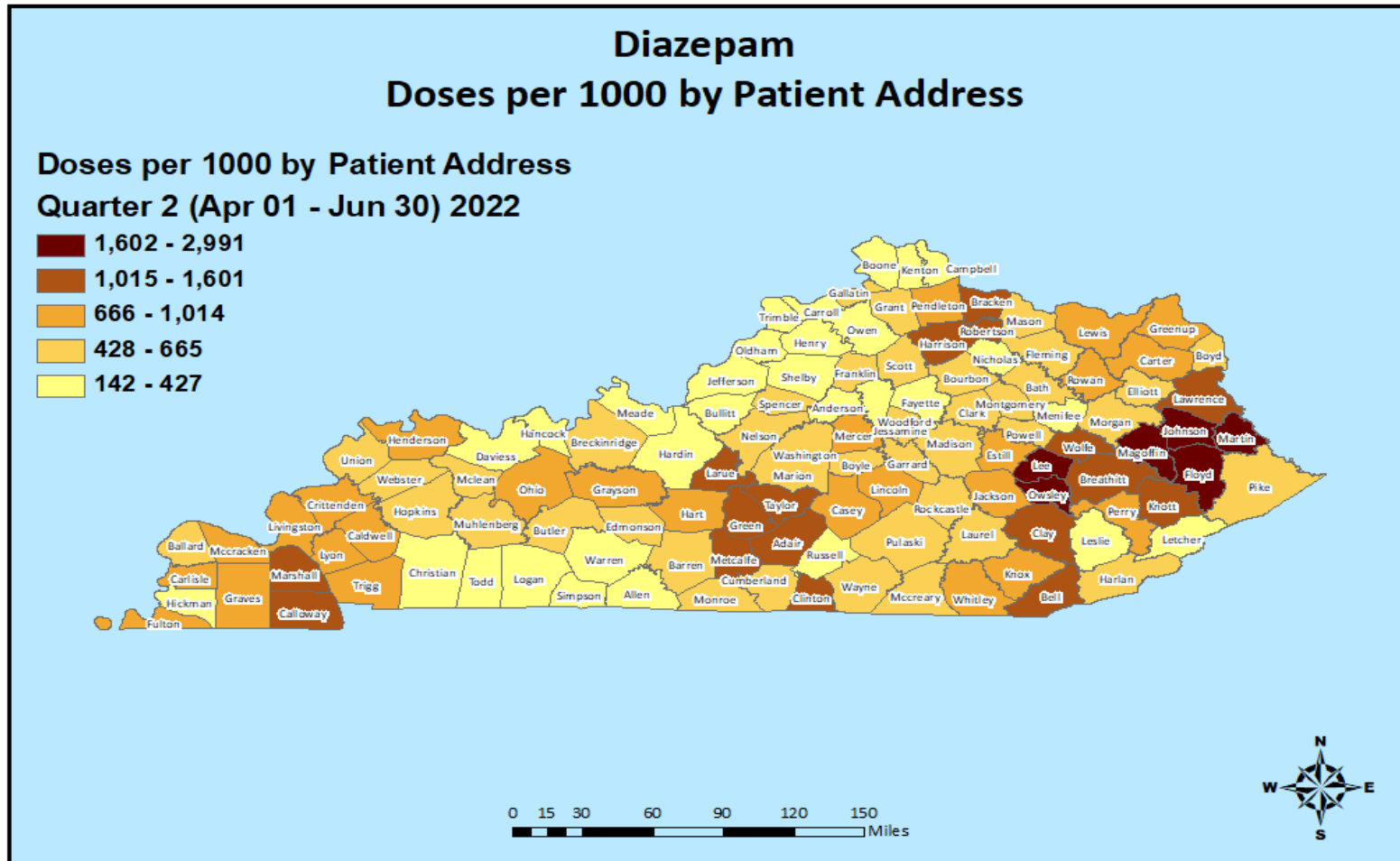
Diazepam Prescribing Q2 2022



Diazepam Prescribing Q2 2022

3 Digit Zip	Doses By Prescriber Zip-Actual Number of Diazepam Doses for Quarter 2, 2022
400	62,697
401	14,228
402	306,006
403	120,529
404	100,203
405	228,303
406	16,074
407	70,573
408	9,484
409	69,303
410	212,485
411	88,753
412	93,311
413	42,405
414	19,141
415	8,019
416	87,755
417	40,580
418	9,400
420	205,020
421	122,430
422	44,012
423	39,752
424	72,051
425	65,487
426	28,704
427	125,710
Totals	2,302,415

Diazepam Usage Q2 2022



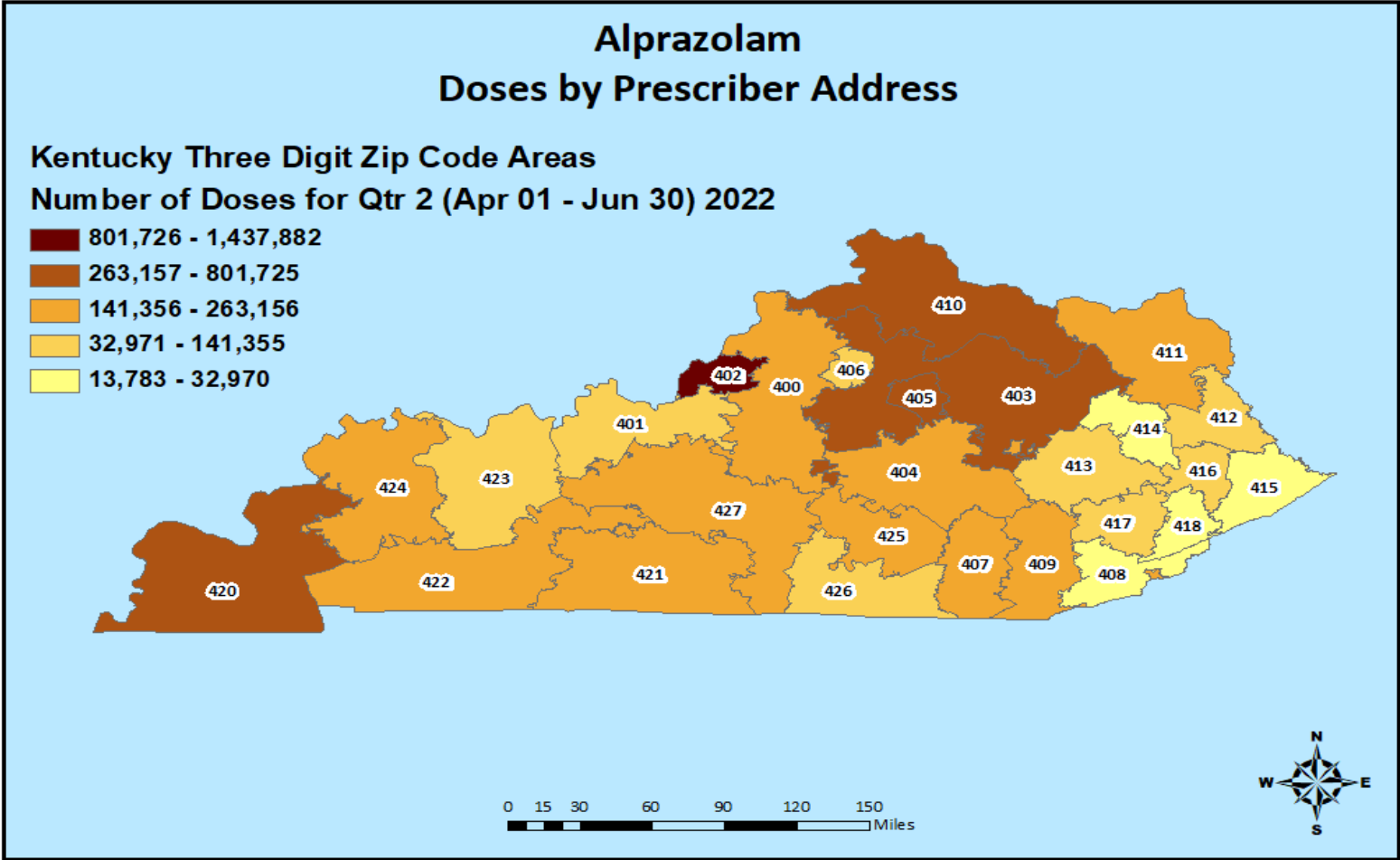
Diazepam Usage Q2 2022

Actual Number of Diazepam Doses for Quarter 2, 2022							
COUNTY	# DOSES	COUNTY	# DOSES	COUNTY	# DOSES	COUNTY	# DOSES
ADAIR	20,252	EDMONSON	7,609	KNOX	26,162	NICHOLAS	2,798
ALLEN	7,657	ELLIOTT	3,980	LARUE	22,574	OHIO	17,648
ANDERSON	8,421	ESTILL	12,610	LAUREL	28,555	OLDHAM	12,838
BALLARD	5,096	FAYETTE	104,649	LAWRENCE	20,207	OWEN	4,467
BARREN	29,251	FLEMING	8,716	LEE	13,228	OWSLEY	13,432
BATH	7,535	FLOYD	72,504	LESLIE	2,953	PENDLETON	10,065
BELL	43,254	FRANKLIN	24,009	LETCHER	8,462	PERRY	23,765
BOONE	48,866	FULTON	5,231	LEWIS	11,076	PIKE	33,381
BOURBON	9,712	GALLATIN	3,939	LINCOLN	19,054	POWELL	6,866
BOYD	24,475	GARRARD	9,056	LIVINGSTON	8,858	PULASKI	40,797
BOYLE	18,500	GRANT	12,866	LOGAN	11,205	ROBERTSON	2,484
BRACKEN	11,678	GRAVES	32,704	LYON	5,862	ROCKCASTLE	9,150
BREATHITT	15,210	GRAYSON	24,768	MADISON	41,965	ROWAN	16,902
BRECKINRIDGE	9,289	GREEN	15,134	MAGOFFIN	22,833	RUSSELL	6,728
BULLITT	20,809	GREENUP	35,443	MARION	10,526	SCOTT	28,564
BUTLER	6,756	HANCOCK	1,991	MARSHALL	38,383	SHELBY	13,831
CALDWELL	10,944	HARDIN	33,736	MARTIN	23,410	SIMPSON	5,311
CALLOWAY	42,012	HARLAN	13,822	MASON	10,486	SPENCER	9,549
CAMPBELL	39,368	HARRISON	20,856	MCCRACKEN	52,353	TAYLOR	28,184
CARLISLE	4,577	HART	14,611	MCCREARY	11,286	TODD	3,401
CARROLL	4,554	HENDERSON	39,529	MCLEAN	5,918	TRIGG	10,715
CARTER	20,630	HENRY	5,109	MEADE	3,988	TRIMBLE	1,838
CASEY	14,060	HICKMAN	1,458	MENIFEE	2,031	UNION	7,688
CHRISTIAN	26,062	HOPKINS	21,847	MERCER	16,175	WARREN	49,089
CLARK	16,880	JACKSON	9,273	METCALFE	15,144	WASHINGTON	5,488
CLAY	26,319	JEFFERSON	242,845	MONROE	5,364	WAYNE	11,365
CLINTON	10,744	JESSAMINE	23,695	MONTGOMERY	16,442	WEBSTER	8,177
CRITTENDEN	8,239	JOHNSON	59,741	MORGAN	6,855	WHITLEY	36,605
CUMBERLAND	3,319	KENTON	60,686	MUHLENBERG	14,652	WOLFE	8,399
DAVIESS	29,995	KNOTT	17,620	NELSON	23,654	WOODFORD	9,306
						TOTAL	2,422,993

Per 1000 Diazepam Usage Q2 2022

Actual Number of Diazepam Doses per 1,000 Residents for Quarter 2, 2022							
COUNTY	PER 1000	COUNTY	PER 1000	COUNTY	PER 1000	COUNTY	PER 1000
ADAIR	1,050	EDMONSON	628	KNOX	826	NICHOLAS	395
ALLEN	371	ELLIOTT	525	LARUE	1,601	OHIO	724
ANDERSON	380	ESTILL	881	LAUREL	474	OLDHAM	196
BALLARD	633	FAYETTE	329	LAWRENCE	1,274	OWEN	420
BARREN	665	FLEMING	601	LEE	2,010	OWSLEY	2,991
BATH	611	FLOYD	1,954	LESLIE	280	PENDLETON	691
BELL	1,595	FRANKLIN	475	LETCHER	372	PERRY	869
BOONE	380	FULTON	847	LEWIS	824	PIKE	551
BOURBON	485	GALLATIN	458	LINCOLN	782	POWELL	558
BOYD	508	GARRARD	524	LIVINGSTON	956	PULASKI	638
BOYLE	616	GRANT	516	LOGAN	421	ROBERTSON	1,153
BRACKEN	1,390	GRAVES	880	LYON	726	ROCKCASTLE	543
BREATHITT	1,145	GRAYSON	946	MADISON	469	ROWAN	691
BRECKINRIDGE	465	GREEN	1,368	MAGOFFIN	1,800	RUSSELL	380
BULLITT	263	GREENUP	987	MARION	548	SCOTT	529
BUTLER	526	HANCOCK	226	MARSHALL	1,224	SHELBY	298
CALDWELL	871	HARDIN	314	MARTIN	1,951	SIMPSON	294
CALLOWAY	1,093	HARLAN	509	MASON	610	SPENCER	523
CAMPBELL	427	HARRISON	1,119	MCCRACKEN	803	TAYLOR	1,110
CARLISLE	943	HART	784	MCCREARY	645	TODD	277
CARROLL	426	HENDERSON	855	MCLEAN	625	TRIGG	751
CARTER	763	HENRY	323	MEADE	142	TRIMBLE	213
CASEY	889	HICKMAN	315	MENIFEE	317	UNION	517
CHRISTIAN	360	HOPKINS	476	MERCER	753	WARREN	391
CLARK	471	JACKSON	694	METCALFE	1,512	WASHINGTON	450
CLAY	1,267	JEFFERSON	317	MONROE	507	WAYNE	556
CLINTON	1,056	JESSAMINE	453	MONTGOMERY	592	WEBSTER	614
CRITTENDEN	897	JOHNSON	2,600	MORGAN	515	WHITLEY	1,014
CUMBERLAND	493	KENTON	368	MUHLENBERG	472	WOLFE	1,173
DAVIESS	301	KNOTT	1,134	NELSON	519	WOODFORD	356

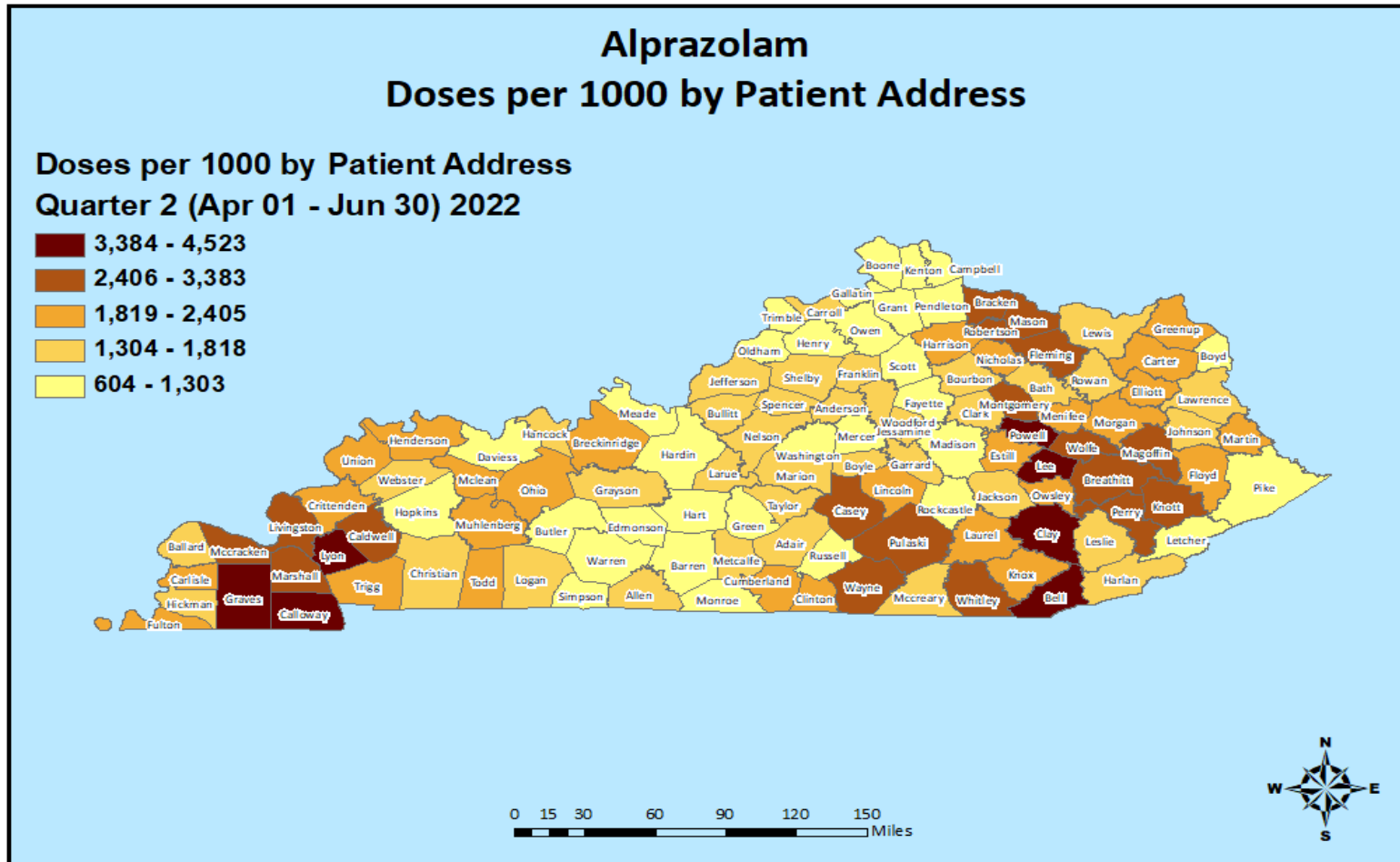
Alprazolam Prescribing Q2 2022



Alprazolam Prescribing Q2 2022

3 Digit Zip	Doses By Prescriber Zip-Actual Number of Alprazolam Doses for Quarter 2, 2022
400	257,255
401	85,379
402	1,437,882
403	398,094
404	243,264
405	801,725
406	58,975
407	235,404
408	32,965
409	165,203
410	580,931
411	183,748
412	76,165
413	68,931
414	32,970
415	13,783
416	101,065
417	141,355
418	17,530
420	696,087
421	263,156
422	187,914
423	129,305
424	185,714
425	260,332
426	81,180
427	227,308
Totals	6,963,620

Alprazolam Usage Q2 2022



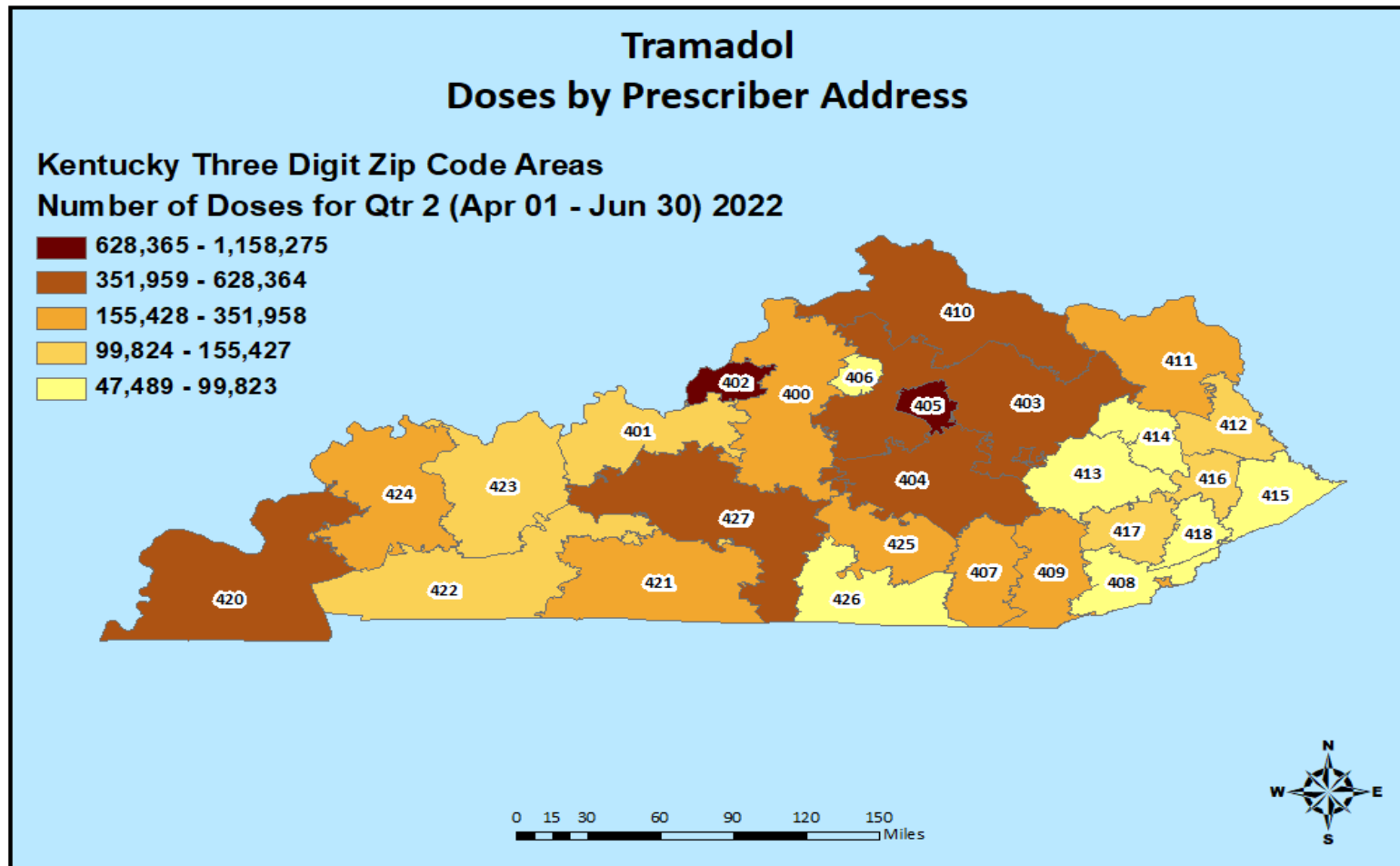
Alprazolam Usage Q2 2022

Actual Number of Alprazolam Doses for Quarter 2, 2022							
COUNTY	# DOSES	COUNTY	# DOSES	COUNTY	# DOSES	COUNTY	# DOSES
ADAIR	31,373	EDMONSON	14,225	KNOX	64,239	NICHOLAS	13,933
ALLEN	28,071	ELLIOTT	14,648	LARUE	20,470	OHIO	50,523
ANDERSON	31,064	ESTILL	31,262	LAUREL	112,442	OLDHAM	68,546
BALLARD	14,163	FAYETTE	399,017	LAWRENCE	23,023	OWEN	10,652
BARREN	50,041	FLEMING	43,667	LEE	27,933	OWSLEY	9,771
BATH	22,408	FLOYD	76,153	LESLIE	17,116	PENDLETON	17,687
BELL	108,491	FRANKLIN	80,115	LETCHER	16,024	PERRY	92,494
BOONE	126,900	FULTON	14,847	LEWIS	23,365	PIKE	67,566
BOURBON	33,225	GALLATIN	7,326	LINCOLN	57,448	POWELL	49,868
BOYD	52,299	GARRARD	28,854	LIVINGSTON	24,955	PULASKI	194,801
BOYLE	53,094	GRANT	17,135	LOGAN	39,384	ROBERTSON	5,669
BRACKEN	28,253	GRAVES	142,249	LYON	36,498	ROCKCASTLE	20,258
BREATHITT	37,822	GRAYSON	40,544	MADISON	107,450	ROWAN	36,473
BRECKINRIDGE	42,729	GREEN	12,039	MAGOFFIN	32,939	RUSSELL	10,712
BULLITT	134,115	GREENUP	85,495	MARION	27,543	SCOTT	67,838
BUTLER	14,513	HANCOCK	14,324	MARSHALL	97,635	SHELBY	68,920
CALDWELL	33,832	HARDIN	102,821	MARTIN	28,294	SIMPSON	23,047
CALLOWAY	145,647	HARLAN	46,839	MASON	52,484	SPENCER	26,500
CAMPBELL	113,441	HARRISON	42,601	MCCRACKEN	172,924	TAYLOR	43,470
CARLISLE	9,754	HART	21,964	MCCREARY	29,417	TODD	29,506
CARROLL	15,976	HENDERSON	111,230	MCLEAN	19,374	TRIGG	27,251
CARTER	56,152	HENRY	20,616	MEADE	27,034	TRIMBLE	10,112
CASEY	44,619	HICKMAN	7,086	MENIFEE	12,454	UNION	27,561
CHRISTIAN	105,729	HOPKINS	55,580	MERCER	25,136	WARREN	119,612
CLARK	64,175	JACKSON	20,120	METCALFE	13,481	WASHINGTON	11,636
CLAY	73,151	JEFFERSON	1,240,958	MONROE	12,904	WAYNE	65,352
CLINTON	21,015	JESSAMINE	72,627	MONTGOMERY	82,364	WEBSTER	23,540
CRITTENDEN	18,931	JOHNSON	39,114	MORGAN	28,530	WHITLEY	114,768
CUMBERLAND	13,015	KENTON	149,622	MUHLENBERG	61,523	WOLFE	21,221
DAVIESS	129,158	KNOTT	41,966	NELSON	70,887	WOODFORD	41,586
						TOTAL	7,384,343

Per 1000 Alprazolam Usage Q2 2022

Actual Number of Alprazolam Doses per 1,000 Residents for Quarter 2, 2022							
COUNTY	PER 1000	COUNTY	PER 1000	COUNTY	PER 1000	COUNTY	PER 1000
ADAIR	1,627	EDMONSON	1,174	KNOX	2,027	NICHOLAS	1,967
ALLEN	1,361	ELLIOTT	1,930	LARUE	1,452	OHIO	2,072
ANDERSON	1,402	ESTILL	2,185	LAUREL	1,866	OLDHAM	1,046
BALLARD	1,759	FAYETTE	1,253	LAWRENCE	1,451	OWEN	1,001
BARREN	1,137	FLEMING	3,010	LEE	4,245	OWSLEY	2,176
BATH	1,818	FLOYD	2,052	LESLIE	1,624	PENDLETON	1,215
BELL	4,001	FRANKLIN	1,585	LETCHER	704	PERRY	3,383
BOONE	987	FULTON	2,403	LEWIS	1,738	PIKE	1,116
BOURBON	1,659	GALLATIN	851	LINCOLN	2,357	POWELL	4,052
BOYD	1,087	GARRARD	1,669	LIVINGSTON	2,692	PULASKI	3,046
BOYLE	1,769	GRANT	688	LOGAN	1,481	ROBERTSON	2,631
BRACKEN	3,363	GRAVES	3,826	LYON	4,523	ROCKCASTLE	1,202
BREATHITT	2,847	GRAYSON	1,548	MADISON	1,200	ROWAN	1,492
BRECKINRIDGE	2,141	GREEN	1,089	MAGOFFIN	2,597	RUSSELL	604
BULLITT	1,694	GREENUP	2,382	MARION	1,434	SCOTT	1,257
BUTLER	1,130	HANCOCK	1,626	MARSHALL	3,113	SHELBY	1,485
CALDWELL	2,692	HARDIN	958	MARTIN	2,357	SIMPSON	1,275
CALLOWAY	3,789	HARLAN	1,724	MASON	3,053	SPENCER	1,450
CAMPBELL	1,230	HARRISON	2,285	MCCRACKEN	2,654	TAYLOR	1,712
CARLISLE	2,009	HART	1,179	MCCREARY	1,680	TODD	2,400
CARROLL	1,496	HENDERSON	2,405	MCLEAN	2,045	TRIGG	1,910
CARTER	2,076	HENRY	1,303	MEADE	961	TRIMBLE	1,173
CASEY	2,821	HICKMAN	1,531	MENIFEE	1,944	UNION	1,852
CHRISTIAN	1,461	HOPKINS	1,211	MERCER	1,170	WARREN	953
CLARK	1,792	JACKSON	1,505	METCALFE	1,346	WASHINGTON	955
CLAY	3,523	JEFFERSON	1,621	MONROE	1,219	WAYNE	3,195
CLINTON	2,065	JESSAMINE	1,387	MONTGOMERY	2,966	WEBSTER	1,768
CRITTENDEN	2,060	JOHNSON	1,702	MORGAN	2,145	WHITLEY	3,180
CUMBERLAND	1,932	KENTON	907	MUHLENBERG	1,983	WOLFE	2,964
DAVISS	1,296	KNOTT	2,700	NELSON	1,556	WOODFORD	1,592

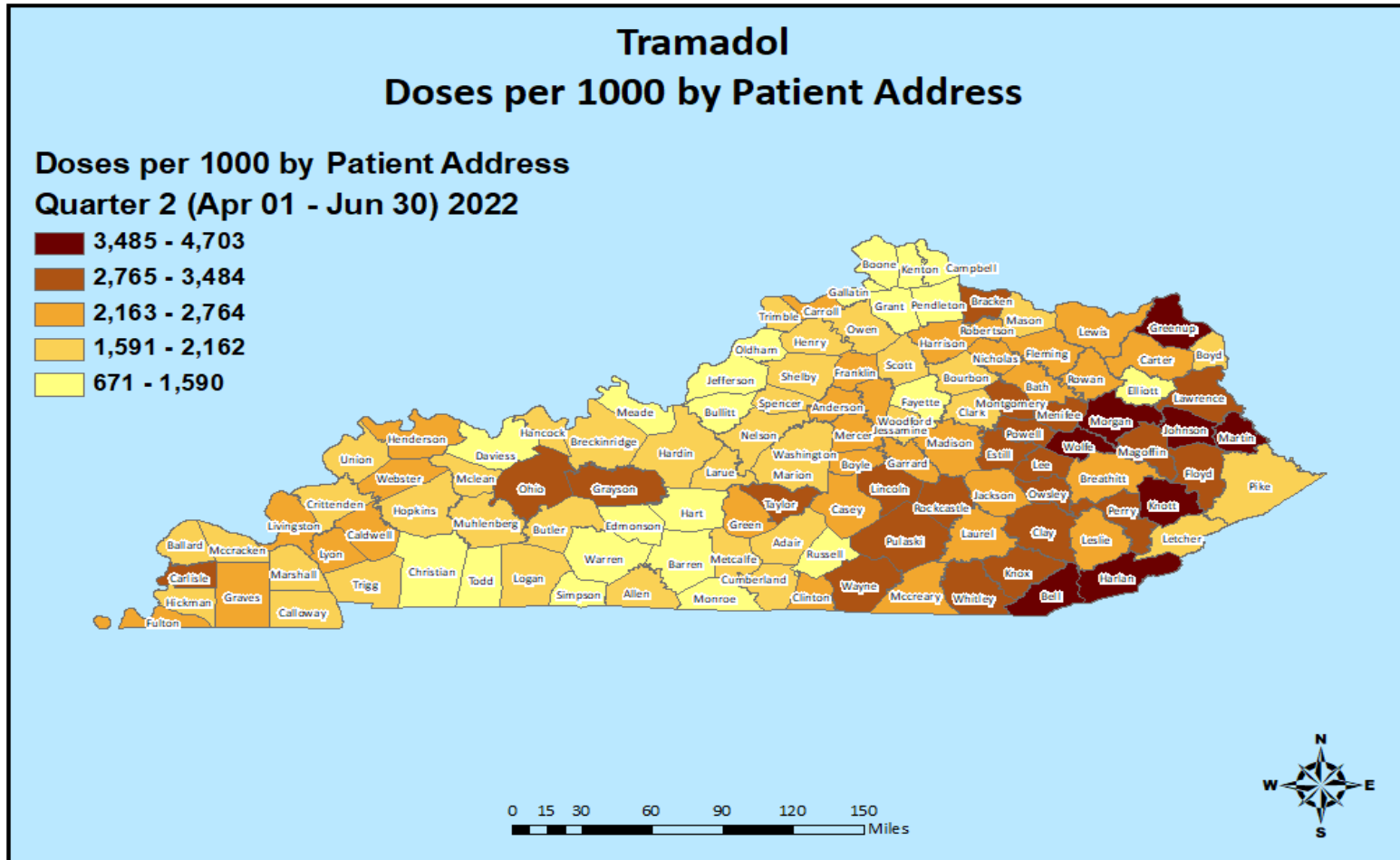
Tramadol Prescribing Q2 2022



Tramadol Prescribing Q2 2022

3 Digit Zip	Doses By Prescriber Zip-Actual Number of Tramadol Doses for Quarter 2, 2022
400	283,358
401	120,295
402	1,077,492
403	515,349
404	410,211
405	1,158,275
406	79,574
407	278,184
408	93,438
409	229,198
410	628,364
411	294,555
412	155,427
413	65,436
414	84,388
415	47,489
416	127,365
417	151,521
418	75,554
420	478,964
421	351,958
422	132,752
423	130,476
424	229,716
425	222,976
426	99,823
427	405,465
Totals	7,927,603

Tramadol Usage Q2 2022



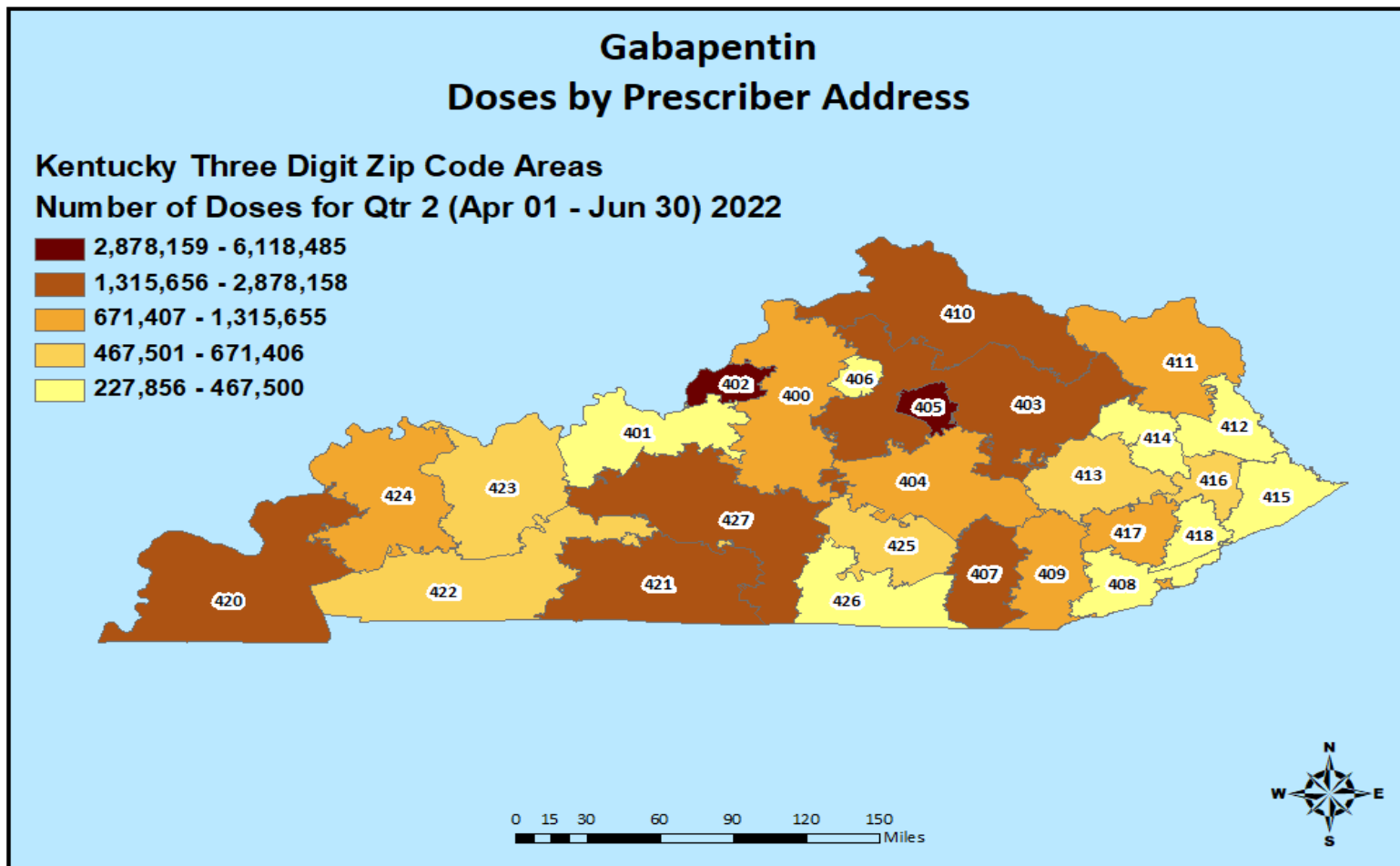
Tramadol Usage Q2 2022

Actual Number of Tramadol Doses for Quarter 2, 2022							
COUNTY	# DOSES	COUNTY	# DOSES	COUNTY	# DOSES	COUNTY	# DOSES
ADAIR	33,127	EDMONSON	16,325	KNOX	92,405	NICHOLAS	16,911
ALLEN	33,728	ELLIOTT	7,887	LARUE	30,390	OHIO	76,065
ANDERSON	59,690	ESTILL	49,842	LAUREL	156,807	OLDHAM	74,871
BALLARD	13,144	FAYETTE	479,500	LAWRENCE	51,922	OWEN	20,708
BARREN	64,916	FLEMING	36,027	LEE	21,586	OWSLEY	13,841
BATH	33,439	FLOYD	116,740	LESLIE	27,381	PENDLETON	23,145
BELL	104,294	FRANKLIN	112,592	LETCHER	48,565	PERRY	81,975
BOONE	176,409	FULTON	13,759	LEWIS	35,785	PIKE	113,484
BOURBON	40,170	GALLATIN	12,352	LINCOLN	78,855	POWELL	34,857
BOYD	78,108	GARRARD	39,296	LIVINGSTON	20,880	PULASKI	207,549
BOYLE	79,501	GRANT	33,548	LOGAN	52,813	ROBERTSON	5,087
BRACKEN	25,768	GRAVES	91,119	LYON	19,958	ROCKCASTLE	51,324
BREATHITT	29,661	GRAYSON	80,771	MADISON	207,531	ROWAN	62,076
BRECKINRIDGE	42,776	GREEN	28,699	MAGOFFIN	43,113	RUSSELL	11,886
BULLITT	119,054	GREENUP	146,364	MARION	39,902	SCOTT	114,232
BUTLER	22,435	HANCOCK	18,723	MARSHALL	64,507	SHELBY	77,813
CALDWELL	34,434	HARDIN	210,798	MARTIN	48,130	SIMPSON	26,161
CALLOWAY	80,690	HARLAN	121,129	MASON	31,435	SPENCER	35,317
CAMPBELL	100,686	HARRISON	43,556	MCCRACKEN	120,989	TAYLOR	76,835
CARLISLE	13,943	HART	27,606	MCCREARY	44,682	TODD	16,694
CARROLL	28,298	HENDERSON	103,177	MCLEAN	18,881	TRIGG	27,367
CARTER	70,040	HENRY	31,096	MEADE	38,498	TRIMBLE	17,550
CASEY	43,712	HICKMAN	9,024	MENIFEE	21,268	UNION	31,394
CHRISTIAN	74,010	HOPKINS	88,580	MERCER	56,333	WARREN	152,773
CLARK	77,316	JACKSON	34,921	METCALFE	18,366	WASHINGTON	23,164
CLAY	68,322	JEFFERSON	803,277	MONROE	14,108	WAYNE	63,340
CLINTON	23,994	JESSAMINE	113,182	MONTGOMERY	93,788	WEBSTER	30,697
CRITTENDEN	19,120	JOHNSON	85,830	MORGAN	62,541	WHITLEY	125,588
CUMBERLAND	12,001	KENTON	172,352	MUHLENBERG	64,576	WOLFE	26,147
DAVIESS	133,975	KNOTT	61,261	NELSON	84,734	WOODFORD	60,248
						TOTAL	8,335,922

Per 1000 Tramadol Usage Q2 2022

Actual Number of Tramadol Doses per 1,000 Residents for Quarter 2, 2022							
COUNTY	PER 1000	COUNTY	PER 1000	COUNTY	PER 1000	COUNTY	PER 1000
ADAIR	1,718	EDMONSON	1,348	KNOX	2,916	NICHOLAS	2,387
ALLEN	1,635	ELLIOTT	1,039	LARUE	2,156	OHIO	3,120
ANDERSON	2,694	ESTILL	3,484	LAUREL	2,603	OLDHAM	1,142
BALLARD	1,632	FAYETTE	1,506	LAWRENCE	3,273	OWEN	1,946
BARREN	1,476	FLEMING	2,483	LEE	3,281	OWSLEY	3,082
BATH	2,713	FLOYD	3,146	LESLIE	2,598	PENDLETON	1,590
BELL	3,846	FRANKLIN	2,227	LETCHER	2,133	PERRY	2,998
BOONE	1,372	FULTON	2,227	LEWIS	2,662	PIKE	1,874
BOURBON	2,005	GALLATIN	1,435	LINCOLN	3,235	POWELL	2,832
BOYD	1,623	GARRARD	2,272	LIVINGSTON	2,253	PULASKI	3,245
BOYLE	2,648	GRANT	1,346	LOGAN	1,986	ROBERTSON	2,361
BRACKEN	3,068	GRAVES	2,451	LYON	2,473	ROCKCASTLE	3,046
BREATHITT	2,233	GRAYSON	3,085	MADISON	2,318	ROWAN	2,539
BRECKINRIDGE	2,143	GREEN	2,595	MAGOFFIN	3,399	RUSSELL	671
BULLITT	1,504	GREENUP	4,078	MARION	2,078	SCOTT	2,117
BUTLER	1,747	HANCOCK	2,125	MARSHALL	2,057	SHELBY	1,677
CALDWELL	2,740	HARDIN	1,964	MARTIN	4,010	SIMPSON	1,447
CALLOWAY	2,099	HARLAN	4,459	MASON	1,829	SPENCER	1,933
CAMPBELL	1,092	HARRISON	2,336	MCCRACKEN	1,857	TAYLOR	3,025
CARLISLE	2,872	HART	1,482	MCCREARY	2,552	TODD	1,358
CARROLL	2,650	HENDERSON	2,231	MCLEAN	1,993	TRIGG	1,919
CARTER	2,590	HENRY	1,966	MEADE	1,369	TRIMBLE	2,036
CASEY	2,764	HICKMAN	1,950	MENIFEE	3,319	UNION	2,110
CHRISTIAN	1,023	HOPKINS	1,930	MERCER	2,623	WARREN	1,217
CLARK	2,159	JACKSON	2,612	METCALFE	1,833	WASHINGTON	1,900
CLAY	3,290	JEFFERSON	1,050	MONROE	1,332	WAYNE	3,097
CLINTON	2,358	JESSAMINE	2,162	MONTGOMERY	3,377	WEBSTER	2,305
CRITTENDEN	2,081	JOHNSON	3,735	MORGAN	4,703	WHITLEY	3,479
CUMBERLAND	1,781	KENTON	1,045	MUHLENBERG	2,081	WOLFE	3,652
DAVIESS	1,344	KNOTT	3,941	NELSON	1,860	WOODFORD	2,306

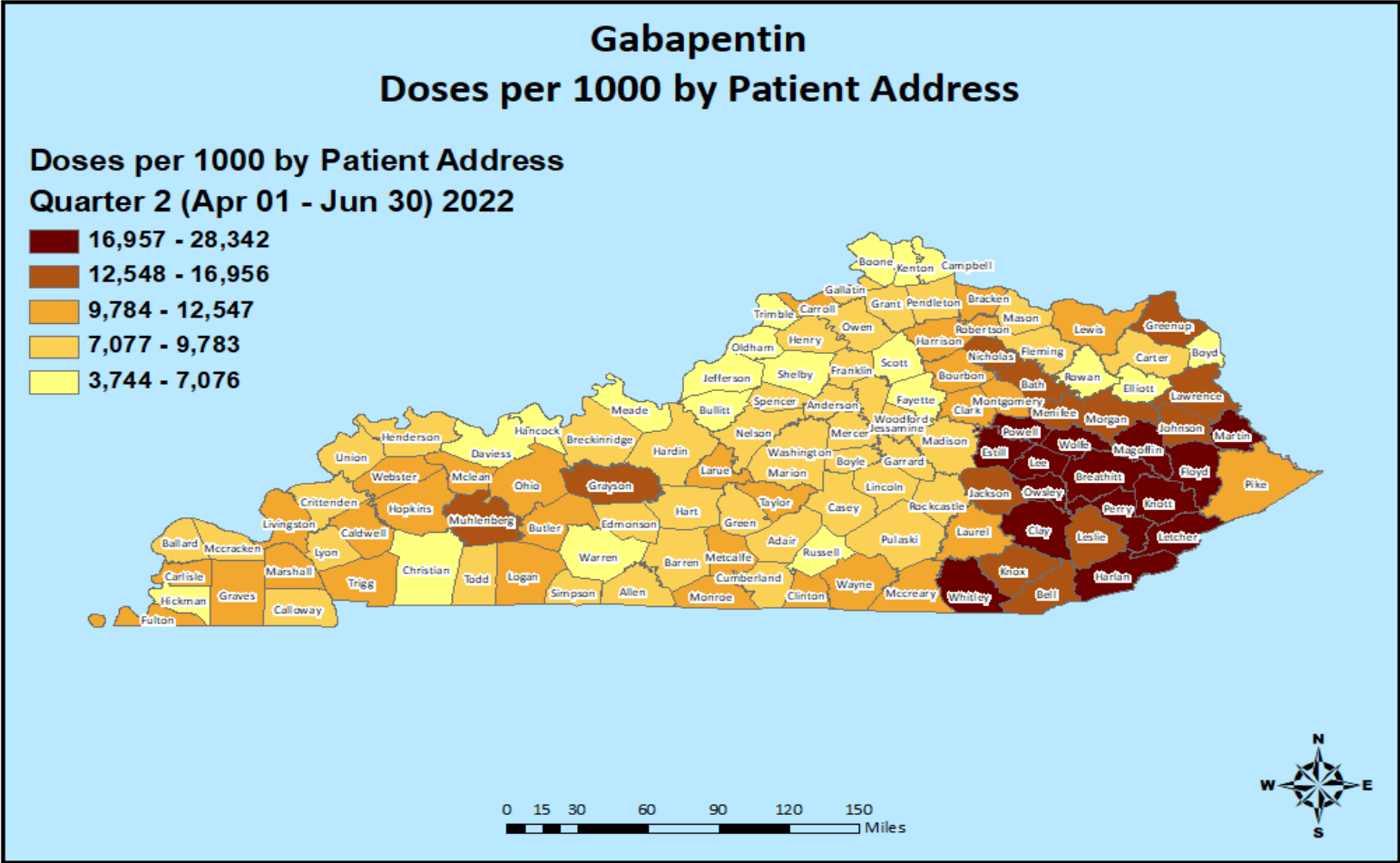
Gabapentin Prescribing Q2 2022



Gabapentin Prescribing Q2 2022

3 Digit Zip	Doses By Prescriber Zip-Actual Number of Gabapentin Doses for Quarter 2, 2022
400	1,045,766
401	402,867
402	6,118,485
403	2,193,731
404	1,315,655
405	4,864,647
406	334,936
407	1,913,309
408	338,053
409	900,043
410	2,878,158
411	1,043,253
412	467,500
413	533,943
414	280,330
415	227,856
416	613,936
417	1,122,398
418	346,975
420	2,250,230
421	2,084,656
422	671,406
423	664,768
424	959,942
425	543,723
426	355,830
427	1,848,114
Totals	36,320,510

Gabapentin Usage Q2 2022



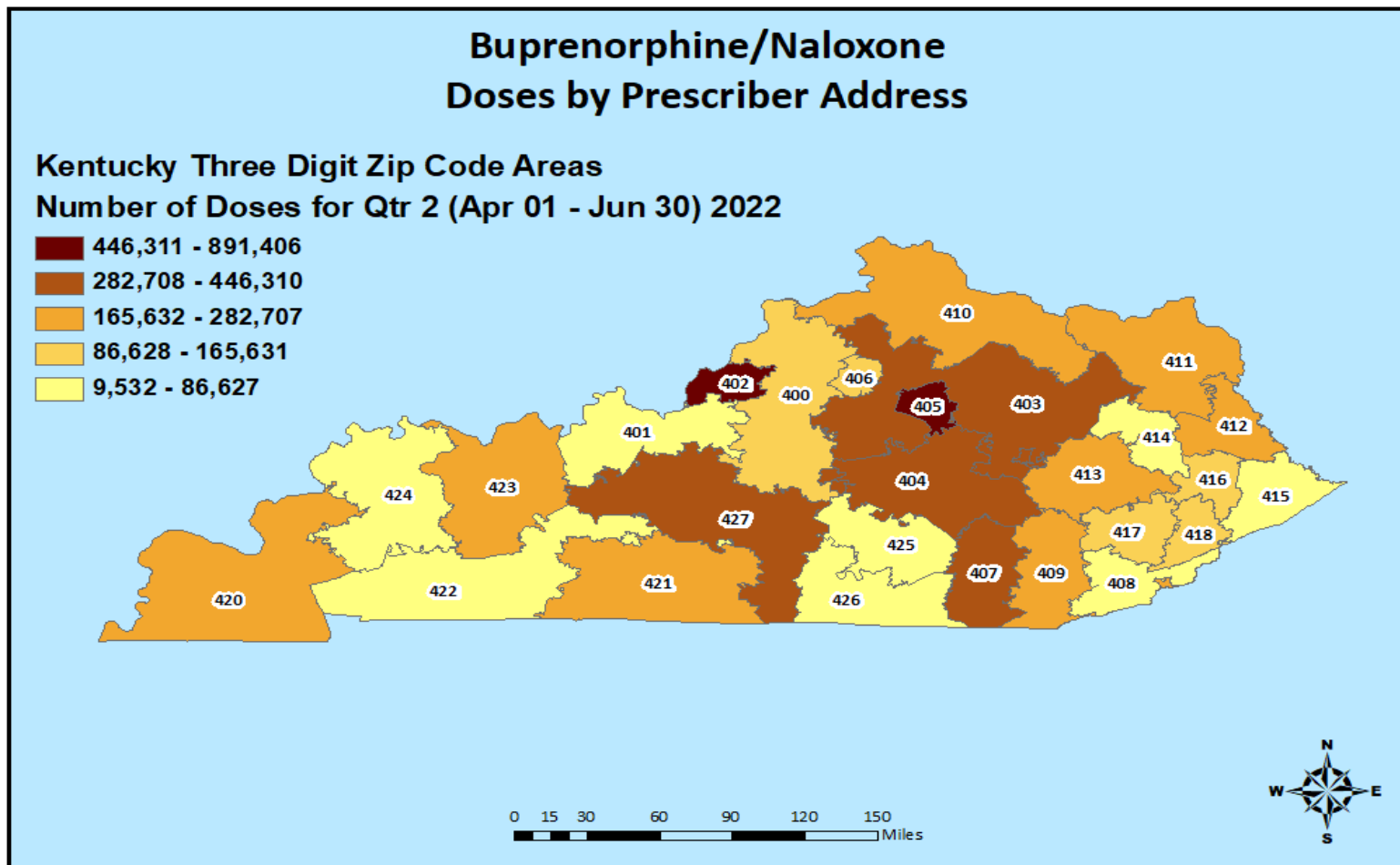
Gabapentin Usage Q2 2022

Actual Number of Gabapentin Doses for Quarter 2, 2022							
COUNTY	# DOSES	COUNTY	# DOSES	COUNTY	# DOSES	COUNTY	# DOSES
ADAIR	166,403	EDMONSON	91,827	KNOX	537,283	NICHOLAS	109,799
ALLEN	198,543	ELLIOTT	44,987	LARUE	145,471	OHIO	241,868
ANDERSON	203,181	ESTILL	257,084	LAUREL	742,752	OLDHAM	294,199
BALLARD	65,939	FAYETTE	1,708,342	LAWRENCE	207,009	OWEN	82,709
BARREN	410,342	FLEMING	137,133	LEE	134,539	OWSLEY	127,286
BATH	168,443	FLOYD	731,563	LESLIE	140,646	PENDLETON	122,775
BELL	406,092	FRANKLIN	389,820	LETCHER	459,964	PERRY	627,771
BOONE	755,322	FULTON	71,575	LEWIS	151,483	PIKE	648,277
BOURBON	226,342	GALLATIN	65,415	LINCOLN	227,667	POWELL	235,770
BOYD	280,610	GARRARD	140,502	LIVINGSTON	105,509	PULASKI	611,435
BOYLE	228,090	GRANT	199,920	LOGAN	278,349	ROBERTSON	24,869
BRACKEN	84,130	GRAVES	404,002	LYON	73,015	ROCKCASTLE	153,009
BREATHITT	239,841	GRAYSON	399,719	MADISON	803,064	ROWAN	160,740
BRECKINRIDGE	163,643	GREEN	97,056	MAGOFFIN	254,977	RUSSELL	66,359
BULLITT	538,257	GREENUP	490,023	MARION	178,832	SCOTT	360,806
BUTLER	126,644	HANCOCK	60,899	MARSHALL	319,598	SHELBY	324,969
CALDWELL	153,844	HARDIN	866,398	MARTIN	219,614	SIMPSON	147,346
CALLOWAY	317,919	HARLAN	493,325	MASON	139,302	SPENCER	164,419
CAMPBELL	555,280	HARRISON	227,994	MCCRACKEN	619,530	TAYLOR	269,305
CARLISLE	49,478	HART	159,146	MCCREARY	197,523	TODD	103,471
CARROLL	118,013	HENDERSON	391,241	MCLEAN	107,794	TRIGG	143,116
CARTER	243,441	HENRY	142,773	MEADE	162,753	TRIMBLE	54,214
CASEY	132,127	HICKMAN	32,740	MENIFEE	93,317	UNION	123,347
CHRISTIAN	453,067	HOPKINS	454,968	MERCER	199,634	WARREN	872,303
CLARK	405,374	JACKSON	210,318	METCALFE	122,263	WASHINGTON	102,087
CLAY	562,760	JEFFERSON	4,692,911	MONROE	112,264	WAYNE	204,781
CLINTON	107,074	JESSAMINE	442,239	MONTGOMERY	348,431	WEBSTER	147,367
CRITTENDEN	89,888	JOHNSON	310,081	MORGAN	173,198	WHITLEY	854,685
CUMBERLAND	64,607	KENTON	811,070	MUHLENBERG	439,401	WOLFE	128,193
DAVIESS	455,670	KNOTT	320,235	NELSON	417,018	WOODFORD	191,586
						TOTAL	38,626,731

Per 1000 Gabapentin Usage Q2 2022

Actual Number of Gabapentin Doses per 1,000 Residents for Quarter 2, 2022							
COUNTY	PER 1000	COUNTY	PER 1000	COUNTY	PER 1000	COUNTY	PER 1000
ADAIR	8,631	EDMONSON	7,580	KNOX	16,956	NICHOLAS	15,500
ALLEN	9,624	ELLIOTT	5,929	LARUE	10,320	OHIO	9,922
ANDERSON	9,170	ESTILL	17,969	LAUREL	12,328	OLDHAM	4,487
BALLARD	8,187	FAYETTE	5,365	LAWRENCE	13,050	OWEN	7,772
BARREN	9,327	FLEMING	9,453	LEE	20,447	OWSLEY	28,342
BATH	13,665	FLOYD	19,713	LESLIE	13,347	PENDLETON	8,432
BELL	14,976	FRANKLIN	7,710	LETCHER	20,198	PERRY	22,959
BOONE	5,876	FULTON	11,584	LEWIS	11,269	PIKE	10,706
BOURBON	11,300	GALLATIN	7,598	LINCOLN	9,341	POWELL	19,156
BOYD	5,830	GARRARD	8,125	LIVINGSTON	11,383	PULASKI	9,560
BOYLE	7,598	GRANT	8,022	LOGAN	10,467	ROBERTSON	11,540
BRACKEN	10,015	GRAVES	10,866	LYON	9,049	ROCKCASTLE	9,081
BREATHITT	18,055	GRAYSON	15,266	MADISON	8,968	ROWAN	6,574
BRECKINRIDGE	8,198	GREEN	8,775	MAGOFFIN	20,102	RUSSELL	3,744
BULLITT	6,800	GREENUP	13,652	MARION	9,312	SCOTT	6,685
BUTLER	9,859	HANCOCK	6,912	MARSHALL	10,190	SHELBY	7,002
CALDWELL	12,241	HARDIN	8,073	MARTIN	18,298	SIMPSON	8,148
CALLOWAY	8,271	HARLAN	18,158	MASON	8,104	SPENCER	8,997
CAMPBELL	6,022	HARRISON	12,228	MCCRACKEN	9,508	TAYLOR	10,604
CARLISLE	10,191	HART	8,544	MCCREARY	11,280	TODD	8,416
CARROLL	11,051	HENDERSON	8,459	MCLEAN	11,377	TRIGG	10,033
CARTER	9,001	HENRY	9,026	MEADE	5,787	TRIMBLE	6,289
CASEY	8,355	HICKMAN	7,076	MENIFEE	14,563	UNION	8,289
CHRISTIAN	6,262	HOPKINS	9,911	MERCER	9,295	WARREN	6,949
CLARK	11,317	JACKSON	15,733	METCALFE	12,204	WASHINGTON	8,375
CLAY	27,100	JEFFERSON	6,132	MONROE	10,603	WAYNE	10,012
CLINTON	10,521	JESSAMINE	8,447	MONTGOMERY	12,547	WEBSTER	11,067
CRITTENDEN	9,783	JOHNSON	13,495	MORGAN	13,024	WHITLEY	23,678
CUMBERLAND	9,588	KENTON	4,917	MUHLENBERG	14,161	WOLFE	17,907
DAVIESS	4,572	KNOTT	20,602	NELSON	9,153	WOODFORD	7,334

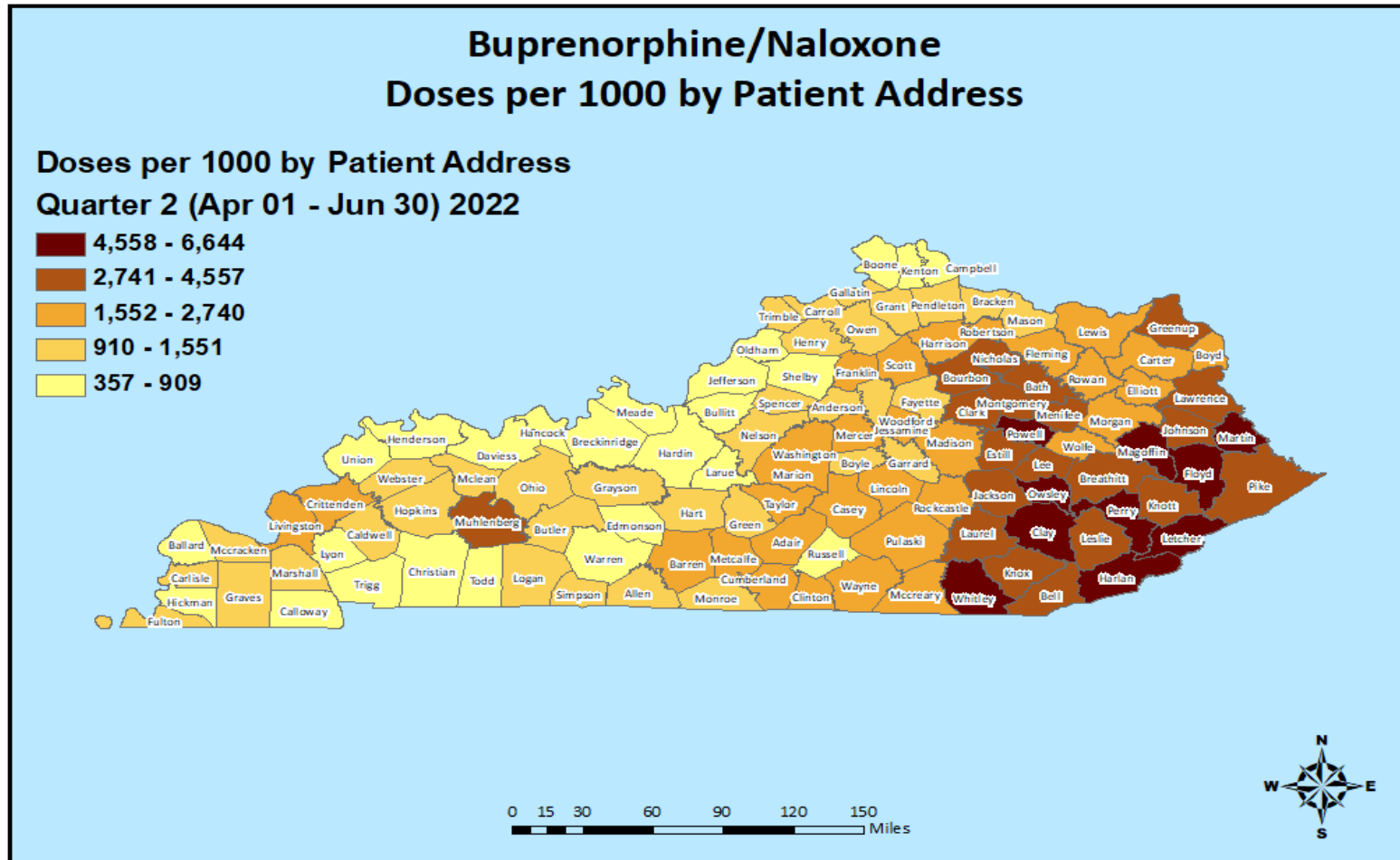
Buprenorphine/Naloxone Prescribing Q2 2022



Buprenorphine/Naloxone Prescribing Q2 2022

3 Digit Zip	Doses By Prescriber Zip-Actual Number of Buprenorphine/Naloxone Doses for Quarter 2, 2022
400	116,327
401	9,532
402	783,872
403	446,310
404	371,792
405	891,406
406	131,827
407	441,429
408	51,616
409	261,084
410	237,239
411	274,911
412	206,975
413	236,511
414	86,627
415	55,445
416	165,631
417	159,470
418	138,096
420	282,707
421	274,032
422	20,652
423	213,044
424	60,862
425	72,054
426	27,920
427	354,563
Totals	6,371,934

Buprenorphine/Naloxone Usage Q2 2022



Buprenorphine/Naloxone Usage

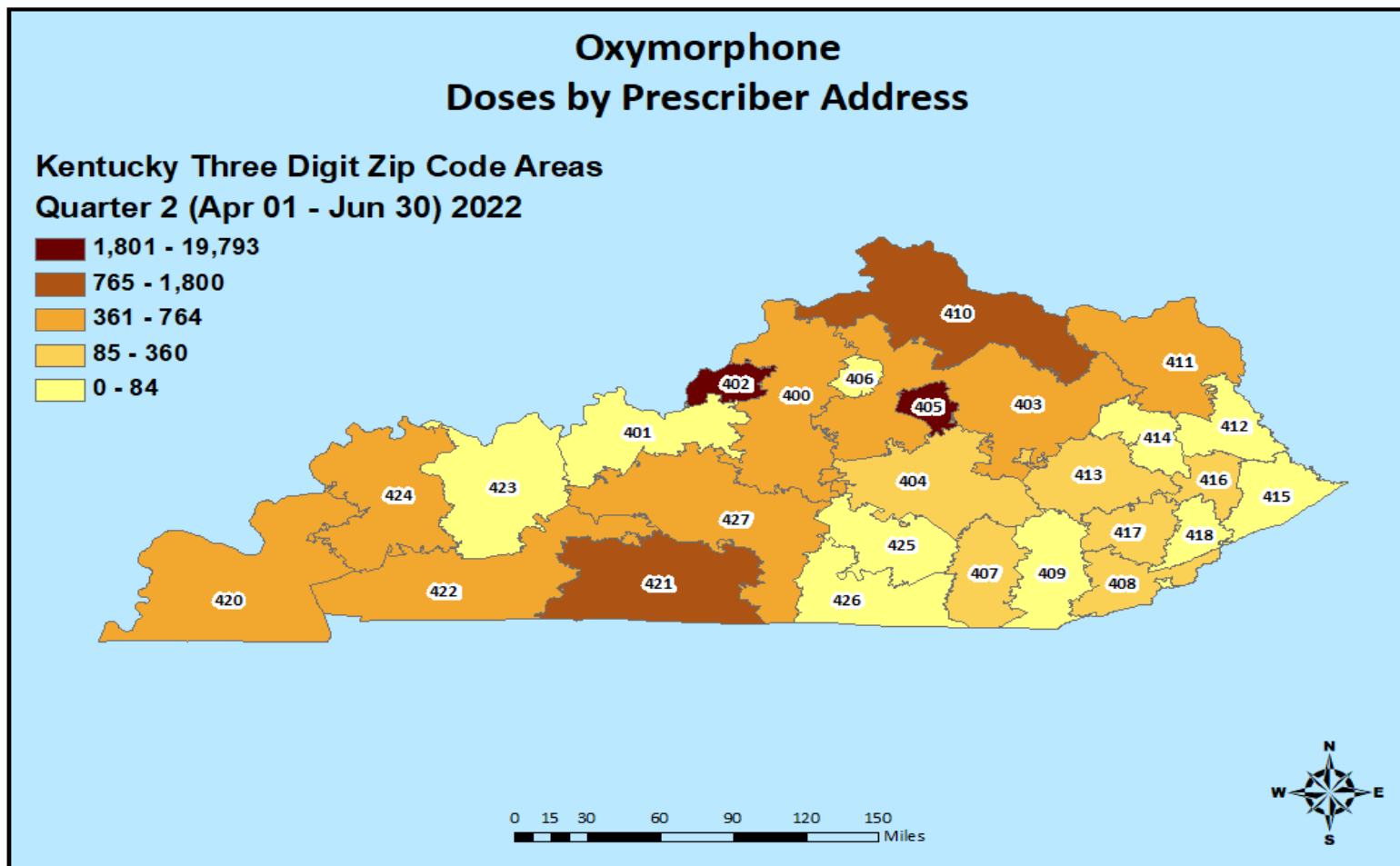
Q2 2022

Actual Number of Buprenorphine/Naloxone Doses for Quarter 2, 2022							
COUNTY	# DOSES	COUNTY	# DOSES	COUNTY	# DOSES	COUNTY	# DOSES
ADAIR	41,382	EDMONSON	10,680	KNOX	94,531	NICHOLAS	29,815
ALLEN	28,339	ELLIOTT	17,155	LARUE	10,616	OHIO	28,093
ANDERSON	33,311	ESTILL	50,506	LAUREL	186,301	OLDHAM	23,908
BALLARD	6,531	FAYETTE	323,318	LAWRENCE	66,285	OWEN	11,257
BARREN	72,499	FLEMING	24,166	LEE	29,178	OWSLEY	29,837
BATH	45,230	FLOYD	206,465	LESLIE	45,569	PENDLETON	14,788
BELL	102,006	FRANKLIN	88,186	LETCHER	133,661	PERRY	158,303
BOONE	74,322	FULTON	8,357	LEWIS	23,345	PIKE	180,210
BOURBON	60,490	GALLATIN	10,642	LINCOLN	44,850	POWELL	59,037
BOYD	93,127	GARRARD	23,754	LIVINGSTON	19,168	PULASKI	129,034
BOYLE	38,449	GRANT	26,673	LOGAN	26,978	ROBERTSON	3,743
BRACKEN	8,975	GRAVES	37,681	LYON	6,554	ROCKCASTLE	32,734
BREATHITT	60,530	GRAYSON	26,562	MADISON	161,930	ROWAN	55,617
BRECKINRIDGE	8,495	GREEN	11,745	MAGOFFIN	77,042	RUSSELL	13,170
BULLITT	71,955	GREENUP	107,328	MARION	34,116	SCOTT	95,803
BUTLER	15,174	HANCOCK	3,142	MARSHALL	41,110	SHELBY	32,485
CALDWELL	18,675	HARDIN	86,978	MARTIN	59,695	SIMPSON	23,862
CALLOWAY	25,386	HARLAN	129,790	MASON	16,319	SPENCER	17,122
CAMPBELL	58,404	HARRISON	37,217	MCCRACKEN	88,952	TAYLOR	49,515
CARLISLE	7,043	HART	26,335	MCCREARY	47,072	TODD	6,253
CARROLL	16,438	HENDERSON	41,070	MCLEAN	9,680	TRIGG	11,057
CARTER	71,064	HENRY	15,259	MEADE	13,846	TRIMBLE	8,918
CASEY	31,222	HICKMAN	2,320	MENIFEE	22,468	UNION	7,503
CHRISTIAN	38,940	HOPKINS	71,220	MERCER	35,237	WARREN	102,250
CLARK	105,629	JACKSON	38,167	METCALFE	16,377	WASHINGTON	23,338
CLAY	132,363	JEFFERSON	526,347	MONROE	16,076	WAYNE	55,508
CLINTON	19,977	JESSAMINE	113,841	MONTGOMERY	87,006	WEBSTER	16,175
CRITTENDEN	18,835	JOHNSON	90,876	MORGAN	36,441	WHITLEY	227,576
CUMBERLAND	15,796	KENTON	112,333	MUHLENBERG	97,131	WOLFE	16,909
DAVIESS	35,575	KNOTT	63,940	NELSON	49,025	WOODFORD	31,052
						TOTAL	6,779,646

Per 1000 Buprenorphine/Naloxone Usage Q2 2022

Actual Number of Buprenorphine/Naloxone Doses per 1,000 Residents for Quarter 2, 2022							
COUNTY	PER 1000	COUNTY	PER 1000	COUNTY	PER 1000	COUNTY	PER 1000
ADAIR	2,146	EDMONSON	882	KNOX	2,983	NICHOLAS	4,209
ALLEN	1,374	ELLIOTT	2,261	LARUE	753	OHIO	1,152
ANDERSON	1,503	ESTILL	3,530	LAUREL	3,092	OLDHAM	365
BALLARD	811	FAYETTE	1,015	LAWRENCE	4,179	OWEN	1,058
BARREN	1,648	FLEMING	1,666	LEE	4,434	OWSLEY	6,644
BATH	3,669	FLOYD	5,564	LESLIE	4,324	PENDLETON	1,016
BELL	3,762	FRANKLIN	1,744	LETCHER	5,869	PERRY	5,790
BOONE	578	FULTON	1,352	LEWIS	1,737	PIKE	2,976
BOURBON	3,020	GALLATIN	1,236	LINCOLN	1,840	POWELL	4,797
BOYD	1,935	GARRARD	1,374	LIVINGSTON	2,068	PULASKI	2,018
BOYLE	1,281	GRANT	1,070	LOGAN	1,014	ROBERTSON	1,737
BRACKEN	1,068	GRAVES	1,013	LYON	812	ROCKCASTLE	1,943
BREATHITT	4,557	GRAYSON	1,014	MADISON	1,808	ROWAN	2,275
BRECKINRIDGE	426	GREEN	1,062	MAGOFFIN	6,074	RUSSELL	743
BULLITT	909	GREENUP	2,990	MARION	1,776	SCOTT	1,775
BUTLER	1,181	HANCOCK	357	MARSHALL	1,311	SHELBY	700
CALDWELL	1,486	HARDIN	810	MARTIN	4,974	SIMPSON	1,320
CALLOWAY	660	HARLAN	4,777	MASON	949	SPENCER	937
CAMPBELL	633	HARRISON	1,996	MCCRACKEN	1,365	TAYLOR	1,950
CARLISLE	1,451	HART	1,414	MCCREARY	2,688	TODD	509
CARROLL	1,539	HENDERSON	888	MCLEAN	1,022	TRIGG	775
CARTER	2,628	HENRY	965	MEADE	492	TRIMBLE	1,035
CASEY	1,974	HICKMAN	501	MENIFEE	3,506	UNION	504
CHRISTIAN	538	HOPKINS	1,551	MERCER	1,641	WARREN	815
CLARK	2,949	JACKSON	2,855	METCALFE	1,635	WASHINGTON	1,915
CLAY	6,374	JEFFERSON	688	MONROE	1,518	WAYNE	2,714
CLINTON	1,963	JESSAMINE	2,174	MONTGOMERY	3,133	WEBSTER	1,215
CRITTENDEN	2,050	JOHNSON	3,955	MORGAN	2,740	WHITLEY	6,305
CUMBERLAND	2,344	KENTON	681	MUHLENBERG	3,130	WOLFE	2,362
DAVIESS	357	KNOTT	4,113	NELSON	1,076	WOODFORD	1,189

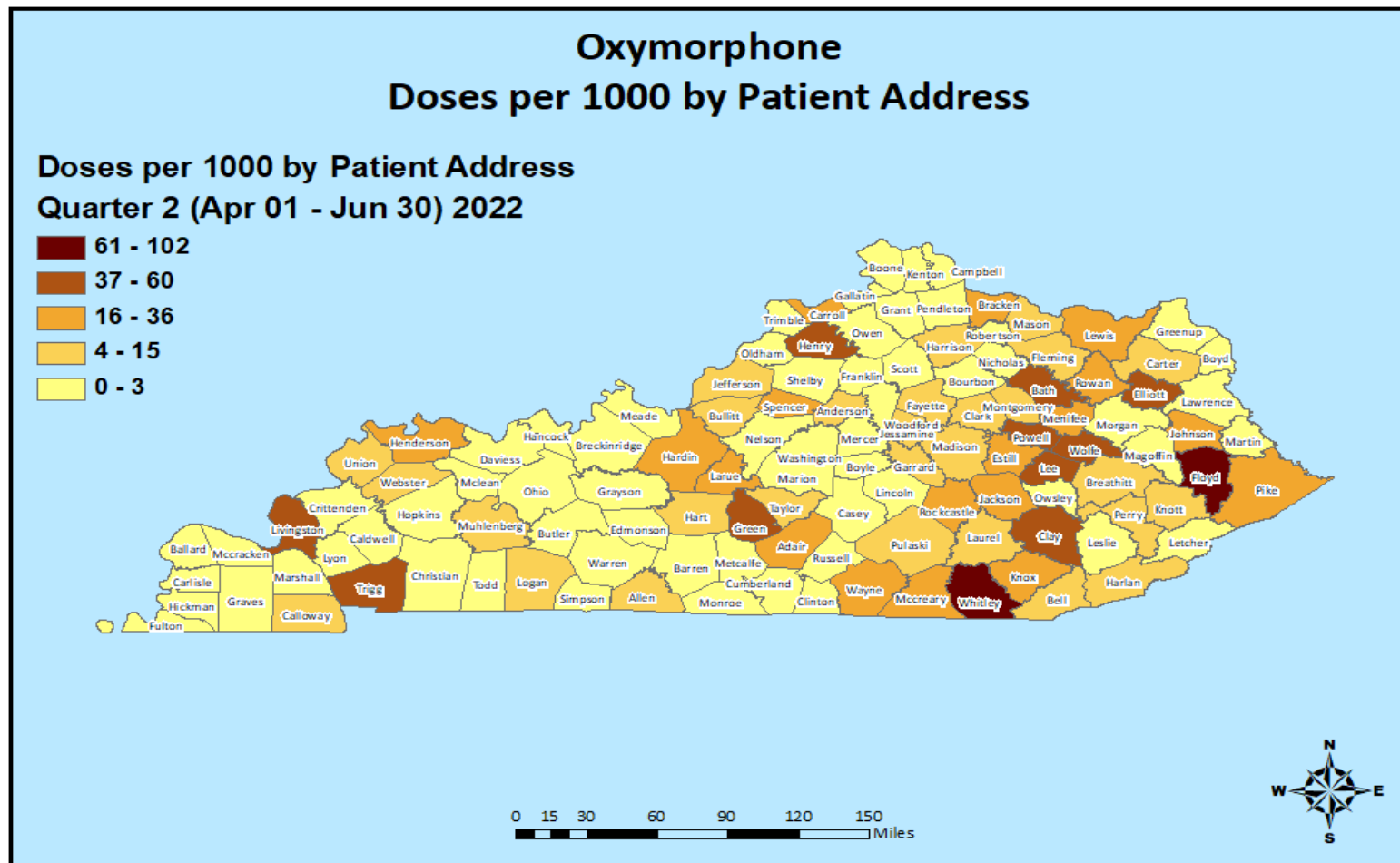
Oxymorphone Prescribing Q2 2022



Oxymorphone Prescribing Q2 2022

3 Digit Zip	Doses By Prescriber Zip-Actual Number of Oxymorphone Doses for Quarter 2, 2022
400	420
401	0
402	11,786
403	510
404	180
405	19,793
406	84
407	180
408	168
409	0
410	1,290
411	720
412	0
413	168
414	0
415	0
416	240
417	360
418	60
420	764
421	1,800
422	630
423	0
424	450
425	0
426	0
427	450
Totals	40,053

Oxymorphone Usage Q2 2022



Oxymorphone Usage

Q2 2022

Actual Number of Oxymorphone Doses for Quarter 2, 2022							
COUNTY	# DOSES	COUNTY	# DOSES	COUNTY	# DOSES	COUNTY	# DOSES
ADAIR	450	EDMONSON	0	KNOX	1,140	NICHOLAS	0
ALLEN	180	ELLIOTT	420	LARUE	450	OHIO	0
ANDERSON	120	ESTILL	300	LAUREL	549	OLDHAM	0
BALLARD	0	FAYETTE	3,254	LAWRENCE	0	OWEN	0
BARREN	0	FLEMING	180	LEE	360	OWSLEY	0
BATH	720	FLOYD	3,780	LESLIE	0	PENDLETON	0
BELL	188	FRANKLIN	120	LETCHER	0	PERRY	270
BOONE	120	FULTON	0	LEWIS	360	PIKE	1,158
BOURBON	0	GALLATIN	0	LINCOLN	60	POWELL	480
BOYD	0	GARRARD	240	LIVINGSTON	404	PULASKI	378
BOYLE	90	GRANT	0	LOGAN	180	ROBERTSON	0
BRACKEN	180	GRAVES	0	LYON	0	ROCKCASTLE	360
BREATHITT	86	GRAYSON	0	MADISON	552	ROWAN	438
BRECKINRIDGE	0	GREEN	578	MAGOFFIN	0	RUSSELL	0
BULLITT	900	GREENUP	0	MARION	0	SCOTT	60
BUTLER	0	HANCOCK	0	MARSHALL	0	SHELBY	0
CALDWELL	0	HARDIN	2,110	MARTIN	0	SIMPSON	0
CALLOWAY	360	HARLAN	228	MASON	120	SPENCER	480
CAMPBELL	180	HARRISON	180	MCCRACKEN	0	TAYLOR	270
CARLISLE	0	HART	270	MCCREARY	300	TODD	0
CARROLL	180	HENDERSON	960	MCLEAN	0	TRIGG	646
CARTER	336	HENRY	750	MEADE	0	TRIMBLE	0
CASEY	0	HICKMAN	0	MENIFEE	180	UNION	90
CHRISTIAN	180	HOPKINS	0	MERCER	0	WARREN	360
CLARK	420	JACKSON	270	METCALFE	0	WASHINGTON	0
CLAY	1,248	JEFFERSON	6,330	MONROE	0	WAYNE	504
CLINTON	0	JESSAMINE	776	MONTGOMERY	360	WEBSTER	90
CRITTENDEN	0	JOHNSON	618	MORGAN	0	WHITLEY	2,658
CUMBERLAND	0	KENTON	240	MUHLENBERG	168	WOLFE	330
DAVIES	0	KNOTT	180	NELSON	120	WOODFORD	60
						TOTAL	41,657

Per 1000 Oxymorphone Usage Q2 2022

Actual Number of Oxymorphone Doses per 1,000 Residents for Quarter 2, 2022							
COUNTY	PER 1000	COUNTY	PER 1000	COUNTY	PER 1000	COUNTY	PER 1000
ADAIR	23	EDMONSON	0	KNOX	36	NICHOLAS	0
ALLEN	9	ELLIOTT	55	LARUE	32	OHIO	0
ANDERSON	5	ESTILL	21	LAUREL	9	OLDHAM	0
BALLARD	0	FAYETTE	10	LAWRENCE	0	OWEN	0
BARREN	0	FLEMING	12	LEE	55	OWSLEY	0
BATH	58	FLOYD	102	LESLIE	0	PENDLETON	0
BELL	7	FRANKLIN	2	LETCHER	0	PERRY	10
BOONE	1	FULTON	0	LEWIS	27	PIKE	19
BOURBON	0	GALLATIN	0	LINCOLN	2	POWELL	39
BOYD	0	GARRARD	14	LIVINGSTON	44	PULASKI	6
BOYLE	3	GRANT	0	LOGAN	7	ROBERTSON	0
BRACKEN	21	GRAVES	0	LYON	0	ROCKCASTLE	21
BREATHITT	6	GRAYSON	0	MADISON	6	ROWAN	18
BRECKINRIDGE	0	GREEN	52	MAGOFFIN	0	RUSSELL	0
BULLITT	11	GREENUP	0	MARION	0	SCOTT	1
BUTLER	0	HANCOCK	0	MARSHALL	0	SHELBY	0
CALDWELL	0	HARDIN	20	MARTIN	0	SIMPSON	0
CALLOWAY	9	HARLAN	8	MASON	7	SPENCER	26
CAMPBELL	2	HARRISON	10	MCCRACKEN	0	TAYLOR	11
CARLISLE	0	HART	14	MCCREARY	17	TODD	0
CARROLL	17	HENDERSON	21	MCLEAN	0	TRIGG	45
CARTER	12	HENRY	47	MEADE	0	TRIMBLE	0
CASEY	0	HICKMAN	0	MENIFEE	28	UNION	6
CHRISTIAN	2	HOPKINS	0	MERCER	0	WARREN	3
CLARK	12	JACKSON	20	METCALFE	0	WASHINGTON	0
CLAY	60	JEFFERSON	8	MONROE	0	WAYNE	25
CLINTON	0	JESSAMINE	15	MONTGOMERY	13	WEBSTER	7
CRITTENDEN	0	JOHNSON	27	MORGAN	0	WHITLEY	74
CUMBERLAND	0	KENTON	1	MUHLENBERG	5	WOLFE	46
DAVISS	0	KNOTT	12	NELSON	3	WOODFORD	2