

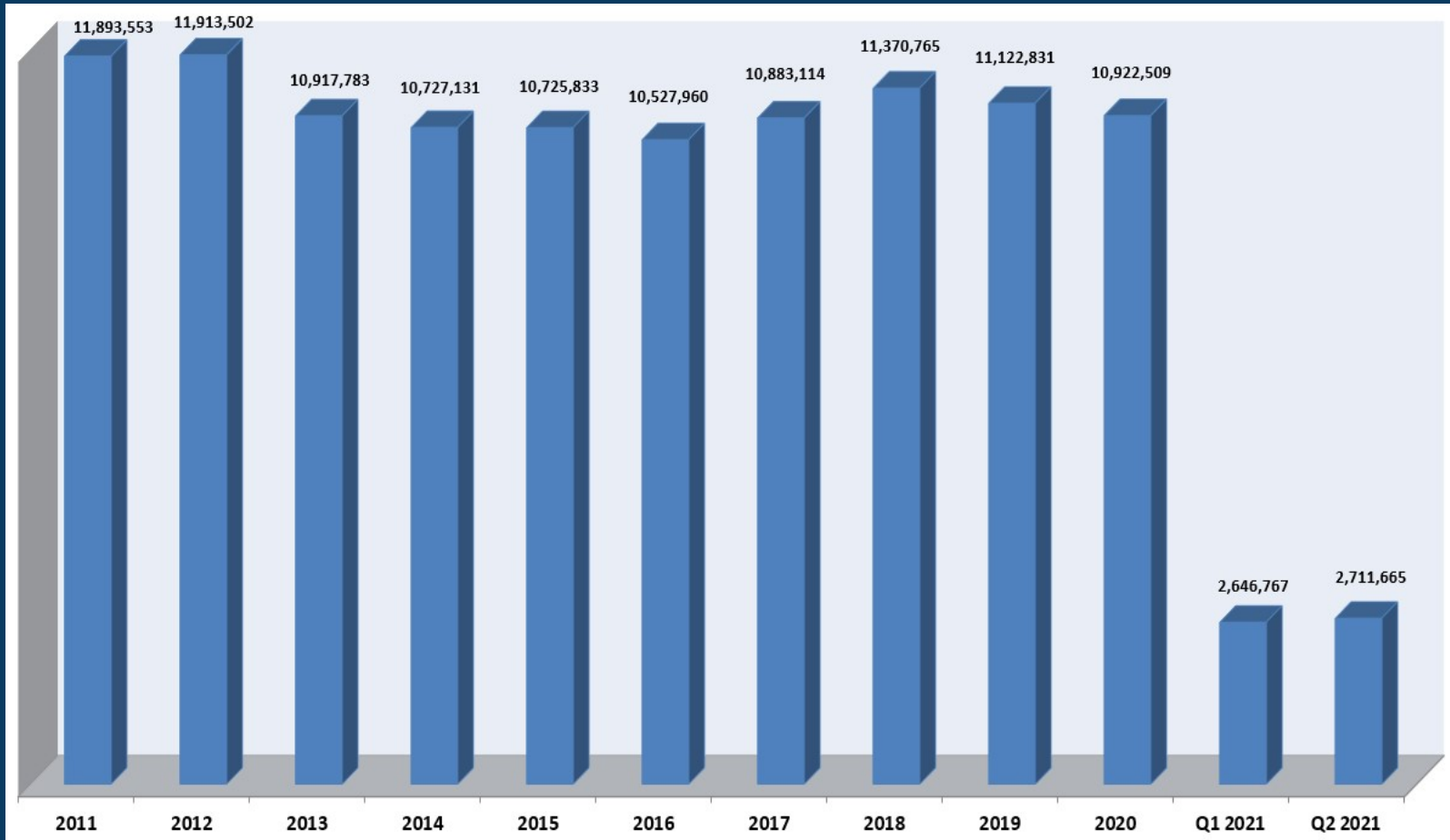
Kentucky All Schedule Prescription Electronic Reporting

Quarterly Trend Report 2nd Quarter 2021

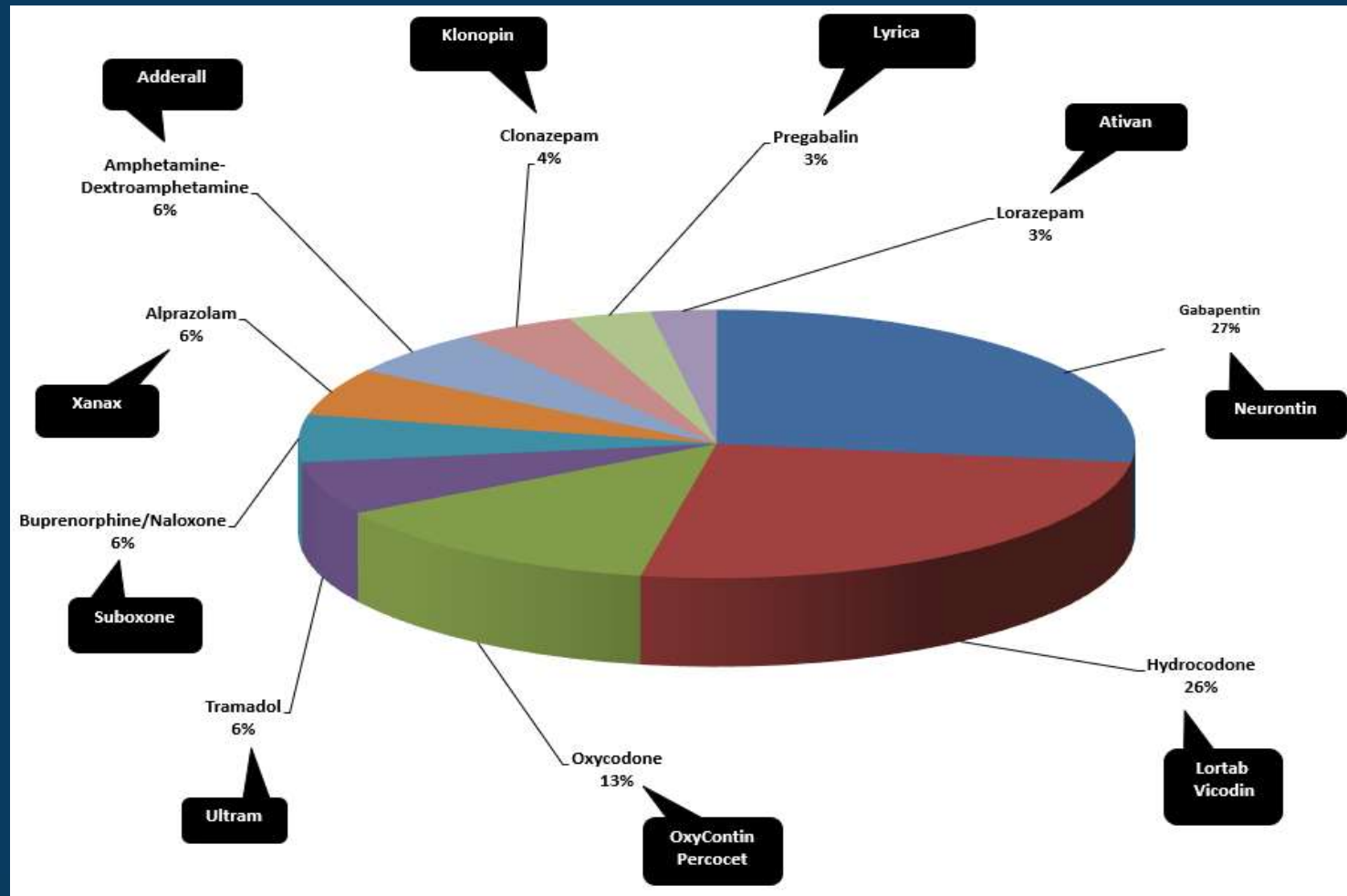
Cabinet for Health and Family Services
Office of Inspector General
275 E. Main Street
Frankfort, KY 40621



KASPER Records Added 2011 – Q2 2021



Top Prescribed Controlled Substances by Therapeutic Category by Doses – Q2 2021



CHFS


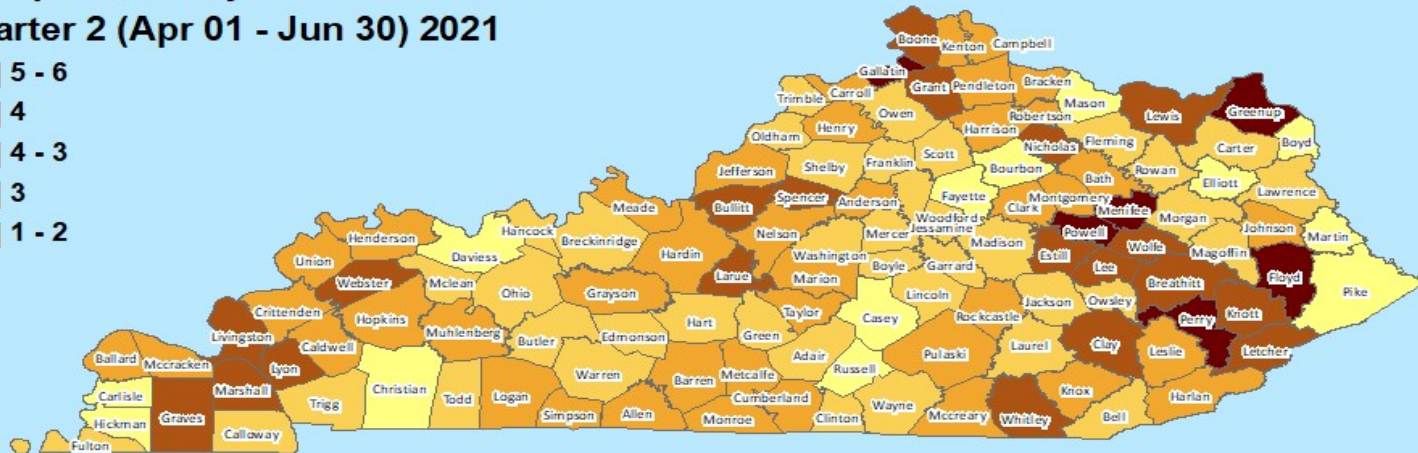

KENTUCKY
Cabinet for Health and
Family Services

TEAM
KENTUCKYTM

Opioid Morphine Equivalent Dose (MED) Data Q2 2021

**Rate of Patients Receiving Daily MED \geq 90
per 1,000 Residents by Patient Address
Patient Ages 18 - 65 (Data Excludes Buprenorphine/Naloxone)**

**Rate per 1,000 by Patient Address
Quarter 2 (Apr 01 - Jun 30) 2021**



CHFS

KENTUCKY
Cabinet for Health and
Family Services

TEAM
KENTUCKYTM

Opioid Morphine Equivalent Dose (MED) Data Q2 2021

Rate of Patients Receiving Daily Morphine Equivalent Dosage \geq 90 per 1,000 Residents for Quarter 2, 2021
Patient Ages 18 - 65 (Data Excludes Buprenorphine/Naloxone)

COUNTY	PER 1000	COUNTY	PER 1000	COUNTY	PER 1000	COUNTY	PER 1000
ADAIR	2	EDMONSON	2	KNOX	3	NICHOLAS	4
ALLEN	3	ELLIOTT	2	LARUE	4	OHIO	2
ANDERSON	3	ESTILL	3	LAUREL	2	OLDHAM	2
BALLARD	3	FAYETTE	1	LAWRENCE	2	OWEN	2
BARREN	3	FLEMING	2	LEE	4	OWSLEY	2
BATH	3	FLOYD	5	LESLIE	3	PENDLETON	3
BELL	2	FRANKLIN	2	LETCHER	4	PERRY	5
BOONE	4	FULTON	2	LEWIS	3	PIKE	2
BOURBON	1	GALLATIN	5	LINCOLN	2	POWELL	6
BOYD	2	GARRARD	2	LIVINGSTON	4	PULASKI	3
BOYLE	2	GRANT	4	LOGAN	3	ROBERTSON	3
BRACKEN	3	GRAVES	4	LYON	3	ROCKCASTLE	3
BREATHITT	3	GRAYSON	3	MADISON	3	ROWAN	2
BRECKINRIDGE	2	GREEN	2	MAGOFFIN	3	RUSSELL	1
BULLITT	4	GREENUP	6	MARION	3	SCOTT	2
BUTLER	2	HANCOCK	2	MARSHALL	4	SHELBY	2
CALDWELL	3	HARDIN	3	MARTIN	1	SIMPSON	3
CALLOWAY	2	HARLAN	3	MASON	1	SPENCER	4
CAMPBELL	3	HARRISON	3	MCCRACKEN	3	TAYLOR	3
CARLISLE	1	HART	3	MCCREARY	3	TODD	2
CARROLL	3	HENDERSON	3	MCLEAN	2	TRIGG	2
CARTER	2	HENRY	3	MEADE	3	TRIMBLE	2
CASEY	1	HICKMAN	2	MENIFEE	5	UNION	3
CHRISTIAN	1	HOPKINS	3	MERCER	2	WARREN	2
CLARK	3	JACKSON	2	METCALFE	3	WASHINGTON	2
CLAY	3	JEFFERSON	3	MONROE	3	WAYNE	2
CLINTON	2	JESSAMINE	2	MONTGOMERY	3	WEBSTER	4
CRITTENDEN	3	JOHNSON	3	MORGAN	2	WHITLEY	4
CUMBERLAND	3	KENTON	3	MUHLENBERG	3	WOLFE	4
DAVISS	1	KNOTT	4	NELSON	3	WOODFORD	2



CHFS


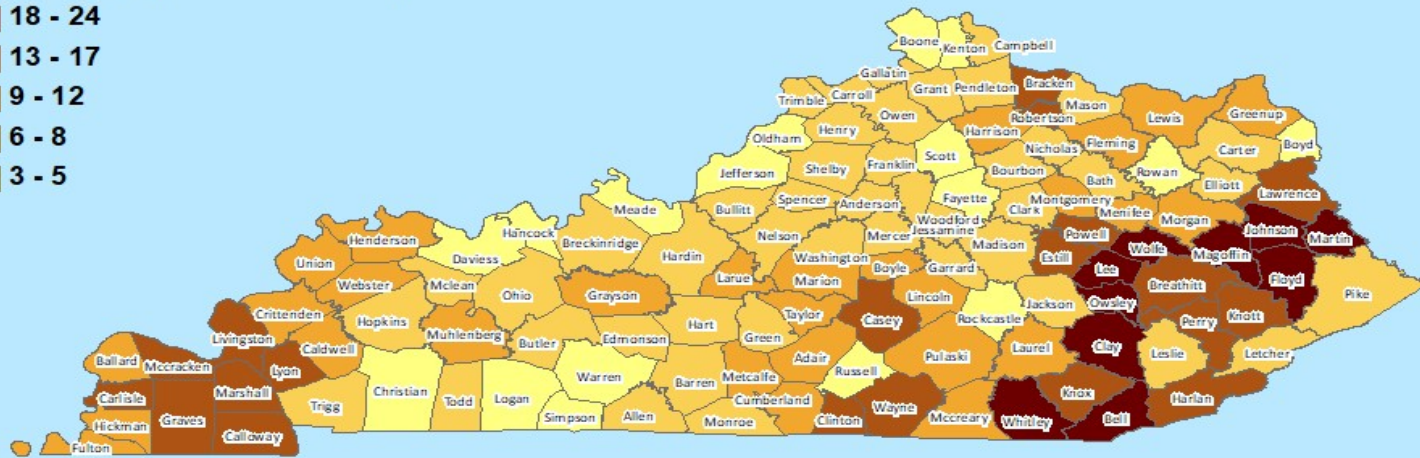
KENTUCKY
Cabinet for Health and
Family Services

TEAM
KENTUCKYTM

Patients with Seven or More Days of Overlapping Opioid and Benzodiazepine Prescriptions Q2 2021

Opioid and Benzodiazepine 7-Day Overlap by Patient Address

Rate per 1,000 of 7-Day Overlap by Patient Address
Quarter 2 (Apr 01 - Jun 30) 2021



CHFS

KENTUCKY
Cabinet for Health and
Family Services

TEAM
KENTUCKYTM

Patients with Seven or More Days of Overlapping Opioid and Benzodiazepine Prescriptions Q2 2021

Rate of Patients With at Least a 7-Day Overlap of Opioids and Benzodiazepines per 1,000 for Quarter 2, 2021							
COUNTY	PER 1000	COUNTY	PER 1000	COUNTY	PER 1000	COUNTY	PER 1000
ADAIR	10	EDMONSON	7	KNOX	13	NICHOLAS	7
ALLEN	6	ELLIOTT	6	LARUE	11	OHIO	8
ANDERSON	7	ESTILL	13	LAUREL	9	OLDHAM	3
BALLARD	11	FAYETTE	4	LAWRENCE	12	OWEN	6
BARREN	8	FLEMING	9	LEE	23	OWSLEY	24
BATH	7	FLOYD	20	LESLIE	7	PENDLETON	7
BELL	23	FRANKLIN	6	LETCHER	6	PERRY	16
BOONE	5	FULTON	11	LEWIS	8	PIKE	6
BOURBON	6	GALLATIN	6	LINCOLN	10	POWELL	16
BOYD	5	GARRARD	7	LIVINGSTON	16	PULASKI	10
BOYLE	9	GRANT	6	LOGAN	5	ROBERTSON	13
BRACKEN	13	GRAVES	14	LYON	17	ROCKCASTLE	5
BREATHITT	15	GRAYSON	8	MADISON	6	ROWAN	5
BRECKINRIDGE	7	GREEN	7	MAGOFFIN	18	RUSSELL	3
BULLITT	6	GREENUP	10	MARION	9	SCOTT	5
BUTLER	6	HANCOCK	5	MARSHALL	16	SHELBY	6
CALDWELL	12	HARDIN	6	MARTIN	18	SIMPSON	4
CALLOWAY	13	HARLAN	12	MASON	7	SPENCER	6
CAMPBELL	6	HARRISON	8	MCCRACKEN	13	TAYLOR	11
CARLISLE	13	HART	8	MCCREARY	9	TODD	6
CARROLL	6	HENDERSON	10	MCLEAN	7	TRIGG	8
CARTER	6	HENRY	6	MEADE	4	TRIMBLE	5
CASEY	12	HICKMAN	8	MENIFEE	9	UNION	10
CHRISTIAN	4	HOPKINS	6	MERCER	7	WARREN	4
CLARK	6	JACKSON	7	METCALFE	10	WASHINGTON	8
CLAY	22	JEFFERSON	5	MONROE	6	WAYNE	14
CLINTON	13	JESSAMINE	6	MONTGOMERY	9	WEBSTER	8
CRITTENDEN	11	JOHNSON	17	MORGAN	9	WHITLEY	18
CUMBERLAND	8	KENTON	4	MUHLENBERG	9	WOLFE	17
DAVISS	4	KNOTT	14	NELSON	7	WOODFORD	6



CHFS


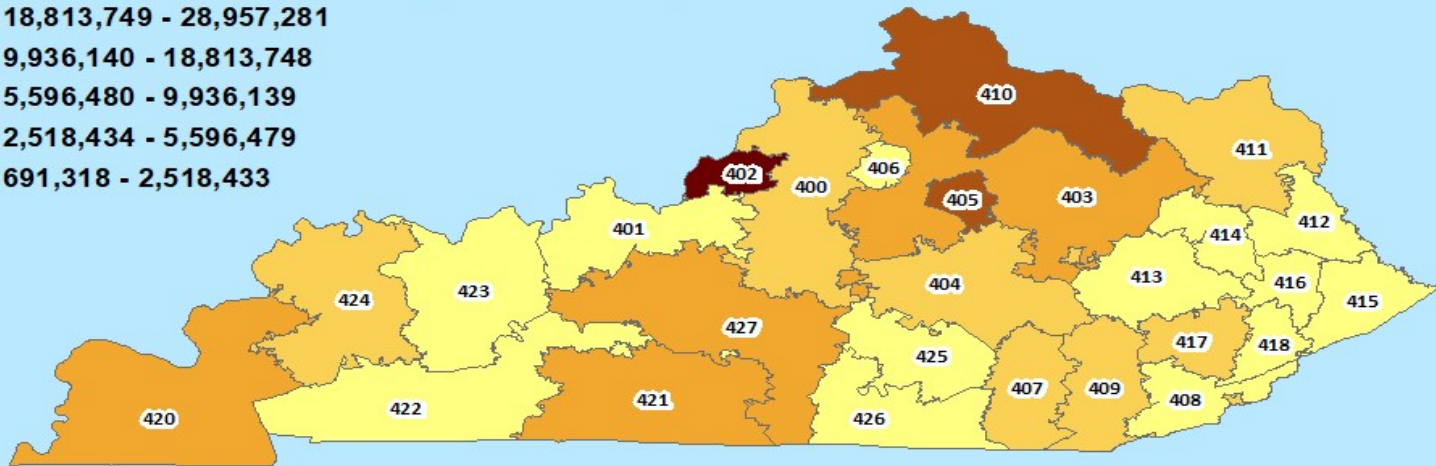
KENTUCKY
Cabinet for Health and
Family Services

TEAM
KENTUCKYTM

Controlled Substance Prescribing Q2 2021

All Controlled Substances Doses by Prescriber Address

Kentucky Three Digit Zip Code Areas
Number of Doses for Qtr 2 (Apr 1 - Jun 30) 2021



CHFS

KENTUCKY
Cabinet for Health and
Family Services

TEAM
KENTUCKYTM

Controlled Substance Prescribing Q2 2021

3 Digit Zip	Doses By Prescriber Zip-Actual Number of all Controlled Substances for Quarter 2, 2021
400	4,008,502
401	1,324,641
402	28,957,281
403	7,316,869
404	5,099,960
405	18,813,748
406	1,222,305
407	5,596,479
408	942,817
409	3,037,635
410	13,100,005
411	3,833,395
412	2,019,341
413	1,944,584
414	939,204
415	691,318
416	2,378,707
417	3,781,362
418	922,770
420	9,936,139
421	8,624,860
422	2,154,923
423	2,518,433
424	4,277,464
425	2,278,047
426	1,355,192
427	6,111,572
Totals	143,187,553



CHFS


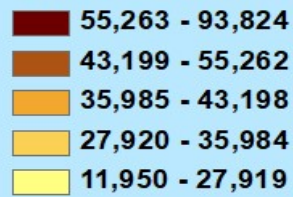
KENTUCKY
Cabinet for Health and
Family Services

TEAM
KENTUCKYTM

Controlled Substance Usage Q2 2021

All Controlled Substances Usage Dosage Rate per 1000 by Patient Address

Doses per 1000 by Patient Address
Quarter 2 (Apr 1 - Jun 30) 2021



CHFS

KENTUCKY
Cabinet for Health and
Family Services

TEAM
KENTUCKYTM

Controlled Substance Usage Q2 2021

Actual Number of All Controlled Substances Doses for Quarter 2, 2021

COUNTY	# DOSES	COUNTY	# DOSES	COUNTY	# DOSES	COUNTY	# DOSES
ADAIR	658,761	EDMONSON	361,110	KNOX	1,485,539	NICHOLAS	321,127
ALLEN	729,379	ELLIOTT	167,579	LARUE	564,513	OHIO	965,261
ANDERSON	767,073	ESTILL	845,457	LAUREL	2,377,290	OLDHAM	1,454,146
BALLARD	281,743	FAYETTE	7,114,564	LAWRENCE	724,253	OWEN	283,321
BARREN	1,468,757	FLEMING	527,857	LEE	498,447	OWSLEY	421,362
BATH	528,322	FLOYD	2,733,047	LESLIE	535,826	PENDLETON	427,971
BELL	1,571,345	FRANKLIN	1,535,560	LETCHER	1,331,494	PERRY	2,092,383
BOONE	3,346,429	FULTON	248,425	LEWIS	521,575	PIKE	2,278,568
BOURBON	739,502	GALLATIN	261,804	LINCOLN	924,822	POWELL	777,941
BOYD	1,062,903	GARRARD	530,802	LIVINGSTON	506,426	PULASKI	2,448,557
BOYLE	1,014,786	GRANT	725,836	LOGAN	950,253	ROBERTSON	88,977
BRACKEN	335,692	GRAVES	1,644,528	LYON	377,294	ROCKCASTLE	635,996
BREATHITT	790,149	GRAYSON	1,240,786	MADISON	2,990,526	ROWAN	654,924
BRECKINRIDGE	665,593	GREEN	386,268	MAGOFFIN	849,803	RUSSELL	211,782
BULLITT	2,333,144	GREENUP	1,704,903	MARION	663,245	SCOTT	1,499,771
BUTLER	450,614	HANCOCK	244,789	MARSHALL	1,446,327	SHELBY	1,399,947
CALDWELL	563,500	HARDIN	3,403,657	MARTIN	700,703	SIMPSON	555,701
CALLOWAY	1,404,910	HARLAN	1,501,351	MASON	507,461	SPENCER	650,811
CAMPBELL	2,439,015	HARRISON	738,295	MCCRACKEN	2,902,535	TAYLOR	1,034,397
CARLISLE	209,724	HART	613,924	MCCREARY	727,128	TODD	400,278
CARROLL	446,011	HENDERSON	1,938,975	MCLEAN	403,047	TRIGG	517,875
CARTER	831,810	HENRY	550,609	MEADE	642,727	TRIMBLE	245,609
CASEY	554,098	HICKMAN	138,243	MENIFEE	297,155	UNION	633,585
CHRISTIAN	1,671,807	HOPKINS	1,854,374	MERCER	757,545	WARREN	3,492,030
CLARK	1,394,983	JACKSON	604,341	METCALFE	427,688	WASHINGTON	379,648
CLAY	1,659,078	JEFFERSON	21,367,698	MONROE	405,163	WAYNE	902,568
CLINTON	451,373	JESSAMINE	1,683,930	MONTGOMERY	1,243,643	WEBSTER	660,749
CRITTENDEN	404,388	JOHNSON	1,326,050	MORGAN	565,784	WHITLEY	2,563,634
CUMBERLAND	276,623	KENTON	3,705,136	MUHLENBERG	1,598,655	WOLFE	415,921
DAVISS	2,080,867	KNOTT	1,020,843	NELSON	1,639,394	WOODFORD	772,501
						TOTAL	150,606,722



CHFS

KENTUCKY
Cabinet for Health and
Family Services

TEAM
KENTUCKY™

Per 1000 Controlled Substance Usage Q2 2021

Actual Number of All Controlled Substances Doses per 1,000 Residents for Quarter 2, 2021							
COUNTY	PER 1000	COUNTY	PER 1000	COUNTY	PER 1000	COUNTY	PER 1000
ADAIR	34,168	EDMONSON	29,809	KNOX	46,882	NICHOLAS	45,331
ALLEN	35,354	ELLIOTT	22,085	LARUE	40,048	OHIO	39,596
ANDERSON	34,618	ESTILL	59,094	LAUREL	39,457	OLDHAM	22,180
BALLARD	34,982	FAYETTE	22,341	LAWRENCE	45,657	OWEN	26,623
BARREN	33,386	FLEMING	36,386	LEE	75,752	OWSLEY	93,824
BATH	42,859	FLOYD	73,647	LESLIE	50,847	PENDLETON	29,394
BELL	57,947	FRANKLIN	30,371	LETCHER	58,468	PERRY	76,524
BOONE	26,035	FULTON	40,205	LEWIS	38,802	PIKE	37,628
BOURBON	36,920	GALLATIN	30,411	LINCOLN	37,946	POWELL	63,206
BOYD	22,083	GARRARD	30,696	LIVINGSTON	54,637	PULASKI	38,285
BOYLE	33,806	GRANT	29,123	LOGAN	35,733	ROBERTSON	41,289
BRACKEN	39,963	GRAVES	44,229	LYON	46,758	ROCKCASTLE	37,745
BREATHITT	59,481	GRAYSON	47,387	MADISON	33,396	ROWAN	26,785
BRECKINRIDGE	33,345	GREEN	34,925	MAGOFFIN	66,998	RUSSELL	11,950
BULLITT	29,477	GREENUP	47,500	MARION	34,535	SCOTT	27,788
BUTLER	35,081	HANCOCK	27,785	MARSHALL	46,113	SHELBY	30,166
CALDWELL	44,836	HARDIN	31,716	MARTIN	58,382	SIMPSON	30,731
CALLOWAY	36,551	HARLAN	55,262	MASON	29,521	SPENCER	35,614
CAMPBELL	26,450	HARRISON	39,595	MCCRACKEN	44,543	TAYLOR	40,729
CARLISLE	43,198	HART	32,959	MCCREARY	41,524	TODD	32,556
CARROLL	41,765	HENDERSON	41,921	MCLEAN	42,538	TRIGG	36,306
CARTER	30,755	HENRY	34,809	MEADE	22,852	TRIMBLE	28,493
CASEY	35,036	HICKMAN	29,877	MENIFEE	46,373	UNION	42,580
CHRISTIAN	23,107	HOPKINS	40,397	MERCER	35,272	WARREN	27,818
CLARK	38,945	JACKSON	45,208	METCALFE	42,692	WASHINGTON	31,147
CLAY	79,894	JEFFERSON	27,919	MONROE	38,266	WAYNE	44,129
CLINTON	44,352	JESSAMINE	32,162	MONTGOMERY	44,782	WEBSTER	49,621
CRITTENDEN	44,013	JOHNSON	57,710	MORGAN	42,547	WHITLEY	71,023
CUMBERLAND	41,054	KENTON	22,463	MUHLENBERG	51,523	WOLFE	58,098
DAVISS	20,877	KNOTT	65,674	NELSON	35,984	WOODFORD	29,571



CHFS

KENTUCKY
Cabinet for Health and
Family Services


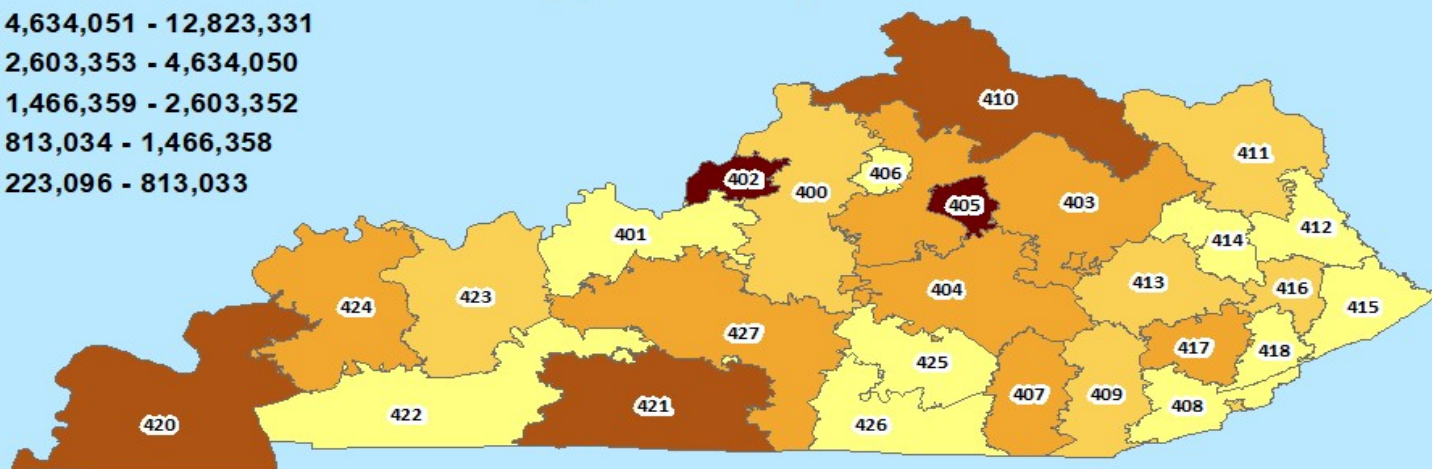
TEAM
KENTUCKYTM

Opioid Prescribing Q2 2021

All Opioid Controlled Substances Doses by Prescriber Address

Kentucky Three Digit Zip Code Areas

Number of Opioid Doses for Qtr 2 (Apr 1 - Jun 30) 2021



CHFS

KENTUCKY
Cabinet for Health and
Family Services

TEAM
KENTUCKYTM

Opioid Prescribing Q2 2021

3 Digit Zip	Doses By Prescriber Zip-Actual Number of All Opioids for Quarter 2, 2021
400	1,324,833
401	437,334
402	12,823,331
403	2,603,352
404	2,152,901
405	8,261,704
406	646,276
407	2,521,133
408	437,612
409	1,466,358
410	4,634,050
411	1,387,955
412	813,033
413	1,012,333
414	443,754
415	223,096
416	1,029,307
417	1,964,713
418	415,946
420	4,345,517
421	4,109,262
422	698,742
423	1,032,136
424	1,857,876
425	764,701
426	633,772
427	2,550,394
Totals	60,591,421



CHFS


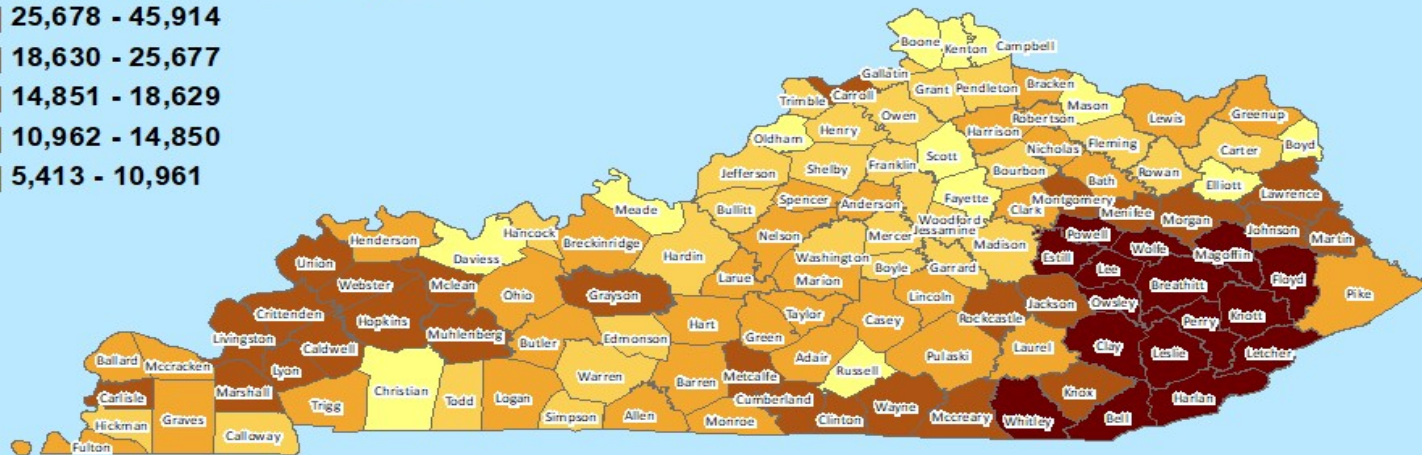

KENTUCKY
Cabinet for Health and
Family Services

TEAM
KENTUCKYTM

Opioid Usage Q2 2021

All Opioid Controlled Substances Usage Dosage Rate per 1000 by Patient Address

Doses per 1000 by Patient Address
Quarter 2 (Apr 1 - Jun 30) 2021



CHFS

KENTUCKY
Cabinet for Health and
Family Services

TEAM
KENTUCKYTM

Opioid Usage Q2 2021

Actual Number of All Opioid Doses for Quarter 2, 2021							
COUNTY	# DOSES	COUNTY	# DOSES	COUNTY	# DOSES	COUNTY	# DOSES
ADAIR	307,331	EDMONSON	172,535	KNOX	660,726	NICHOLAS	131,401
ALLEN	354,892	ELLIOTT	70,042	LARUE	241,212	OHIO	454,119
ANDERSON	336,431	ESTILL	402,693	LAUREL	1,047,565	OLDHAM	501,160
BALLARD	134,040	FAYETTE	2,389,566	LAWRENCE	314,123	OWEN	119,869
BARREN	658,858	FLEMING	202,746	LEE	232,692	OWSLEY	206,199
BATH	227,751	FLOYD	1,314,745	LESLIE	300,049	PENDLETON	179,738
BELL	781,114	FRANKLIN	645,699	LETCHER	623,347	PERRY	1,008,832
BOONE	1,218,812	FULTON	115,109	LEWIS	219,689	PIKE	1,028,862
BOURBON	297,438	GALLATIN	121,597	LINCOLN	409,417	POWELL	366,330
BOYD	399,905	GARRARD	225,954	LIVINGSTON	236,622	PULASKI	1,020,849
BOYLE	414,557	GRANT	315,328	LOGAN	426,023	ROBERTSON	32,364
BRACKEN	134,002	GRAVES	677,411	LYON	169,478	ROCKCASTLE	342,629
BREATHITT	379,279	GRAYSON	540,616	MADISON	1,280,191	ROWAN	283,695
BRECKINRIDGE	303,859	GREEN	176,689	MAGOFFIN	391,674	RUSSELL	95,937
BULLITT	1,046,370	GREENUP	630,662	MARION	297,976	SCOTT	591,570
BUTLER	214,008	HANCOCK	109,117	MARSHALL	599,818	SHELBY	572,014
CALDWELL	238,530	HARDIN	1,434,803	MARTIN	267,362	SIMPSON	260,504
CALLOWAY	536,657	HARLAN	748,478	MASON	165,154	SPENCER	277,819
CAMPBELL	926,119	HARRISON	282,159	MCCRACKEN	1,200,167	TAYLOR	469,084
CARLISLE	92,291	HART	286,957	MCCREARY	353,357	TODD	173,429
CARROLL	209,507	HENDERSON	822,578	MCLEAN	192,180	TRIGG	218,287
CARTER	349,363	HENRY	234,548	MEADE	291,370	TRIMBLE	120,595
CASEY	247,322	HICKMAN	59,501	MENIFEE	141,708	UNION	296,984
CHRISTIAN	698,583	HOPKINS	908,543	MERCER	308,493	WARREN	1,500,972
CLARK	573,164	JACKSON	271,957	METCALFE	196,529	WASHINGTON	169,493
CLAY	797,814	JEFFERSON	8,985,119	MONROE	182,003	WAYNE	462,462
CLINTON	227,612	JESSAMINE	659,061	MONTGOMERY	527,317	WEBSTER	315,992
CRITTENDEN	204,090	JOHNSON	590,003	MORGAN	261,817	WHITLEY	1,117,876
CUMBERLAND	140,127	KENTON	1,376,875	MUHLENBERG	775,195	WOLFE	196,369
DAVISS	883,049	KNOTT	505,663	NELSON	715,177	WOODFORD	298,961
						TOTAL	64,452,455



CHFS

KENTUCKY
Cabinet for Health and
Family Services

TEAM
KENTUCKYTM

Per 1000 Opioid Usage Q2 2021

Actual Number of All Opioid Doses per 1,000 Residents for Quarter 2, 2021							
COUNTY	PER 1000	COUNTY	PER 1000	COUNTY	PER 1000	COUNTY	PER 1000
ADAIR	15,940	EDMONSON	14,243	KNOX	20,852	NICHOLAS	18,549
ALLEN	17,202	ELLIOTT	9,231	LARUE	17,112	OHIO	18,628
ANDERSON	15,183	ESTILL	28,147	LAUREL	17,387	OLDHAM	7,644
BALLARD	16,643	FAYETTE	7,504	LAWRENCE	19,802	OWEN	11,264
BARREN	14,976	FLEMING	13,976	LEE	35,364	OWSLEY	45,914
BATH	18,476	FLOYD	35,428	LESLIE	28,473	PENDLETON	12,345
BELL	28,805	FRANKLIN	12,771	LETCHER	27,372	PERRY	36,895
BOONE	9,482	FULTON	18,629	LEWIS	16,343	PIKE	16,991
BOURBON	14,850	GALLATIN	14,124	LINCOLN	16,799	POWELL	29,764
BOYD	8,309	GARRARD	13,067	LIVINGSTON	25,528	PULASKI	15,962
BOYLE	13,810	GRANT	12,652	LOGAN	16,020	ROBERTSON	15,018
BRACKEN	15,953	GRAVES	18,219	LYON	21,004	ROCKCASTLE	20,334
BREATHITT	28,552	GRAYSON	20,647	MADISON	14,296	ROWAN	11,603
BRECKINRIDGE	15,223	GREEN	15,975	MAGOFFIN	30,879	RUSSELL	5,413
BULLITT	13,220	GREENUP	17,571	MARION	15,516	SCOTT	10,961
BUTLER	16,661	HANCOCK	12,386	MARSHALL	19,124	SHELBY	12,326
CALDWELL	18,979	HARDIN	13,370	MARTIN	22,276	SIMPSON	14,406
CALLOWAY	13,962	HARLAN	27,550	MASON	9,608	SPENCER	15,203
CAMPBELL	10,043	HARRISON	15,132	MCCRACKEN	18,418	TAYLOR	18,470
CARLISLE	19,009	HART	15,405	MCCREARY	20,179	TODD	14,106
CARROLL	19,619	HENDERSON	17,784	MCLEAN	20,283	TRIGG	15,303
CARTER	12,917	HENRY	14,828	MEADE	10,359	TRIMBLE	13,990
CASEY	15,638	HICKMAN	12,860	MENIFEE	22,114	UNION	19,959
CHRISTIAN	9,655	HOPKINS	19,792	MERCER	14,364	WARREN	11,957
CLARK	16,002	JACKSON	20,344	METCALFE	19,618	WASHINGTON	13,905
CLAY	38,419	JEFFERSON	11,740	MONROE	17,190	WAYNE	22,611
CLINTON	22,365	JESSAMINE	12,588	MONTGOMERY	18,988	WEBSTER	23,730
CRITTENDEN	22,213	JOHNSON	25,677	MORGAN	19,688	WHITLEY	30,970
CUMBERLAND	20,797	KENTON	8,347	MUHLENBERG	24,984	WOLFE	27,430
DAVISS	8,859	KNOTT	32,531	NELSON	15,698	WOODFORD	11,444



CHFS

KENTUCKY
Cabinet for Health and
Family Services

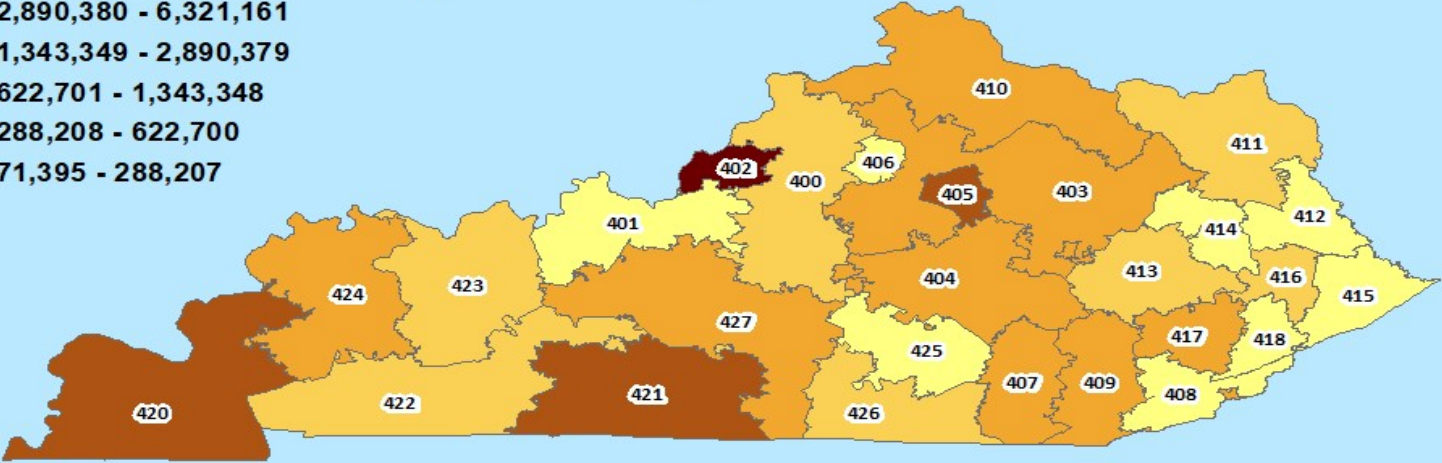
TEAM
KENTUCKYTM

Hydrocodone Prescribing Q2 2021

Hydrocodone Doses by Prescriber Address

Kentucky Three Digit Zip Code Areas
Number of Doses for Qtr 2 (Apr 01 - Jun 30) 2021

- 2,890,380 - 6,321,161
- 1,343,349 - 2,890,379
- 622,701 - 1,343,348
- 288,208 - 622,700
- 71,395 - 288,207



0 15 30 60 90 120 150 Miles



CHFS

KENTUCKY
Cabinet for Health and
Family Services

TEAM
KENTUCKYTM

Hydrocodone Prescribing Q2 2021

3 Digit Zip	Doses By Prescriber Zip-Actual Number of all Hydrocodone Doses for Quarter 2, 2021
400	622,700
401	211,977
402	6,321,161
403	971,947
404	950,700
405	2,890,379
406	278,856
407	1,262,265
408	203,319
409	840,899
410	1,343,348
411	493,398
412	288,207
413	484,077
414	228,191
415	71,395
416	487,669
417	1,212,276
418	105,635
420	2,166,424
421	2,308,219
422	413,987
423	532,044
424	985,045
425	287,523
426	364,801
427	1,189,147
Totals	27,515,589



CHFS

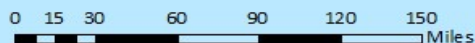
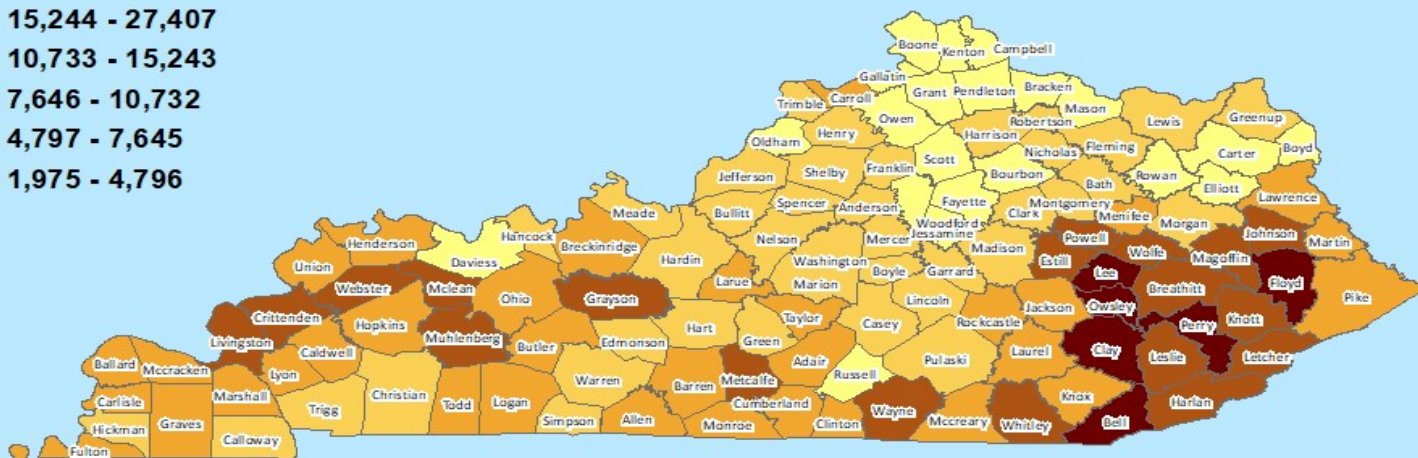

KENTUCKY
Cabinet for Health and
Family Services

TEAM
KENTUCKYTM

Hydrocodone Usage Q2 2021

Hydrocodone Doses per 1000 by Patient Address

Doses per 1000 by Patient Address
Quarter 2 (Apr 01 - Jun 30) 2021



CHFS

KENTUCKY
Cabinet for Health and
Family Services

TEAM
KENTUCKYTM

Hydrocodone Usage Q2 2021

Actual Number of Hydrocodone Doses for Quarter 2, 2021							
COUNTY	# DOSES	COUNTY	# DOSES	COUNTY	# DOSES	COUNTY	# DOSES
ADAIR	166,188	EDMONSON	88,349	KNOX	327,321	NICHOLAS	44,467
ALLEN	210,733	ELLIOTT	24,338	LARUE	125,002	OHIO	241,061
ANDERSON	160,856	ESTILL	172,204	LAUREL	470,128	OLDHAM	229,747
BALLARD	70,945	FAYETTE	816,022	LAWRENCE	126,507	OWEN	36,942
BARREN	347,583	FLEMING	73,863	LEE	136,015	OWSLEY	123,085
BATH	74,502	FLOYD	640,763	LESLIE	157,786	PENDLETON	50,749
BELL	464,456	FRANKLIN	269,033	LETCHER	294,294	PERRY	488,060
BOONE	331,511	FULTON	65,762	LEWIS	86,598	PIKE	515,103
BOURBON	92,357	GALLATIN	36,090	LINCOLN	181,737	POWELL	157,993
BOYD	125,642	GARRARD	89,465	LIVINGSTON	117,196	PULASKI	421,820
BOYLE	193,988	GRANT	81,243	LOGAN	235,812	ROBERTSON	12,053
BRACKEN	40,283	GRAVES	329,995	LYON	77,142	ROCKCASTLE	160,524
BREATHITT	179,753	GRAYSON	297,667	MADISON	469,845	ROWAN	90,861
BRECKINRIDGE	159,248	GREEN	79,957	MAGOFFIN	184,161	RUSSELL	48,461
BULLITT	503,155	GREENUP	207,040	MARION	135,102	SCOTT	207,581
BUTLER	127,438	HANCOCK	52,155	MARSHALL	282,335	SHELBY	257,102
CALDWELL	100,170	HARDIN	660,611	MARTIN	102,779	SIMPSON	119,244
CALLOWAY	284,130	HARLAN	316,846	MASON	54,328	SPENCER	133,802
CAMPBELL	247,630	HARRISON	96,352	MCCRACKEN	595,855	TAYLOR	213,381
CARLISLE	48,271	HART	142,408	MCCREARY	154,725	TODD	102,661
CARROLL	83,418	HENDERSON	411,320	MCLEAN	111,825	TRIGG	106,667
CARTER	109,078	HENRY	117,096	MEADE	140,400	TRIMBLE	53,766
CASEY	120,651	HICKMAN	32,748	MENIFEE	56,165	UNION	155,867
CHRISTIAN	358,694	HOPKINS	457,449	MERCER	131,568	WARREN	778,244
CLARK	196,510	JACKSON	120,471	METCALFE	115,895	WASHINGTON	63,183
CLAY	456,905	JEFFERSON	4,593,498	MONROE	101,293	WAYNE	231,353
CLINTON	99,375	JESSAMINE	210,903	MONTGOMERY	178,022	WEBSTER	153,836
CRITTENDEN	103,338	JOHNSON	287,806	MORGAN	97,093	WHITLEY	501,966
CUMBERLAND	72,310	KENTON	325,839	MUHLENBERG	416,056	WOLFE	101,956
DAVIESS	453,488	KNOTT	236,934	NELSON	330,652	WOODFORD	107,613
						TOTAL	29,219,618



CHFS

KENTUCKY
Cabinet for Health and
Family Services

TEAM
KENTUCKYTM

Per 1000 Hydrocodone Usage Q2 2021

Actual Number of Hydrocodone Doses per 1,000 Residents for Quarter 2, 2021							
COUNTY	PER 1000	COUNTY	PER 1000	COUNTY	PER 1000	COUNTY	PER 1000
ADAIR	8,620	EDMONSON	7,293	KNOX	10,330	NICHOLAS	6,277
ALLEN	10,214	ELLIOTT	3,207	LARUE	8,868	OHIO	9,888
ANDERSON	7,259	ESTILL	12,036	LAUREL	7,803	OLDHAM	3,504
BALLARD	8,809	FAYETTE	2,562	LAWRENCE	7,975	OWEN	3,471
BARREN	7,901	FLEMING	5,092	LEE	20,671	OWSLEY	27,407
BATH	6,044	FLOYD	17,267	LESLIE	14,973	PENDLETON	3,486
BELL	17,128	FRANKLIN	5,321	LETCHER	12,923	PERRY	17,850
BOONE	2,579	FULTON	10,643	LEWIS	6,442	PIKE	8,506
BOURBON	4,611	GALLATIN	4,192	LINCOLN	7,457	POWELL	12,837
BOYD	2,610	GARRARD	5,174	LIVINGSTON	12,644	PULASKI	6,595
BOYLE	6,462	GRANT	3,260	LOGAN	8,867	ROBERTSON	5,593
BRACKEN	4,796	GRAVES	8,875	LYON	9,560	ROCKCASTLE	9,527
BREATHITT	13,532	GRAYSON	11,368	MADISON	5,247	ROWAN	3,716
BRECKINRIDGE	7,978	GREEN	7,229	MAGOFFIN	14,519	RUSSELL	2,735
BULLITT	6,357	GREENUP	5,768	MARION	7,035	SCOTT	3,846
BUTLER	9,921	HANCOCK	5,920	MARSHALL	9,002	SHELBY	5,540
CALDWELL	7,970	HARDIN	6,156	MARTIN	8,563	SIMPSON	6,594
CALLOWAY	7,392	HARLAN	11,662	MASON	3,160	SPENCER	7,322
CAMPBELL	2,685	HARRISON	5,167	MCCRACKEN	9,144	TAYLOR	8,402
CARLISLE	9,943	HART	7,645	MCCREARY	8,836	TODD	8,350
CARROLL	7,811	HENDERSON	8,893	MCLEAN	11,802	TRIGG	7,478
CARTER	4,033	HENRY	7,403	MEADE	4,992	TRIMBLE	6,237
CASEY	7,629	HICKMAN	7,078	MENIFEE	8,765	UNION	10,475
CHRISTIAN	4,958	HOPKINS	9,965	MERCER	6,126	WARREN	6,200
CLARK	5,486	JACKSON	9,012	METCALFE	11,569	WASHINGTON	5,184
CLAY	22,003	JEFFERSON	6,002	MONROE	9,567	WAYNE	11,311
CLINTON	9,765	JESSAMINE	4,028	MONTGOMERY	6,410	WEBSTER	11,553
CRITTENDEN	11,247	JOHNSON	12,525	MORGAN	7,301	WHITLEY	13,906
CUMBERLAND	10,732	KENTON	1,975	MUHLENBERG	13,409	WOLFE	14,242
DAVISS	4,550	KNOTT	15,243	NELSON	7,258	WOODFORD	4,119



CHFS

KENTUCKY
Cabinet for Health and
Family Services

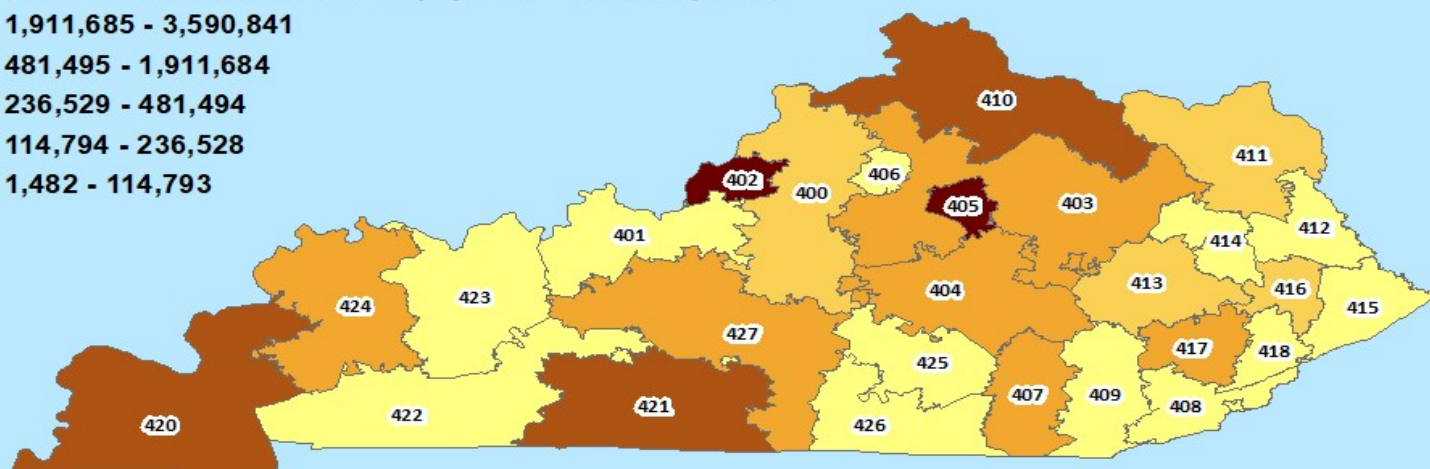
TEAM
KENTUCKYTM

Oxycodone Prescribing Q2 2021

Oxycodone Doses by Prescriber Address

Kentucky Three Digit Zip Code Areas
Number of Doses for Qtr 2 (Apr 01 - Jun 30) 2021

- 1,911,685 - 3,590,841
- 481,495 - 1,911,684
- 236,529 - 481,494
- 114,794 - 236,528
- 1,482 - 114,793



0 15 30 60 90 120 150 Miles



CHFS

KENTUCKY
Cabinet for Health and
Family Services

TEAM
KENTUCKYTM

Oxycodone Prescribing Q2 2021

3 Digit Zip	Doses By Prescriber Zip-Actual Number of Oxycodone Doses for Quarter 2, 2021
400	236,528
401	59,026
402	3,590,841
403	442,401
404	372,852
405	2,574,775
406	93,197
407	475,175
408	58,025
409	64,801
410	1,911,684
411	235,433
412	61,750
413	154,459
414	16,102
415	1,482
416	134,241
417	405,502
418	90,702
420	1,131,256
421	919,915
422	58,634
423	114,793
424	388,015
425	80,620
426	108,808
427	481,494
Totals	14,262,511



CHFS


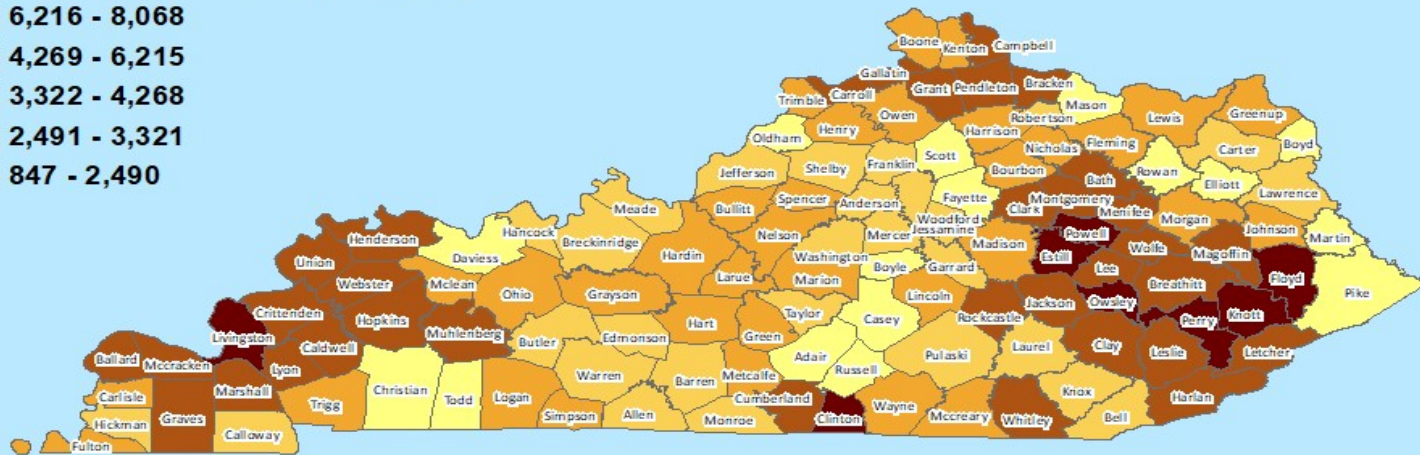

KENTUCKY
Cabinet for Health and
Family Services

TEAM
KENTUCKYTM

Oxycodone Usage Q2 2021

Oxycodone Doses per 1000 by Patient Address

Doses per 1000 by Patient Address
Quarter 2 (Apr 01 - Jun 30) 2021



CHFS

KENTUCKY
Cabinet for Health and
Family Services

TEAM
KENTUCKYTM

Oxycodone Usage Q2 2021

Actual Number of Oxycodone Doses for Quarter 2, 2021							
COUNTY	# DOSES	COUNTY	# DOSES	COUNTY	# DOSES	COUNTY	# DOSES
ADAIR	45,107	EDMONSON	40,233	KNOX	100,307	NICHOLAS	25,196
ALLEN	67,800	ELLIOTT	16,380	LARUE	57,310	OHIO	83,278
ANDERSON	60,438	ESTILL	104,943	LAUREL	181,472	OLDHAM	118,877
BALLARD	37,315	FAYETTE	569,595	LAWRENCE	51,766	OWEN	39,783
BARREN	132,264	FLEMING	52,829	LEE	29,972	OWSLEY	32,501
BATH	56,692	FLOYD	283,099	LESLIE	58,226	PENDLETON	70,972
BELL	68,507	FRANKLIN	133,520	LETCHER	131,558	PERRY	220,599
BOONE	507,495	FULTON	25,202	LEWIS	48,176	PIKE	145,903
BOURBON	68,419	GALLATIN	48,129	LINCOLN	81,908	POWELL	98,064
BOYD	73,489	GARRARD	54,242	LIVINGSTON	61,671	PULASKI	195,057
BOYLE	68,087	GRANT	145,108	LOGAN	91,176	ROBERTSON	6,509
BRACKEN	41,727	GRAVES	175,313	LYON	40,316	ROCKCASTLE	74,901
BREATHITT	70,616	GRAYSON	103,141	MADISON	321,019	ROWAN	51,469
BRECKINRIDGE	64,539	GREEN	39,947	MAGOFFIN	56,110	RUSSELL	15,008
BULLITT	283,388	GREENUP	131,635	MARION	72,969	SCOTT	124,936
BUTLER	40,192	HANCOCK	26,490	MARSHALL	171,894	SHELBY	145,762
CALDWELL	61,843	HARDIN	388,947	MARTIN	26,479	SIMPSON	63,476
CALLOWAY	110,990	HARLAN	136,995	MASON	35,552	SPENCER	63,204
CAMPBELL	420,619	HARRISON	74,345	MCCRACKEN	326,259	TAYLOR	83,824
CARLISLE	19,706	HART	69,526	MCCREARY	74,741	TODD	30,620
CARROLL	62,746	HENDERSON	206,821	MCLEAN	35,427	TRIGG	47,963
CARTER	70,742	HENRY	60,234	MEADE	75,175	TRIMBLE	30,244
CASEY	38,092	HICKMAN	11,908	MENIFEE	32,921	UNION	77,051
CHRISTIAN	154,086	HOPKINS	218,333	MERCER	59,847	WARREN	337,595
CLARK	161,086	JACKSON	62,649	METCALFE	34,549	WASHINGTON	35,102
CLAY	114,118	JEFFERSON	2,338,004	MONROE	32,945	WAYNE	83,129
CLINTON	73,361	JESSAMINE	161,956	MONTGOMERY	130,966	WEBSTER	82,763
CRITTENDEN	46,322	JOHNSON	81,916	MORGAN	46,615	WHITLEY	202,197
CUMBERLAND	33,026	KENTON	599,382	MUHLENBERG	162,432	WOLFE	40,823
DAVISS	186,631	KNOTT	120,904	NELSON	191,098	WOODFORD	70,075
						TOTAL	15,238,906



CHFS

KENTUCKY
Cabinet for Health and
Family Services

TEAM
KENTUCKY™

Per 1000 Oxycodone Usage Q2 2021

Actual Number of Oxycodone Doses per 1,000 Residents for Quarter 2, 2021							
COUNTY	PER 1000	COUNTY	PER 1000	COUNTY	PER 1000	COUNTY	PER 1000
ADAIR	2,340	EDMONSON	3,321	KNOX	3,166	NICHOLAS	3,557
ALLEN	3,286	ELLIOTT	2,159	LARUE	4,066	OHIO	3,416
ANDERSON	2,728	ESTILL	7,335	LAUREL	3,012	OLDHAM	1,813
BALLARD	4,633	FAYETTE	1,789	LAWRENCE	3,263	OWEN	3,738
BARREN	3,006	FLEMING	3,642	LEE	4,555	OWSLEY	7,237
BATH	4,599	FLOYD	7,629	LESLIE	5,525	PENDLETON	4,874
BELL	2,526	FRANKLIN	2,641	LETCHER	5,777	PERRY	8,068
BOONE	3,948	FULTON	4,079	LEWIS	3,584	PIKE	2,409
BOURBON	3,416	GALLATIN	5,591	LINCOLN	3,361	POWELL	7,968
BOYD	1,527	GARRARD	3,137	LIVINGSTON	6,653	PULASKI	3,050
BOYLE	2,268	GRANT	5,822	LOGAN	3,429	ROBERTSON	3,020
BRACKEN	4,968	GRAVES	4,715	LYON	4,996	ROCKCASTLE	4,445
BREATHITT	5,316	GRAYSON	3,939	MADISON	3,585	ROWAN	2,105
BRECKINRIDGE	3,233	GREEN	3,612	MAGOFFIN	4,424	RUSSELL	847
BULLITT	3,580	GREENUP	3,667	MARION	3,799	SCOTT	2,315
BUTLER	3,129	HANCOCK	3,007	MARSHALL	5,480	SHELBY	3,141
CALDWELL	4,921	HARDIN	3,624	MARTIN	2,206	SIMPSON	3,510
CALLOWAY	2,888	HARLAN	5,043	MASON	2,068	SPENCER	3,459
CAMPBELL	4,561	HARRISON	3,987	MCCRACKEN	5,007	TAYLOR	3,301
CARLISLE	4,059	HART	3,733	MCCREARY	4,268	TODD	2,490
CARROLL	5,876	HENDERSON	4,472	MCLEAN	3,739	TRIGG	3,363
CARTER	2,616	HENRY	3,808	MEADE	2,673	TRIMBLE	3,509
CASEY	2,409	HICKMAN	2,574	MENIFEE	5,137	UNION	5,178
CHRISTIAN	2,130	HOPKINS	4,756	MERCER	2,787	WARREN	2,689
CLARK	4,497	JACKSON	4,686	METCALFE	3,449	WASHINGTON	2,880
CLAY	5,495	JEFFERSON	3,055	MONROE	3,112	WAYNE	4,064
CLINTON	7,209	JESSAMINE	3,093	MONTGOMERY	4,716	WEBSTER	6,215
CRITTENDEN	5,042	JOHNSON	3,565	MORGAN	3,505	WHITLEY	5,602
CUMBERLAND	4,901	KENTON	3,634	MUHLENBERG	5,235	WOLFE	5,702
DAVISS	1,872	KNOTT	7,778	NELSON	4,195	WOODFORD	2,682



CHFS

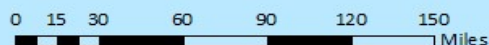
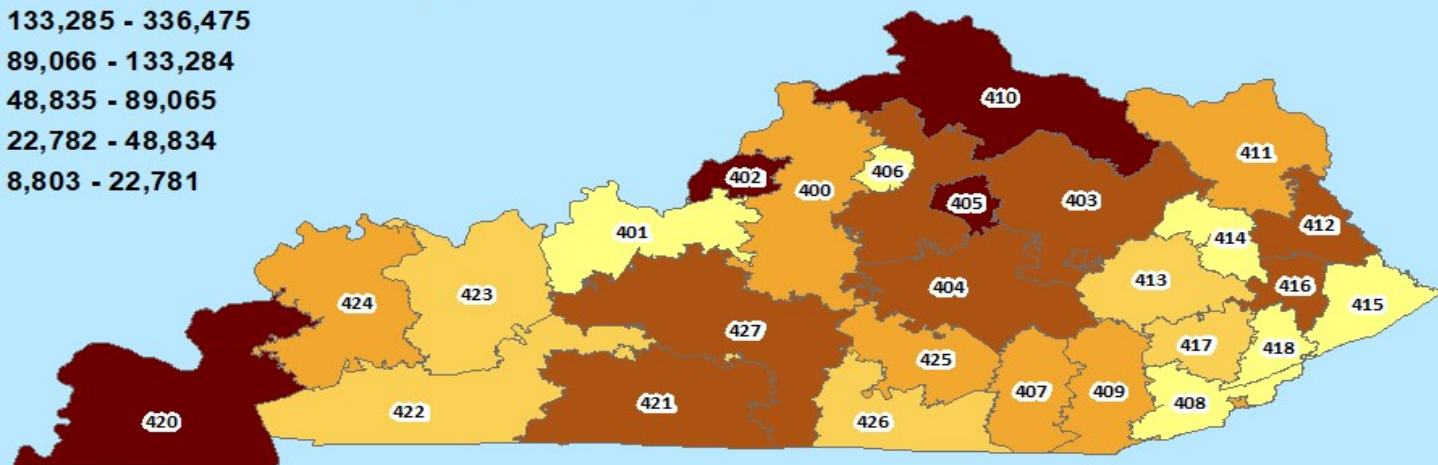
KENTUCKY
Cabinet for Health and
Family Services

TEAM
KENTUCKYTM

Diazepam Prescribing Q2 2021

Diazepam Doses by Prescriber Address

Kentucky Three Digit Zip Code Areas
Number of Doses for Qtr 2 (Apr 01 - Jun 30) 2021



CHFS

KENTUCKY
Cabinet for Health and
Family Services

TEAM
KENTUCKYTM

Diazepam Prescribing Q2 2021

3 Digit Zip	Doses By Prescriber Zip-Actual Number of Diazepam Doses for Quarter 2, 2021
400	67,690
401	19,158
402	336,475
403	133,284
404	108,791
405	244,446
406	11,572
407	73,582
408	10,371
409	71,322
410	228,775
411	89,065
412	106,005
413	48,834
414	22,781
415	9,417
416	104,746
417	42,188
418	8,803
420	216,273
421	126,587
422	45,395
423	41,920
424	75,305
425	71,330
426	29,713
427	128,278
Totals	2,472,106



CHFS


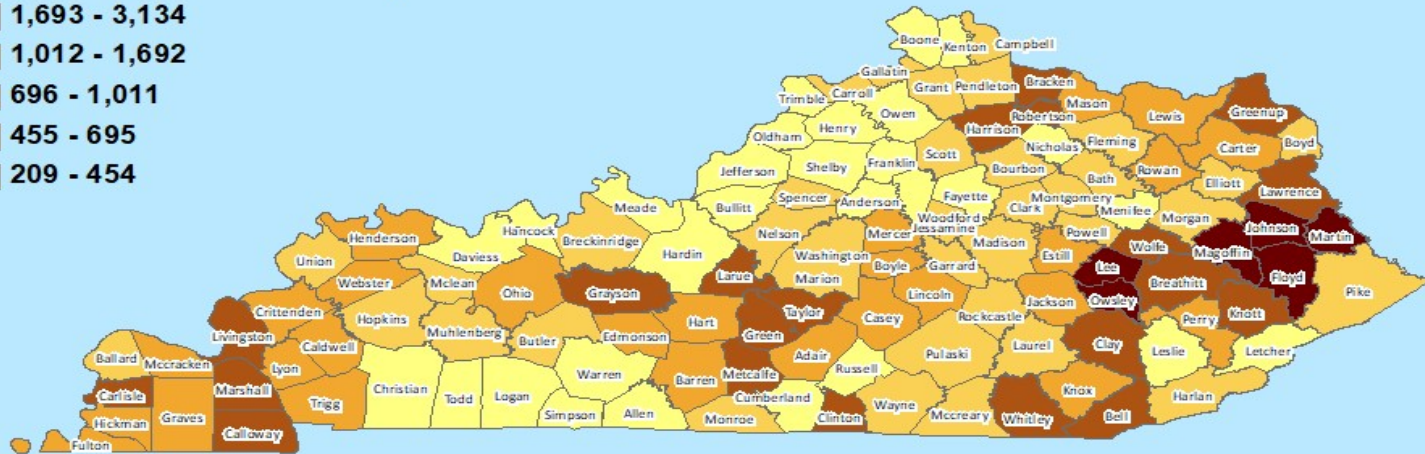
KENTUCKY
Cabinet for Health and
Family Services

TEAM
KENTUCKYTM

Diazepam Usage Q2 2021

Diazepam Doses per 1000 by Patient Address

Doses per 1000 by Patient Address
Quarter 2 (Apr 01 - Jun 30) 2021



CHFS

KENTUCKY
Cabinet for Health and
Family Services

TEAM
KENTUCKYTM

Diazepam Usage Q2 2021

Actual Number of Diazepam Doses for Quarter 2, 2021							
COUNTY	# DOSES	COUNTY	# DOSES	COUNTY	# DOSES	COUNTY	# DOSES
ADAIR	18,914	EDMONSON	9,447	KNOX	27,225	NICHOLAS	2,951
ALLEN	8,337	ELLIOTT	4,886	LARUE	23,295	OHIO	18,670
ANDERSON	7,921	ESTILL	13,522	LAUREL	33,593	OLDHAM	15,295
BALLARD	5,313	FAYETTE	110,538	LAWRENCE	21,385	OWEN	4,274
BARREN	31,682	FLEMING	10,078	LEE	16,136	OWSLEY	14,074
BATH	7,504	FLOYD	93,651	LESLIE	3,698	PENDLETON	9,600
BELL	39,375	FRANKLIN	22,898	LETCHER	9,064	PERRY	25,159
BOONE	55,119	FULTON	6,060	LEWIS	10,494	PIKE	33,600
BOURBON	9,643	GALLATIN	4,449	LINCOLN	19,478	POWELL	6,858
BOYD	22,699	GARRARD	11,413	LIVINGSTON	10,537	PULASKI	43,803
BOYLE	21,733	GRANT	14,544	LOGAN	11,317	ROBERTSON	3,646
BRACKEN	11,235	GRAVES	34,289	LYON	6,892	ROCKCASTLE	9,737
BREATHITT	16,837	GRAYSON	27,877	MADISON	45,027	ROWAN	19,164
BRECKINRIDGE	11,053	GREEN	13,335	MAGOFFIN	25,625	RUSSELL	6,010
BULLITT	22,200	GREENUP	37,813	MARION	13,054	SCOTT	31,667
BUTLER	6,537	HANCOCK	2,519	MARSHALL	36,812	SHELBY	17,688
CALDWELL	12,017	HARDIN	38,117	MARTIN	24,663	SIMPSON	5,337
CALLOWAY	42,552	HARLAN	14,821	MASON	12,589	SPENCER	10,032
CAMPBELL	50,329	HARRISON	21,319	MCCRACKEN	57,302	TAYLOR	30,768
CARLISLE	6,375	HART	15,340	MCCREARY	12,110	TODD	4,452
CARROLL	6,190	HENDERSON	41,862	MCLEAN	5,306	TRIGG	10,274
CARTER	20,721	HENRY	5,261	MEADE	5,890	TRIMBLE	1,904
CASEY	15,987	HICKMAN	3,525	MENIFEE	2,855	UNION	9,810
CHRISTIAN	26,808	HOPKINS	21,510	MERCER	16,318	WARREN	57,040
CLARK	17,686	JACKSON	10,211	METCALFE	13,127	WASHINGTON	6,625
CLAY	26,906	JEFFERSON	249,041	MONROE	5,909	WAYNE	13,442
CLINTON	11,892	JESSAMINE	25,168	MONTGOMERY	17,895	WEBSTER	9,468
CRITTENDEN	8,384	JOHNSON	65,561	MORGAN	6,997	WHITLEY	40,248
CUMBERLAND	2,272	KENTON	66,442	MUHLENBERG	15,361	WOLFE	9,324
DAVISS	31,409	KNOTT	17,359	NELSON	24,499	WOODFORD	10,058
						TOTAL	2,603,917



CHFS

KENTUCKY
Cabinet for Health and
Family Services

TEAM
KENTUCKYTM

Per 1000 Diazepam Usage Q2 2021

Actual Number of Diazepam Doses per 1,000 Residents for Quarter 2, 2021							
COUNTY	PER 1000	COUNTY	PER 1000	COUNTY	PER 1000	COUNTY	PER 1000
ADAIR	981	EDMONSON	780	KNOX	859	NICHOLAS	417
ALLEN	404	ELLIOTT	644	LARUE	1,653	OHIO	766
ANDERSON	357	ESTILL	945	LAUREL	558	OLDHAM	233
BALLARD	660	FAYETTE	347	LAWRENCE	1,348	OWEN	402
BARREN	720	FLEMING	695	LEE	2,452	OWSLEY	3,134
BATH	609	FLOYD	2,524	LESLIE	351	PENDLETON	659
BELL	1,452	FRANKLIN	453	LETCHER	398	PERRY	920
BOONE	429	FULTON	981	LEWIS	781	PIKE	555
BOURBON	481	GALLATIN	517	LINCOLN	799	POWELL	557
BOYD	472	GARRARD	660	LIVINGSTON	1,137	PULASKI	685
BOYLE	724	GRANT	584	LOGAN	426	ROBERTSON	1,692
BRACKEN	1,338	GRAVES	922	LYON	854	ROCKCASTLE	578
BREATHITT	1,267	GRAYSON	1,065	MADISON	503	ROWAN	784
BRECKINRIDGE	554	GREEN	1,206	MAGOFFIN	2,020	RUSSELL	339
BULLITT	280	GREENUP	1,053	MARION	680	SCOTT	587
BUTLER	509	HANCOCK	286	MARSHALL	1,174	SHELBY	381
CALDWELL	956	HARDIN	355	MARTIN	2,055	SIMPSON	295
CALLOWAY	1,107	HARLAN	546	MASON	732	SPENCER	549
CAMPBELL	546	HARRISON	1,143	MCCRACKEN	879	TAYLOR	1,211
CARLISLE	1,313	HART	824	MCCREARY	692	TODD	362
CARROLL	580	HENDERSON	905	MCLEAN	560	TRIGG	720
CARTER	766	HENRY	333	MEADE	209	TRIMBLE	221
CASEY	1,011	HICKMAN	762	MENIFEE	446	UNION	659
CHRISTIAN	371	HOPKINS	469	MERCER	760	WARREN	454
CLARK	494	JACKSON	764	METCALFE	1,310	WASHINGTON	544
CLAY	1,296	JEFFERSON	325	MONROE	558	WAYNE	657
CLINTON	1,169	JESSAMINE	481	MONTGOMERY	644	WEBSTER	711
CRITTENDEN	912	JOHNSON	2,853	MORGAN	526	WHITLEY	1,115
CUMBERLAND	337	KENTON	403	MUHLENBERG	495	WOLFE	1,302
DAVISS	315	KNOTT	1,117	NELSON	538	WOODFORD	385



CHFS


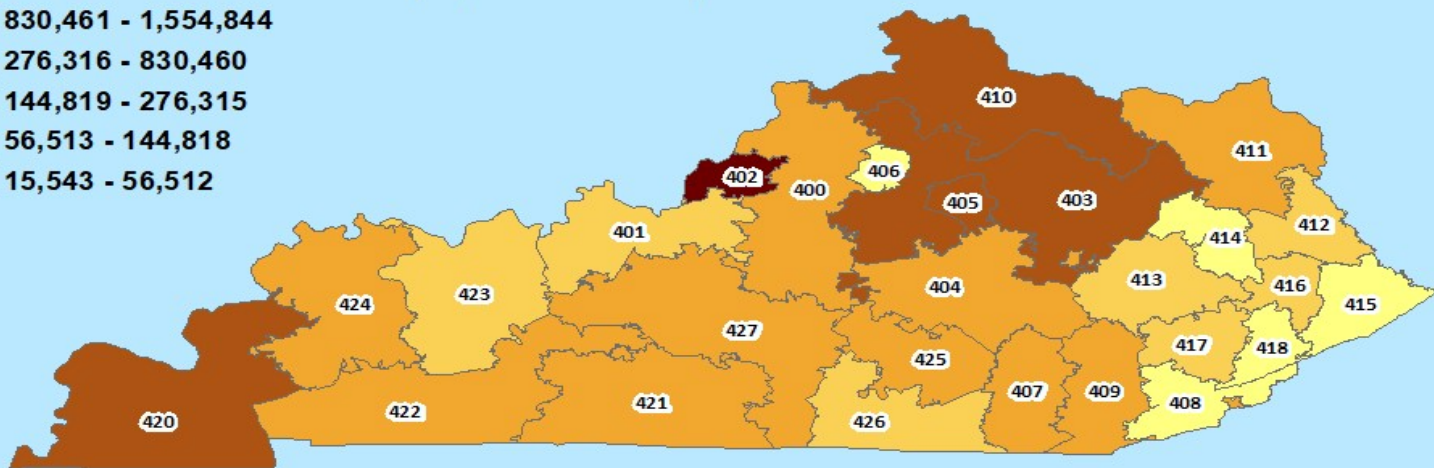
KENTUCKY
Cabinet for Health and
Family Services

TEAM
KENTUCKYTM

Alprazolam Prescribing Q2 2021

Alprazolam Doses by Prescriber Address

Kentucky Three Digit Zip Code Areas
Number of Doses for Qtr 2 (Apr 01 - Jun 30) 2021



CHFS

KENTUCKY
Cabinet for Health and
Family Services

TEAM
KENTUCKYTM

Alprazolam Prescribing Q2 2021

3 Digit Zip	Doses By Prescriber Zip-Actual Number of Alprazolam Doses for Quarter 2, 2021
400	276,315
401	90,977
402	1,554,844
403	453,067
404	262,959
405	830,460
406	56,512
407	238,327
408	34,625
409	172,102
410	590,377
411	200,530
412	77,826
413	79,730
414	36,437
415	15,543
416	106,285
417	144,818
418	21,732
420	737,784
421	270,978
422	187,332
423	140,524
424	194,213
425	275,508
426	81,516
427	226,856
Totals	7,358,177



CHFS


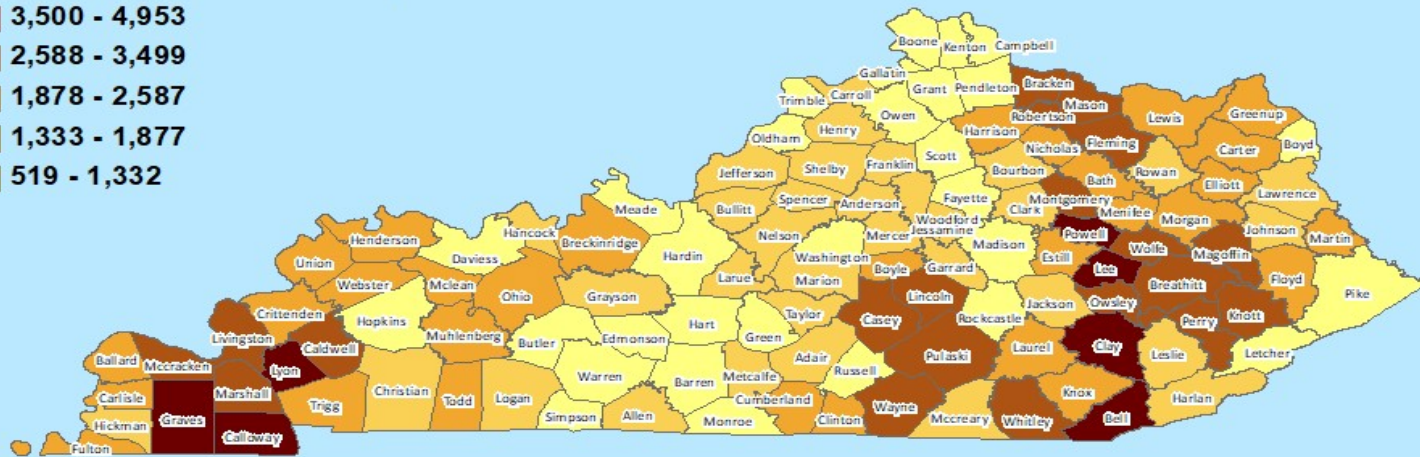

KENTUCKY
Cabinet for Health and
Family Services

TEAM
KENTUCKYTM

Alprazolam Usage Q2 2021

Alprazolam Doses per 1000 by Patient Address

Doses per 1000 by Patient Address
Quarter 2 (Apr 01 - Jun 30) 2021



CHFS

KENTUCKY
Cabinet for Health and
Family Services

TEAM
KENTUCKYTM

Alprazolam Usage Q2 2021

Actual Number of Alprazolam Doses for Quarter 2, 2021							
COUNTY	# DOSES	COUNTY	# DOSES	COUNTY	# DOSES	COUNTY	# DOSES
ADAIR	33,324	EDMONSON	14,758	KNOX	65,584	NICHOLAS	14,771
ALLEN	31,361	ELLIOTT	16,051	LARUE	19,963	OHIO	52,050
ANDERSON	34,118	ESTILL	31,509	LAUREL	117,205	OLDHAM	74,421
BALLARD	16,222	FAYETTE	423,789	LAWRENCE	24,155	OWEN	11,602
BARREN	54,337	FLEMING	50,288	LEE	30,188	OWSLEY	11,992
BATH	24,536	FLOYD	82,512	LESLIE	15,066	PENDLETON	17,467
BELL	111,618	FRANKLIN	87,095	LETCHER	18,174	PERRY	95,678
BOONE	135,710	FULTON	14,732	LEWIS	26,638	PIKE	67,766
BOURBON	34,820	GALLATIN	8,753	LINCOLN	64,070	POWELL	51,358
BOYD	54,545	GARRARD	30,622	LIVINGSTON	29,418	PULASKI	202,002
BOYLE	60,055	GRANT	18,059	LOGAN	39,603	ROBERTSON	7,067
BRACKEN	25,955	GRAVES	148,507	LYON	39,965	ROCKCASTLE	20,890
BREATHITT	42,128	GRAYSON	41,905	MADISON	112,667	ROWAN	36,141
BRECKINRIDGE	44,862	GREEN	13,308	MAGOFFIN	36,606	RUSSELL	9,195
BULLITT	135,240	GREENUP	90,068	MARION	31,032	SCOTT	71,868
BUTLER	14,795	HANCOCK	16,205	MARSHALL	97,626	SHELBY	70,928
CALDWELL	38,291	HARDIN	111,694	MARTIN	31,054	SIMPSON	20,518
CALLOWAY	152,113	HARLAN	48,292	MASON	52,165	SPENCER	27,527
CAMPBELL	118,535	HARRISON	40,486	MCCRACKEN	188,373	TAYLOR	47,660
CARLISLE	10,237	HART	24,553	MCCREARY	32,174	TODD	30,353
CARROLL	17,931	HENDERSON	113,165	MCLEAN	19,900	TRIGG	30,515
CARTER	52,769	HENRY	22,072	MEADE	29,036	TRIMBLE	11,398
CASEY	47,118	HICKMAN	8,053	MENIFEE	13,951	UNION	30,288
CHRISTIAN	107,439	HOPKINS	56,998	MERCER	32,140	WARREN	122,189
CLARK	63,464	JACKSON	20,099	METCALFE	14,485	WASHINGTON	14,416
CLAY	75,874	JEFFERSON	1,324,338	MONROE	12,838	WAYNE	70,351
CLINTON	22,022	JESSAMINE	78,607	MONTGOMERY	84,718	WEBSTER	25,812
CRITTENDEN	20,148	JOHNSON	40,072	MORGAN	29,079	WHITLEY	118,982
CUMBERLAND	14,619	KENTON	164,071	MUHLENBERG	63,464	WOLFE	23,734
DAVISS	132,489	KNOTT	41,194	NELSON	70,582	WOODFORD	44,735
						TOTAL	7,784,123



CHFS

KENTUCKY
Cabinet for Health and
Family Services

TEAM
KENTUCKYTM

Per 1000 Alprazolam Usage Q2 2021

Actual Number of Alprazolam Doses per 1,000 Residents for Quarter 2, 2021							
COUNTY	PER 1000	COUNTY	PER 1000	COUNTY	PER 1000	COUNTY	PER 1000
ADAIR	1,728	EDMONSON	1,218	KNOX	2,070	NICHOLAS	2,085
ALLEN	1,520	ELLIOTT	2,115	LARUE	1,416	OHIO	2,135
ANDERSON	1,540	ESTILL	2,202	LAUREL	1,945	OLDHAM	1,135
BALLARD	2,014	FAYETTE	1,331	LAWRENCE	1,523	OWEN	1,090
BARREN	1,235	FLEMING	3,466	LEE	4,588	OWSLEY	2,670
BATH	1,990	FLOYD	2,223	LESLIE	1,430	PENDLETON	1,200
BELL	4,116	FRANKLIN	1,723	LETCHER	798	PERRY	3,499
BOONE	1,056	FULTON	2,384	LEWIS	1,982	PIKE	1,119
BOURBON	1,738	GALLATIN	1,017	LINCOLN	2,629	POWELL	4,173
BOYD	1,133	GARRARD	1,771	LIVINGSTON	3,174	PULASKI	3,158
BOYLE	2,001	GRANT	725	LOGAN	1,489	ROBERTSON	3,279
BRACKEN	3,090	GRAVES	3,994	LYON	4,953	ROCKCASTLE	1,240
BREATHITT	3,171	GRAYSON	1,600	MADISON	1,258	ROWAN	1,478
BRECKINRIDGE	2,247	GREEN	1,203	MAGOFFIN	2,886	RUSSELL	519
BULLITT	1,709	GREENUP	2,509	MARION	1,616	SCOTT	1,332
BUTLER	1,152	HANCOCK	1,839	MARSHALL	3,113	SHELBY	1,528
CALDWELL	3,047	HARDIN	1,041	MARTIN	2,587	SIMPSON	1,135
CALLOWAY	3,957	HARLAN	1,778	MASON	3,035	SPENCER	1,506
CAMPBELL	1,285	HARRISON	2,171	MCCRACKEN	2,891	TAYLOR	1,877
CARLISLE	2,109	HART	1,318	MCCREARY	1,837	TODD	2,469
CARROLL	1,679	HENDERSON	2,447	MCLEAN	2,100	TRIGG	2,139
CARTER	1,951	HENRY	1,395	MEADE	1,032	TRIMBLE	1,322
CASEY	2,979	HICKMAN	1,740	MENIFEE	2,177	UNION	2,035
CHRISTIAN	1,485	HOPKINS	1,242	MERCER	1,496	WARREN	973
CLARK	1,772	JACKSON	1,504	METCALFE	1,446	WASHINGTON	1,183
CLAY	3,654	JEFFERSON	1,730	MONROE	1,213	WAYNE	3,440
CLINTON	2,164	JESSAMINE	1,501	MONTGOMERY	3,051	WEBSTER	1,938
CRITTENDEN	2,193	JOHNSON	1,744	MORGAN	2,187	WHITLEY	3,296
CUMBERLAND	2,170	KENTON	995	MUHLENBERG	2,045	WOLFE	3,315
DAVISS	1,329	KNOTT	2,650	NELSON	1,549	WOODFORD	1,712



CHFS

KENTUCKY
Cabinet for Health and
Family Services


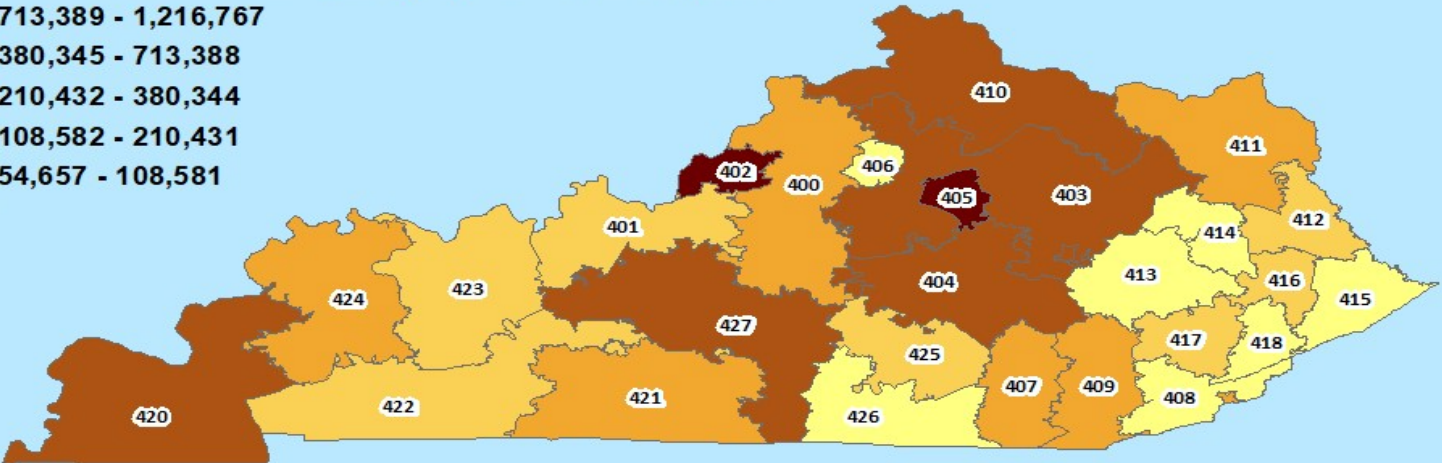
TEAM
KENTUCKYTM

Tramadol Prescribing Q2 2021

Tramadol Doses by Prescriber Address

Kentucky Three Digit Zip Code Areas
Number of Doses for Qtr 2 (Apr 01 - Jun 30) 2021

- 713,389 - 1,216,767
- 380,345 - 713,388
- 210,432 - 380,344
- 108,582 - 210,431
- 54,657 - 108,581



CHFS

KENTUCKY
Cabinet for Health and
Family Services

TEAM
KENTUCKYTM

Tramadol Prescribing Q2 2021

3 Digit Zip	Doses By Prescriber Zip-Actual Number of Tramadol Doses for Quarter 2, 2021
400	277,302
401	130,123
402	1,175,059
403	558,214
404	428,800
405	1,216,767
406	80,803
407	311,530
408	99,807
409	252,217
410	713,388
411	322,045
412	173,064
413	69,880
414	86,030
415	54,657
416	144,217
417	163,257
418	78,527
420	481,265
421	380,344
422	128,515
423	129,291
424	265,648
425	210,431
426	108,581
427	399,247
Totals	8,439,009



CHFS


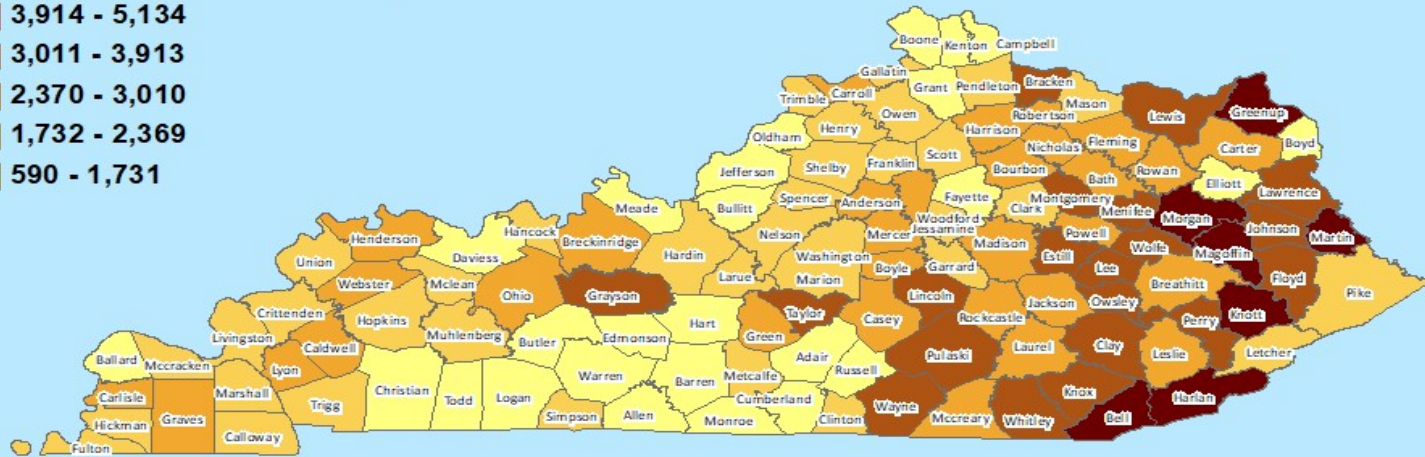
KENTUCKY
Cabinet for Health and
Family Services

TEAM
KENTUCKYTM

Tramadol Usage Q2 2021

Tramadol Doses per 1000 by Patient Address

Doses per 1000 by Patient Address
Quarter 2 (Apr 01 - Jun 30) 2021



CHFS

KENTUCKY
Cabinet for Health and
Family Services

TEAM
KENTUCKY™

Tramadol Usage Q2 2021

Actual Number of Tramadol Doses for Quarter 2, 2021							
COUNTY	# DOSES	COUNTY	# DOSES	COUNTY	# DOSES	COUNTY	# DOSES
ADAIR	32,447	EDMONSON	19,962	KNOX	106,119	NICHOLAS	20,737
ALLEN	34,439	ELLIOTT	7,935	LARUE	32,338	OHIO	71,034
ANDERSON	59,855	ESTILL	53,082	LAUREL	165,413	OLDHAM	78,906
BALLARD	13,150	FAYETTE	502,778	LAWRENCE	57,002	OWEN	21,483
BARREN	65,440	FLEMING	41,355	LEE	20,667	OWSLEY	15,711
BATH	35,753	FLOYD	128,991	LESLIE	27,996	PENDLETON	26,406
BELL	114,437	FRANKLIN	117,441	LETCHER	47,405	PERRY	93,310
BOONE	197,451	FULTON	12,360	LEWIS	43,541	PIKE	124,870
BOURBON	48,082	GALLATIN	16,746	LINCOLN	77,902	POWELL	33,946
BOYD	83,337	GARRARD	39,486	LIVINGSTON	21,910	PULASKI	211,209
BOYLE	89,491	GRANT	34,911	LOGAN	44,772	ROBERTSON	6,219
BRACKEN	27,276	GRAVES	91,353	LYON	21,545	ROCKCASTLE	50,715
BREATHITT	32,041	GRAYSON	85,046	MADISON	229,912	ROWAN	63,426
BRECKINRIDGE	49,583	GREEN	29,187	MAGOFFIN	52,176	RUSSELL	10,453
BULLITT	121,841	GREENUP	152,455	MARION	38,793	SCOTT	121,303
BUTLER	22,014	HANCOCK	19,225	MARSHALL	62,289	SHELBY	86,283
CALDWELL	35,553	HARDIN	212,414	MARTIN	55,814	SIMPSON	32,864
CALLOWAY	80,050	HARLAN	127,134	MASON	35,042	SPENCER	39,308
CAMPBELL	110,797	HARRISON	50,252	MCCRACKEN	124,721	TAYLOR	80,652
CARLISLE	12,887	HART	29,788	MCCREARY	43,588	TODD	17,217
CARROLL	30,533	HENDERSON	111,943	MCLEAN	19,468	TRIGG	31,618
CARTER	76,033	HENRY	29,263	MEADE	40,998	TRIMBLE	19,512
CASEY	45,995	HICKMAN	8,295	MENIFEE	20,916	UNION	32,217
CHRISTIAN	70,478	HOPKINS	92,339	MERCER	62,330	WARREN	165,385
CLARK	73,869	JACKSON	37,231	METCALFE	17,832	WASHINGTON	26,126
CLAY	75,084	JEFFERSON	868,589	MONROE	15,787	WAYNE	68,495
CLINTON	22,152	JESSAMINE	124,048	MONTGOMERY	100,549	WEBSTER	36,207
CRITTENDEN	21,303	JOHNSON	89,924	MORGAN	68,278	WHITLEY	137,036
CUMBERLAND	9,256	KENTON	198,084	MUHLENBERG	65,352	WOLFE	24,149
DAVISS	137,840	KNOTT	67,739	NELSON	83,496	WOODFORD	62,848
						TOTAL	8,841,419



CHFS

KENTUCKY
Cabinet for Health and
Family Services

TEAM
KENTUCKYTM

Per 1000 Tramadol Usage Q2 2021

Actual Number of Tramadol Doses per 1,000 Residents for Quarter 2, 2021							
COUNTY	PER 1000	COUNTY	PER 1000	COUNTY	PER 1000	COUNTY	PER 1000
ADAIR	1,683	EDMONSON	1,648	KNOX	3,349	NICHOLAS	2,927
ALLEN	1,669	ELLIOTT	1,046	LARUE	2,294	OHIO	2,914
ANDERSON	2,701	ESTILL	3,710	LAUREL	2,745	OLDHAM	1,204
BALLARD	1,633	FAYETTE	1,579	LAWRENCE	3,593	OWEN	2,019
BARREN	1,488	FLEMING	2,851	LEE	3,141	OWSLEY	3,498
BATH	2,900	FLOYD	3,476	LESLIE	2,657	PENDLETON	1,814
BELL	4,220	FRANKLIN	2,323	LETCHER	2,082	PERRY	3,413
BOONE	1,536	FULTON	2,000	LEWIS	3,239	PIKE	2,062
BOURBON	2,400	GALLATIN	1,945	LINCOLN	3,196	POWELL	2,758
BOYD	1,731	GARRARD	2,283	LIVINGSTON	2,364	PULASKI	3,302
BOYLE	2,981	GRANT	1,401	LOGAN	1,684	ROBERTSON	2,886
BRACKEN	3,247	GRAVES	2,457	LYON	2,670	ROCKCASTLE	3,010
BREATHITT	2,412	GRAYSON	3,248	MADISON	2,568	ROWAN	2,594
BRECKINRIDGE	2,484	GREEN	2,639	MAGOFFIN	4,114	RUSSELL	590
BULLITT	1,539	GREENUP	4,247	MARION	2,020	SCOTT	2,248
BUTLER	1,714	HANCOCK	2,182	MARSHALL	1,986	SHELBY	1,859
CALDWELL	2,829	HARDIN	1,979	MARTIN	4,650	SIMPSON	1,817
CALLOWAY	2,083	HARLAN	4,680	MASON	2,039	SPENCER	2,151
CAMPBELL	1,202	HARRISON	2,695	MCCRACKEN	1,914	TAYLOR	3,176
CARLISLE	2,654	HART	1,599	MCCREARY	2,489	TODD	1,400
CARROLL	2,859	HENDERSON	2,420	MCLEAN	2,055	TRIGG	2,217
CARTER	2,811	HENRY	1,850	MEADE	1,458	TRIMBLE	2,264
CASEY	2,908	HICKMAN	1,793	MENIFEE	3,264	UNION	2,165
CHRISTIAN	974	HOPKINS	2,012	MERCER	2,902	WARREN	1,317
CLARK	2,062	JACKSON	2,785	METCALFE	1,780	WASHINGTON	2,143
CLAY	3,616	JEFFERSON	1,135	MONROE	1,491	WAYNE	3,349
CLINTON	2,177	JESSAMINE	2,369	MONTGOMERY	3,621	WEBSTER	2,719
CRITTENDEN	2,319	JOHNSON	3,913	MORGAN	5,134	WHITLEY	3,796
CUMBERLAND	1,374	KENTON	1,201	MUHLENBERG	2,106	WOLFE	3,373
DAVISS	1,383	KNOTT	4,358	NELSON	1,833	WOODFORD	2,406



CHFS

KENTUCKY
Cabinet for Health and
Family Services

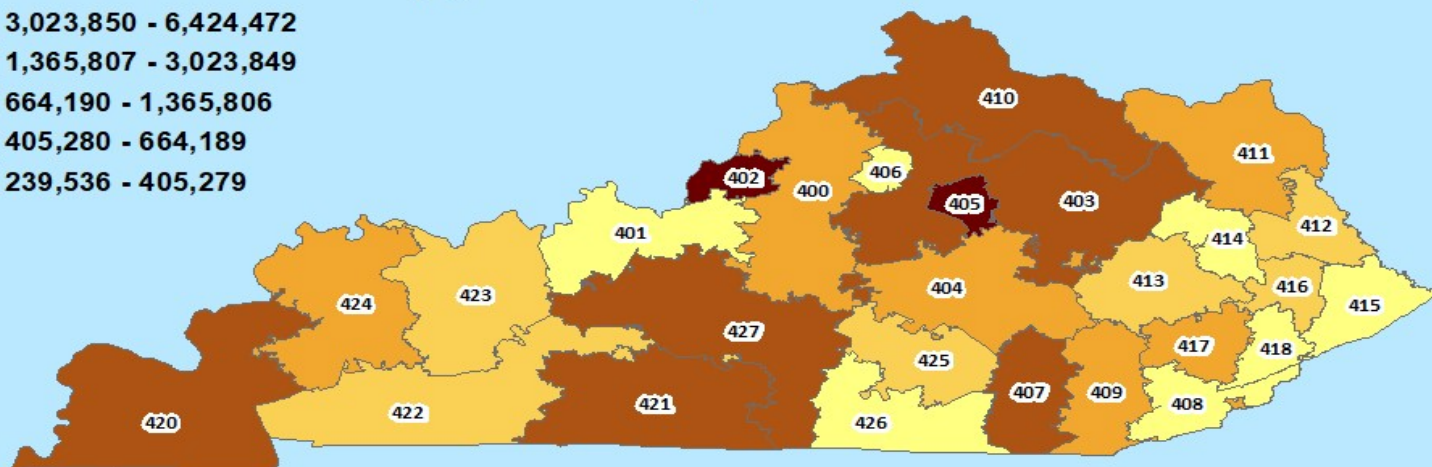
TEAM
KENTUCKYTM

Gabapentin Prescribing Q2 2021

Gabapentin Doses by Prescriber Address

Kentucky Three Digit Zip Code Areas
Number of Doses for Qtr 2 (Apr 01 - Jun 30) 2021

- 3,023,850 - 6,424,472
- 1,365,807 - 3,023,849
- 664,190 - 1,365,806
- 405,280 - 664,189
- 239,536 - 405,279



0 15 30 60 90 120 150 Miles



CHFS

KENTUCKY
Cabinet for Health and
Family Services

TEAM
KENTUCKYTM

Gabapentin Prescribing Q2 2021

3 Digit Zip	Doses By Prescriber Zip-Actual Number of Gabapentin Doses for Quarter 2, 2021
400	972,091
401	405,279
402	6,424,472
403	2,228,466
404	1,365,806
405	4,803,084
406	262,687
407	1,816,444
408	323,878
409	892,686
410	3,023,849
411	1,072,318
412	601,172
413	577,707
414	336,568
415	239,536
416	654,409
417	1,105,267
418	329,025
420	2,221,667
421	2,309,265
422	664,189
423	636,884
424	967,308
425	545,156
426	358,206
427	1,691,727
Totals	36,829,146



CHFS


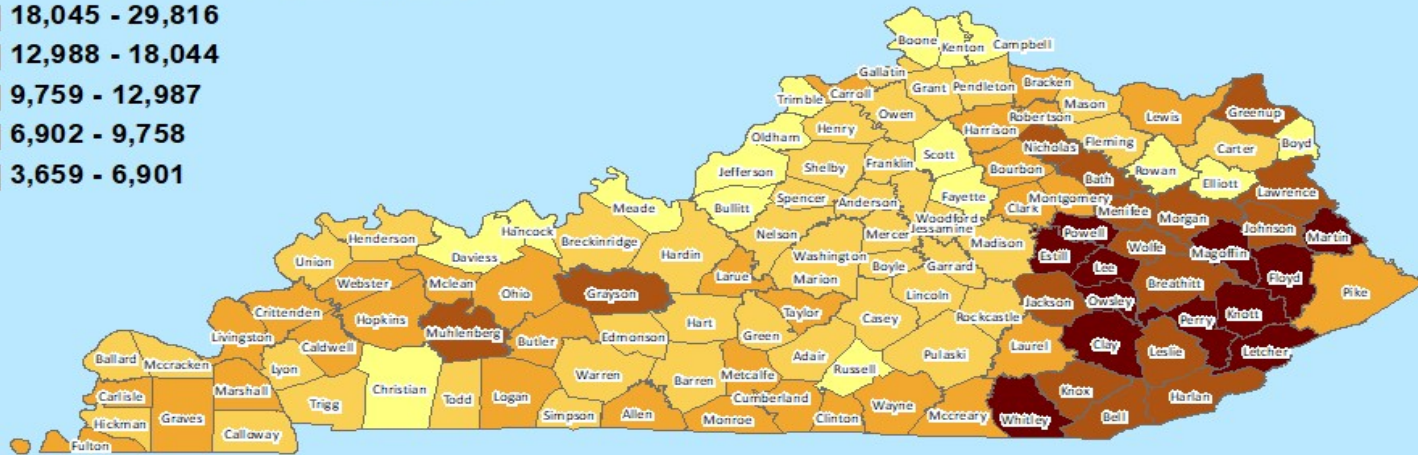

KENTUCKY
Cabinet for Health and
Family Services

TEAM
KENTUCKYTM

Gabapentin Usage Q2 2021

Gabapentin Doses per 1000 by Patient Address

Doses per 1000 by Patient Address
Quarter 2 (Apr 01 - Jun 30) 2021



CHFS

KENTUCKY
Cabinet for Health and
Family Services

TEAM
KENTUCKYTM

Gabapentin Usage Q2 2021

Actual Number of Gabapentin Doses for Quarter 2, 2021							
COUNTY	# DOSES	COUNTY	# DOSES	COUNTY	# DOSES	COUNTY	# DOSES
ADAIR	162,091	EDMONSON	100,296	KNOX	520,984	NICHOLAS	110,375
ALLEN	212,973	ELLIOTT	45,213	LARUE	139,405	OHIO	250,252
ANDERSON	202,814	ESTILL	269,824	LAUREL	730,538	OLDHAM	297,616
BALLARD	63,687	FAYETTE	1,707,781	LAWRENCE	217,896	OWEN	90,594
BARREN	396,788	FLEMING	139,833	LEE	145,669	OWSLEY	133,904
BATH	174,738	FLOYD	785,428	LESLIE	140,883	PENDLETON	123,246
BELL	406,262	FRANKLIN	386,035	LETCHER	440,737	PERRY	636,237
BOONE	759,339	FULTON	64,931	LEWIS	161,984	PIKE	646,450
BOURBON	232,727	GALLATIN	67,086	LINCOLN	229,327	POWELL	240,112
BOYD	292,299	GARRARD	143,470	LIVINGSTON	117,247	PULASKI	614,799
BOYLE	240,626	GRANT	209,115	LOGAN	276,232	ROBERTSON	25,054
BRACKEN	83,354	GRAVES	400,881	LYON	77,498	ROCKCASTLE	154,544
BREATHITT	239,699	GRAYSON	381,132	MADISON	816,131	ROWAN	165,572
BRECKINRIDGE	170,102	GREEN	96,053	MAGOFFIN	274,180	RUSSELL	64,849
BULLITT	528,279	GREENUP	492,102	MARION	180,863	SCOTT	324,313
BUTLER	138,278	HANCOCK	53,984	MARSHALL	316,545	SHELBY	334,467
CALDWELL	152,530	HARDIN	848,894	MARTIN	236,572	SIMPSON	156,777
CALLOWAY	317,119	HARLAN	476,755	MASON	147,421	SPENCER	170,806
CAMPBELL	559,943	HARRISON	239,214	MCCRACKEN	635,842	TAYLOR	274,180
CARLISLE	48,980	HART	160,893	MCCREARY	198,765	TODD	106,266
CARROLL	122,130	HENDERSON	358,987	MCLEAN	102,394	TRIGG	136,017
CARTER	223,409	HENRY	144,597	MEADE	163,168	TRIMBLE	59,486
CASEY	127,059	HICKMAN	35,469	MENIFEE	92,654	UNION	118,779
CHRISTIAN	444,690	HOPKINS	461,025	MERCER	209,393	WARREN	903,907
CLARK	411,764	JACKSON	209,507	METCALFE	123,304	WASHINGTON	100,205
CLAY	558,500	JEFFERSON	4,748,796	MONROE	120,798	WAYNE	207,784
CLINTON	109,408	JESSAMINE	441,560	MONTGOMERY	360,657	WEBSTER	151,549
CRITTENDEN	95,088	JOHNSON	394,391	MORGAN	178,852	WHITLEY	829,800
CUMBERLAND	66,501	KENTON	854,324	MUHLENBERG	433,194	WOLFE	126,022
DAVISS	448,225	KNOTT	323,840	NELSON	406,757	WOODFORD	192,333
						TOTAL	38,973,003



CHFS

KENTUCKY
Cabinet for Health and
Family Services

TEAM
KENTUCKYTM

Per 1000 Gabapentin Usage Q2 2021

Actual Number of Gabapentin Doses per 1,000 Residents for Quarter 2, 2021							
COUNTY	PER 1000	COUNTY	PER 1000	COUNTY	PER 1000	COUNTY	PER 1000
ADAIR	8,407	EDMONSON	8,279	KNOX	16,442	NICHOLAS	15,581
ALLEN	10,323	ELLIOTT	5,958	LARUE	9,890	OHIO	10,265
ANDERSON	9,153	ESTILL	18,860	LAUREL	12,125	OLDHAM	4,540
BALLARD	7,907	FAYETTE	5,363	LAWRENCE	13,736	OWEN	8,513
BARREN	9,019	FLEMING	9,639	LEE	22,138	OWSLEY	29,816
BATH	14,175	FLOYD	21,165	LESLIE	13,369	PENDLETON	8,465
BELL	14,982	FRANKLIN	7,635	LETCHER	19,353	PERRY	23,269
BOONE	5,908	FULTON	10,508	LEWIS	12,051	PIKE	10,675
BOURBON	11,619	GALLATIN	7,793	LINCOLN	9,409	POWELL	19,509
BOYD	6,073	GARRARD	8,297	LIVINGSTON	12,649	PULASKI	9,613
BOYLE	8,016	GRANT	8,390	LOGAN	10,387	ROBERTSON	11,626
BRACKEN	9,923	GRAVES	10,782	LYON	9,604	ROCKCASTLE	9,172
BREATHITT	18,044	GRAYSON	14,556	MADISON	9,114	ROWAN	6,772
BRECKINRIDGE	8,522	GREEN	8,685	MAGOFFIN	21,616	RUSSELL	3,659
BULLITT	6,674	GREENUP	13,710	MARION	9,417	SCOTT	6,009
BUTLER	10,765	HANCOCK	6,128	MARSHALL	10,092	SHELBY	7,207
CALDWELL	12,136	HARDIN	7,910	MARTIN	19,711	SIMPSON	8,670
CALLOWAY	8,250	HARLAN	17,548	MASON	8,576	SPENCER	9,347
CAMPBELL	6,072	HARRISON	12,829	MCCRACKEN	9,758	TAYLOR	10,796
CARLISLE	10,089	HART	8,638	MCCREARY	11,351	TODD	8,643
CARROLL	11,436	HENDERSON	7,761	MCLEAN	10,807	TRIGG	9,536
CARTER	8,260	HENRY	9,141	MEADE	5,801	TRIMBLE	6,901
CASEY	8,034	HICKMAN	7,666	MENIFEE	14,459	UNION	7,982
CHRISTIAN	6,146	HOPKINS	10,043	MERCER	9,750	WARREN	7,201
CLARK	11,496	JACKSON	15,672	METCALFE	12,308	WASHINGTON	8,221
CLAY	26,895	JEFFERSON	6,205	MONROE	11,409	WAYNE	10,159
CLINTON	10,751	JESSAMINE	8,434	MONTGOMERY	12,987	WEBSTER	11,381
CRITTENDEN	10,349	JOHNSON	17,164	MORGAN	13,450	WHITLEY	22,989
CUMBERLAND	9,870	KENTON	5,179	MUHLENBERG	13,961	WOLFE	17,603
DAVISS	4,497	KNOTT	20,834	NELSON	8,928	WOODFORD	7,362



CHFS

KENTUCKY
Cabinet for Health and
Family Services


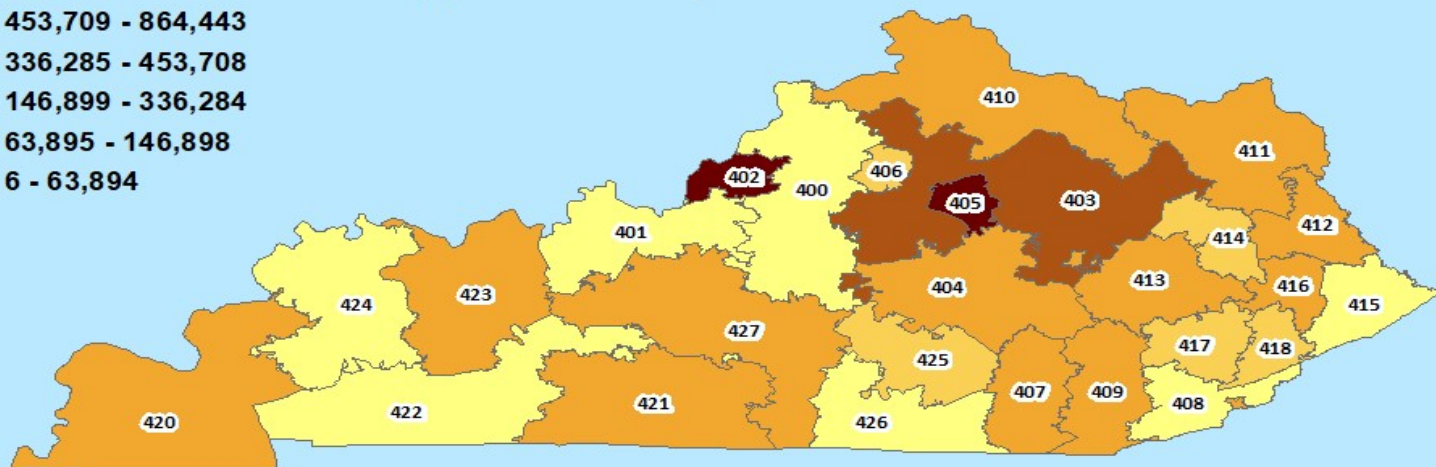
TEAM
KENTUCKYTM

Buprenorphine/Naloxone Prescribing Q2 2021

Buprenorphine/Naloxone Doses by Prescriber Address

Kentucky Three Digit Zip Code Areas

Number of Doses for Qtr 2 (Apr 01 - Jun 30) 2021



CHFS

KENTUCKY
Cabinet for Health and
Family Services

TEAM
KENTUCKYTM

Buprenorphine/Naloxone Prescribing Q2 2021

3 Digit Zip	Doses By Prescriber Zip-Actual Number of Buprenorphine/Naloxone Doses for Quarter 2, 2021
400	58,546
401	5,635
402	673,613
403	453,708
404	279,323
405	864,443
406	146,898
407	336,284
408	50,516
409	241,267
410	232,168
411	254,588
412	219,109
413	254,001
414	96,250
415	63,894
416	217,734
417	101,825
418	113,043
420	271,335
421	222,151
422	20,819
423	199,640
424	56,639
425	136,990
426	6
427	325,969
Totals	5,896,394



CHFS



KENTUCKY
Cabinet for Health and
Family Services

TEAM
KENTUCKYTM

Buprenorphine/Naloxone Usage Q2 2021

Buprenorphine/Naloxone Doses per 1000 by Patient Address

Doses per 1000 by Patient Address
Quarter 2 (Apr 01 - Jun 30) 2021



CHFS

KENTUCKY
Cabinet for Health and
Family Services

TEAM
KENTUCKYTM

Buprenorphine/Naloxone Usage Q2 2021

Actual Number of Buprenorphine/Naloxone Doses for Quarter 2, 2021

COUNTY	# DOSES	COUNTY	# DOSES	COUNTY	# DOSES	COUNTY	# DOSES
ADAIR	37,285	EDMONSON	10,183	KNOX	83,219	NICHOLAS	29,852
ALLEN	23,297	ELLIOTT	15,779	LARUE	10,806	OHIO	28,125
ANDERSON	29,637	ESTILL	49,292	LAUREL	162,586	OLDHAM	24,334
BALLARD	5,592	FAYETTE	294,344	LAWRENCE	59,126	OWEN	10,125
BARREN	64,705	FLEMING	23,014	LEE	27,058	OWSLEY	25,751
BATH	46,687	FLOYD	198,204	LESLIE	41,412	PENDLETON	13,230
BELL	89,653	FRANKLIN	78,953	LETCHER	116,689	PERRY	149,419
BOONE	59,880	FULTON	6,549	LEWIS	25,456	PIKE	182,821
BOURBON	65,378	GALLATIN	9,910	LINCOLN	45,960	POWELL	51,785
BOYD	85,685	GARRARD	24,305	LIVINGSTON	16,177	PULASKI	122,365
BOYLE	38,062	GRANT	21,861	LOGAN	22,729	ROBERTSON	3,944
BRACKEN	7,465	GRAVES	34,662	LYON	7,610	ROCKCASTLE	34,906
BREATHITT	58,893	GRAYSON	21,775	MADISON	156,143	ROWAN	54,656
BRECKINRIDGE	7,769	GREEN	10,671	MAGOFFIN	73,700	RUSSELL	15,770
BULLITT	62,677	GREENUP	99,445	MARION	28,216	SCOTT	91,714
BUTLER	12,091	HANCOCK	2,807	MARSHALL	38,816	SHELBY	29,516
CALDWELL	18,204	HARDIN	74,179	MARTIN	55,084	SIMPSON	18,120
CALLOWAY	25,440	HARLAN	119,070	MASON	15,811	SPENCER	14,975
CAMPBELL	50,828	HARRISON	39,770	MCCRACKEN	81,114	TAYLOR	43,719
CARLISLE	6,101	HART	24,306	MCCREARY	44,355	TODD	6,674
CARROLL	16,359	HENDERSON	28,223	MCLEAN	11,806	TRIGG	10,758
CARTER	71,748	HENRY	14,591	MEADE	14,665	TRIMBLE	8,339
CASEY	27,544	HICKMAN	3,206	MENIFEE	22,579	UNION	4,425
CHRISTIAN	36,736	HOPKINS	63,924	MERCER	31,994	WARREN	91,780
CLARK	101,803	JACKSON	38,423	METCALFE	14,082	WASHINGTON	25,274
CLAY	120,150	JEFFERSON	483,280	MONROE	15,662	WAYNE	48,854
CLINTON	16,738	JESSAMINE	109,881	MONTGOMERY	88,248	WEBSTER	13,144
CRITTENDEN	17,019	JOHNSON	90,325	MORGAN	34,531	WHITLEY	212,576
CUMBERLAND	13,722	KENTON	99,917	MUHLENBERG	87,906	WOLFE	17,488
DAVISS	32,178	KNOTT	60,587	NELSON	42,792	WOODFORD	29,679
						TOTAL	6,291,212



CHFS

KENTUCKY
Cabinet for Health and
Family Services

TEAM
KENTUCKYTM

Per 1000 Buprenorphine/Naloxone Usage Q2 2021

Actual Number of Buprenorphine/Naloxone Doses per 1,000 Residents for Quarter 2, 2021							
COUNTY	PER 1000	COUNTY	PER 1000	COUNTY	PER 1000	COUNTY	PER 1000
ADAIR	1,934	EDMONSON	841	KNOX	2,626	NICHOLAS	4,214
ALLEN	1,129	ELLIOTT	2,079	LARUE	767	OHIO	1,154
ANDERSON	1,338	ESTILL	3,445	LAUREL	2,699	OLDHAM	371
BALLARD	694	FAYETTE	924	LAWRENCE	3,727	OWEN	951
BARREN	1,471	FLEMING	1,586	LEE	4,112	OWSLEY	5,734
BATH	3,787	FLOYD	5,341	LESLIE	3,930	PENDLETON	909
BELL	3,306	FRANKLIN	1,562	LETCHER	5,124	PERRY	5,465
BOONE	466	FULTON	1,060	LEWIS	1,894	PIKE	3,019
BOURBON	3,264	GALLATIN	1,151	LINCOLN	1,886	POWELL	4,207
BOYD	1,780	GARRARD	1,406	LIVINGSTON	1,745	PULASKI	1,913
BOYLE	1,268	GRANT	877	LOGAN	855	ROBERTSON	1,830
BRACKEN	889	GRAVES	932	LYON	943	ROCKCASTLE	2,072
BREATHITT	4,433	GRAYSON	832	MADISON	1,744	ROWAN	2,235
BRECKINRIDGE	389	GREEN	965	MAGOFFIN	5,810	RUSSELL	890
BULLITT	792	GREENUP	2,771	MARION	1,469	SCOTT	1,699
BUTLER	941	HANCOCK	319	MARSHALL	1,238	SHELBY	636
CALDWELL	1,448	HARDIN	691	MARTIN	4,590	SIMPSON	1,002
CALLOWAY	662	HARLAN	4,383	MASON	920	SPENCER	819
CAMPBELL	551	HARRISON	2,133	MCCRACKEN	1,245	TAYLOR	1,721
CARLISLE	1,257	HART	1,305	MCCREARY	2,533	TODD	543
CARROLL	1,532	HENDERSON	610	MCLEAN	1,246	TRIGG	754
CARTER	2,653	HENRY	922	MEADE	521	TRIMBLE	967
CASEY	1,742	HICKMAN	693	MENIFEE	3,524	UNION	297
CHRISTIAN	508	HOPKINS	1,393	MERCER	1,490	WARREN	731
CLARK	2,842	JACKSON	2,874	METCALFE	1,406	WASHINGTON	2,074
CLAY	5,786	JEFFERSON	631	MONROE	1,479	WAYNE	2,389
CLINTON	1,645	JESSAMINE	2,099	MONTGOMERY	3,178	WEBSTER	987
CRITTENDEN	1,852	JOHNSON	3,931	MORGAN	2,597	WHITLEY	5,889
CUMBERLAND	2,037	KENTON	606	MUHLENBERG	2,833	WOLFE	2,443
DAVISS	323	KNOTT	3,898	NELSON	939	WOODFORD	1,136



CHFS

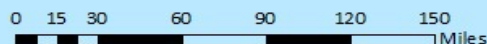
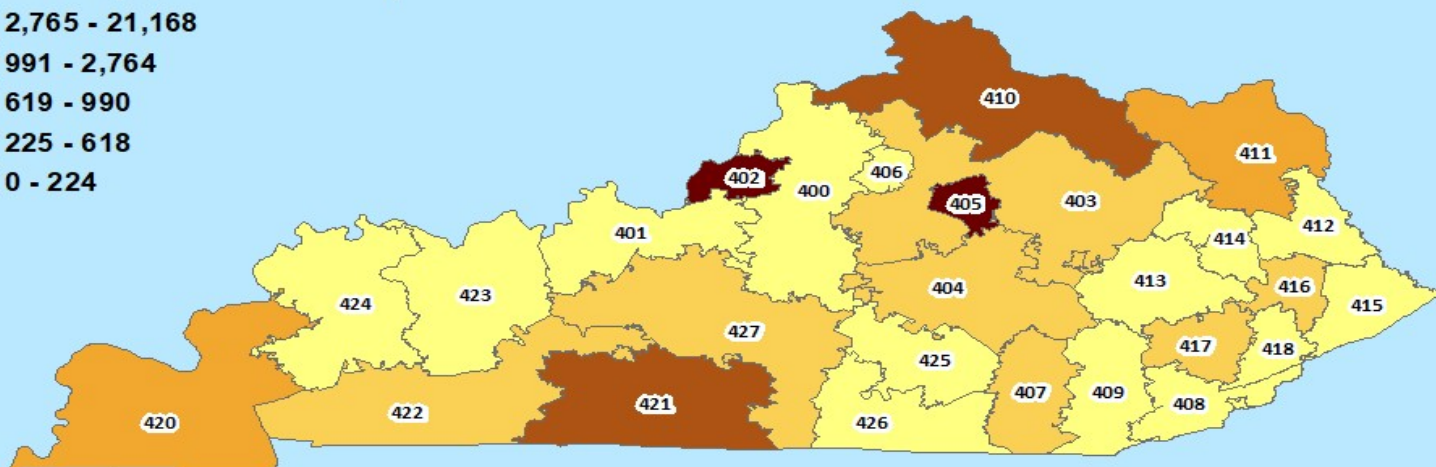

KENTUCKY
Cabinet for Health and
Family Services

TEAM
KENTUCKYTM

Oxymorphone Prescribing Q2 2021

Oxymorphone Doses by Prescriber Address

Kentucky Three Digit Zip Code Areas
Quarter 2 (Apr 01 - Jun 30) 2021



CHFS

KENTUCKY
Cabinet for Health and
Family Services

TEAM
KENTUCKYTM

Oxymorphone Prescribing Q2 2021

3 Digit Zip	Doses By Prescriber Zip-Actual Number of Oxymorphone Doses for Quarter 2, 2021
400	180
401	0
402	17,771
403	540
404	366
405	21,168
406	0
407	371
408	224
409	0
410	2,764
411	780
412	116
413	168
414	0
415	0
416	360
417	360
418	0
420	990
421	1,980
422	540
423	0
424	90
425	0
426	0
427	618
Totals	49,386



CHFS


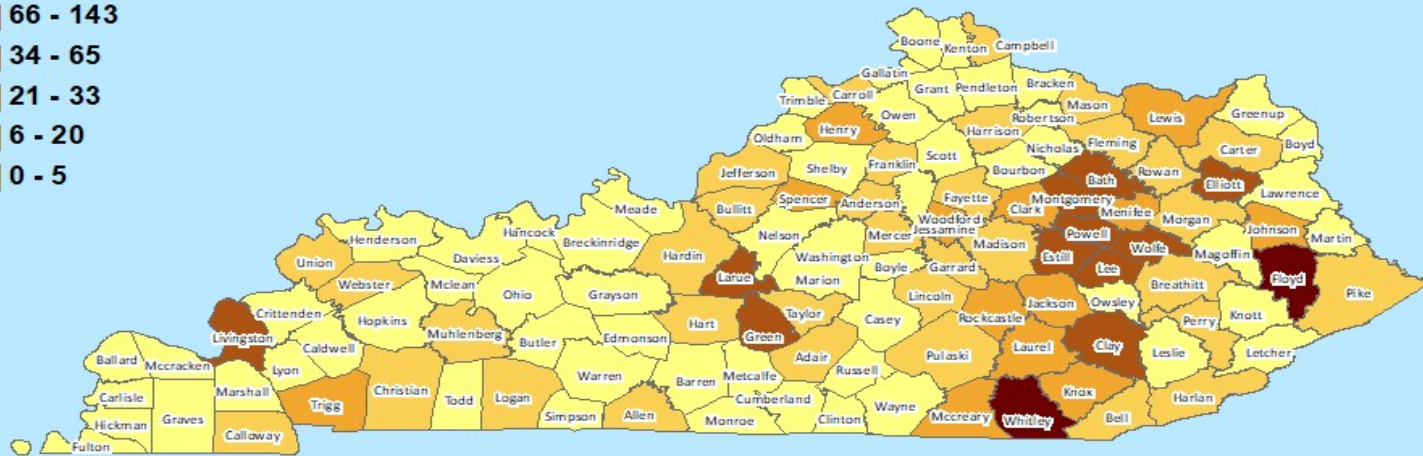

KENTUCKY
Cabinet for Health and
Family Services

TEAM 
KENTUCKY™

Oxymorphone Usage Q2 2021

Oxymorphone Doses per 1000 by Patient Address

Doses per 1000 by Patient Address
Quarter 2 (Apr 01 - Jun 30) 2021



CHFS

KENTUCKY
Cabinet for Health and
Family Services

TEAM
KENTUCKYTM

Oxymorphone Usage Q2 2021

Actual Number of Oxymorphone Doses for Quarter 2, 2021							
COUNTY	# DOSES	COUNTY	# DOSES	COUNTY	# DOSES	COUNTY	# DOSES
ADAIR	360	EDMONSON	0	KNOX	986	NICHOLAS	0
ALLEN	180	ELLIOTT	420	LARUE	600	OHIO	0
ANDERSON	180	ESTILL	570	LAUREL	1,699	OLDHAM	0
BALLARD	0	FAYETTE	3,806	LAWRENCE	0	OWEN	0
BARREN	0	FLEMING	120	LEE	270	OWSLEY	0
BATH	680	FLOYD	5,290	LESLIE	0	PENDLETON	0
BELL	510	FRANKLIN	450	LETCHER	0	PERRY	540
BOONE	406	FULTON	0	LEWIS	360	PIKE	1,110
BOURBON	0	GALLATIN	0	LINCOLN	360	POWELL	540
BOYD	0	GARRARD	270	LIVINGSTON	510	PULASKI	1,148
BOYLE	0	GRANT	0	LOGAN	180	ROBERTSON	0
BRACKEN	0	GRAVES	0	LYON	0	ROCKCASTLE	366
BREATHITT	90	GRAYSON	0	MADISON	1,319	ROWAN	420
BRECKINRIDGE	0	GREEN	720	MAGOFFIN	0	RUSSELL	0
BULLITT	780	GREENUP	180	MARION	0	SCOTT	180
BUTLER	0	HANCOCK	0	MARSHALL	0	SHELBY	0
CALDWELL	0	HARDIN	1,620	MARTIN	0	SIMPSON	0
CALLOWAY	480	HARLAN	464	MASON	270	SPENCER	540
CAMPBELL	660	HARRISON	180	MCCRACKEN	0	TAYLOR	258
CARLISLE	0	HART	270	MCCREARY	360	TODD	0
CARROLL	180	HENDERSON	120	MCLEAN	0	TRIGG	472
CARTER	336	HENRY	390	MEADE	0	TRIMBLE	0
CASEY	0	HICKMAN	0	MENIFEE	180	UNION	240
CHRISTIAN	810	HOPKINS	0	MERCER	360	WARREN	420
CLARK	900	JACKSON	420	METCALFE	0	WASHINGTON	0
CLAY	1,128	JEFFERSON	6,688	MONROE	0	WAYNE	90
CLINTON	0	JESSAMINE	1,170	MONTGOMERY	1,170	WEBSTER	90
CRITTENDEN	0	JOHNSON	738	MORGAN	90	WHITLEY	3,556
CUMBERLAND	0	KENTON	528	MUHLENBERG	308	WOLFE	360
DAVISS	0	KNOTT	0	NELSON	60	WOODFORD	0
						TOTAL	51,506



CHFS

KENTUCKY
Cabinet for Health and
Family Services

TEAM
KENTUCKYTM

Per 1000 Oxymorphone Usage Q2 2021

Actual Number of Oxymorphone Doses per 1,000 Residents for Quarter 2, 2021							
COUNTY	PER 1000	COUNTY	PER 1000	COUNTY	PER 1000	COUNTY	PER 1000
ADAIR	19	EDMONSON	0	KNOX	31	NICHOLAS	0
ALLEN	9	ELLIOTT	55	LARUE	43	OHIO	0
ANDERSON	8	ESTILL	40	LAUREL	28	OLDHAM	0
BALLARD	0	FAYETTE	12	LAWRENCE	0	OWEN	0
BARREN	0	FLEMING	8	LEE	41	OWSLEY	0
BATH	55	FLOYD	143	LESLIE	0	PENDLETON	0
BELL	19	FRANKLIN	9	LETCHER	0	PERRY	20
BOONE	3	FULTON	0	LEWIS	27	PIKE	18
BOURBON	0	GALLATIN	0	LINCOLN	15	POWELL	44
BOYD	0	GARRARD	16	LIVINGSTON	55	PULASKI	18
BOYLE	0	GRANT	0	LOGAN	7	ROBERTSON	0
BRACKEN	0	GRAVES	0	LYON	0	ROCKCASTLE	22
BREATHITT	7	GRAYSON	0	MADISON	15	ROWAN	17
BRECKINRIDGE	0	GREEN	65	MAGOFFIN	0	RUSSELL	0
BULLITT	10	GREENUP	5	MARION	0	SCOTT	3
BUTLER	0	HANCOCK	0	MARSHALL	0	SHELBY	0
CALDWELL	0	HARDIN	15	MARTIN	0	SIMPSON	0
CALLOWAY	12	HARLAN	17	MASON	16	SPENCER	30
CAMPBELL	7	HARRISON	10	MCCRACKEN	0	TAYLOR	10
CARLISLE	0	HART	14	MCCREARY	21	TODD	0
CARROLL	17	HENDERSON	3	MCLEAN	0	TRIGG	33
CARTER	12	HENRY	25	MEADE	0	TRIMBLE	0
CASEY	0	HICKMAN	0	MENIFEE	28	UNION	16
CHRISTIAN	11	HOPKINS	0	MERCER	17	WARREN	3
CLARK	25	JACKSON	31	METCALFE	0	WASHINGTON	0
CLAY	54	JEFFERSON	9	MONROE	0	WAYNE	4
CLINTON	0	JESSAMINE	22	MONTGOMERY	42	WEBSTER	7
CRITTENDEN	0	JOHNSON	32	MORGAN	7	WHITLEY	99
CUMBERLAND	0	KENTON	3	MUHLENBERG	10	WOLFE	50
DAVISS	0	KNOTT	0	NELSON	1	WOODFORD	0



CHFS

KENTUCKY
Cabinet for Health and
Family Services

TEAM
KENTUCKYTM