

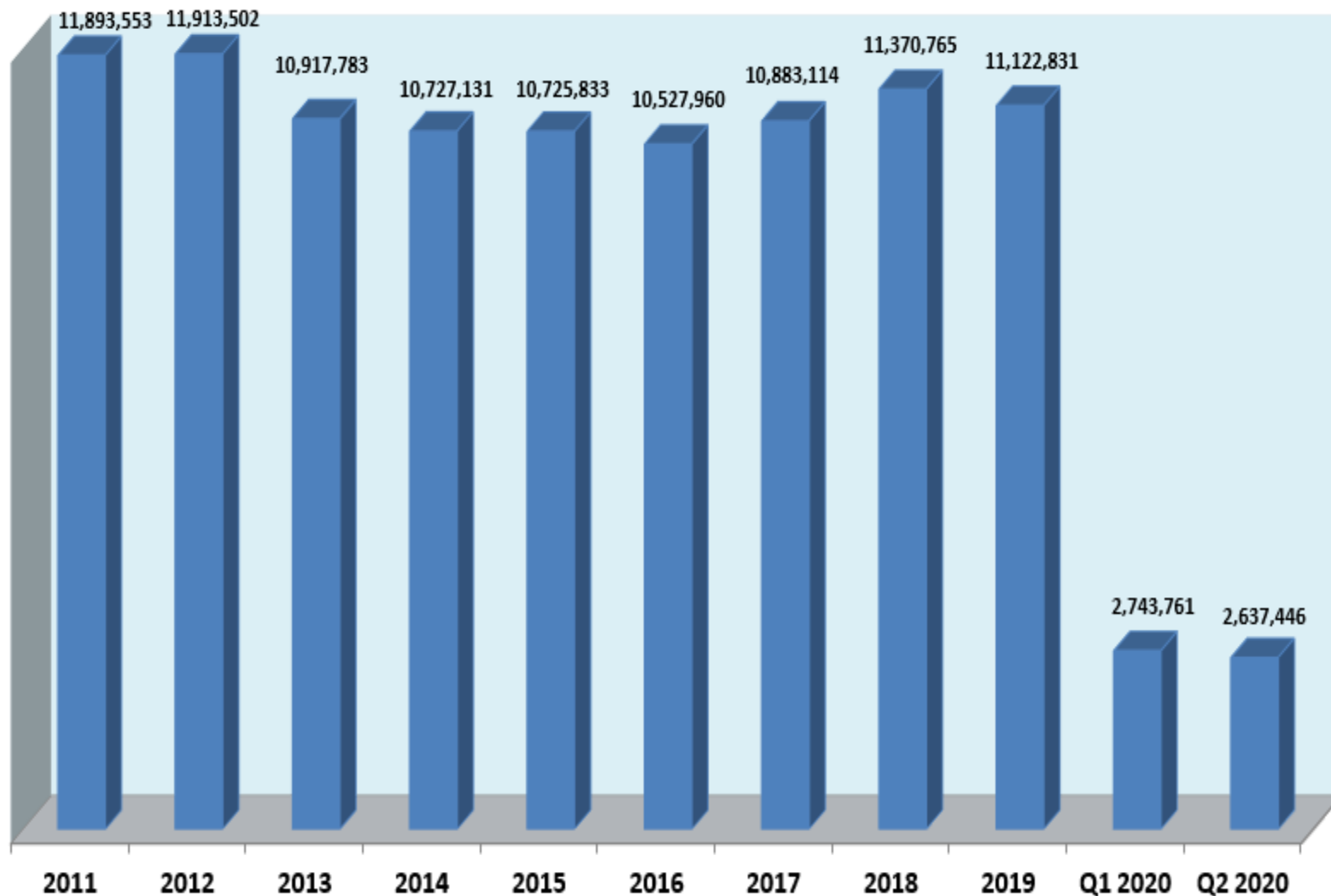
Kentucky All Schedule Prescription Electronic Reporting

Quarterly Trend Report 2nd Quarter 2020

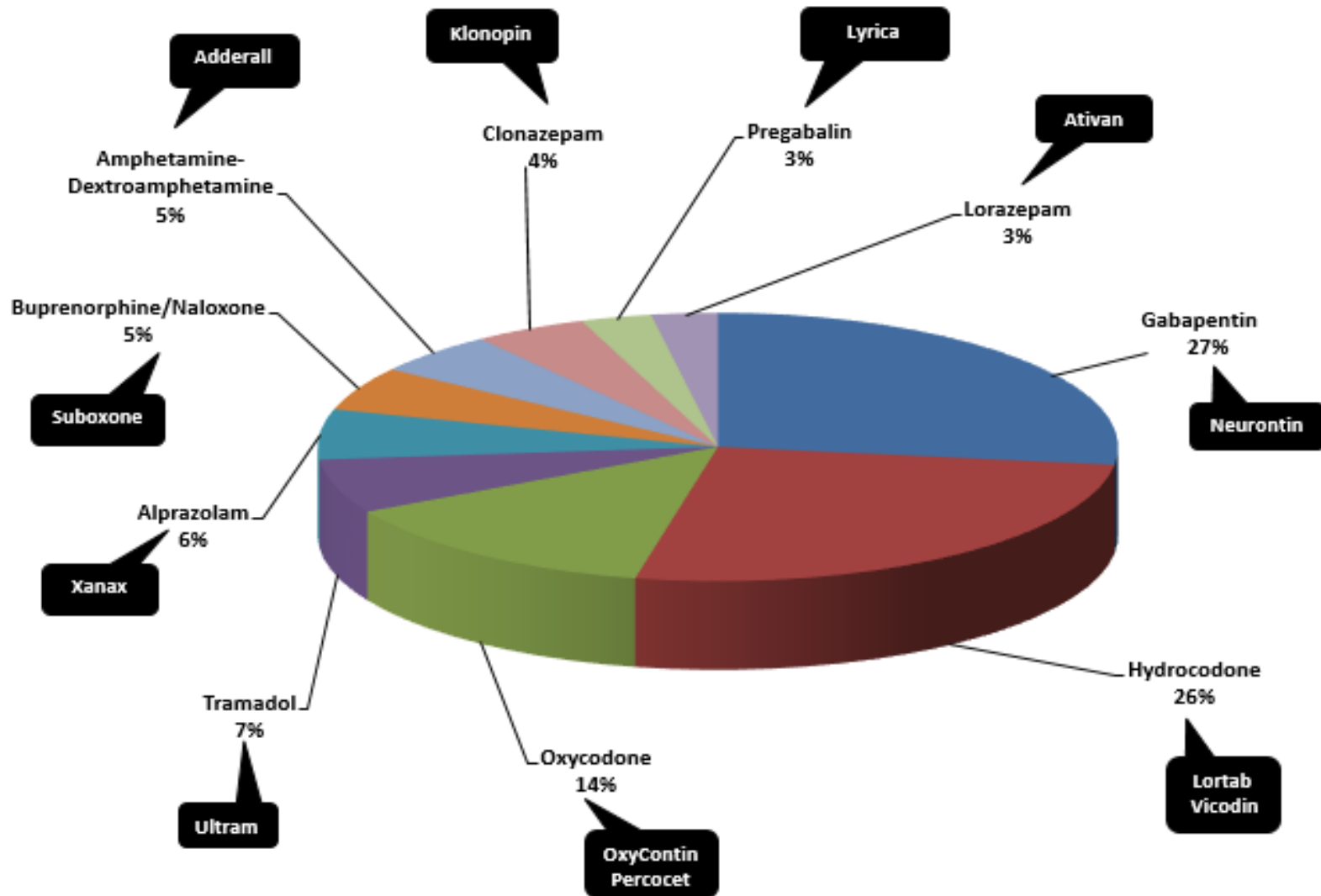
Cabinet for Health and Family Services
Office of Inspector General
275 E. Main Street
Frankfort, KY 40621



KASPER Records Added 2011 – Q2 2020




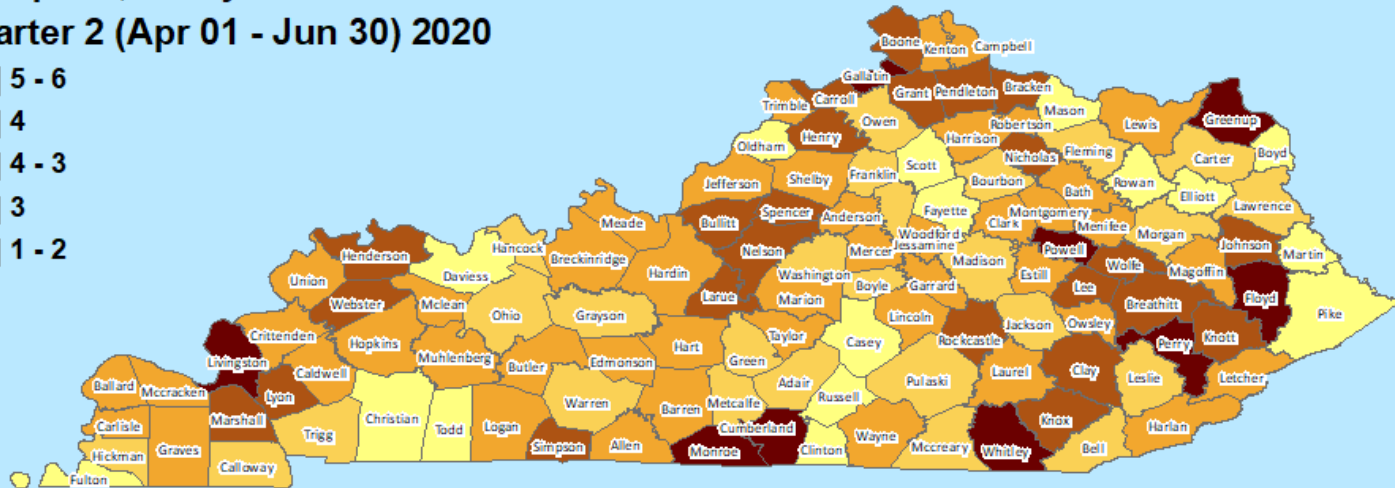
Top Prescribed Controlled Substances by Therapeutic Category by Doses – Q2 2020



Opioid Morphine Equivalent Dose (MED) Data Q2 2020

Rate of Patients Receiving Daily MED ≥ 90 per 1,000 Residents by Patient Address Patient Ages 18 - 65 (Data Excludes Buprenorphine/Naloxone)

Rate per 1,000 by Patient Address
Quarter 2 (Apr 01 - Jun 30) 2020



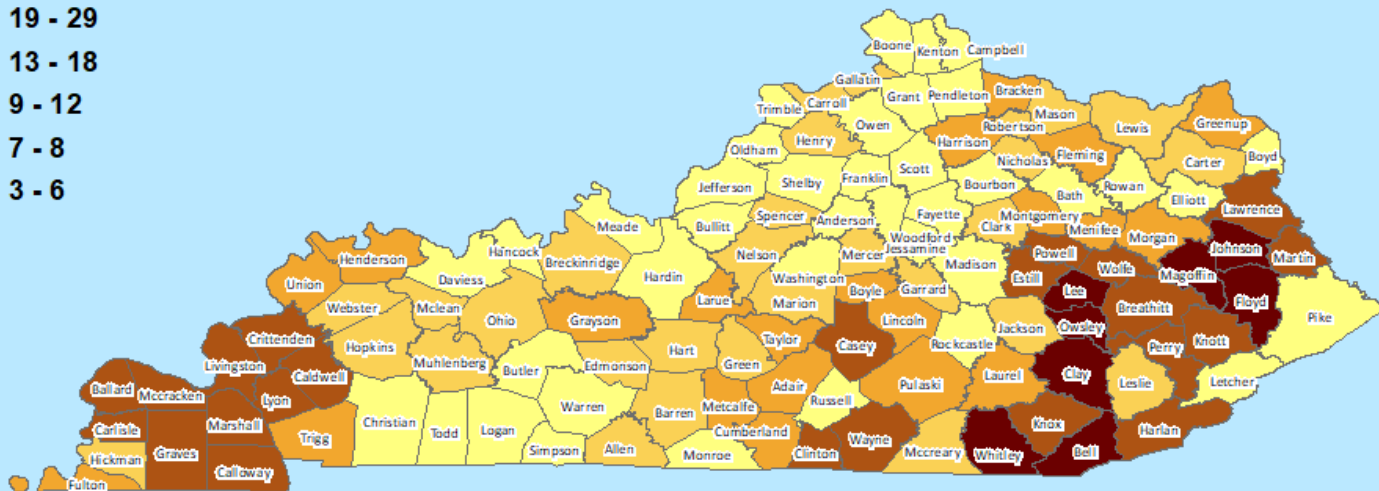

Opioid Morphine Equivalent Dose (MED) Data Q2 2020

Rate of Patients Receiving Daily Morphine Equivalent Dosage \geq 90 per 1,000 Residents for Quarter 2, 2020							
Patient Ages 18 - 65 (Data Excludes Buprenorphine/Naloxone)							
COUNTY	PER 1000	COUNTY	PER 1000	COUNTY	PER 1000	COUNTY	PER 1000
ADAIR	2	EDMONSON	3	KNOX	4	NICHOLAS	4
ALLEN	3	ELLIOTT	2	LARUE	4	OHIO	2
ANDERSON	3	ESTILL	3	LAUREL	3	OLDHAM	2
BALLARD	3	FAYETTE	1	LAWRENCE	2	OWEN	2
BARREN	3	FLEMING	2	LEE	4	OWSLEY	3
BATH	3	FLOYD	5	LESLIE	2	PENDLETON	4
BELL	2	FRANKLIN	2	LETCHER	3	PERRY	6
BOONE	4	FULTON	2	LEWIS	3	PIKE	2
BOURBON	2	GALLATIN	5	LINCOLN	3	POWELL	6
BOYD	2	GARRARD	3	LIVINGSTON	5	PULASKI	2
BOYLE	2	GRANT	3	LOGAN	3	ROBERTSON	3
BRACKEN	4	GRAVES	3	LYON	3	ROCKCASTLE	4
BREATHITT	4	GRAYSON	3	MADISON	2	ROWAN	2
BRECKINRIDGE	3	GREEN	2	MAGOFFIN	3	RUSSELL	1
BULLITT	4	GREENUP	5	MARION	3	SCOTT	2
BUTLER	3	HANCOCK	2	MARSHALL	4	SHELBY	3
CALDWELL	3	HARDIN	3	MARTIN	1	SIMPSON	4
CALLOWAY	2	HARLAN	3	MASON	2	SPENCER	4
CAMPBELL	3	HARRISON	3	MCCRACKEN	3	TAYLOR	3
CARLISLE	3	HART	3	MCCREARY	2	TODD	2
CARROLL	3	HENDERSON	4	MCLEAN	3	TRIGG	2
CARTER	2	HENRY	4	MEADE	3	TRIMBLE	3
CASEY	2	HICKMAN	2	MENIFEE	3	UNION	3
CHRISTIAN	1	HOPKINS	3	MERCER	3	WARREN	2
CLARK	3	JACKSON	2	METCALFE	2	WASHINGTON	2
CLAY	4	JEFFERSON	3	MONROE	5	WAYNE	3
CLINTON	2	JESSAMINE	3	MONTGOMERY	3	WEBSTER	4
CRITTENDEN	3	JOHNSON	4	MORGAN	2	WHITLEY	5
CUMBERLAND	5	KENTON	3	MUHLENBERG	3	WOLFE	4
DAVISS	1	KNOTT	4	NELSON	3	WOODFORD	2

Patients with Seven or More Days of Overlapping Opioid and Benzodiazepine Prescriptions Q2 2020

Opioid and Benzodiazepine 7-Day Overlap by Patient Address

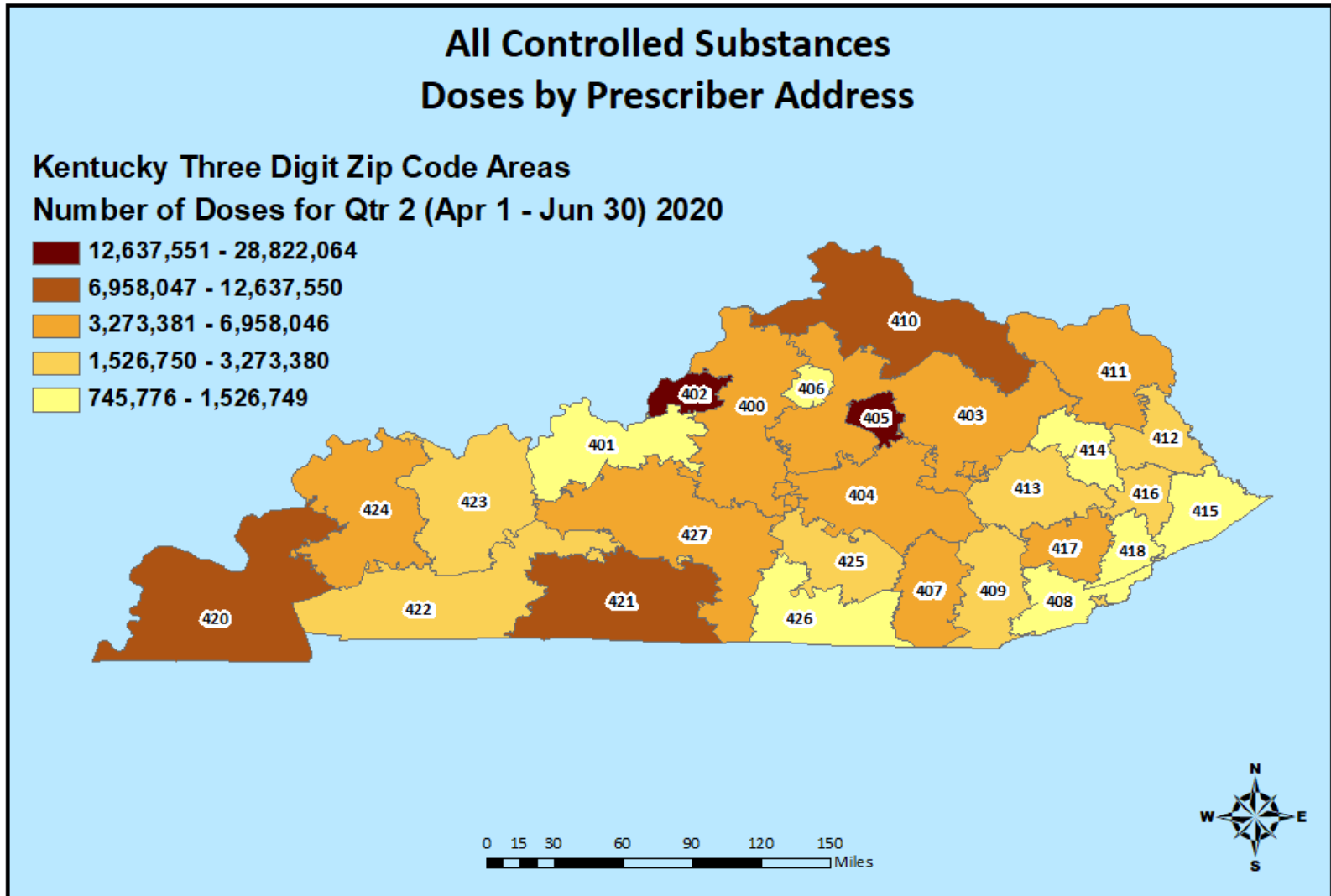
Rate per 1,000 of 7-Day Overlap by Patient Address
Quarter 2 (Apr 01 - Jun 30) 2020



Patients with Seven or More Days of Overlapping Opioid and Benzodiazepine Prescriptions Q2 2020

Rate of Patients With at Least a 7-Day Overlap of Opioids and Benzodiazepines per 1,000 for Quarter 2, 2020							
COUNTY	PER 1000	COUNTY	PER 1000	COUNTY	PER 1000	COUNTY	PER 1000
ADAIR	12	EDMONSON	8	KNOX	16	NICHOLAS	7
ALLEN	8	ELLIOTT	6	LARUE	11	OHIO	7
ANDERSON	6	ESTILL	13	LAUREL	9	OLDHAM	3
BALLARD	12	FAYETTE	4	LAWRENCE	12	OWEN	6
BARREN	8	FLEMING	9	LEE	22	OWSLEY	24
BATH	6	FLOYD	21	LESLIE	8	PENDLETON	6
BELL	29	FRANKLIN	6	LETCHER	6	PERRY	17
BOONE	5	FULTON	11	LEWIS	8	PIKE	6
BOURBON	6	GALLATIN	8	LINCOLN	10	POWELL	14
BOYD	5	GARRARD	7	LIVINGSTON	17	PULASKI	10
BOYLE	9	GRANT	6	LOGAN	5	ROBERTSON	8
BRACKEN	12	GRAVES	14	LYON	16	ROCKCASTLE	5
BREATHITT	14	GRAYSON	9	MADISON	6	ROWAN	5
BRECKINRIDGE	7	GREEN	8	MAGOFFIN	19	RUSSELL	4
BULLITT	6	GREENUP	10	MARION	7	SCOTT	5
BUTLER	6	HANCOCK	4	MARSHALL	15	SHELBY	6
CALDWELL	12	HARDIN	6	MARTIN	16	SIMPSON	5
CALLOWAY	13	HARLAN	13	MASON	7	SPENCER	8
CAMPBELL	6	HARRISON	9	MCCRACKEN	14	TAYLOR	11
CARLISLE	15	HART	8	MCCREARY	8	TODD	5
CARROLL	8	HENDERSON	11	MCLEAN	8	TRIGG	9
CARTER	7	HENRY	7	MEADE	4	TRIMBLE	6
CASEY	13	HICKMAN	8	MENIFEE	10	UNION	10
CHRISTIAN	5	HOPKINS	7	MERCER	7	WARREN	5
CLARK	7	JACKSON	8	METCALFE	10	WASHINGTON	6
CLAY	24	JEFFERSON	6	MONROE	6	WAYNE	14
CLINTON	12	JESSAMINE	5	MONTGOMERY	10	WEBSTER	8
CRITTENDEN	13	JOHNSON	21	MORGAN	10	WHITLEY	20
CUMBERLAND	9	KENTON	5	MUHLENBERG	8	WOLFE	18
DAVISS	4	KNOTT	15	NELSON	7	WOODFORD	5

Controlled Substance Prescribing Q2 2020




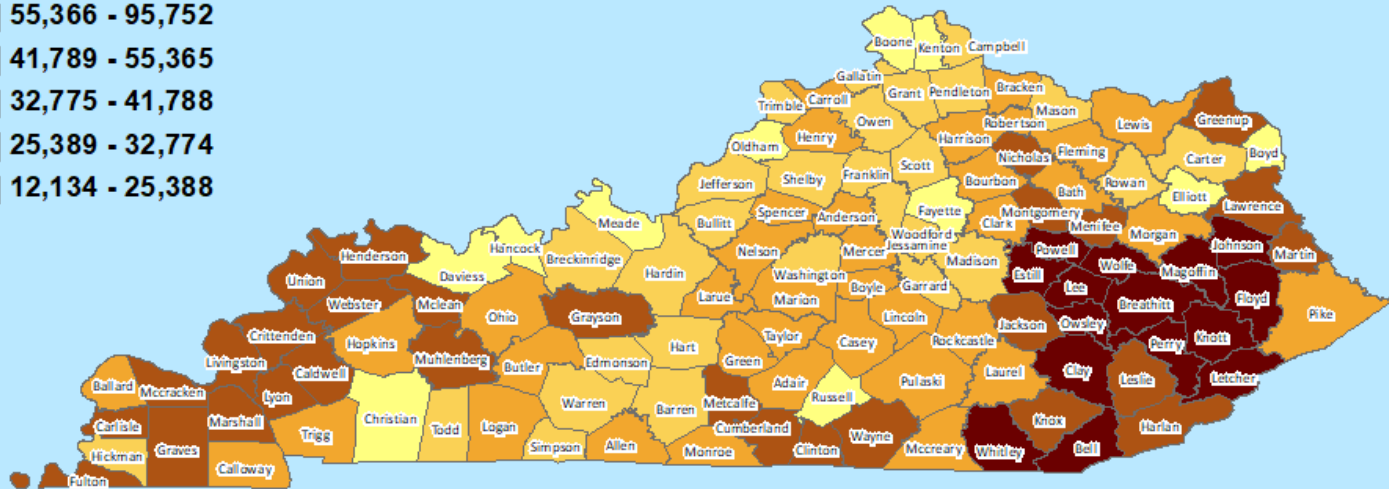

Controlled Substance Prescribing Q2 2020

3 Digit Zip	Doses By Prescriber Zip-Actual Number of all Controlled Substances for Quarter 2, 2020
400	4,047,840
401	1,441,734
402	28,822,064
403	6,958,046
404	5,144,620
405	18,839,819
406	1,526,749
407	5,152,588
408	898,249
409	3,273,380
410	12,637,550
411	3,783,062
412	2,331,098
413	2,069,382
414	959,677
415	745,776
416	2,052,179
417	3,926,749
418	816,755
420	10,033,694
421	8,575,775
422	2,083,417
423	2,427,993
424	4,089,502
425	2,301,520
426	1,426,261
427	6,129,418
Totals	142,494,897

Controlled Substance Usage Q2 2020

All Controlled Substances Usage Dosage Rate per 1000 by Patient Address

Doses per 1000 by Patient Address
Quarter 2 (Apr 01 - Jun 30) 2020



Controlled Substance Usage Q2 2020

Actual Number of All Controlled Substances Doses for Quarter 2, 2020							
COUNTY	# DOSES	COUNTY	# DOSES	COUNTY	# DOSES	COUNTY	# DOSES
ADAIR	661,815	EDMONSON	374,193	KNOX	1,552,179	NICHOLAS	311,395
ALLEN	719,053	ELLIOTT	178,846	LARUE	558,559	OHIO	953,978
ANDERSON	782,692	ESTILL	843,787	LAUREL	2,393,725	OLDHAM	1,390,990
BALLARD	282,761	FAYETTE	6,974,912	LAWRENCE	725,816	OWEN	293,867
BARREN	1,441,841	FLEMING	523,971	LEE	511,365	OWSLEY	430,023
BATH	513,250	FLOYD	2,741,349	LESLIE	531,424	PENDLETON	432,168
BELL	1,665,492	FRANKLIN	1,519,976	LETCHER	1,343,080	PERRY	2,097,158
BOONE	3,263,275	FULTON	269,339	LEWIS	515,335	PIKE	2,230,882
BOURBON	724,537	GALLATIN	250,944	LINCOLN	927,250	POWELL	780,114
BOYD	1,050,549	GARRARD	520,374	LIVINGSTON	492,896	PULASKI	2,428,421
BOYLE	1,025,877	GRANT	719,117	LOGAN	939,063	ROBERTSON	75,492
BRACKEN	328,949	GRAVES	1,676,338	LYON	363,969	ROCKCASTLE	660,139
BREATHITT	813,350	GRAYSON	1,290,833	MADISON	2,918,651	ROWAN	634,707
BRECKINRIDGE	628,058	GREEN	387,126	MAGOFFIN	845,427	RUSSELL	215,041
BULLITT	2,376,589	GREENUP	1,680,422	MARION	664,885	SCOTT	1,488,125
BUTLER	449,271	HANCOCK	220,738	MARSHALL	1,438,101	SHELBY	1,375,718
CALDWELL	580,598	HARDIN	3,456,214	MARTIN	664,492	SIMPSON	555,873
CALLOWAY	1,359,831	HARLAN	1,470,216	MASON	497,522	SPENCER	648,454
CAMPBELL	2,413,115	HARRISON	708,580	MCCRACKEN	2,948,608	TAYLOR	1,022,119
CARLISLE	216,427	HART	602,463	MCCREARY	698,290	TODD	385,238
CARROLL	441,521	HENDERSON	1,961,131	MCLEAN	401,629	TRIGG	522,338
CARTER	843,719	HENRY	544,789	MEADE	616,457	TRIMBLE	246,280
CASEY	548,840	HICKMAN	140,355	MENIFEE	277,978	UNION	626,305
CHRISTIAN	1,664,351	HOPKINS	1,903,906	MERCER	755,727	WARREN	3,471,641
CLARK	1,406,180	JACKSON	620,436	METCALFE	432,642	WASHINGTON	360,243
CLAY	1,691,139	JEFFERSON	21,874,533	MONROE	423,158	WAYNE	903,483
CLINTON	443,387	JESSAMINE	1,647,797	MONTGOMERY	1,254,818	WEBSTER	665,016
CRITTENDEN	428,909	JOHNSON	1,386,819	MORGAN	555,695	WHITLEY	2,586,591
CUMBERLAND	292,952	KENTON	3,720,010	MUHLENBERG	1,597,021	WOLFE	421,366
DAVISS	2,032,112	KNOTT	992,416	NELSON	1,592,671	WOODFORD	753,197
TOTAL						150,697,165	

Per 1000 Controlled Substance Usage Q2 2020


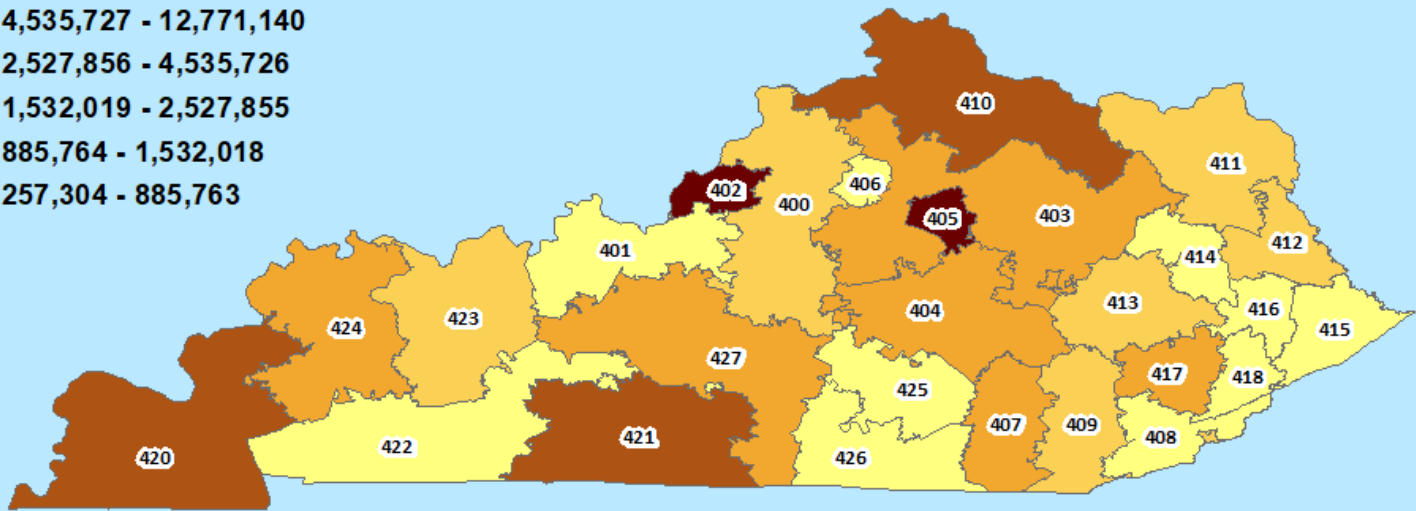
Actual Number of All Controlled Substances Doses per 1,000 Residents for Quarter 2, 2020							
COUNTY	PER 1000	COUNTY	PER 1000	COUNTY	PER 1000	COUNTY	PER 1000
ADAIR	34,327	EDMONSON	30,889	KNOX	48,985	NICHOLAS	43,958
ALLEN	34,853	ELLIOTT	23,570	LARUE	39,625	OHIO	39,133
ANDERSON	35,323	ESTILL	58,977	LAUREL	39,730	OLDHAM	21,217
BALLARD	35,108	FAYETTE	21,903	LAWRENCE	45,755	OWEN	27,614
BARREN	32,774	FLEMING	36,118	LEE	77,715	OWSLEY	95,752
BATH	41,636	FLOYD	73,871	LESLIE	50,429	PENDLETON	29,682
BELL	61,419	FRANKLIN	30,063	LETCHER	58,977	PERRY	76,698
BOONE	25,388	FULTON	43,589	LEWIS	38,338	PIKE	36,841
BOURBON	36,173	GALLATIN	29,149	LINCOLN	38,046	POWELL	63,383
BOYD	21,826	GARRARD	30,093	LIVINGSTON	53,177	PULASKI	37,970
BOYLE	34,175	GRANT	28,854	LOGAN	35,312	ROBERTSON	35,031
BRACKEN	39,161	GRAVES	45,085	LYON	45,107	ROCKCASTLE	39,177
BREATHITT	61,228	GRAYSON	49,299	MADISON	32,594	ROWAN	25,958
BRECKINRIDGE	31,464	GREEN	35,002	MAGOFFIN	66,653	RUSSELL	12,134
BULLITT	30,026	GREENUP	46,818	MARION	34,620	SCOTT	27,572
BUTLER	34,976	HANCOCK	25,055	MARSHALL	45,851	SHELBY	29,644
CALDWELL	46,197	HARDIN	32,206	MARTIN	55,365	SIMPSON	30,740
CALLOWAY	35,378	HARLAN	54,116	MASON	28,943	SPENCER	35,485
CAMPBELL	26,169	HARRISON	38,002	MCCRACKEN	45,250	TAYLOR	40,246
CARLISLE	44,578	HART	32,344	MCCREARY	39,877	TODD	31,333
CARROLL	41,345	HENDERSON	42,400	MCLEAN	42,388	TRIGG	36,619
CARTER	31,196	HENRY	34,441	MEADE	21,918	TRIMBLE	28,571
CASEY	34,704	HICKMAN	30,334	MENIFEE	43,380	UNION	42,090
CHRISTIAN	23,004	HOPKINS	41,476	MERCER	35,188	WARREN	27,655
CLARK	39,258	JACKSON	46,412	METCALFE	43,186	WASHINGTON	29,555
CLAY	81,438	JEFFERSON	28,581	MONROE	39,966	WAYNE	44,174
CLINTON	43,568	JESSAMINE	31,472	MONTGOMERY	45,184	WEBSTER	49,941
CRITTENDEN	46,681	JOHNSON	60,354	MORGAN	41,788	WHITLEY	71,659
CUMBERLAND	43,478	KENTON	22,553	MUHLENBERG	51,470	WOLFE	58,858
DAVISS	20,388	KNOTT	63,846	NELSON	34,958	WOODFORD	28,832

Opioid Prescribing Q2 2020

All Opioid Controlled Substances Doses by Prescriber Address

Kentucky Three Digit Zip Code Areas

Number of Opioid Doses for Qtr 2 (Apr 1 - Jun 30) 2020




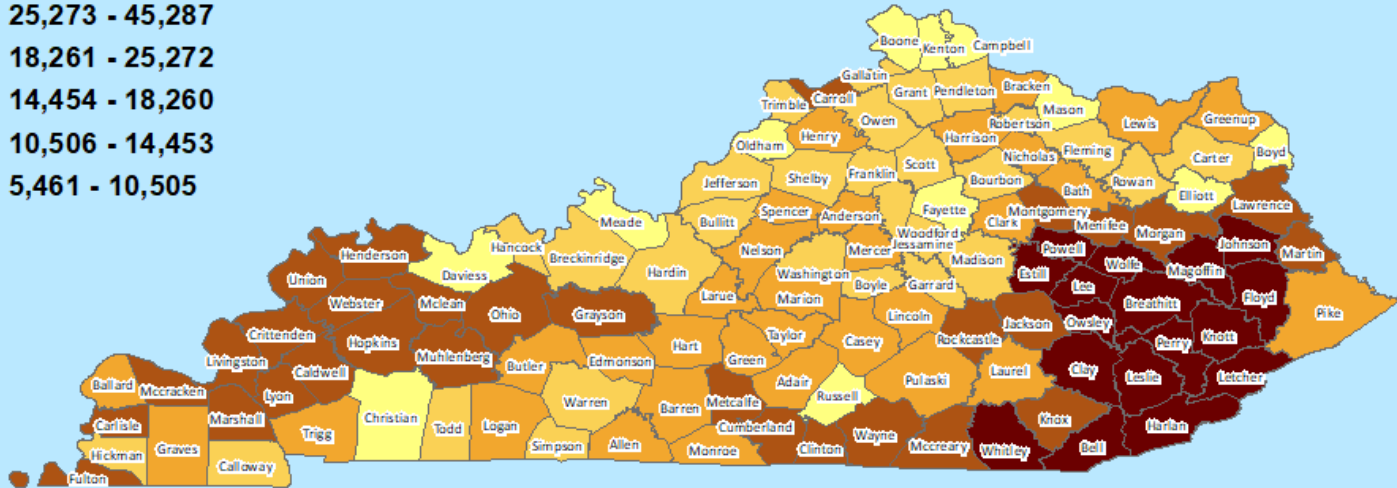

Opioid Prescribing Q2 2020

3 Digit Zip	Doses By Prescriber Zip-Actual Number of All Opioids for Quarter 2, 2020
400	1,361,241
401	490,835
402	12,771,140
403	2,504,219
404	2,276,726
405	8,429,861
406	828,036
407	2,276,987
408	423,125
409	1,532,018
410	4,535,726
411	1,344,018
412	992,434
413	1,039,053
414	439,732
415	257,304
416	885,763
417	2,035,444
418	335,645
420	4,440,058
421	4,171,895
422	676,275
423	997,029
424	1,746,735
425	792,523
426	671,326
427	2,527,855
Totals	60,783,003

Opioid Usage Q2 2020

All Opioid Controlled Substances Usage Dosage Rate per 1000 by Patient Address

Doses per 1000 by Patient Address
Quarter 2 (Apr 01 - Jun 30) 2020



Opioid Usage

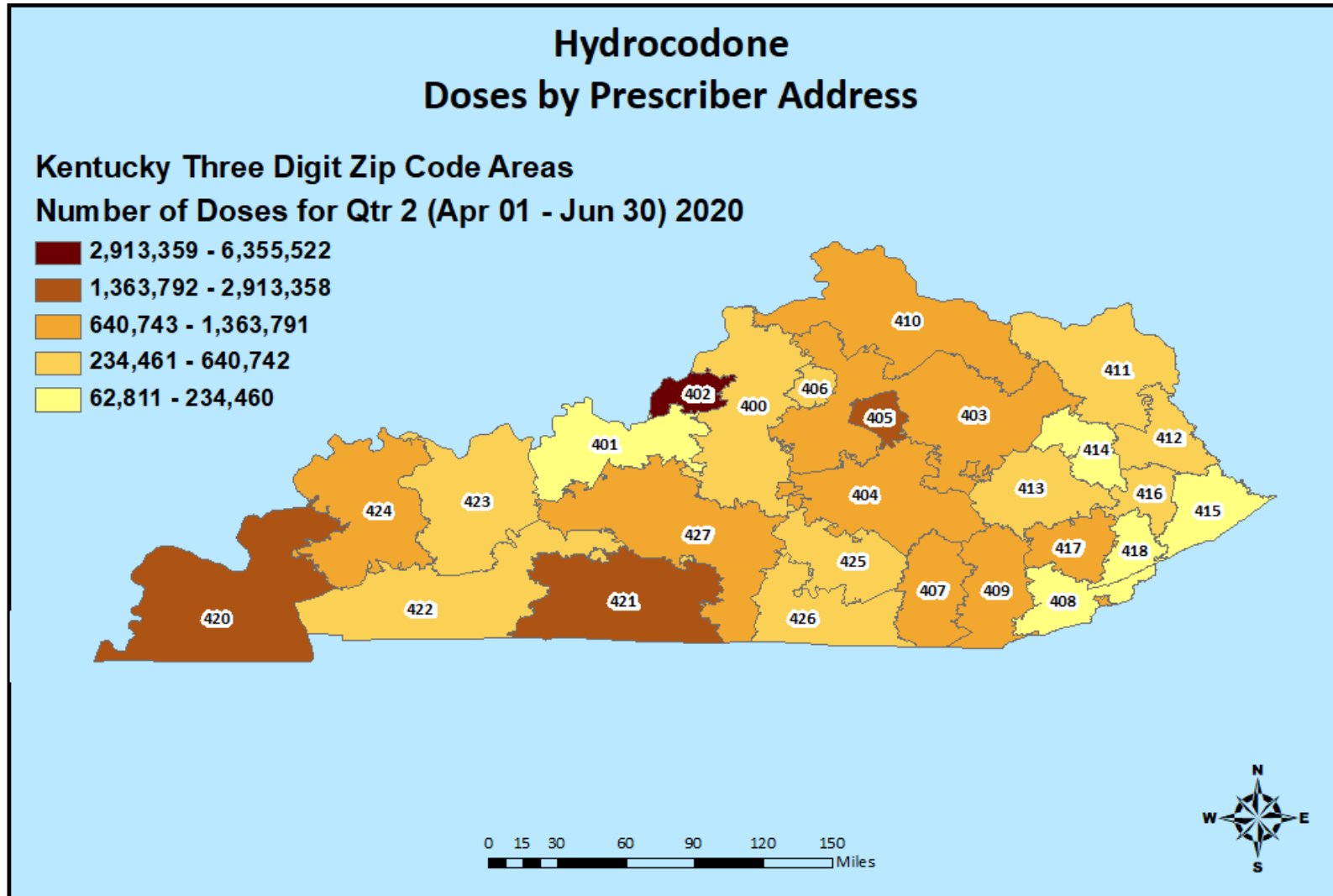
Q2 2020

Actual Number of All Opioid Doses for Quarter 2, 2020							
COUNTY	# DOSES	COUNTY	# DOSES	COUNTY	# DOSES	COUNTY	# DOSES
ADAIR	310,753	EDMONSON	190,347	KNOX	681,227	NICHOLAS	129,148
ALLEN	358,423	ELLIOTT	79,714	LARUE	243,539	OHIO	456,381
ANDERSON	346,158	ESTILL	407,843	LAUREL	1,073,203	OLDHAM	478,829
BALLARD	135,325	FAYETTE	2,407,854	LAWRENCE	309,540	OWEN	124,734
BARREN	659,450	FLEMING	200,632	LEE	237,182	OWSLEY	203,382
BATH	224,364	FLOYD	1,335,242	LESLIE	298,444	PENDLETON	181,670
BELL	811,025	FRANKLIN	642,839	LETCHER	623,486	PERRY	1,019,663
BOONE	1,199,051	FULTON	124,118	LEWIS	215,313	PIKE	1,003,482
BOURBON	289,493	GALLATIN	119,048	LINCOLN	417,266	POWELL	365,758
BOYD	376,633	GARRARD	232,710	LIVINGSTON	234,168	PULASKI	1,034,982
BOYLE	425,418	GRANT	318,990	LOGAN	448,602	ROBERTSON	25,793
BRACKEN	127,768	GRAVES	678,925	LYON	158,393	ROCKCASTLE	372,064
BREATHITT	384,977	GRAYSON	566,607	MADISON	1,277,582	ROWAN	276,679
BRECKINRIDGE	280,354	GREEN	174,534	MAGOFFIN	389,461	RUSSELL	96,780
BULLITT	1,087,397	GREENUP	605,372	MARION	300,880	SCOTT	589,935
BUTLER	215,365	HANCOCK	101,976	MARSHALL	608,393	SHELBY	566,298
CALDWELL	241,632	HARDIN	1,463,583	MARTIN	255,534	SIMPSON	258,098
CALLOWAY	522,347	HARLAN	737,564	MASON	166,167	SPENCER	277,176
CAMPBELL	925,534	HARRISON	275,593	MCCRACKEN	1,241,434	TAYLOR	453,975
CARLISLE	96,089	HART	286,446	MCCREARY	352,396	TODD	171,721
CARROLL	209,011	HENDERSON	875,537	MCLEAN	188,836	TRIGG	224,266
CARTER	345,058	HENRY	237,046	MEADE	278,626	TRIMBLE	122,715
CASEY	246,661	HICKMAN	58,293	MENIFEE	134,120	UNION	300,049
CHRISTIAN	707,752	HOPKINS	940,511	MERCER	318,719	WARREN	1,516,764
CLARK	592,437	JACKSON	273,411	METCALFE	201,324	WASHINGTON	158,043
CLAY	824,363	JEFFERSON	9,241,251	MONROE	192,129	WAYNE	458,121
CLINTON	227,270	JESSAMINE	655,313	MONTGOMERY	532,417	WEBSTER	329,114
CRITTENDEN	209,345	JOHNSON	609,858	MORGAN	261,305	WHITLEY	1,146,015
CUMBERLAND	146,905	KENTON	1,383,968	MUHLENBERG	784,142	WOLFE	193,739
DAVISS	859,733	KNOTT	490,377	NELSON	701,548	WOODFORD	289,180
TOTAL						65,051,523	

Per 1000 Opioid Usage Q2 2020

Actual Number of All Opioid Doses per 1,000 Residents for Quarter 2, 2020							
COUNTY	PER 1000	COUNTY	PER 1000	COUNTY	PER 1000	COUNTY	PER 1000
ADAIR	16,118	EDMONSON	15,713	KNOX	21,499	NICHOLAS	18,231
ALLEN	17,373	ELLIOTT	10,505	LARUE	17,277	OHIO	18,721
ANDERSON	15,622	ESTILL	28,507	LAUREL	17,812	OLDHAM	7,304
BALLARD	16,802	FAYETTE	7,561	LAWRENCE	19,513	OWEN	11,721
BARREN	14,990	FLEMING	13,830	LEE	36,046	OWSLEY	45,287
BATH	18,201	FLOYD	35,981	LESLIE	28,321	PENDLETON	12,477
BELL	29,908	FRANKLIN	12,714	LETCHER	27,378	PERRY	37,292
BOONE	9,329	FULTON	20,087	LEWIS	16,018	PIKE	16,571
BOURBON	14,453	GALLATIN	13,828	LINCOLN	17,121	POWELL	29,717
BOYD	7,825	GARRARD	13,458	LIVINGSTON	25,264	PULASKI	16,183
BOYLE	14,172	GRANT	12,799	LOGAN	16,869	ROBERTSON	11,969
BRACKEN	15,210	GRAVES	18,260	LYON	19,630	ROCKCASTLE	22,081
BREATHITT	28,981	GRAYSON	21,639	MADISON	14,267	ROWAN	11,316
BRECKINRIDGE	14,045	GREEN	15,781	MAGOFFIN	30,705	RUSSELL	5,461
BULLITT	13,738	GREENUP	16,866	MARION	15,667	SCOTT	10,930
BUTLER	16,766	HANCOCK	11,575	MARSHALL	19,397	SHELBY	12,203
CALDWELL	19,226	HARDIN	13,638	MARTIN	21,291	SIMPSON	14,273
CALLOWAY	13,590	HARLAN	27,148	MASON	9,666	SPENCER	15,168
CAMPBELL	10,037	HARRISON	14,780	MCCRACKEN	19,052	TAYLOR	17,875
CARLISLE	19,792	HART	15,378	MCCREARY	20,124	TODD	13,967
CARROLL	19,572	HENDERSON	18,929	MCLEAN	19,930	TRIGG	15,723
CARTER	12,758	HENRY	14,986	MEADE	9,906	TRIMBLE	14,236
CASEY	15,597	HICKMAN	12,598	MENIFEE	20,930	UNION	20,165
CHRISTIAN	9,782	HOPKINS	20,489	MERCER	14,840	WARREN	12,083
CLARK	16,540	JACKSON	20,453	METCALFE	20,096	WASHINGTON	12,966
CLAY	39,698	JEFFERSON	12,075	MONROE	18,146	WAYNE	22,399
CLINTON	22,332	JESSAMINE	12,516	MONTGOMERY	19,172	WEBSTER	24,716
CRITTENDEN	22,785	JOHNSON	26,541	MORGAN	19,650	WHITLEY	31,749
CUMBERLAND	21,802	KENTON	8,390	MUHLENBERG	25,272	WOLFE	27,062
DAVISS	8,625	KNOTT	31,548	NELSON	15,399	WOODFORD	11,070

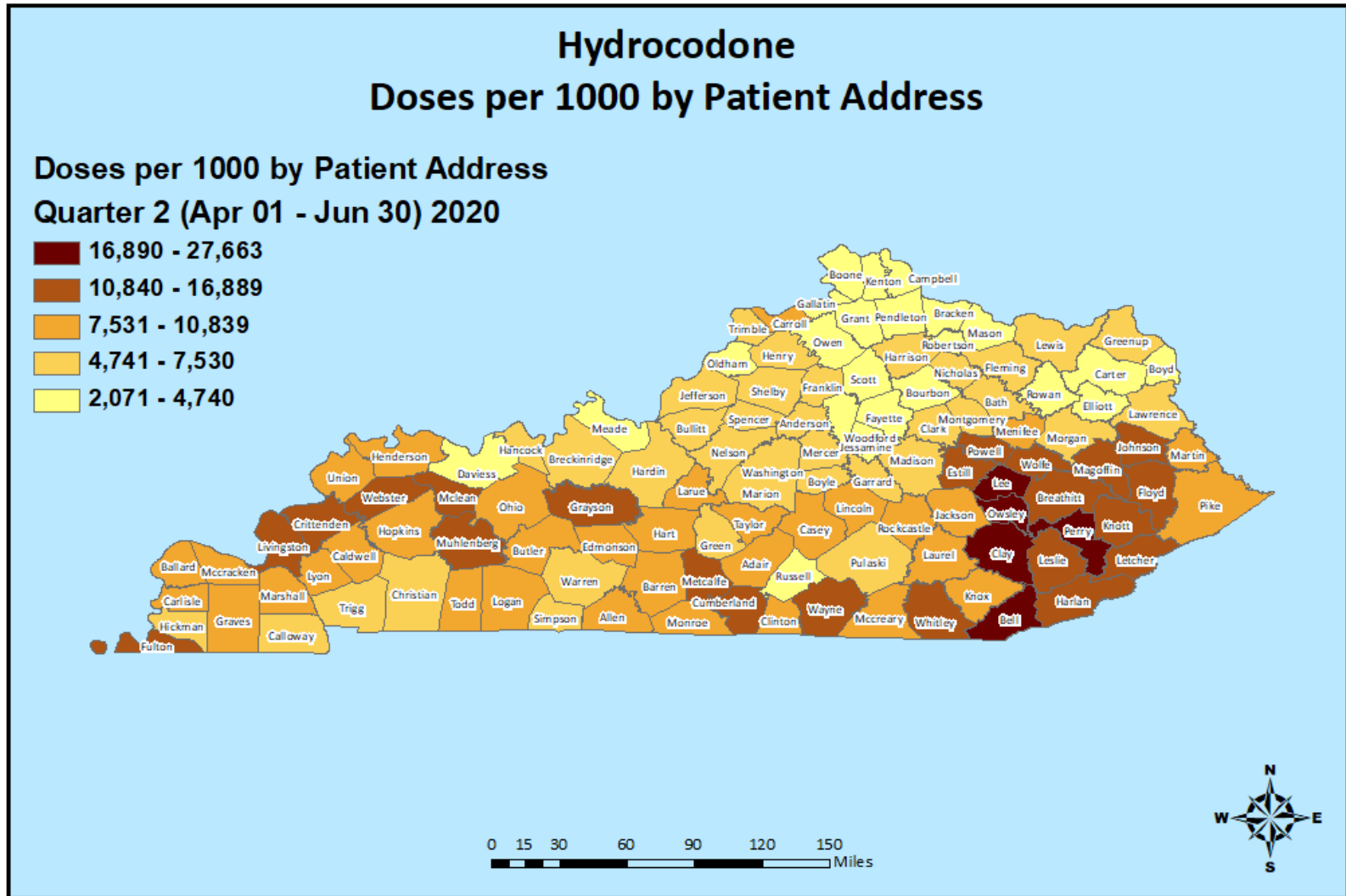
Hydrocodone Prescribing Q2 2020



Hydrocodone Prescribing Q2 2020

3 Digit Zip	Doses By Prescriber Zip-Actual Number of all Hydrocodone Doses for Quarter 2, 2020
400	640,742
401	234,460
402	6,355,522
403	935,939
404	1,007,951
405	2,913,358
406	341,913
407	1,117,650
408	198,279
409	895,397
410	1,363,791
411	486,399
412	350,584
413	521,096
414	197,140
415	62,811
416	485,841
417	1,244,299
418	105,657
420	2,231,647
421	2,334,232
422	381,801
423	487,337
424	959,255
425	355,967
426	385,450
427	1,234,445
Totals	27,828,963

Hydrocodone Usage Q2 2020



Hydrocodone Usage

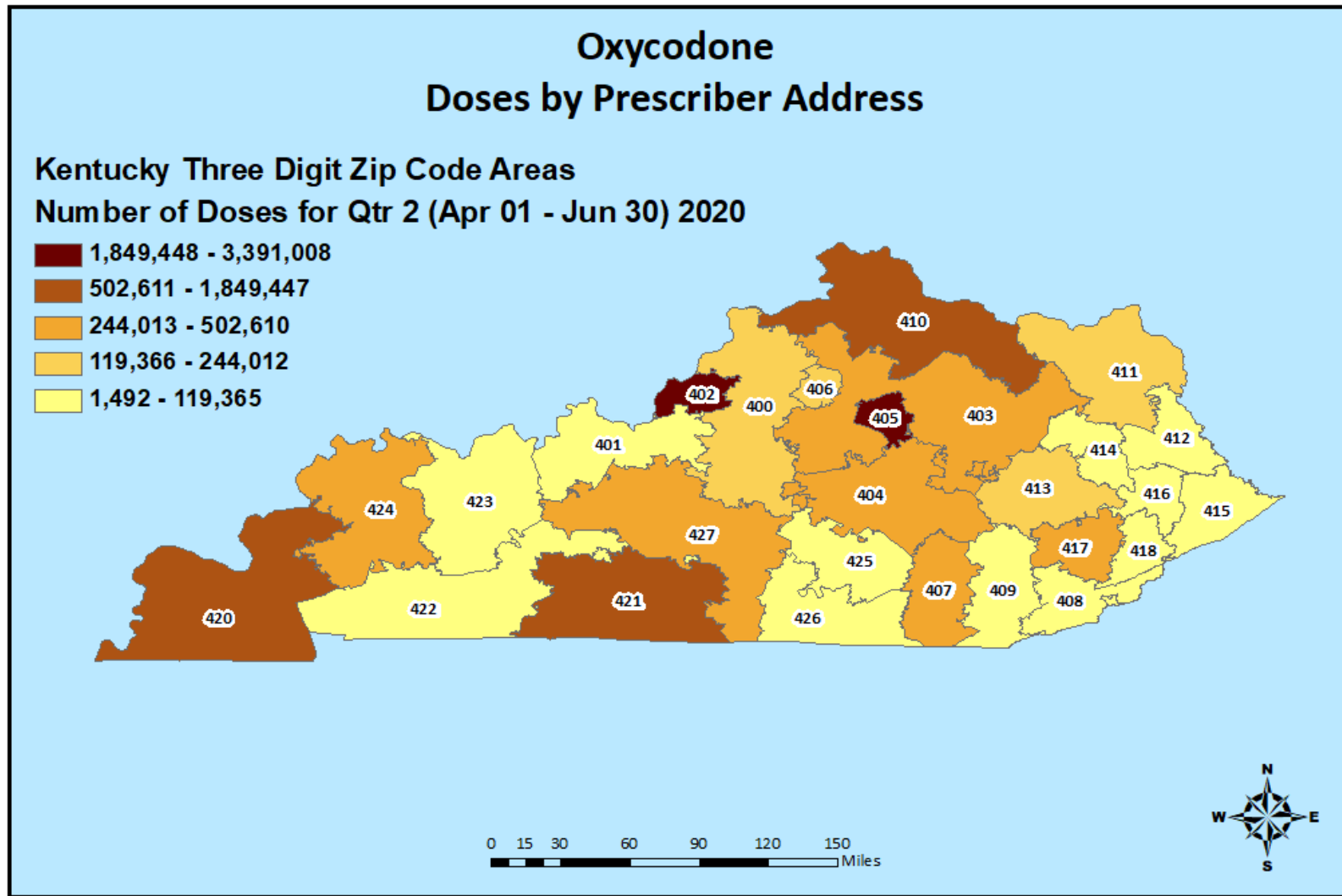
Q2 2020

Actual Number of Hydrocodone Doses for Quarter 2, 2020							
COUNTY	# DOSES	COUNTY	# DOSES	COUNTY	# DOSES	COUNTY	# DOSES
ADAIR	168,153	EDMONSON	98,291	KNOX	329,513	NICHOLAS	41,967
ALLEN	213,284	ELLIOTT	26,809	LARUE	122,307	OHIO	232,032
ANDERSON	166,851	ESTILL	174,143	LAUREL	469,172	OLDHAM	228,753
BALLARD	73,233	FAYETTE	818,621	LAWRENCE	119,294	OWEN	41,660
BARREN	359,259	FLEMING	74,260	LEE	133,959	OWSLEY	124,235
BATH	72,579	FLOYD	626,745	LESLIE	153,577	PENDLETON	53,200
BELL	481,021	FRANKLIN	283,054	LETCHER	292,266	PERRY	492,103
BOONE	324,246	FULTON	69,125	LEWIS	80,138	PIKE	492,694
BOURBON	92,320	GALLATIN	35,838	LINCOLN	187,685	POWELL	159,884
BOYD	120,482	GARRARD	89,852	LIVINGSTON	119,154	PULASKI	426,855
BOYLE	203,155	GRANT	83,642	LOGAN	246,955	ROBERTSON	10,214
BRACKEN	36,116	GRAVES	348,926	LYON	73,826	ROCKCASTLE	172,561
BREATHITT	185,306	GRAYSON	306,436	MADISON	470,023	ROWAN	85,120
BRECKINRIDGE	145,969	GREEN	78,610	MAGOFFIN	178,145	RUSSELL	51,085
BULLITT	524,527	GREENUP	200,385	MARION	141,079	SCOTT	216,219
BUTLER	125,785	HANCOCK	54,066	MARSHALL	289,650	SHELBY	265,628
CALDWELL	107,705	HARDIN	674,782	MARTIN	92,993	SIMPSON	117,213
CALLOWAY	279,211	HARLAN	316,631	MASON	54,020	SPENCER	136,754
CAMPBELL	256,066	HARRISON	94,346	MCCRACKEN	627,661	TAYLOR	206,618
CARLISLE	45,653	HART	146,016	MCCREARY	154,110	TODD	99,662
CARROLL	85,963	HENDERSON	434,246	MCLEAN	109,019	TRIGG	106,906
CARTER	108,611	HENRY	118,045	MEADE	130,018	TRIMBLE	55,413
CASEY	122,967	HICKMAN	29,857	MENIFEE	52,916	UNION	161,290
CHRISTIAN	368,502	HOPKINS	479,074	MERCER	137,592	WARREN	795,040
CLARK	197,242	JACKSON	121,613	METCALFE	123,483	WASHINGTON	62,571
CLAY	470,463	JEFFERSON	4,759,735	MONROE	105,896	WAYNE	231,138
CLINTON	99,041	JESSAMINE	204,471	MONTGOMERY	170,156	WEBSTER	174,848
CRITTENDEN	107,290	JOHNSON	282,615	MORGAN	94,868	WHITLEY	498,564
CUMBERLAND	75,776	KENTON	341,604	MUHLENBERG	434,651	WOLFE	105,044
DAVISS	445,403	KNOTT	239,844	NELSON	325,107	WOODFORD	106,299
TOTAL						29,644,664	

Per 1000 Hydrocodone Usage Q2 2020

Actual Number of Hydrocodone Doses per 1,000 Residents for Quarter 2, 2020							
COUNTY	PER 1000	COUNTY	PER 1000	COUNTY	PER 1000	COUNTY	PER 1000
ADAIR	8,722	EDMONSON	8,114	KNOX	10,399	NICHOLAS	5,924
ALLEN	10,338	ELLIOTT	3,533	LARUE	8,677	OHIO	9,518
ANDERSON	7,530	ESTILL	12,172	LAUREL	7,787	OLDHAM	3,489
BALLARD	9,093	FAYETTE	2,571	LAWRENCE	7,520	OWEN	3,915
BARREN	8,166	FLEMING	5,119	LEE	20,359	OWSLEY	27,663
BATH	5,888	FLOYD	16,889	LESLIE	14,574	PENDLETON	3,654
BELL	17,739	FRANKLIN	5,598	LETCHER	12,834	PERRY	17,997
BOONE	2,523	FULTON	11,187	LEWIS	5,962	PIKE	8,136
BOURBON	4,609	GALLATIN	4,163	LINCOLN	7,701	POWELL	12,990
BOYD	2,503	GARRARD	5,196	LIVINGSTON	12,855	PULASKI	6,674
BOYLE	6,768	GRANT	3,356	LOGAN	9,286	ROBERTSON	4,740
BRACKEN	4,300	GRAVES	9,384	LYON	9,149	ROCKCASTLE	10,241
BREATHITT	13,950	GRAYSON	11,703	MADISON	5,249	ROWAN	3,481
BRECKINRIDGE	7,313	GREEN	7,108	MAGOFFIN	14,045	RUSSELL	2,883
BULLITT	6,627	GREENUP	5,583	MARION	7,346	SCOTT	4,006
BUTLER	9,793	HANCOCK	6,137	MARSHALL	9,235	SHELBY	5,724
CALDWELL	8,570	HARDIN	6,288	MARTIN	7,748	SIMPSON	6,482
CALLOWAY	7,264	HARLAN	11,655	MASON	3,143	SPENCER	7,484
CAMPBELL	2,777	HARRISON	5,060	MCCRACKEN	9,632	TAYLOR	8,136
CARLISLE	9,403	HART	7,839	MCCREARY	8,801	TODD	8,106
CARROLL	8,050	HENDERSON	9,388	MCCLEAN	11,506	TRIGG	7,495
CARTER	4,016	HENRY	7,463	MEADE	4,623	TRIMBLE	6,428
CASEY	7,775	HICKMAN	6,453	MENIFEE	8,258	UNION	10,839
CHRISTIAN	5,093	HOPKINS	10,436	MERCER	6,406	WARREN	6,333
CLARK	5,507	JACKSON	9,097	METCALFE	12,326	WASHINGTON	5,133
CLAY	22,655	JEFFERSON	6,219	MONROE	10,002	WAYNE	11,301
CLINTON	9,732	JESSAMINE	3,905	MONTGOMERY	6,127	WEBSTER	13,131
CRITTENDEN	11,677	JOHNSON	12,299	MORGAN	7,134	WHITLEY	13,812
CUMBERLAND	11,246	KENTON	2,071	MUHLENBERG	14,008	WOLFE	14,673
DAVISS	4,469	KNOTT	15,430	NELSON	7,136	WOODFORD	4,069

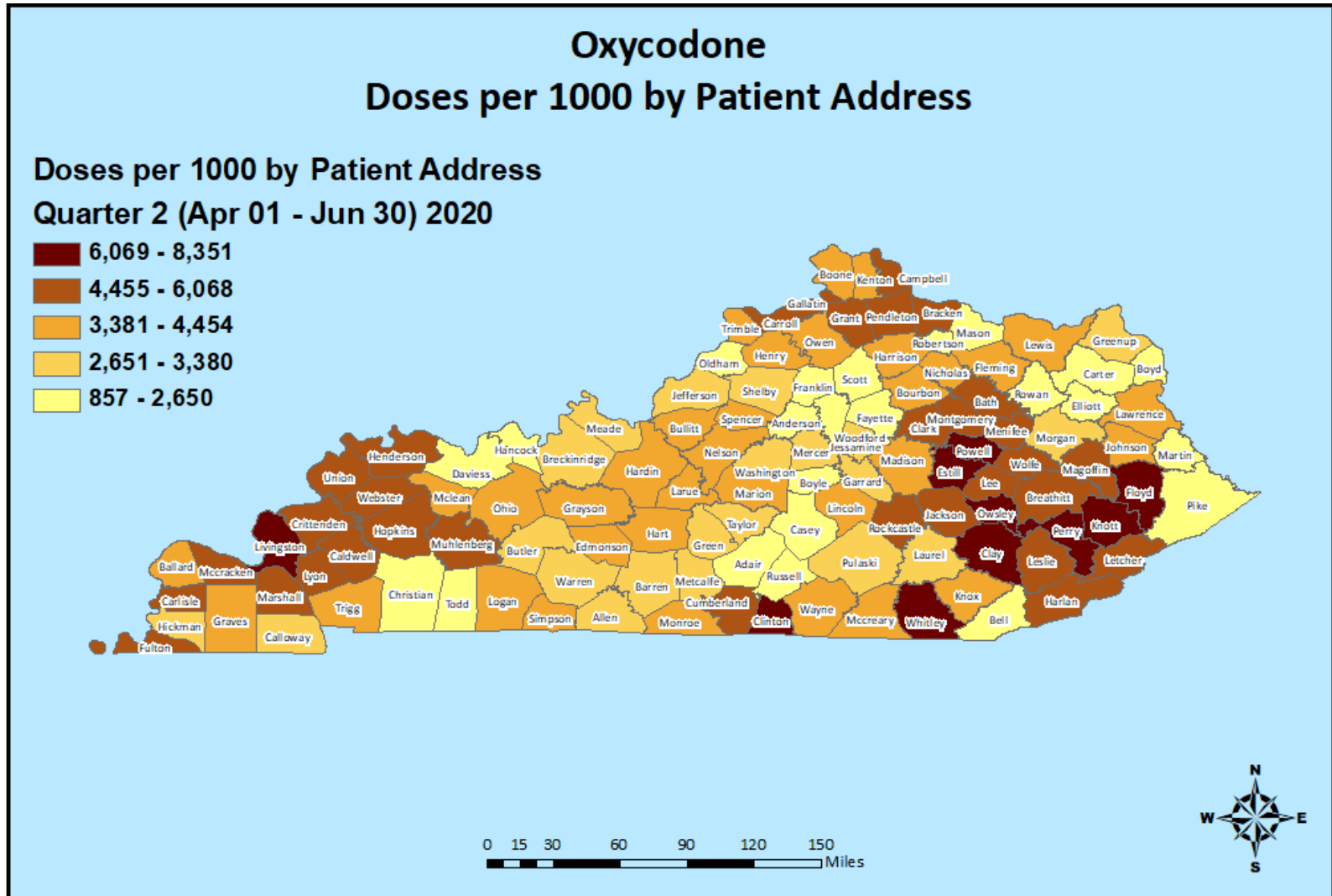
Oxycodone Prescribing Q2 2020



Oxycodone Prescribing Q2 2020

3 Digit Zip	Doses By Prescriber Zip-Actual Number of Oxycodone Doses for Quarter 2, 2020
400	244,012
401	69,546
402	3,391,008
403	440,657
404	403,636
405	2,723,130
406	210,709
407	395,375
408	63,118
409	70,422
410	1,849,447
411	235,775
412	101,966
413	164,135
414	16,791
415	1,492
416	119,365
417	401,140
418	60,442
420	1,117,577
421	978,208
422	61,224
423	95,349
424	382,170
425	80,279
426	110,978
427	502,610
Totals	14,290,561

Oxycodone Usage Q2 2020



Oxycodone Usage

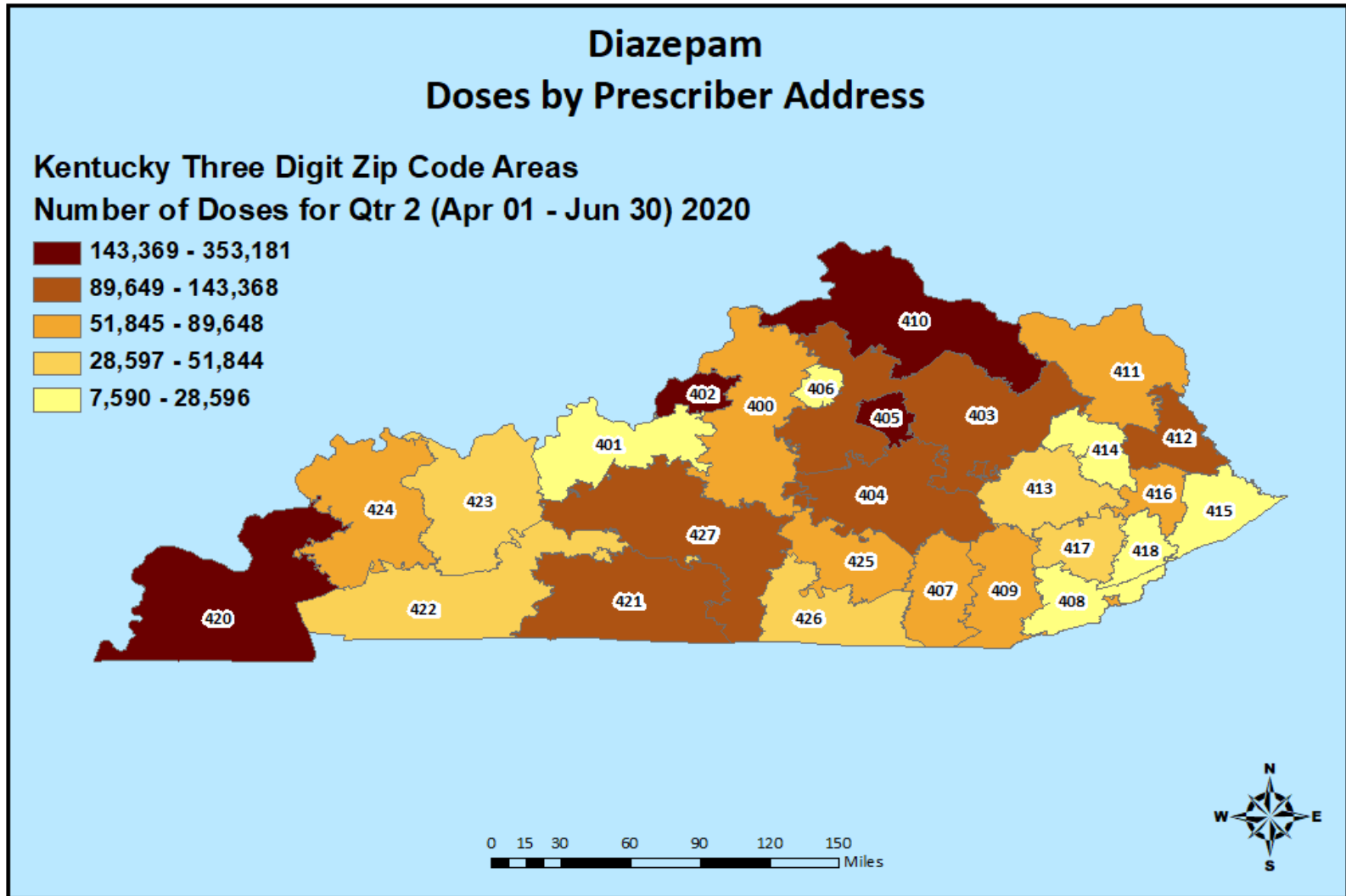
Q2 2020

Actual Number of Oxycodone Doses for Quarter 2, 2020							
COUNTY	# DOSES	COUNTY	# DOSES	COUNTY	# DOSES	COUNTY	# DOSES
ADAIR	48,310	EDMONSON	45,437	KNOX	124,472	NICHOLAS	26,427
ALLEN	66,621	ELLIOTT	17,573	LARUE	62,642	OHIO	87,663
ANDERSON	57,555	ESTILL	107,609	LAUREL	193,349	OLDHAM	112,938
BALLARD	35,435	FAYETTE	579,379	LAWRENCE	55,127	OWEN	41,465
BARREN	131,874	FLEMING	51,456	LEE	31,445	OWSLEY	27,992
BATH	56,842	FLOYD	309,907	LESLIE	57,301	PENDLETON	73,246
BELL	69,918	FRANKLIN	129,989	LETCHER	125,999	PERRY	225,305
BOONE	501,887	FULTON	27,783	LEWIS	50,790	PIKE	141,216
BOURBON	69,854	GALLATIN	50,161	LINCOLN	88,441	POWELL	99,556
BOYD	70,858	GARRARD	57,987	LIVINGSTON	58,304	PULASKI	206,211
BOYLE	76,865	GRANT	146,824	LOGAN	97,472	ROBERTSON	5,710
BRACKEN	42,000	GRAVES	161,582	LYON	37,031	ROCKCASTLE	84,574
BREATHITT	67,491	GRAYSON	104,049	MADISON	322,006	ROWAN	48,336
BRECKINRIDGE	60,360	GREEN	34,574	MAGOFFIN	61,494	RUSSELL	15,188
BULLITT	299,549	GREENUP	116,949	MARION	73,912	SCOTT	125,872
BUTLER	41,046	HANCOCK	22,316	MARSHALL	170,996	SHELBY	142,788
CALDWELL	61,241	HARDIN	386,137	MARTIN	30,830	SIMPSON	66,880
CALLOWAY	106,986	HARLAN	134,746	MASON	42,607	SPENCER	63,387
CAMPBELL	418,950	HARRISON	70,523	MCCRACKEN	324,219	TAYLOR	80,653
CARLISLE	24,915	HART	67,338	MCCREARY	75,003	TODD	31,070
CARROLL	64,800	HENDERSON	227,167	MCLEAN	34,493	TRIGG	50,948
CARTER	70,475	HENRY	62,771	MEADE	75,643	TRIMBLE	31,446
CASEY	40,961	HICKMAN	13,895	MENIFEE	33,390	UNION	74,094
CHRISTIAN	152,980	HOPKINS	224,481	MERCER	64,615	WARREN	348,552
CLARK	173,779	JACKSON	64,544	METCALFE	33,857	WASHINGTON	35,223
CLAY	130,434	JEFFERSON	2,334,920	MONROE	37,539	WAYNE	86,556
CLINTON	76,182	JESSAMINE	167,272	MONTGOMERY	137,493	WEBSTER	78,401
CRITTENDEN	50,803	JOHNSON	102,352	MORGAN	44,912	WHITLEY	236,550
CUMBERLAND	36,133	KENTON	606,171	MUHLENBERG	156,210	WOLFE	41,089
DAVISS	179,546	KNOTT	115,925	NELSON	185,090	WOODFORD	64,170
						TOTAL	15,466,655

Per 1000 Oxycodone Usage Q2 2020

Actual Number of Oxycodone Doses per 1,000 Residents for Quarter 2, 2020							
COUNTY	PER 1000	COUNTY	PER 1000	COUNTY	PER 1000	COUNTY	PER 1000
ADAIR	2,506	EDMONSON	3,751	KNOX	3,928	NICHOLAS	3,731
ALLEN	3,229	ELLIOTT	2,316	LARUE	4,444	OHIO	3,596
ANDERSON	2,597	ESTILL	7,521	LAUREL	3,209	OLDHAM	1,723
BALLARD	4,400	FAYETTE	1,819	LAWRENCE	3,475	OWEN	3,896
BARREN	2,998	FLEMING	3,547	LEE	4,779	OWSLEY	6,233
BATH	4,611	FLOYD	8,351	LESLIE	5,438	PENDLETON	5,031
BELL	2,578	FRANKLIN	2,571	LETCHER	5,533	PERRY	8,240
BOONE	3,905	FULTON	4,496	LEWIS	3,778	PIKE	2,332
BOURBON	3,487	GALLATIN	5,827	LINCOLN	3,629	POWELL	8,089
BOYD	1,472	GARRARD	3,353	LIVINGSTON	6,290	PULASKI	3,224
BOYLE	2,561	GRANT	5,891	LOGAN	3,665	ROBERTSON	2,650
BRACKEN	5,000	GRAVES	4,346	LYON	4,589	ROCKCASTLE	5,019
BREATHITT	5,081	GRAYSON	3,974	MADISON	3,596	ROWAN	1,977
BRECKINRIDGE	3,024	GREEN	3,126	MAGOFFIN	4,848	RUSSELL	857
BULLITT	3,785	GREENUP	3,258	MARION	3,849	SCOTT	2,332
BUTLER	3,195	HANCOCK	2,533	MARSHALL	5,452	SHELBY	3,077
CALDWELL	4,873	HARDIN	3,598	MARTIN	2,569	SIMPSON	3,699
CALLOWAY	2,783	HARLAN	4,960	MASON	2,479	SPENCER	3,469
CAMPBELL	4,543	HARRISON	3,782	MCCRACKEN	4,976	TAYLOR	3,176
CARLISLE	5,132	HART	3,615	MCCREARY	4,283	TODD	2,527
CARROLL	6,068	HENDERSON	4,911	MCLEAN	3,640	TRIGG	3,572
CARTER	2,606	HENRY	3,968	MEADE	2,689	TRIMBLE	3,648
CASEY	2,590	HICKMAN	3,003	MENIFEE	5,211	UNION	4,979
CHRISTIAN	2,114	HOPKINS	4,890	MERCER	3,009	WARREN	2,777
CLARK	4,852	JACKSON	4,828	METCALFE	3,380	WASHINGTON	2,890
CLAY	6,281	JEFFERSON	3,051	MONROE	3,545	WAYNE	4,232
CLINTON	7,486	JESSAMINE	3,195	MONTGOMERY	4,951	WEBSTER	5,888
CRITTENDEN	5,529	JOHNSON	4,454	MORGAN	3,377	WHITLEY	6,553
CUMBERLAND	5,363	KENTON	3,675	MUHLENBERG	5,034	WOLFE	5,739
DAVISS	1,801	KNOTT	7,458	NELSON	4,063	WOODFORD	2,456

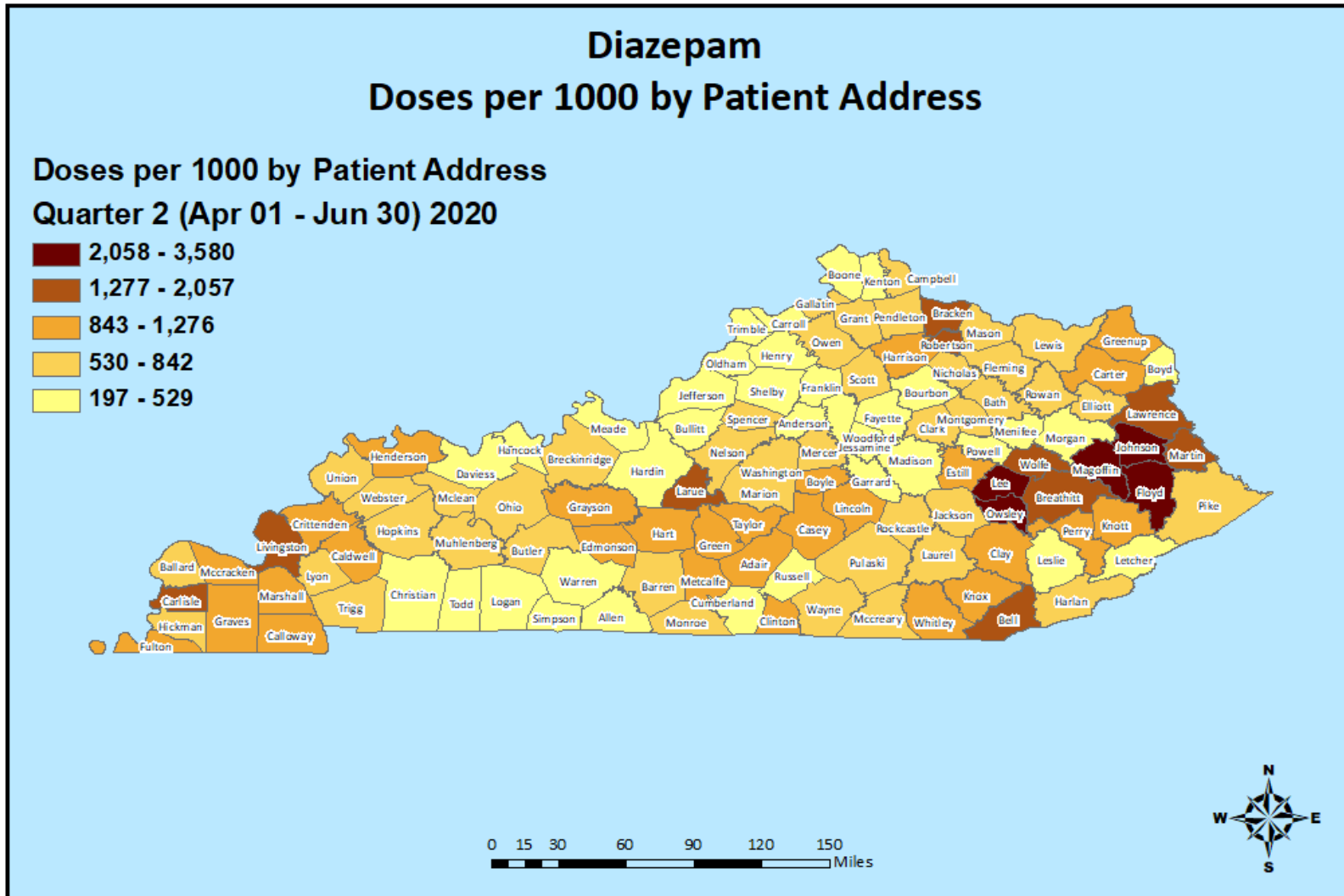
Diazepam Prescribing Q2 2020



Diazepam Prescribing Q2 2020

3 Digit Zip	Doses By Prescriber Zip-Actual Number of Diazepam Doses for Quarter 2, 2020
400	70,902
401	19,728
402	353,181
403	132,746
404	112,325
405	258,288
406	12,111
407	76,731
408	9,487
409	82,097
410	260,951
411	89,648
412	138,177
413	51,844
414	28,596
415	10,073
416	88,432
417	39,741
418	7,590
420	225,970
421	131,211
422	48,685
423	46,369
424	82,963
425	66,915
426	36,407
427	143,368
Totals	2,624,536

Diazepam Usage Q2 2020



Diazepam Usage

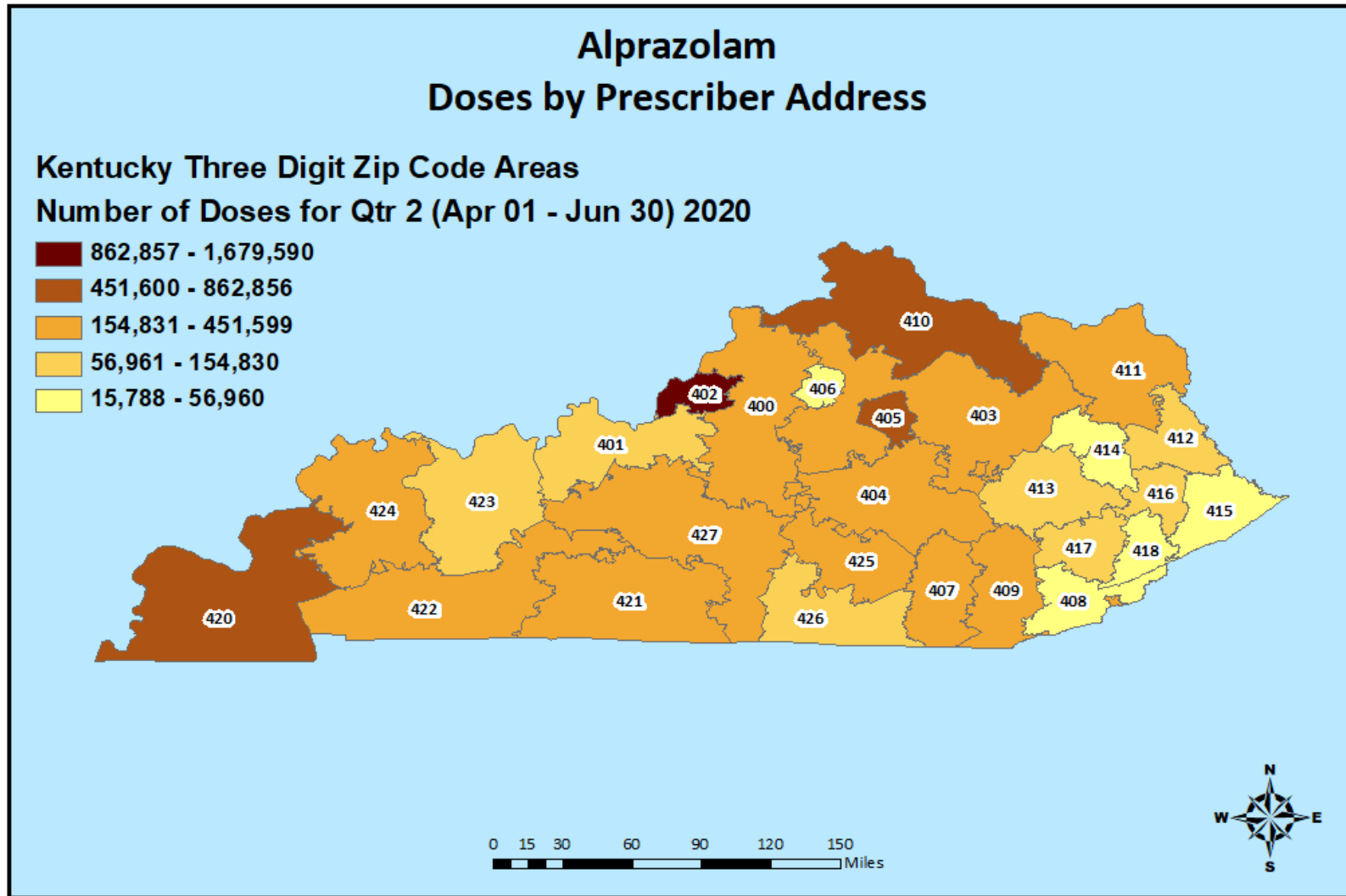
Q2 2020

Actual Number of Diazepam Doses for Quarter 2, 2020							
COUNTY	# DOSES	COUNTY	# DOSES	COUNTY	# DOSES	COUNTY	# DOSES
ADAIR	19,483	EDMONSON	10,878	KNOX	29,022	NICHOLAS	4,351
ALLEN	9,585	ELLIOTT	5,008	LARUE	23,667	OHIO	19,147
ANDERSON	9,105	ESTILL	14,335	LAUREL	34,046	OLDHAM	12,936
BALLARD	5,464	FAYETTE	119,567	LAWRENCE	23,579	OWEN	6,034
BARREN	31,283	FLEMING	10,997	LEE	15,670	OWSLEY	14,158
BATH	7,053	FLOYD	98,329	LESLIE	3,621	PENDLETON	9,631
BELL	48,875	FRANKLIN	24,449	LETCHER	9,105	PERRY	24,222
BOONE	60,320	FULTON	6,867	LEWIS	9,875	PIKE	38,868
BOURBON	10,233	GALLATIN	5,175	LINCOLN	22,923	POWELL	5,840
BOYD	23,771	GARRARD	9,060	LIVINGSTON	12,622	PULASKI	45,919
BOYLE	26,654	GRANT	18,279	LOGAN	12,300	ROBERTSON	3,482
BRACKEN	11,509	GRAVES	35,725	LYON	6,797	ROCKCASTLE	10,617
BREATHITT	18,919	GRAYSON	31,871	MADISON	45,519	ROWAN	20,366
BRECKINRIDGE	10,868	GREEN	14,108	MAGOFFIN	28,661	RUSSELL	6,078
BULLITT	21,244	GREENUP	35,727	MARION	13,293	SCOTT	30,912
BUTLER	7,107	HANCOCK	2,519	MARSHALL	37,190	SHELBY	16,687
CALDWELL	12,710	HARDIN	46,623	MARTIN	24,694	SIMPSON	8,325
CALLOWAY	44,329	HARLAN	14,528	MASON	12,009	SPENCER	10,393
CAMPBELL	55,003	HARRISON	22,008	MCCRACKEN	58,952	TAYLOR	31,560
CARLISLE	6,923	HART	16,895	MCCREARY	11,635	TODD	4,690
CARROLL	5,650	HENDERSON	46,032	MCLEAN	6,425	TRIGG	10,961
CARTER	23,969	HENRY	5,673	MEADE	5,720	TRIMBLE	2,537
CASEY	15,529	HICKMAN	2,829	MENIFEE	3,317	UNION	10,970
CHRISTIAN	26,565	HOPKINS	27,283	MERCER	14,438	WARREN	59,632
CLARK	19,552	JACKSON	10,277	METCALFE	12,583	WASHINGTON	6,875
CLAY	25,733	JEFFERSON	266,153	MONROE	7,504	WAYNE	15,444
CLINTON	11,805	JESSAMINE	27,452	MONTGOMERY	18,842	WEBSTER	10,491
CRITTENDEN	9,981	JOHNSON	82,255	MORGAN	6,305	WHITLEY	40,995
CUMBERLAND	2,495	KENTON	75,203	MUHLENBERG	16,622	WOLFE	9,614
DAVISS	32,692	KNOTT	17,125	NELSON	25,299	WOODFORD	11,141
						TOTAL	2,772,750

Per 1000 Diazepam Usage Q2 2020

Actual Number of Diazepam Doses per 1,000 Residents for Quarter 2, 2020							
COUNTY	PER 1000	COUNTY	PER 1000	COUNTY	PER 1000	COUNTY	PER 1000
ADAIR	1,011	EDMONSON	898	KNOX	916	NICHOLAS	614
ALLEN	465	ELLIOTT	660	LARUE	1,679	OHIO	785
ANDERSON	411	ESTILL	1,002	LAUREL	565	OLDHAM	197
BALLARD	678	FAYETTE	375	LAWRENCE	1,486	OWEN	567
BARREN	711	FLEMING	758	LEE	2,381	OWSLEY	3,153
BATH	572	FLOYD	2,650	LESLIE	344	PENDLETON	661
BELL	1,802	FRANKLIN	484	LETCHER	400	PERRY	886
BOONE	469	FULTON	1,111	LEWIS	735	PIKE	642
BOURBON	511	GALLATIN	601	LINCOLN	941	POWELL	474
BOYD	494	GARRARD	524	LIVINGSTON	1,362	PULASKI	718
BOYLE	888	GRANT	733	LOGAN	463	ROBERTSON	1,616
BRACKEN	1,370	GRAVES	961	LYON	842	ROCKCASTLE	630
BREATHITT	1,424	GRAYSON	1,217	MADISON	508	ROWAN	833
BRECKINRIDGE	544	GREEN	1,276	MAGOFFIN	2,260	RUSSELL	343
BULLITT	268	GREENUP	995	MARION	692	SCOTT	573
BUTLER	553	HANCOCK	286	MARSHALL	1,186	SHELBY	360
CALDWELL	1,011	HARDIN	434	MARTIN	2,057	SIMPSON	460
CALLOWAY	1,153	HARLAN	535	MASON	699	SPENCER	569
CAMPBELL	596	HARRISON	1,180	MCCRACKEN	905	TAYLOR	1,243
CARLISLE	1,426	HART	907	MCCREARY	664	TODD	381
CARROLL	529	HENDERSON	995	MCLEAN	678	TRIGG	768
CARTER	886	HENRY	359	MEADE	203	TRIMBLE	294
CASEY	982	HICKMAN	611	MENIFEE	518	UNION	737
CHRISTIAN	367	HOPKINS	594	MERCER	672	WARREN	475
CLARK	546	JACKSON	769	METCALFE	1,256	WASHINGTON	564
CLAY	1,239	JEFFERSON	348	MONROE	709	WAYNE	755
CLINTON	1,160	JESSAMINE	524	MONTGOMERY	678	WEBSTER	788
CRITTENDEN	1,086	JOHNSON	3,580	MORGAN	474	WHITLEY	1,136
CUMBERLAND	370	KENTON	456	MUHLENBERG	536	WOLFE	1,343
DAVISS	328	KNOTT	1,102	NELSON	555	WOODFORD	426

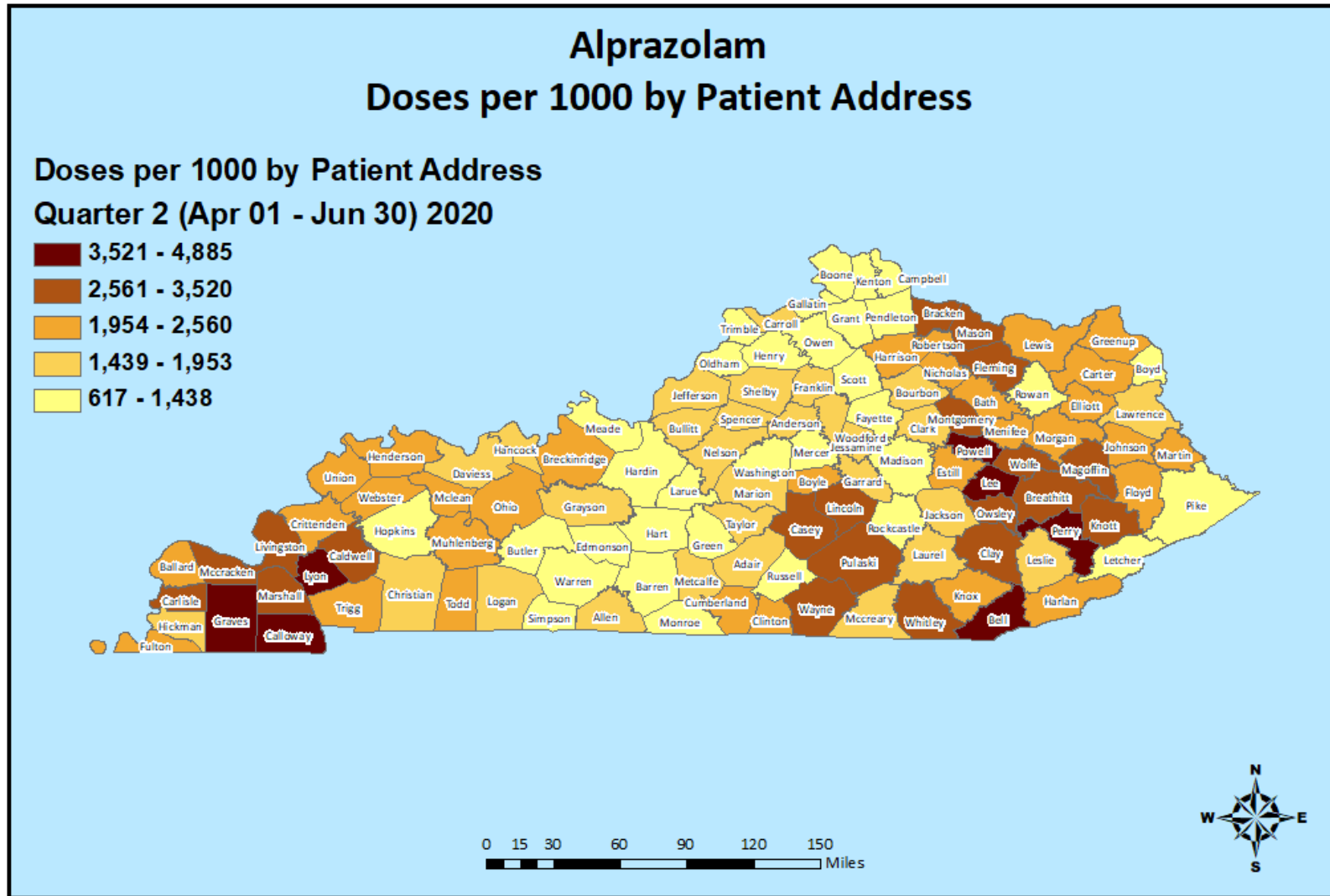
Alprazolam Prescribing Q2 2020



Alprazolam Prescribing Q2 2020

3 Digit Zip	Doses By Prescriber Zip-Actual Number of Alprazolam Doses for Quarter 2, 2020
400	295,667
401	100,064
402	1,679,590
403	451,599
404	264,949
405	862,856
406	56,960
407	234,790
408	35,412
409	213,372
410	618,150
411	209,015
412	94,303
413	88,576
414	45,721
415	15,788
416	93,769
417	154,830
418	22,998
420	740,475
421	283,782
422	196,509
423	147,757
424	211,864
425	272,307
426	88,669
427	232,505
Totals	7,712,217

Alprazolam Usage Q2 2020



Alprazolam Usage

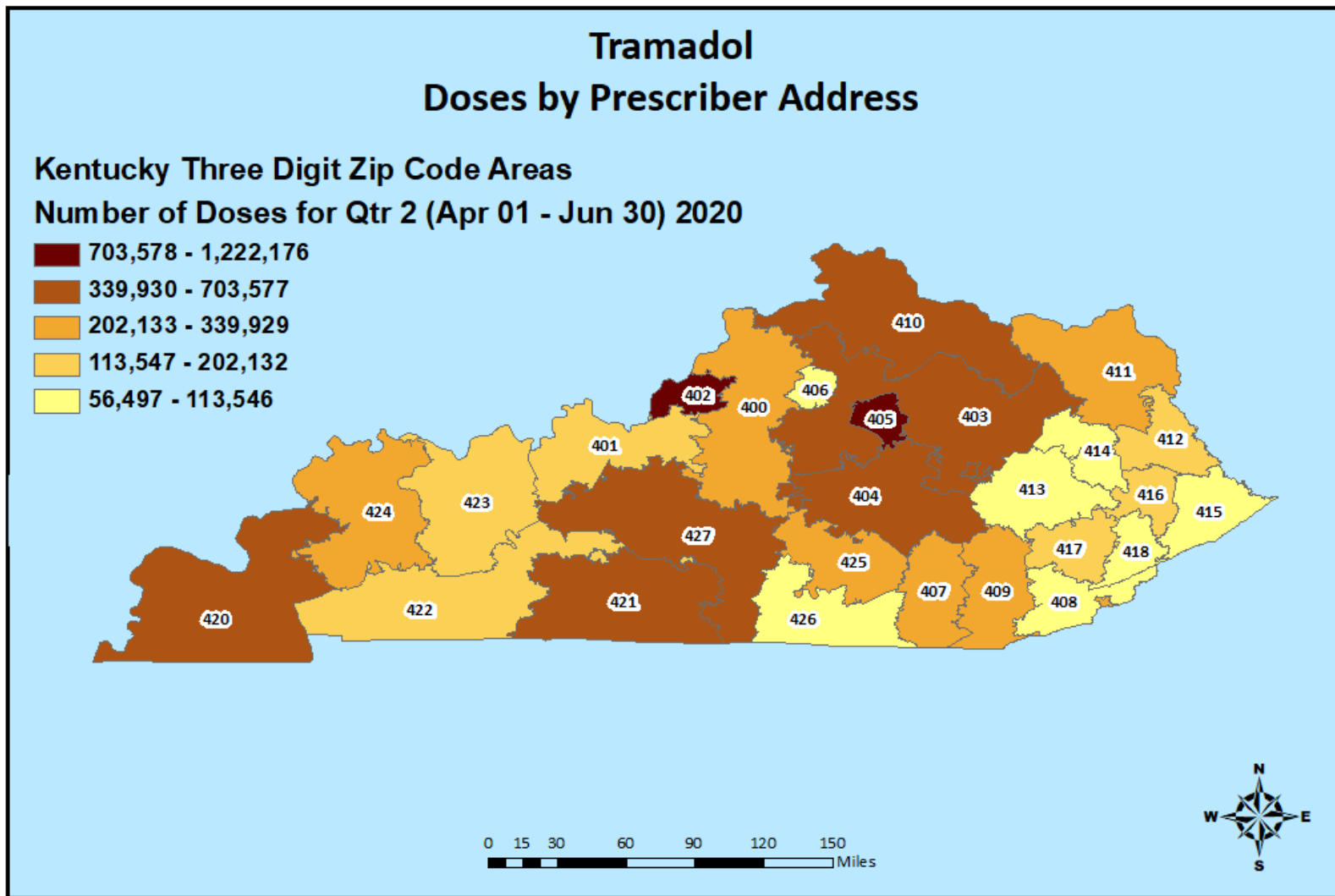
Q2 2020

Actual Number of Alprazolam Doses for Quarter 2, 2020							
COUNTY	# DOSES	COUNTY	# DOSES	COUNTY	# DOSES	COUNTY	# DOSES
ADAIR	35,152	EDMONSON	15,674	KNOX	79,411	NICHOLAS	17,812
ALLEN	34,487	ELLIOTT	15,976	LARUE	19,529	OHIO	50,509
ANDERSON	36,191	ESTILL	32,595	LAUREL	117,640	OLDHAM	76,433
BALLARD	18,611	FAYETTE	437,169	LAWRENCE	25,297	OWEN	13,059
BARREN	59,289	FLEMING	49,838	LEE	31,913	OWSLEY	12,316
BATH	26,105	FLOYD	87,592	LESLIE	16,782	PENDLETON	15,439
BELL	132,466	FRANKLIN	86,821	LETCHER	21,991	PERRY	104,494
BOONE	138,263	FULTON	14,640	LEWIS	26,946	PIKE	72,880
BOURBON	38,203	GALLATIN	10,122	LINCOLN	66,798	POWELL	54,469
BOYD	59,211	GARRARD	30,925	LIVINGSTON	32,253	PULASKI	201,168
BOYLE	64,509	GRANT	19,523	LOGAN	42,882	ROBERTSON	4,944
BRACKEN	27,247	GRAVES	151,738	LYON	38,388	ROCKCASTLE	21,043
BREATHITT	46,759	GRAYSON	45,692	MADISON	109,409	ROWAN	34,127
BRECKINRIDGE	47,890	GREEN	13,919	MAGOFFIN	35,588	RUSSELL	10,926
BULLITT	148,428	GREENUP	90,315	MARION	34,256	SCOTT	73,924
BUTLER	16,208	HANCOCK	14,894	MARSHALL	97,799	SHELBY	72,814
CALDWELL	38,185	HARDIN	117,651	MARTIN	30,306	SIMPSON	22,344
CALLOWAY	145,854	HARLAN	54,956	MASON	53,960	SPENCER	31,883
CAMPBELL	124,367	HARRISON	41,337	MCCRACKEN	187,627	TAYLOR	48,743
CARLISLE	13,493	HART	25,279	MCCREARY	27,582	TODD	26,065
CARROLL	17,319	HENDERSON	118,395	MCLEAN	22,719	TRIGG	31,080
CARTER	57,226	HENRY	22,745	MEADE	29,934	TRIMBLE	9,857
CASEY	44,775	HICKMAN	8,337	MENIFEE	13,855	UNION	34,853
CHRISTIAN	118,474	HOPKINS	57,860	MERCER	30,597	WARREN	122,961
CLARK	65,260	JACKSON	19,489	METCALFE	16,540	WASHINGTON	14,404
CLAY	72,936	JEFFERSON	1,426,182	MONROE	14,294	WAYNE	69,492
CLINTON	23,352	JESSAMINE	81,580	MONTGOMERY	90,077	WEBSTER	26,757
CRITTENDEN	22,844	JOHNSON	47,569	MORGAN	32,177	WHITLEY	119,967
CUMBERLAND	14,972	KENTON	174,869	MUHLENBERG	68,736	WOLFE	23,298
DAVISS	145,853	KNOTT	44,128	NELSON	77,667	WOODFORD	44,882
TOTAL						8,147,635	

Per 1000 Alprazolam Usage Q2 2020

Actual Number of Alprazolam Doses per 1,000 Residents for Quarter 2, 2020							
COUNTY	PER 1000	COUNTY	PER 1000	COUNTY	PER 1000	COUNTY	PER 1000
ADAIR	1,823	EDMONSON	1,294	KNOX	2,506	NICHOLAS	2,514
ALLEN	1,672	ELLIOTT	2,105	LARUE	1,385	OHIO	2,072
ANDERSON	1,633	ESTILL	2,278	LAUREL	1,953	OLDHAM	1,166
BALLARD	2,311	FAYETTE	1,373	LAWRENCE	1,595	OWEN	1,227
BARREN	1,348	FLEMING	3,435	LEE	4,850	OWSLEY	2,742
BATH	2,118	FLOYD	2,360	LESLIE	1,593	PENDLETON	1,060
BELL	4,885	FRANKLIN	1,717	LETCHER	966	PERRY	3,822
BOONE	1,076	FULTON	2,369	LEWIS	2,005	PIKE	1,204
BOURBON	1,907	GALLATIN	1,176	LINCOLN	2,741	POWELL	4,425
BOYD	1,230	GARRARD	1,788	LIVINGSTON	3,480	PULASKI	3,145
BOYLE	2,149	GRANT	783	LOGAN	1,613	ROBERTSON	2,294
BRACKEN	3,244	GRAVES	4,081	LYON	4,757	ROCKCASTLE	1,249
BREATHITT	3,520	GRAYSON	1,745	MADISON	1,222	ROWAN	1,396
BRECKINRIDGE	2,399	GREEN	1,258	MAGOFFIN	2,806	RUSSELL	617
BULLITT	1,875	GREENUP	2,516	MARION	1,784	SCOTT	1,370
BUTLER	1,262	HANCOCK	1,691	MARSHALL	3,118	SHELBY	1,569
CALDWELL	3,038	HARDIN	1,096	MARTIN	2,525	SIMPSON	1,236
CALLOWAY	3,795	HARLAN	2,023	MASON	3,139	SPENCER	1,745
CAMPBELL	1,349	HARRISON	2,217	MCCRACKEN	2,879	TAYLOR	1,919
CARLISLE	2,779	HART	1,357	MCCREARY	1,575	TODD	2,120
CARROLL	1,622	HENDERSON	2,560	MCLEAN	2,398	TRIGG	2,179
CARTER	2,116	HENRY	1,438	MEADE	1,064	TRIMBLE	1,144
CASEY	2,831	HICKMAN	1,802	MENIFEE	2,162	UNION	2,342
CHRISTIAN	1,637	HOPKINS	1,260	MERCER	1,425	WARREN	980
CLARK	1,822	JACKSON	1,458	METCALFE	1,651	WASHINGTON	1,182
CLAY	3,512	JEFFERSON	1,863	MONROE	1,350	WAYNE	3,398
CLINTON	2,295	JESSAMINE	1,558	MONTGOMERY	3,244	WEBSTER	2,009
CRITTENDEN	2,486	JOHNSON	2,070	MORGAN	2,420	WHITLEY	3,324
CUMBERLAND	2,222	KENTON	1,060	MUHLENBERG	2,215	WOLFE	3,254
DAVISS	1,463	KNOTT	2,839	NELSON	1,705	WOODFORD	1,718

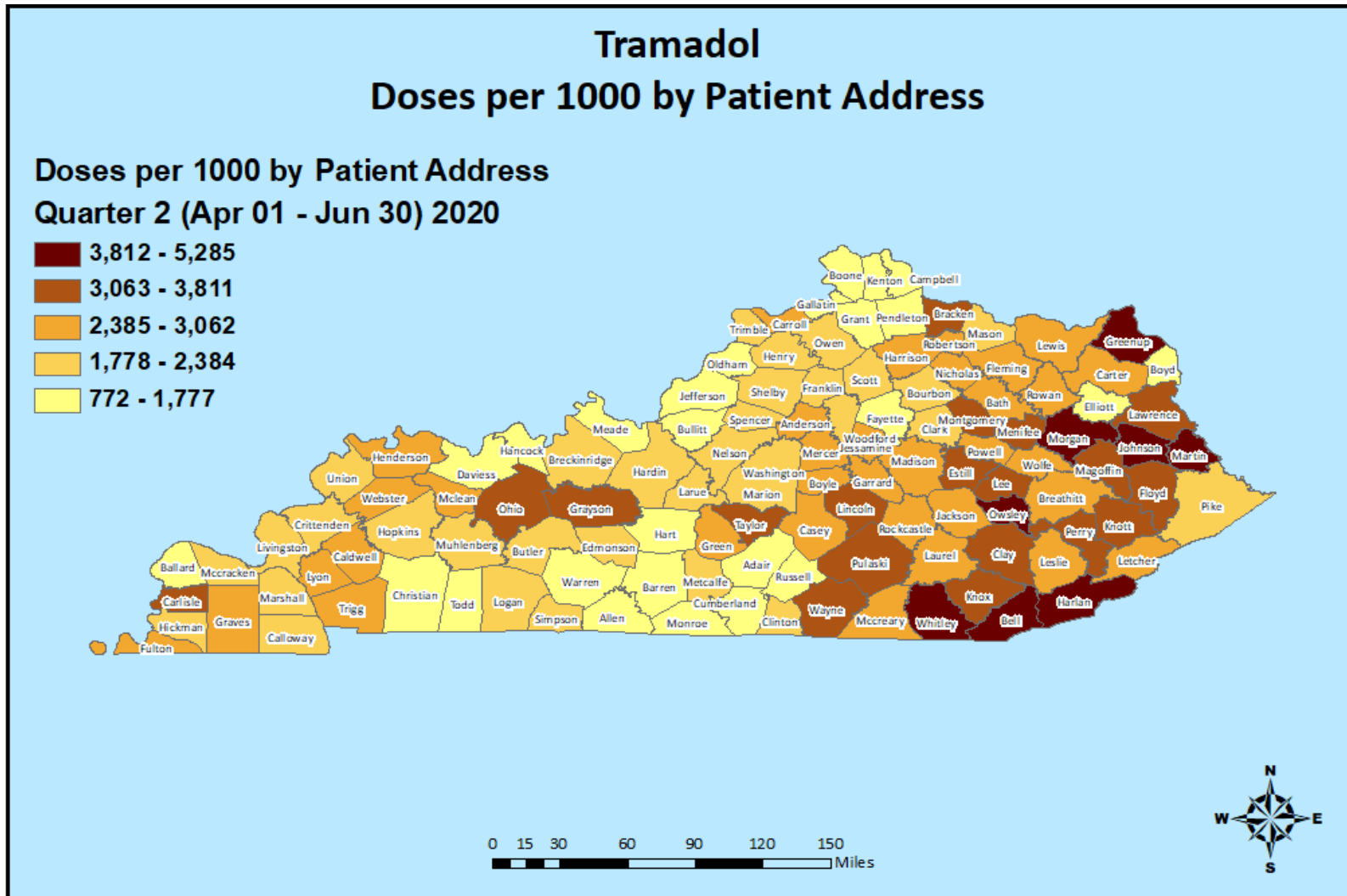
Tramadol Prescribing Q2 2020



Tramadol Prescribing Q2 2020

3 Digit Zip	Doses By Prescriber Zip-Actual Number of Tramadol Doses for Quarter 2, 2020
400	288,318
401	140,726
402	1,222,176
403	593,579
404	427,245
405	1,171,653
406	83,189
407	339,929
408	96,425
409	278,339
410	703,577
411	311,638
412	202,132
413	74,256
414	82,727
415	56,497
416	124,248
417	164,889
418	72,025
420	490,581
421	390,903
422	146,183
423	128,648
424	256,586
425	230,828
426	113,546
427	429,462
Totals	8,620,305

Tramadol Usage Q2 2020



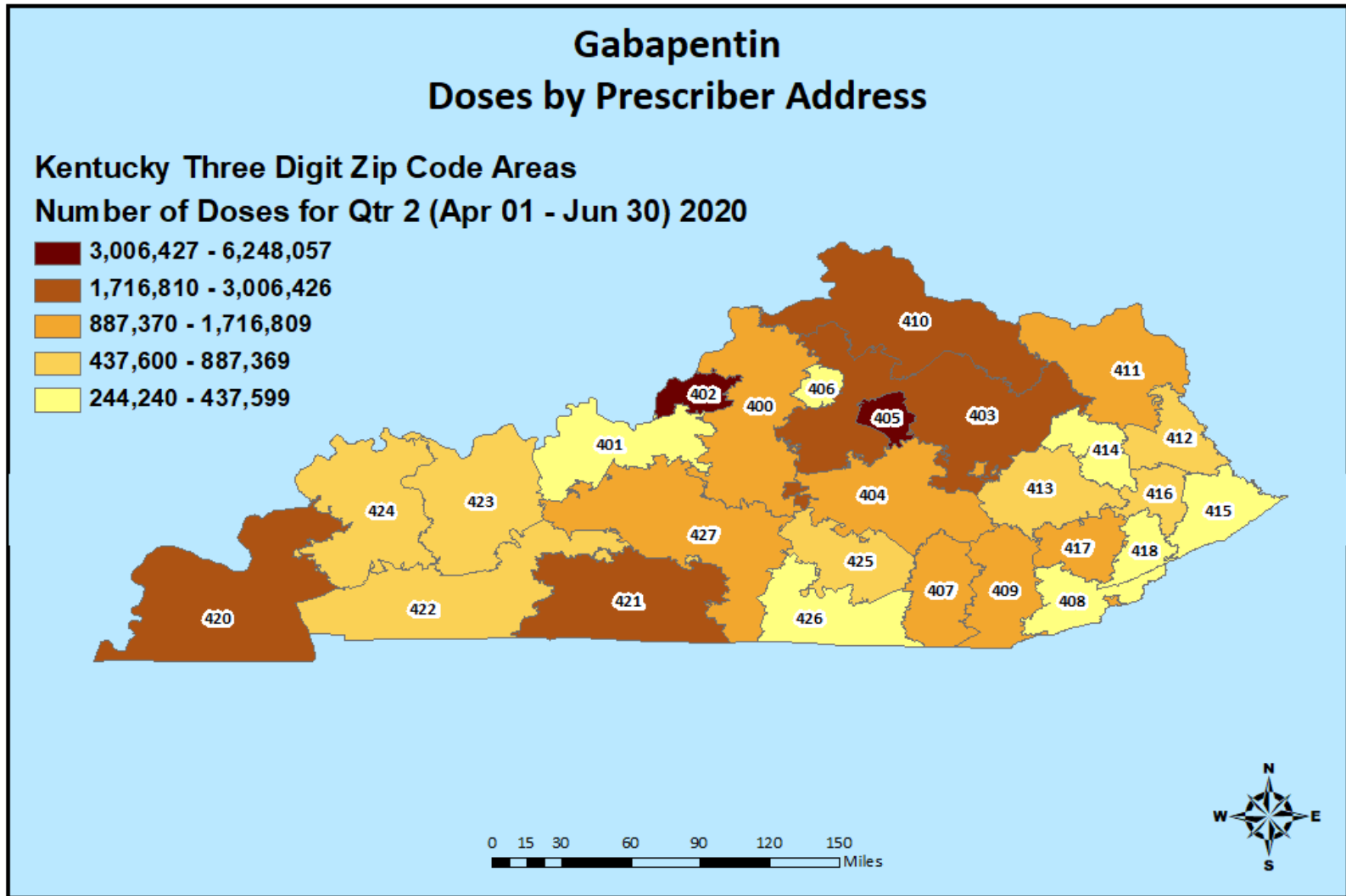
Tramadol Usage Q2 2020

Actual Number of Tramadol Doses for Quarter 2, 2020							
COUNTY	# DOSES	COUNTY	# DOSES	COUNTY	# DOSES	COUNTY	# DOSES
ADAIR	31,485	EDMONSON	24,884	KNOX	106,889	NICHOLAS	21,076
ALLEN	36,102	ELLIOTT	11,533	LARUE	30,944	OHIO	76,465
ANDERSON	63,360	ESTILL	54,127	LAUREL	180,329	OLDHAM	75,417
BALLARD	13,118	FAYETTE	504,484	LAWRENCE	57,150	OWEN	23,769
BARREN	69,448	FLEMING	40,289	LEE	22,001	OWSLEY	18,094
BATH	36,193	FLOYD	131,614	LESLIE	29,312	PENDLETON	25,876
BELL	134,193	FRANKLIN	109,452	LETCHER	57,260	PERRY	92,646
BOONE	198,398	FULTON	14,935	LEWIS	41,159	PIKE	131,534
BOURBON	46,671	GALLATIN	15,168	LINCOLN	78,173	POWELL	30,736
BOYD	74,463	GARRARD	42,413	LIVINGSTON	20,896	PULASKI	213,217
BOYLE	88,331	GRANT	35,631	LOGAN	51,712	ROBERTSON	5,206
BRACKEN	26,335	GRAVES	91,702	LYON	23,527	ROCKCASTLE	51,101
BREATHITT	32,809	GRAYSON	97,025	MADISON	234,088	ROWAN	62,659
BRECKINRIDGE	47,097	GREEN	31,640	MAGOFFIN	48,341	RUSSELL	13,676
BULLITT	128,049	GREENUP	159,091	MARION	35,916	SCOTT	116,039
BUTLER	26,138	HANCOCK	14,820	MARSHALL	67,910	SHELBY	86,602
CALDWELL	35,074	HARDIN	225,086	MARTIN	52,581	SIMPSON	32,950
CALLOWAY	72,634	HARLAN	127,903	MASON	34,552	SPENCER	39,219
CAMPBELL	108,026	HARRISON	47,945	MCCRACKEN	130,266	TAYLOR	83,838
CARLISLE	15,427	HART	29,310	MCCREARY	44,822	TODD	20,256
CARROLL	29,147	HENDERSON	114,401	MCLEAN	23,456	TRIGG	35,984
CARTER	73,838	HENRY	31,270	MEADE	42,329	TRIMBLE	19,342
CASEY	45,195	HICKMAN	9,041	MENIFEE	20,816	UNION	33,779
CHRISTIAN	75,641	HOPKINS	97,647	MERCER	63,322	WARREN	164,021
CLARK	76,844	JACKSON	36,919	METCALFE	20,804	WASHINGTON	28,143
CLAY	75,682	JEFFERSON	934,963	MONROE	17,482	WAYNE	67,796
CLINTON	22,548	JESSAMINE	127,411	MONTGOMERY	102,563	WEBSTER	37,329
CRITTENDEN	20,930	JOHNSON	98,078	MORGAN	70,285	WHITLEY	157,325
CUMBERLAND	11,115	KENTON	194,356	MUHLENBERG	67,542	WOLFE	19,062
DAVISS	132,727	KNOTT	58,082	NELSON	82,291	WOODFORD	62,281
						TOTAL	9,062,394

Per 1000 Tramadol Usage Q2 2020

Actual Number of Tramadol Doses per 1,000 Residents for Quarter 2, 2020							
COUNTY	PER 1000	COUNTY	PER 1000	COUNTY	PER 1000	COUNTY	PER 1000
ADAIR	1,633	EDMONSON	2,054	KNOX	3,373	NICHOLAS	2,975
ALLEN	1,750	ELLIOTT	1,520	LARUE	2,195	OHIO	3,137
ANDERSON	2,859	ESTILL	3,783	LAUREL	2,993	OLDHAM	1,150
BALLARD	1,629	FAYETTE	1,584	LAWRENCE	3,603	OWEN	2,234
BARREN	1,579	FLEMING	2,777	LEE	3,344	OWSLEY	4,029
BATH	2,936	FLOYD	3,547	LESLIE	2,782	PENDLETON	1,777
BELL	4,949	FRANKLIN	2,165	LETCHER	2,514	PERRY	3,388
BOONE	1,544	FULTON	2,417	LEWIS	3,062	PIKE	2,172
BOURBON	2,330	GALLATIN	1,762	LINCOLN	3,207	POWELL	2,497
BOYD	1,547	GARRARD	2,453	LIVINGSTON	2,254	PULASKI	3,334
BOYLE	2,943	GRANT	1,430	LOGAN	1,945	ROBERTSON	2,416
BRACKEN	3,135	GRAVES	2,466	LYON	2,916	ROCKCASTLE	3,033
BREATHITT	2,470	GRAYSON	3,706	MADISON	2,614	ROWAN	2,563
BRECKINRIDGE	2,359	GREEN	2,861	MAGOFFIN	3,811	RUSSELL	772
BULLITT	1,618	GREENUP	4,432	MARION	1,870	SCOTT	2,150
BUTLER	2,035	HANCOCK	1,682	MARSHALL	2,165	SHELBY	1,866
CALDWELL	2,791	HARDIN	2,097	MARTIN	4,381	SIMPSON	1,822
CALLOWAY	1,890	HARLAN	4,708	MASON	2,010	SPENCER	2,146
CAMPBELL	1,172	HARRISON	2,571	MCCRACKEN	1,999	TAYLOR	3,301
CARLISLE	3,178	HART	1,574	MCCREARY	2,560	TODD	1,647
CARROLL	2,729	HENDERSON	2,473	MCLEAN	2,476	TRIGG	2,523
CARTER	2,730	HENRY	1,977	MEADE	1,505	TRIMBLE	2,244
CASEY	2,858	HICKMAN	1,954	MENIFEE	3,248	UNION	2,270
CHRISTIAN	1,045	HOPKINS	2,127	MERCER	2,948	WARREN	1,307
CLARK	2,145	JACKSON	2,762	METCALFE	2,077	WASHINGTON	2,309
CLAY	3,645	JEFFERSON	1,222	MONROE	1,651	WAYNE	3,315
CLINTON	2,216	JESSAMINE	2,434	MONTGOMERY	3,693	WEBSTER	2,803
CRITTENDEN	2,278	JOHNSON	4,268	MORGAN	5,285	WHITLEY	4,359
CUMBERLAND	1,650	KENTON	1,178	MUHLENBERG	2,177	WOLFE	2,663
DAVISS	1,332	KNOTT	3,737	NELSON	1,806	WOODFORD	2,384

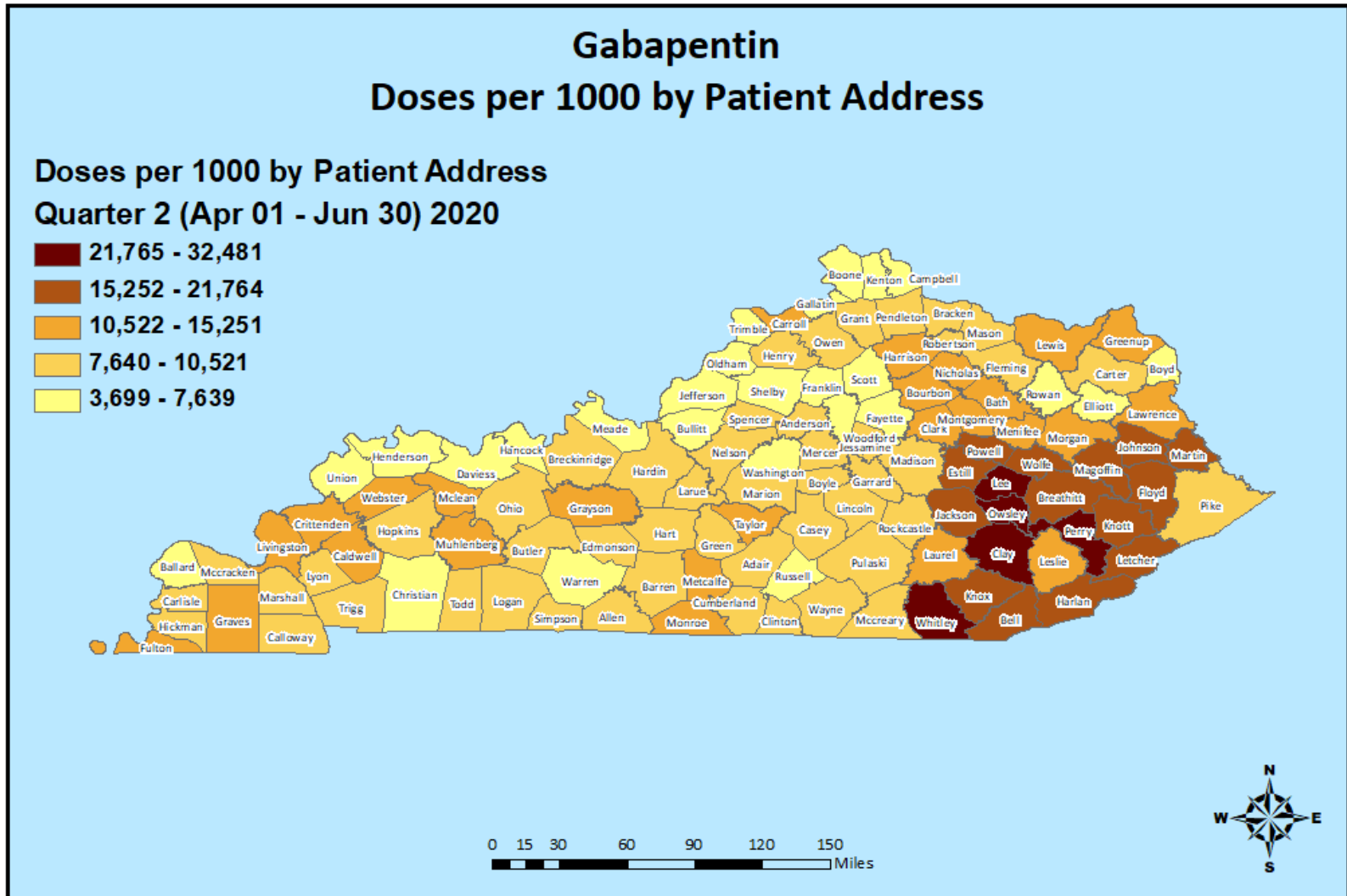
Gabapentin Prescribing Q2 2020



Gabapentin Prescribing Q2 2020

3 Digit Zip	Doses By Prescriber Zip-Actual Number of Gabapentin Doses for Quarter 2, 2020
400	1,014,160
401	437,599
402	6,248,057
403	2,201,206
404	1,331,440
405	4,821,238
406	366,432
407	1,664,899
408	301,529
409	999,759
410	3,006,426
411	1,100,640
412	668,578
413	636,012
414	309,669
415	244,240
416	586,948
417	1,143,228
418	299,636
420	2,256,212
421	2,288,084
422	624,111
423	606,651
424	887,369
425	548,854
426	376,987
427	1,716,809
Totals	36,686,773

Gabapentin Usage Q2 2020



Gabapentin Usage

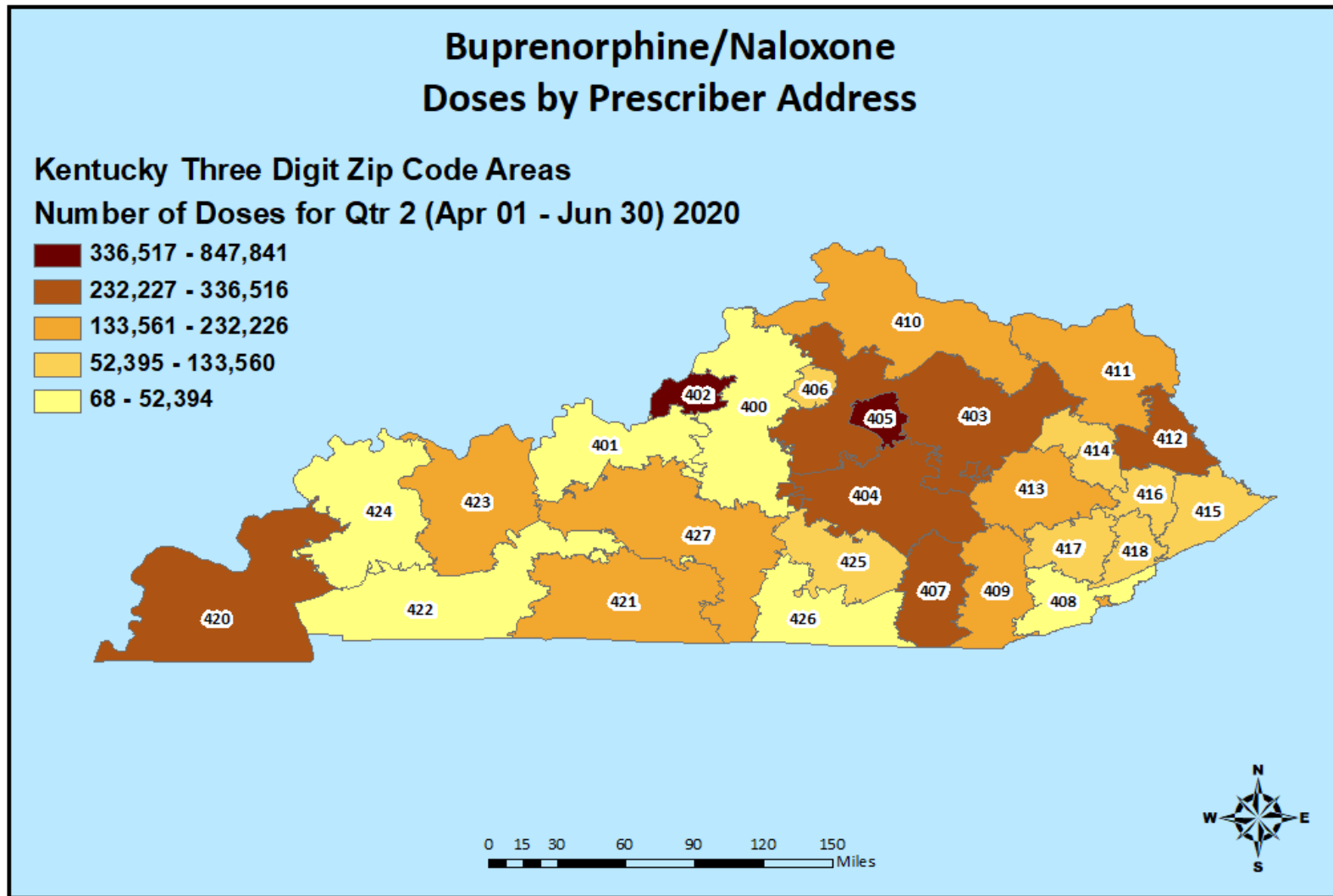
Q2 2020

Actual Number of Gabapentin Doses for Quarter 2, 2020							
COUNTY	# DOSES	COUNTY	# DOSES	COUNTY	# DOSES	COUNTY	# DOSES
ADAIR	164,896	EDMONSON	98,523	KNOX	536,978	NICHOLAS	108,038
ALLEN	198,465	ELLIOTT	47,956	LARUE	132,165	OHIO	242,890
ANDERSON	209,339	ESTILL	266,301	LAUREL	717,793	OLDHAM	297,556
BALLARD	59,229	FAYETTE	1,672,317	LAWRENCE	218,835	OWEN	94,353
BARREN	404,398	FLEMING	143,600	LEE	148,670	OWSLEY	145,873
BATH	171,779	FLOYD	781,227	LESLIE	139,562	PENDLETON	123,092
BELL	436,533	FRANKLIN	381,819	LETCHER	442,384	PERRY	633,206
BOONE	749,556	FULTON	73,326	LEWIS	159,955	PIKE	624,041
BOURBON	228,920	GALLATIN	65,148	LINCOLN	226,278	POWELL	244,595
BOYD	294,275	GARRARD	139,684	LIVINGSTON	111,182	PULASKI	601,540
BOYLE	239,266	GRANT	197,739	LOGAN	263,759	ROBERTSON	22,529
BRACKEN	84,790	GRAVES	422,544	LYON	79,704	ROCKCASTLE	149,759
BREATHITT	248,468	GRAYSON	394,654	MADISON	788,790	ROWAN	160,615
BRECKINRIDGE	159,797	GREEN	99,804	MAGOFFIN	276,059	RUSSELL	65,554
BULLITT	522,160	GREENUP	489,677	MARION	176,026	SCOTT	345,742
BUTLER	130,602	HANCOCK	49,909	MARSHALL	314,727	SHELBY	333,115
CALDWELL	157,799	HARDIN	849,856	MARTIN	214,818	SIMPSON	158,933
CALLOWAY	303,200	HARLAN	462,993	MASON	142,406	SPENCER	161,125
CAMPBELL	563,278	HARRISON	218,262	MCCRACKEN	634,223	TAYLOR	275,646
CARLISLE	47,201	HART	154,613	MCCREARY	183,276	TODD	108,541
CARROLL	119,878	HENDERSON	343,234	MCLEAN	103,159	TRIGG	133,038
CARTER	235,667	HENRY	142,177	MEADE	155,386	TRIMBLE	62,431
CASEY	131,257	HICKMAN	36,386	MENIFEE	87,571	UNION	107,798
CHRISTIAN	429,149	HOPKINS	473,465	MERCER	203,269	WARREN	912,905
CLARK	411,950	JACKSON	221,026	METCALFE	123,619	WASHINGTON	93,113
CLAY	567,190	JEFFERSON	4,911,224	MONROE	126,025	WAYNE	211,248
CLINTON	104,660	JESSAMINE	442,861	MONTGOMERY	367,806	WEBSTER	147,600
CRITTENDEN	106,630	JOHNSON	411,457	MORGAN	175,250	WHITLEY	824,331
CUMBERLAND	70,892	KENTON	871,345	MUHLENBERG	428,176	WOLFE	131,007
DAVISS	421,185	KNOTT	307,587	NELSON	380,104	WOODFORD	195,371
						TOTAL	38,916,663

Per 1000 Gabapentin Usage Q2 2020

Actual Number of Gabapentin Doses per 1,000 Residents for Quarter 2, 2020							
COUNTY	PER 1000	COUNTY	PER 1000	COUNTY	PER 1000	COUNTY	PER 1000
ADAIR	8,553	EDMONSON	8,133	KNOX	16,946	NICHOLAS	15,251
ALLEN	9,620	ELLIOTT	6,320	LARUE	9,376	OHIO	9,963
ANDERSON	9,448	ESTILL	18,613	LAUREL	11,914	OLDHAM	4,539
BALLARD	7,354	FAYETTE	5,251	LAWRENCE	13,795	OWEN	8,866
BARREN	9,192	FLEMING	9,899	LEE	22,594	OWSLEY	32,481
BATH	13,935	FLOYD	21,052	LESLIE	13,244	PENDLETON	8,454
BELL	16,098	FRANKLIN	7,552	LETCHER	19,426	PERRY	23,158
BOONE	5,831	FULTON	11,867	LEWIS	11,900	PIKE	10,305
BOURBON	11,429	GALLATIN	7,567	LINCOLN	9,284	POWELL	19,873
BOYD	6,114	GARRARD	8,078	LIVINGSTON	11,995	PULASKI	9,406
BOYLE	7,971	GRANT	7,934	LOGAN	9,918	ROBERTSON	10,454
BRACKEN	10,094	GRAVES	11,364	LYON	9,878	ROCKCASTLE	8,888
BREATHITT	18,704	GRAYSON	15,072	MADISON	8,809	ROWAN	6,569
BRECKINRIDGE	8,005	GREEN	9,024	MAGOFFIN	21,764	RUSSELL	3,699
BULLITT	6,597	GREENUP	13,643	MARION	9,166	SCOTT	6,406
BUTLER	10,168	HANCOCK	5,665	MARSHALL	10,034	SHELBY	7,178
CALDWELL	12,556	HARDIN	7,919	MARTIN	17,899	SIMPSON	8,789
CALLOWAY	7,888	HARLAN	17,042	MASON	8,284	SPENCER	8,817
CAMPBELL	6,109	HARRISON	11,706	MCCRACKEN	9,733	TAYLOR	10,853
CARLISLE	9,722	HART	8,300	MCCREARY	10,466	TODD	8,828
CARROLL	11,226	HENDERSON	7,421	MCLEAN	10,887	TRIGG	9,327
CARTER	8,714	HENRY	8,988	MEADE	5,525	TRIMBLE	7,243
CASEY	8,300	HICKMAN	7,864	MENIFEE	13,666	UNION	7,244
CHRISTIAN	5,931	HOPKINS	10,314	MERCER	9,464	WARREN	7,272
CLARK	11,501	JACKSON	16,534	METCALFE	12,340	WASHINGTON	7,639
CLAY	27,313	JEFFERSON	6,417	MONROE	11,903	WAYNE	10,328
CLINTON	10,284	JESSAMINE	8,458	MONTGOMERY	13,244	WEBSTER	11,084
CRITTENDEN	11,605	JOHNSON	17,907	MORGAN	13,179	WHITLEY	22,837
CUMBERLAND	10,521	KENTON	5,283	MUHLENBERG	13,800	WOLFE	18,300
DAVISS	4,226	KNOTT	19,788	NELSON	8,343	WOODFORD	7,479

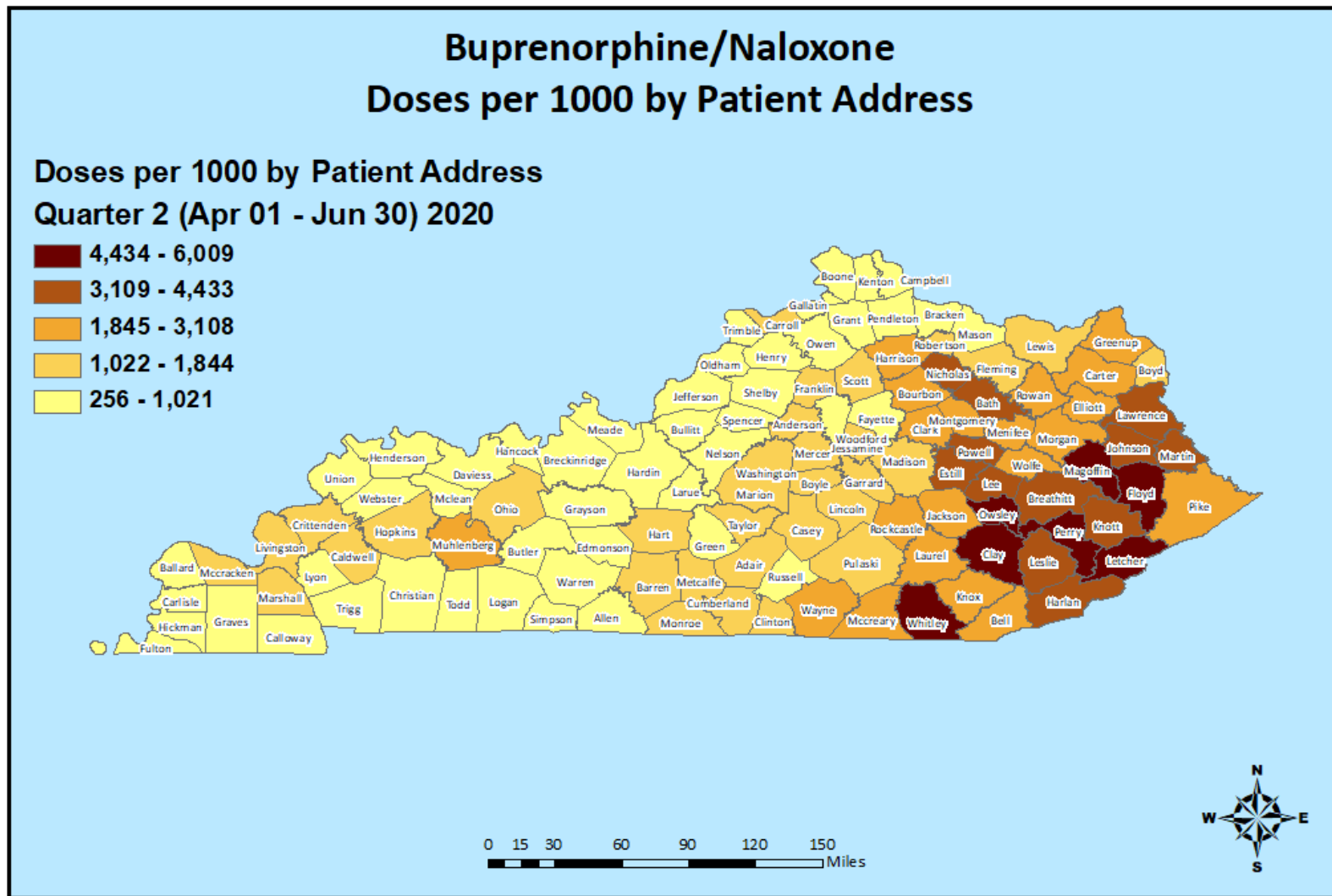
Buprenorphine/Naloxone Prescribing Q2 2020



Buprenorphine/Naloxone Prescribing Q2 2020

3 Digit Zip	Doses By Prescriber Zip-Actual Number of Buprenorphine/Naloxone Doses for Quarter 2,
400	52,394
401	5,906
402	720,353
403	336,516
404	305,199
405	847,841
406	133,560
407	280,334
408	33,954
409	213,274
410	192,616
411	232,226
412	260,442
413	223,283
414	126,597
415	99,728
416	117,305
417	123,271
418	71,472
420	277,034
421	161,468
422	15,301
423	227,772
424	3,328
425	74,060
426	68
427	189,812
Totals	5,325,114

Buprenorphine/Naloxone Usage Q2 2020



Buprenorphine/Naloxone Usage

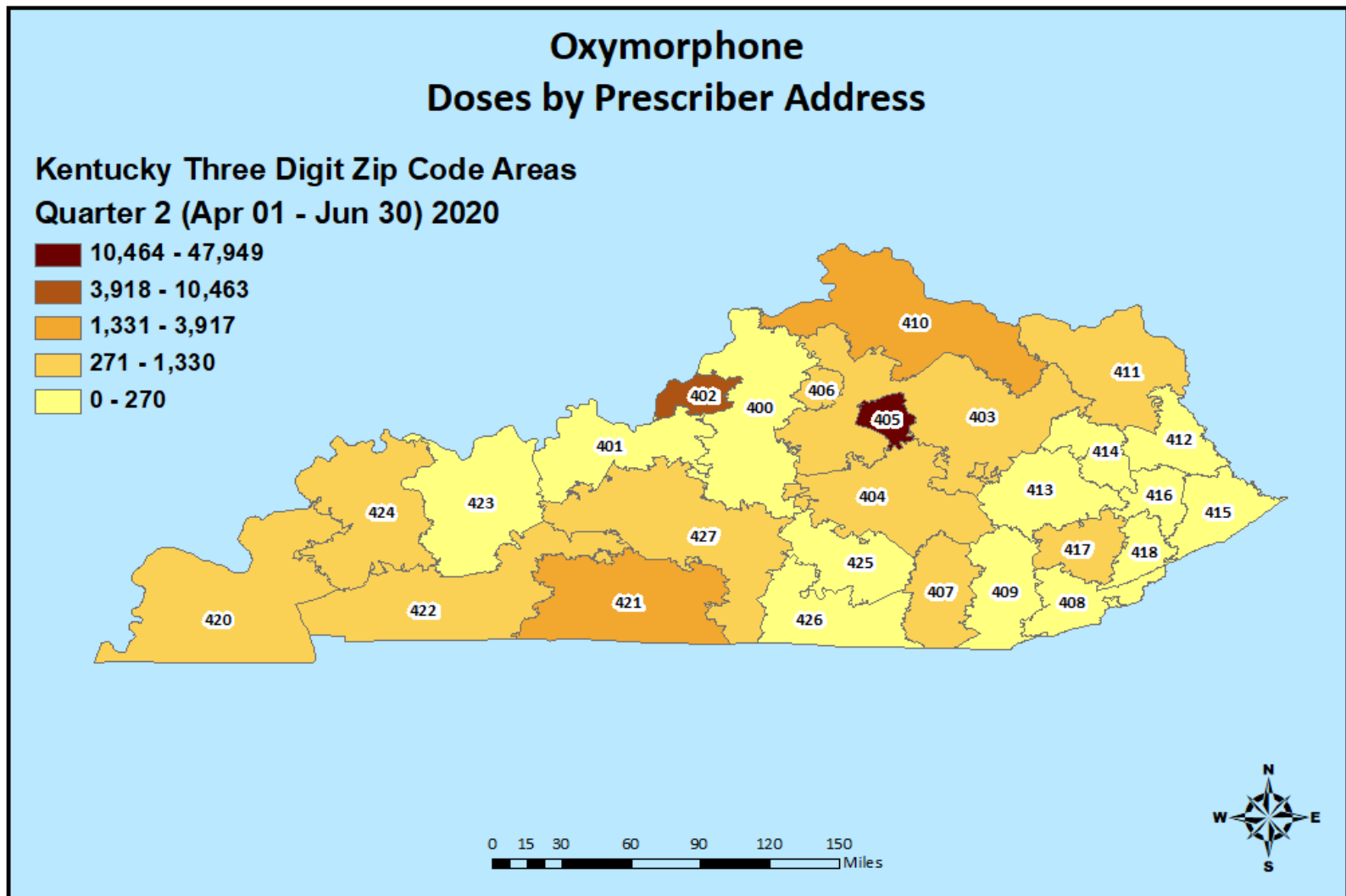
Q2 2020

Actual Number of Buprenorphine/Naloxone Doses for Quarter 2, 2020							
COUNTY	# DOSES	COUNTY	# DOSES	COUNTY	# DOSES	COUNTY	# DOSES
ADAIR	34,136	EDMONSON	7,900	KNOX	66,651	NICHOLAS	28,220
ALLEN	19,376	ELLIOTT	16,681	LARUE	8,884	OHIO	25,936
ANDERSON	28,727	ESTILL	47,729	LAUREL	149,952	OLDHAM	19,220
BALLARD	5,792	FAYETTE	278,901	LAWRENCE	57,563	OWEN	8,393
BARREN	52,988	FLEMING	20,325	LEE	27,730	OWSLEY	24,317
BATH	43,753	FLOYD	194,157	LESLIE	42,222	PENDLETON	10,813
BELL	77,849	FRANKLIN	72,811	LETCHER	112,606	PERRY	144,533
BOONE	50,298	FULTON	6,066	LEWIS	24,792	PIKE	177,240
BOURBON	56,660	GALLATIN	8,277	LINCOLN	39,821	POWELL	51,053
BOYD	83,342	GARRARD	22,031	LIVINGSTON	15,062	PULASKI	111,584
BOYLE	34,003	GRANT	17,643	LOGAN	19,064	ROBERTSON	2,444
BRACKEN	7,179	GRAVES	29,992	LYON	7,820	ROCKCASTLE	33,936
BREATHITT	58,250	GRAYSON	16,919	MADISON	148,945	ROWAN	51,620
BRECKINRIDGE	5,359	GREEN	9,821	MAGOFFIN	76,212	RUSSELL	10,916
BULLITT	53,134	GREENUP	88,630	MARION	26,197	SCOTT	80,201
BUTLER	9,276	HANCOCK	2,689	MARSHALL	35,054	SHELBY	25,996
CALDWELL	18,506	HARDIN	59,840	MARTIN	53,201	SIMPSON	14,825
CALLOWAY	19,486	HARLAN	102,731	MASON	14,347	SPENCER	12,667
CAMPBELL	40,745	HARRISON	38,605	MCCRACKEN	77,129	TAYLOR	33,594
CARLISLE	4,956	HART	19,415	MCCREARY	42,977	TODD	7,137
CARROLL	14,365	HENDERSON	20,653	MCLEAN	9,587	TRIGG	9,584
CARTER	72,620	HENRY	11,262	MEADE	10,833	TRIMBLE	7,776
CASEY	23,733	HICKMAN	2,142	MENIFEE	19,229	UNION	3,803
CHRISTIAN	32,775	HOPKINS	63,123	MERCER	29,251	WARREN	79,208
CLARK	95,759	JACKSON	34,513	METCALFE	11,455	WASHINGTON	13,327
CLAY	112,155	JEFFERSON	450,099	MONROE	11,699	WAYNE	41,735
CLINTON	12,814	JESSAMINE	95,693	MONTGOMERY	86,313	WEBSTER	12,120
CRITTENDEN	11,953	JOHNSON	84,762	MORGAN	32,204	WHITLEY	177,265
CUMBERLAND	11,106	KENTON	80,341	MUHLENBERG	82,393	WOLFE	14,348
DAVISS	29,501	KNOTT	56,092	NELSON	38,987	WOODFORD	24,437
						TOTAL	5,716,867

Per 1000 Buprenorphine/Naloxone Usage Q2 2020

Actual Number of Buprenorphine/Naloxone Doses per 1,000 Residents for Quarter 2, 2020							
COUNTY	PER 1000	COUNTY	PER 1000	COUNTY	PER 1000	COUNTY	PER 1000
ADAIR	1,771	EDMONSON	652	KNOX	2,103	NICHOLAS	3,984
ALLEN	939	ELLIOTT	2,198	LARUE	630	OHIO	1,064
ANDERSON	1,296	ESTILL	3,336	LAUREL	2,489	OLDHAM	293
BALLARD	719	FAYETTE	876	LAWRENCE	3,629	OWEN	789
BARREN	1,204	FLEMING	1,401	LEE	4,214	OWSLEY	5,415
BATH	3,549	FLOYD	5,232	LESLIE	4,007	PENDLETON	743
BELL	2,871	FRANKLIN	1,440	LETCHER	4,945	PERRY	5,286
BOONE	391	FULTON	982	LEWIS	1,844	PIKE	2,927
BOURBON	2,829	GALLATIN	961	LINCOLN	1,634	POWELL	4,148
BOYD	1,732	GARRARD	1,274	LIVINGSTON	1,625	PULASKI	1,745
BOYLE	1,133	GRANT	708	LOGAN	717	ROBERTSON	1,134
BRACKEN	855	GRAVES	807	LYON	969	ROCKCASTLE	2,014
BREATHITT	4,385	GRAYSON	646	MADISON	1,663	ROWAN	2,111
BRECKINRIDGE	268	GREEN	888	MAGOFFIN	6,009	RUSSELL	616
BULLITT	671	GREENUP	2,469	MARION	1,364	SCOTT	1,486
BUTLER	722	HANCOCK	305	MARSHALL	1,118	SHELBY	560
CALDWELL	1,472	HARDIN	558	MARTIN	4,433	SIMPSON	820
CALLOWAY	507	HARLAN	3,781	MASON	835	SPENCER	693
CAMPBELL	442	HARRISON	2,070	MCCRACKEN	1,184	TAYLOR	1,323
CARLISLE	1,021	HART	1,042	MCCREARY	2,454	TODD	580
CARROLL	1,345	HENDERSON	447	MCLEAN	1,012	TRIGG	672
CARTER	2,685	HENRY	712	MEADE	385	TRIMBLE	902
CASEY	1,501	HICKMAN	463	MENIFEE	3,001	UNION	256
CHRISTIAN	453	HOPKINS	1,375	MERCER	1,362	WARREN	631
CLARK	2,673	JACKSON	2,582	METCALFE	1,143	WASHINGTON	1,093
CLAY	5,401	JEFFERSON	588	MONROE	1,105	WAYNE	2,041
CLINTON	1,259	JESSAMINE	1,828	MONTGOMERY	3,108	WEBSTER	910
CRITTENDEN	1,301	JOHNSON	3,689	MORGAN	2,422	WHITLEY	4,911
CUMBERLAND	1,648	KENTON	487	MUHLENBERG	2,655	WOLFE	2,004
DAVISS	296	KNOTT	3,609	NELSON	856	WOODFORD	935

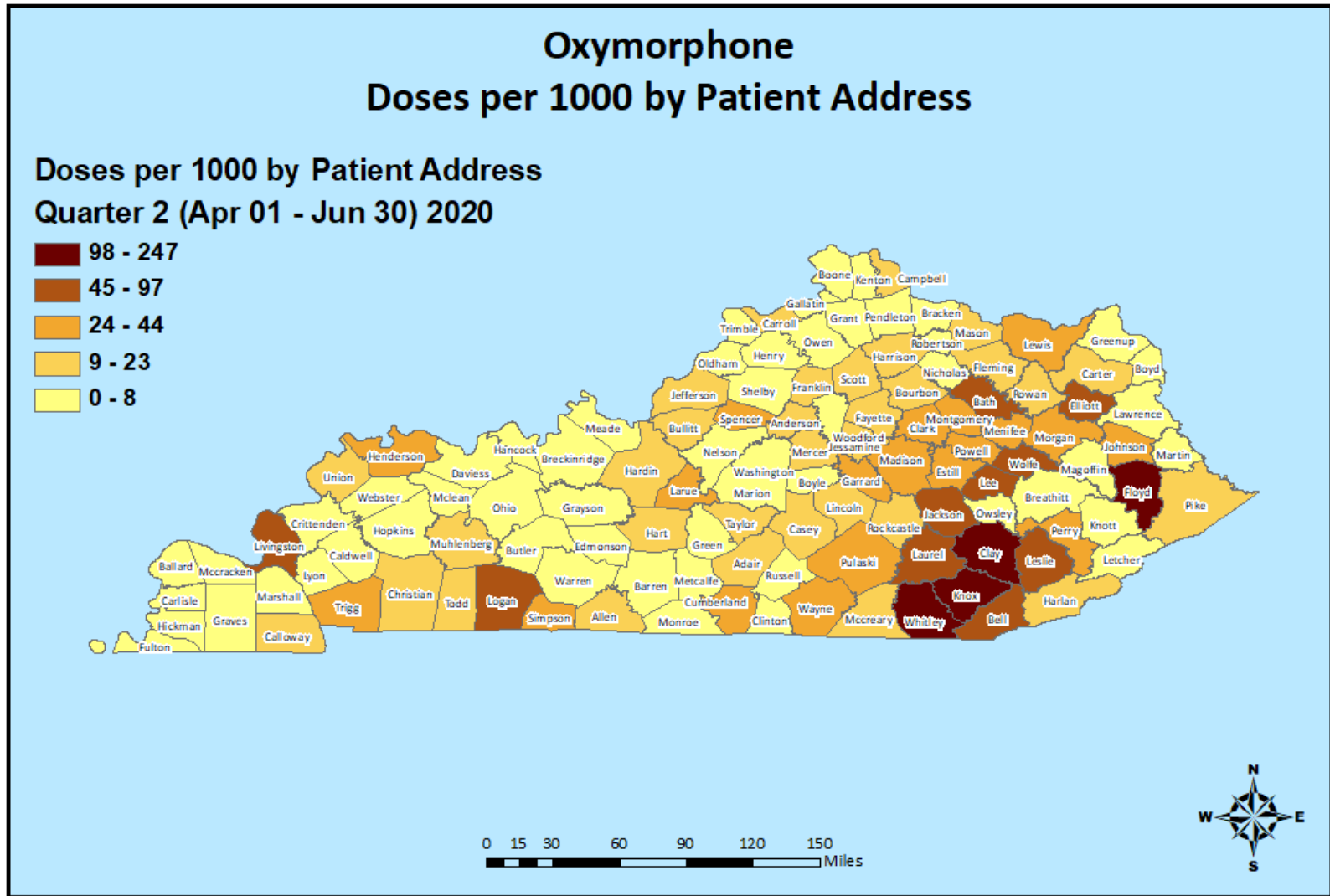
Oxymorphone Prescribing Q2 2020



Oxymorphone Prescribing Q2 2020

3 Digit Zip	Doses By Prescriber Zip-Actual Number of Oxymorphone Doses for Quarter 2, 2020
400	240
401	0
402	10,463
403	540
404	450
405	47,949
406	592
407	510
408	180
409	0
410	3,917
411	848
412	0
413	148
414	0
415	0
416	270
417	360
418	0
420	1,330
421	2,470
422	540
423	28
424	585
425	0
426	0
427	600
Totals	72,020

Oxymorphone Usage Q2 2020



Oxymorphone Usage

Q2 2020

Actual Number of Oxymorphone Doses for Quarter 2, 2020							
COUNTY	# DOSES	COUNTY	# DOSES	COUNTY	# DOSES	COUNTY	# DOSES
ADAIR	420	EDMONSON	0	KNOX	5,924	NICHOLAS	0
ALLEN	180	ELLIOTT	372	LARUE	540	OHIO	0
ANDERSON	450	ESTILL	420	LAUREL	4,328	OLDHAM	285
BALLARD	0	FAYETTE	4,866	LAWRENCE	0	OWEN	0
BARREN	240	FLEMING	140	LEE	330	OWSLEY	0
BATH	1,200	FLOYD	9,160	LESLIE	579	PENDLETON	0
BELL	1,590	FRANKLIN	820	LETCHER	0	PERRY	930
BOONE	995	FULTON	0	LEWIS	540	PIKE	1,286
BOURBON	180	GALLATIN	0	LINCOLN	420	POWELL	540
BOYD	180	GARRARD	720	LIVINGSTON	522	PULASKI	2,808
BOYLE	180	GRANT	60	LOGAN	1,320	ROBERTSON	0
BRACKEN	0	GRAVES	0	LYON	0	ROCKCASTLE	360
BREATHITT	90	GRAYSON	0	MADISON	2,439	ROWAN	540
BRECKINRIDGE	0	GREEN	90	MAGOFFIN	0	RUSSELL	0
BULLITT	780	GREENUP	180	MARION	0	SCOTT	1,080
BUTLER	0	HANCOCK	0	MARSHALL	240	SHELBY	336
CALDWELL	0	HARDIN	1,757	MARTIN	0	SIMPSON	780
CALLOWAY	540	HARLAN	540	MASON	210	SPENCER	540
CAMPBELL	822	HARRISON	180	MCCRACKEN	28	TAYLOR	360
CARLISLE	0	HART	270	MCCREARY	360	TODD	180
CARROLL	180	HENDERSON	1,245	MCLEAN	0	TRIGG	476
CARTER	360	HENRY	0	MEADE	0	TRIMBLE	0
CASEY	180	HICKMAN	0	MENIFEE	180	UNION	270
CHRISTIAN	840	HOPKINS	180	MERCER	338	WARREN	610
CLARK	1,110	JACKSON	900	METCALFE	0	WASHINGTON	0
CLAY	3,710	JEFFERSON	7,968	MONROE	0	WAYNE	630
CLINTON	0	JESSAMINE	1,200	MONTGOMERY	1,080	WEBSTER	90
CRITTENDEN	0	JOHNSON	630	MORGAN	450	WHITLEY	7,090
CUMBERLAND	180	KENTON	1,080	MUHLENBERG	389	WOLFE	360
DAVISS	68	KNOTT	120	NELSON	0	WOODFORD	0
TOTAL						87,141	

Per 1000 Oxymorphone Usage Q2 2020

Actual Number of Oxymorphone Doses per 1,000 Residents for Quarter 2, 2020							
COUNTY	PER 1000	COUNTY	PER 1000	COUNTY	PER 1000	COUNTY	PER 1000
ADAIR	22	EDMONSON	0	KNOX	187	NICHOLAS	0
ALLEN	9	ELLIOTT	49	LARUE	38	OHIO	0
ANDERSON	20	ESTILL	29	LAUREL	72	OLDHAM	4
BALLARD	0	FAYETTE	15	LAWRENCE	0	OWEN	0
BARREN	5	FLEMING	10	LEE	50	OWSLEY	0
BATH	97	FLOYD	247	LESLIE	55	PENDLETON	0
BELL	59	FRANKLIN	16	LETCHER	0	PERRY	34
BOONE	8	FULTON	0	LEWIS	40	PIKE	21
BOURBON	9	GALLATIN	0	LINCOLN	17	POWELL	44
BOYD	4	GARRARD	42	LIVINGSTON	56	PULASKI	44
BOYLE	6	GRANT	2	LOGAN	50	ROBERTSON	0
BRACKEN	0	GRAVES	0	LYON	0	ROCKCASTLE	21
BREATHITT	7	GRAYSON	0	MADISON	27	ROWAN	22
BRECKINRIDGE	0	GREEN	8	MAGOFFIN	0	RUSSELL	0
BULLITT	10	GREENUP	5	MARION	0	SCOTT	20
BUTLER	0	HANCOCK	0	MARSHALL	8	SHELBY	7
CALDWELL	0	HARDIN	16	MARTIN	0	SIMPSON	43
CALLOWAY	14	HARLAN	20	MASON	12	SPENCER	30
CAMPBELL	9	HARRISON	10	MCCRACKEN	0	TAYLOR	14
CARLISLE	0	HART	14	MCCREARY	21	TODD	15
CARROLL	17	HENDERSON	27	MCLEAN	0	TRIGG	33
CARTER	13	HENRY	0	MEADE	0	TRIMBLE	0
CASEY	11	HICKMAN	0	MENIFEE	28	UNION	18
CHRISTIAN	12	HOPKINS	4	MERCER	16	WARREN	5
CLARK	31	JACKSON	67	METCALFE	0	WASHINGTON	0
CLAY	179	JEFFERSON	10	MONROE	0	WAYNE	31
CLINTON	0	JESSAMINE	23	MONTGOMERY	39	WEBSTER	7
CRITTENDEN	0	JOHNSON	27	MORGAN	34	WHITLEY	196
CUMBERLAND	27	KENTON	7	MUHLENBERG	13	WOLFE	50
DAVISS	1	KNOTT	8	NELSON	0	WOODFORD	0