



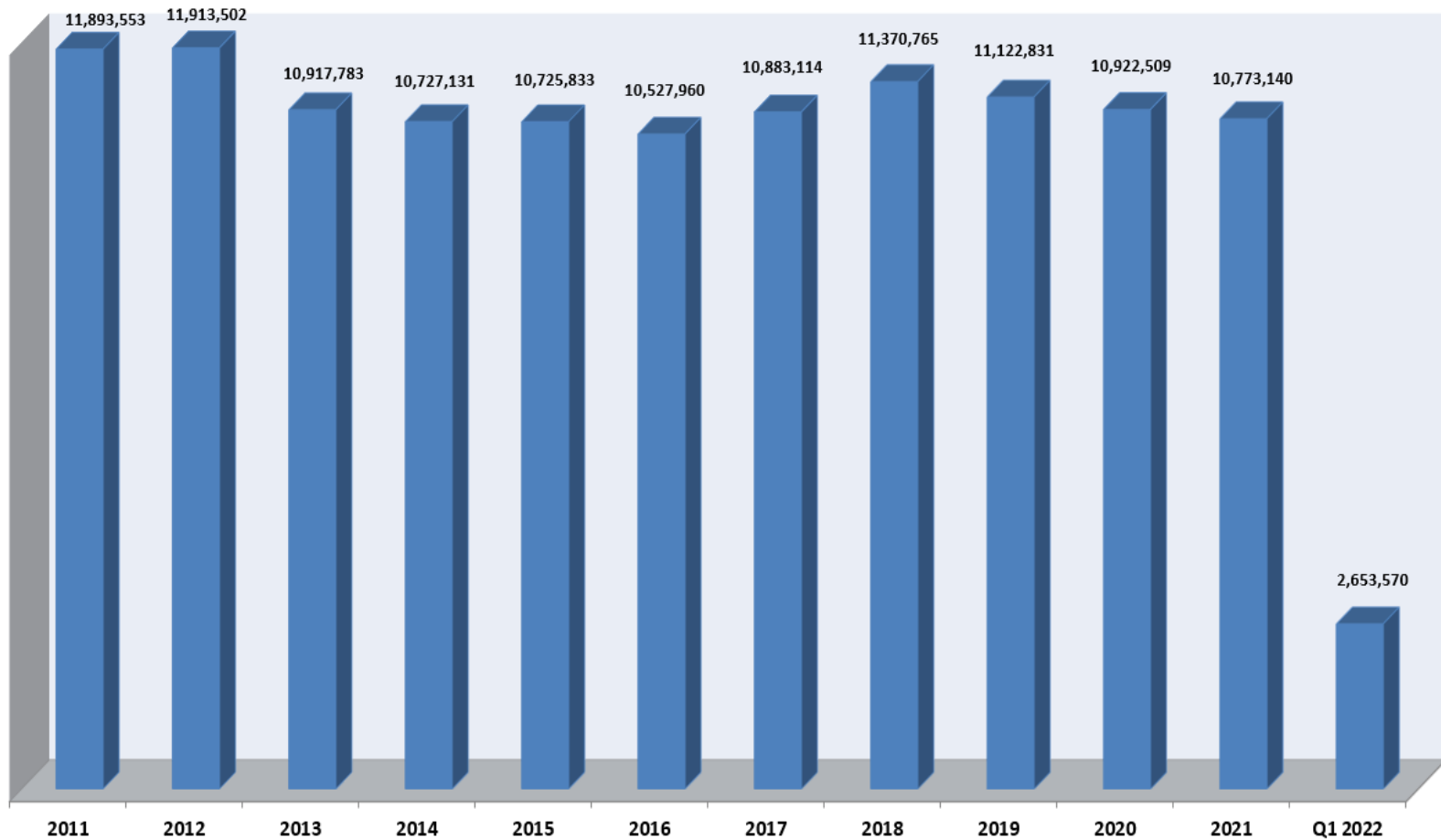
KENTUCKY CABINET FOR HEALTH AND FAMILY SERVICES

Kentucky All Schedule Prescription Electronic Reporting

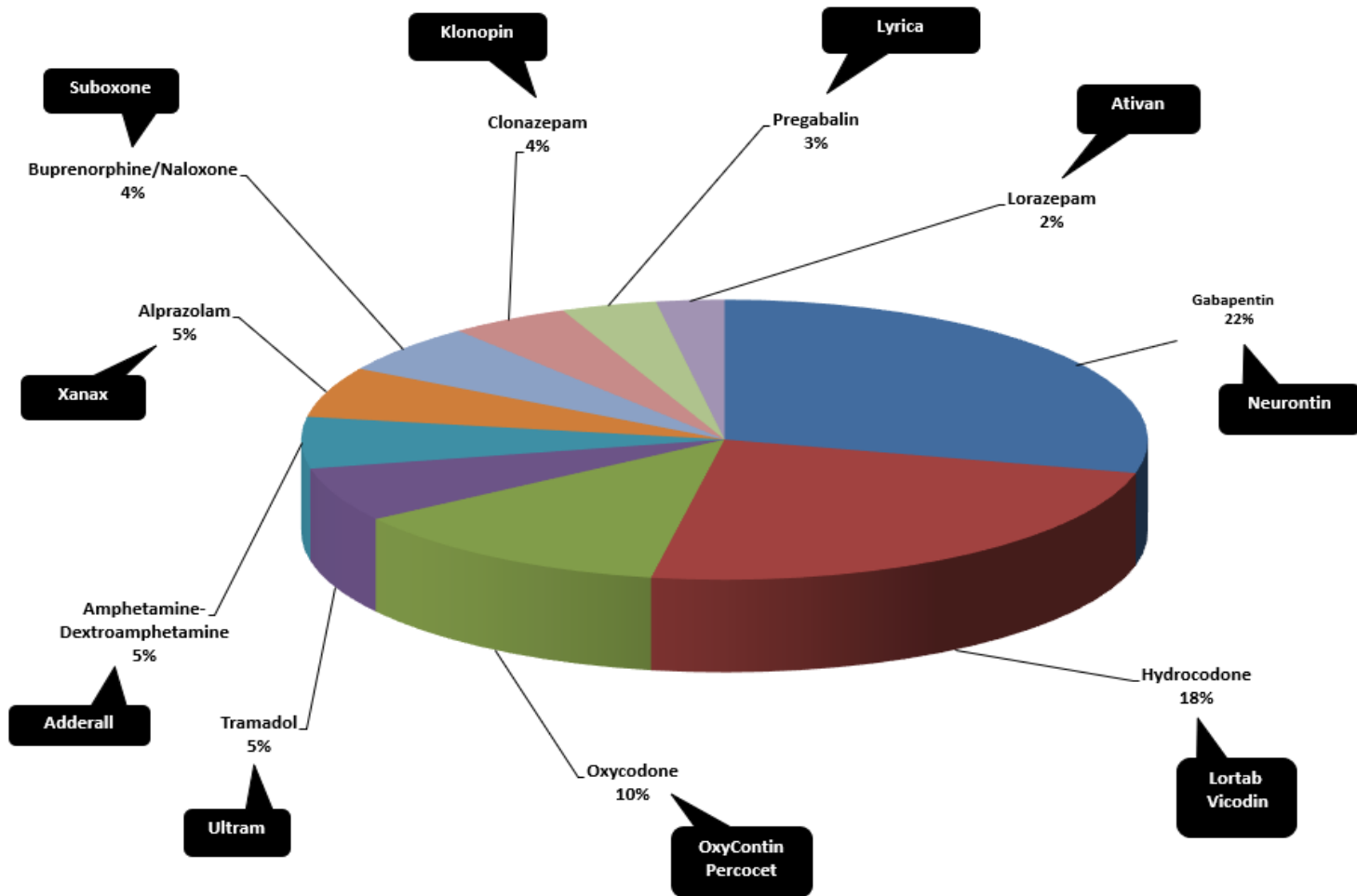
Quarterly Trend Report 1st Quarter 2022

**Cabinet for Health and Family Services
Office of Inspector General
275 E. Main Street
Frankfort, KY 40621**

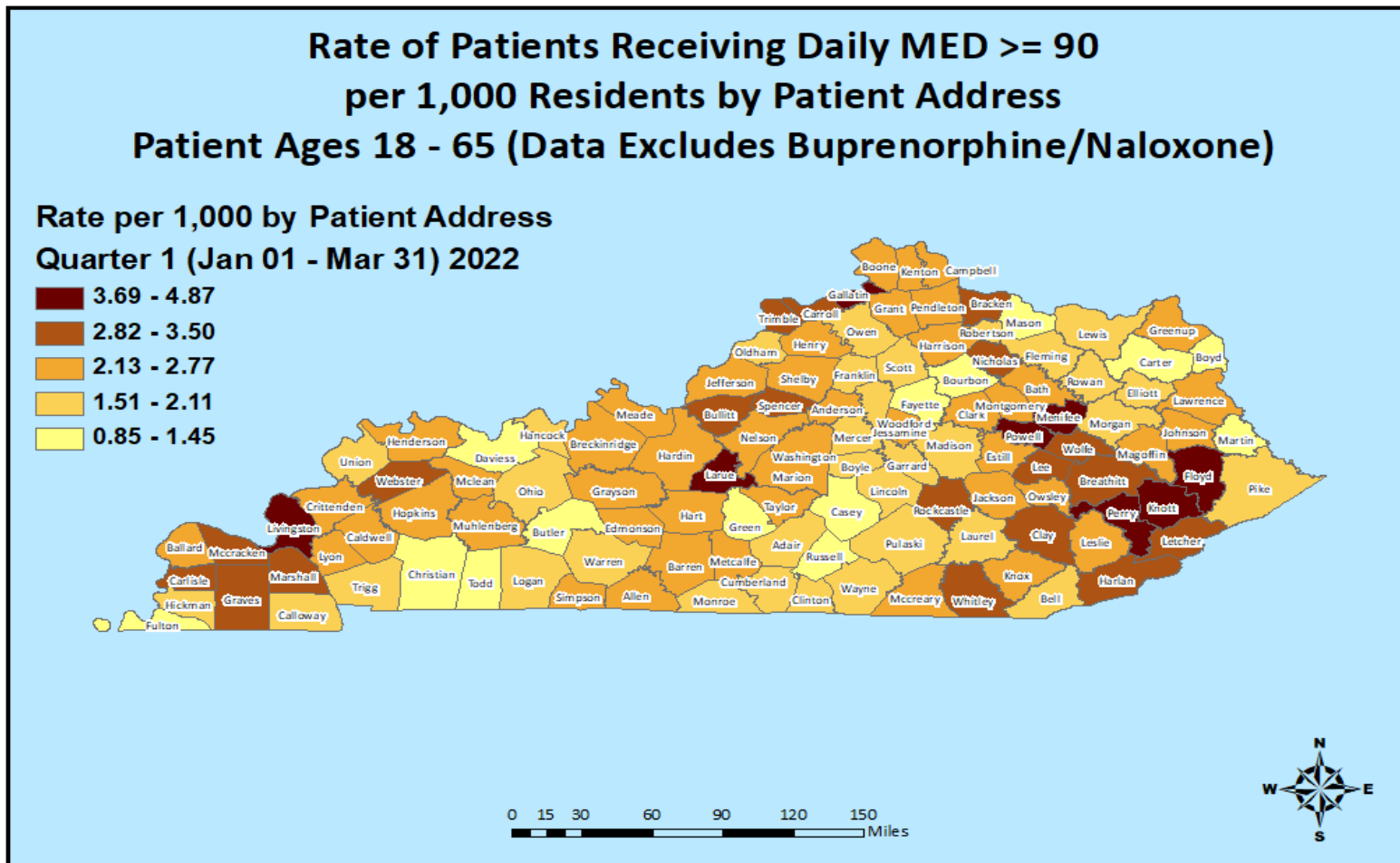
KASPER Records Added 2011 – Q1 2022



Top Prescribed Controlled Substances by Therapeutic Category by Doses – Q1 2022



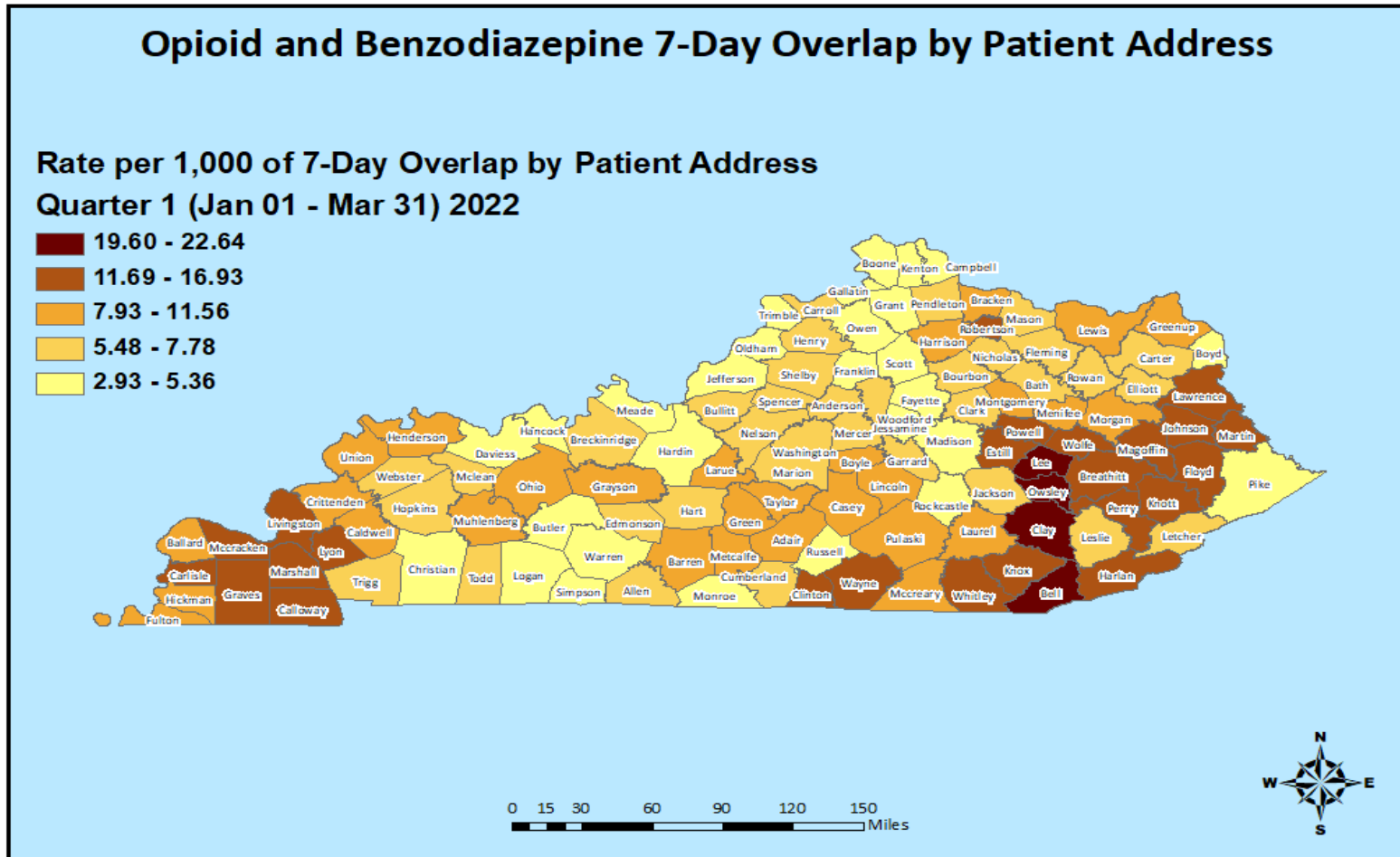
Opioid Morphine Equivalent Dose (MED) Data Q1 2022



Opioid Morphine Equivalent Dose (MED) Data Q1 2022

Rate of Patients Receiving Daily Morphine Equivalent Dosage \geq 90 per 1,000 Residents for Quarter 1, 2022 Patient Ages 18 - 65 (Data Excludes Buprenorphine/Naloxone)							
COUNTY	PER 1000	COUNTY	PER 1000	COUNTY	PER 1000	COUNTY	PER 1000
ADAIR	1.92	EDMONSON	2.23	KNOX	2.65	NICHOLAS	3.39
ALLEN	2.13	ELLIOTT	1.71	LARUE	3.69	OHIO	2.01
ANDERSON	2.21	ESTILL	2.38	LAUREL	1.99	OLDHAM	1.89
BALLARD	2.73	FAYETTE	1.25	LAWRENCE	2.33	OWEN	1.97
BARREN	2.34	FLEMING	1.52	LEE	3.19	OWSLEY	2.45
BATH	2.51	FLOYD	3.91	LESLIE	2.47	PENDLETON	2.27
BELL	1.88	FRANKLIN	2.02	LETCHER	2.85	PERRY	4.61
BOONE	2.49	FULTON	1.13	LEWIS	1.93	PIKE	1.55
BOURBON	1.45	GALLATIN	3.83	LINCOLN	1.68	POWELL	4.87
BOYD	1.16	GARRARD	1.85	LIVINGSTON	4.53	PULASKI	2.00
BOYLE	1.57	GRANT	2.73	LOGAN	2.11	ROBERTSON	1.86
BRACKEN	3.45	GRAVES	2.82	LYON	2.48	ROCKCASTLE	2.91
BREATHITT	3.46	GRAYSON	2.18	MADISON	1.97	ROWAN	1.72
BRECKINRIDGE	2.55	GREEN	1.45	MAGOFFIN	2.37	RUSSELL	0.85
BULLITT	3.37	GREENUP	2.45	MARION	2.40	SCOTT	1.54
BUTLER	1.40	HANCOCK	1.82	MARSHALL	3.28	SHELBY	2.59
CALDWELL	2.31	HARDIN	2.47	MARTIN	1.00	SIMPSON	2.77
CALLOWAY	1.74	HARLAN	2.91	MASON	0.93	SPENCER	2.96
CAMPBELL	2.68	HARRISON	2.57	MCCRACKEN	3.22	TAYLOR	2.72
CARLISLE	3.50	HART	2.20	MCCREARY	2.28	TODD	1.06
CARROLL	3.18	HENDERSON	2.23	MCLEAN	2.32	TRIGG	1.82
CARTER	1.04	HENRY	2.15	MEADE	2.70	TRIMBLE	3.36
CASEY	1.01	HICKMAN	1.51	MENIFEE	3.75	UNION	1.61
CHRISTIAN	1.11	HOPKINS	2.29	MERCER	1.86	WARREN	1.66
CLARK	2.32	JACKSON	2.47	METCALFE	2.60	WASHINGTON	2.13
CLAY	3.23	JEFFERSON	2.47	MONROE	1.89	WAYNE	1.66
CLINTON	1.97	JESSAMINE	2.39	MONTGOMERY	2.74	WEBSTER	3.15
CRITTENDEN	2.50	JOHNSON	2.48	MORGAN	1.58	WHITLEY	3.49
CUMBERLAND	1.78	KENTON	2.21	MUHLENBERG	2.48	WOLFE	3.07
DAVISS	1.16	KNOTT	3.73	NELSON	2.46	WOODFORD	1.84

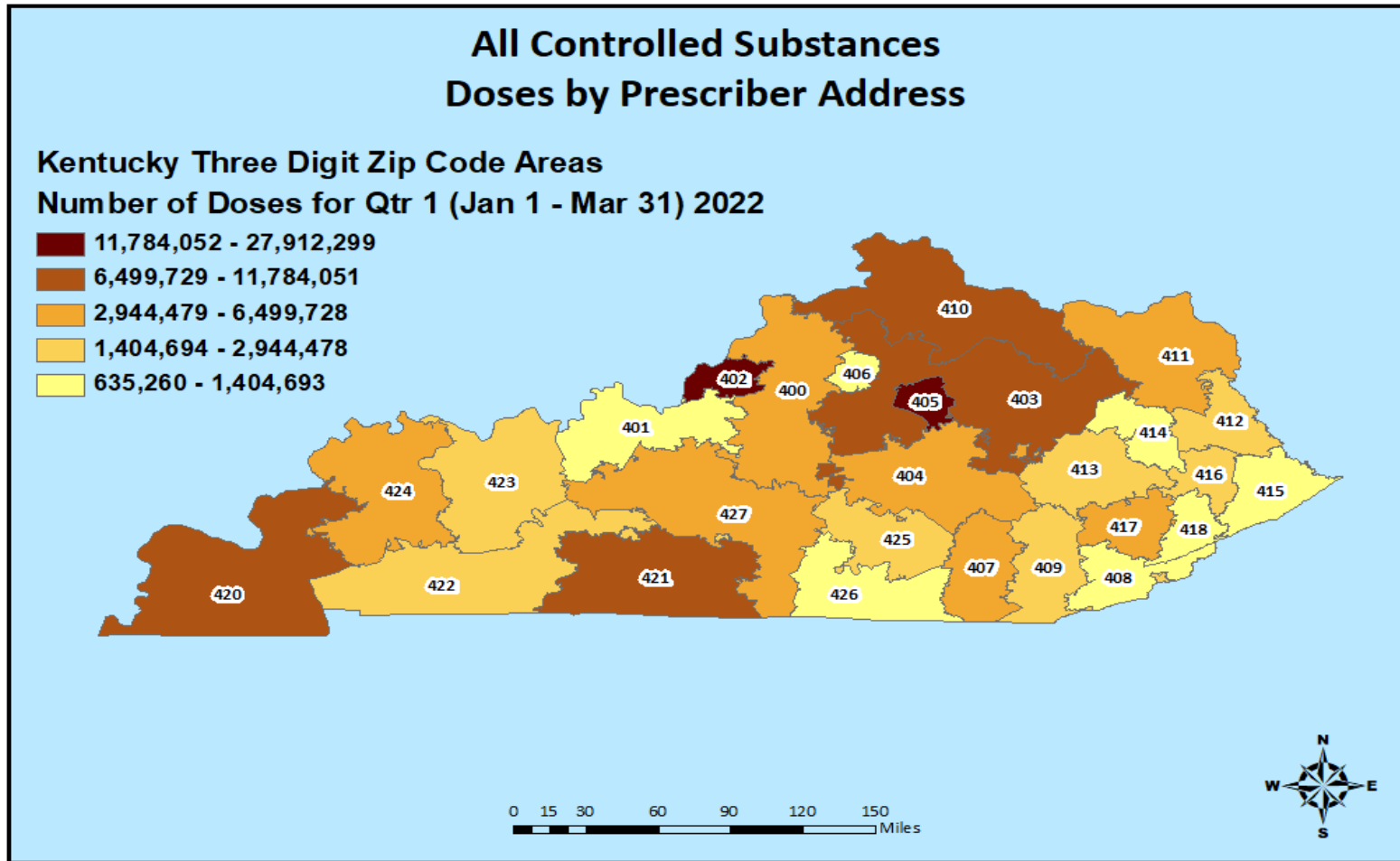
Patients with Seven or More Days of Overlapping Opioid and Benzodiazepine Prescriptions Q1 2022



Patients with Seven or More Days of Overlapping Opioid and Benzodiazepine Prescriptions Q1 2022

Rate of Patients With at Least a 7-Day Overlap of Opioids and Benzodiazepines per 1,000 for Quarter 1, 2022							
COUNTY	PER 1000	COUNTY	PER 1000	COUNTY	PER 1000	COUNTY	PER 1000
ADAIR	10.01	EDMONSON	6.36	KNOX	11.93	NICHOLAS	6.49
ALLEN	6.35	ELLIOTT	5.93	LARUE	11.56	OHIO	8.00
ANDERSON	6.00	ESTILL	12.16	LAUREL	8.05	OLDHAM	3.00
BALLARD	11.05	FAYETTE	3.55	LAWRENCE	12.73	OWEN	5.07
BARREN	7.93	FLEMING	7.24	LEE	19.60	OWSLEY	21.82
BATH	6.57	FLOYD	16.57	LESLIE	6.93	PENDLETON	5.98
BELL	22.64	FRANKLIN	4.98	LETCHER	5.58	PERRY	14.48
BOONE	4.45	FULTON	10.03	LEWIS	9.15	PIKE	5.04
BOURBON	6.39	GALLATIN	4.07	LINCOLN	9.48	POWELL	13.32
BOYD	4.55	GARRARD	5.61	LIVINGSTON	15.10	PULASKI	9.35
BOYLE	8.10	GRANT	5.10	LOGAN	5.00	ROBERTSON	12.53
BRACKEN	10.60	GRAVES	13.34	LYON	13.63	ROCKCASTLE	4.51
BREATHITT	13.10	GRAYSON	8.29	MADISON	5.36	ROWAN	5.48
BRECKINRIDGE	6.66	GREEN	9.76	MAGOFFIN	14.90	RUSSELL	2.93
BULLITT	5.90	GREENUP	10.09	MARION	7.34	SCOTT	4.39
BUTLER	5.22	HANCOCK	5.11	MARSHALL	14.89	SHELBY	6.10
CALDWELL	10.90	HARDIN	5.04	MARTIN	16.50	SIMPSON	3.98
CALLOWAY	13.01	HARLAN	12.07	MASON	6.34	SPENCER	5.86
CAMPBELL	5.11	HARRISON	8.53	MCCRACKEN	12.60	TAYLOR	9.96
CARLISLE	15.04	HART	6.76	MCCREARY	8.34	TODD	6.43
CARROLL	6.37	HENDERSON	9.04	MCLEAN	5.91	TRIGG	7.22
CARTER	6.69	HENRY	5.94	MEADE	3.45	TRIMBLE	4.76
CASEY	10.43	HICKMAN	8.43	MENIFEE	8.58	UNION	8.27
CHRISTIAN	4.49	HOPKINS	5.51	MERCER	6.52	WARREN	3.86
CLARK	5.81	JACKSON	7.78	METCALFE	9.28	WASHINGTON	6.32
CLAY	21.86	JEFFERSON	5.03	MONROE	5.01	WAYNE	12.47
CLINTON	11.69	JESSAMINE	5.08	MONTGOMERY	9.43	WEBSTER	6.91
CRITTENDEN	10.56	JOHNSON	15.06	MORGAN	8.80	WHITLEY	16.93
CUMBERLAND	7.72	KENTON	3.78	MUHLENBERG	8.73	WOLFE	15.64
DAVISS	3.62	KNOTT	14.86	NELSON	6.21	WOODFORD	5.59


Controlled Substance Prescribing Q1 2022



Controlled Substance Prescribing Q1 2022

3 Digit Zip	Doses By Prescriber Zip-Actual Number of all Controlled Substances for Quarter 1, 2022
400	4,173,939
401	1,331,739
402	27,912,299
403	7,240,254
404	5,290,297
405	18,556,190
406	1,404,693
407	5,729,027
408	1,014,669
409	2,944,478
410	11,784,051
411	3,662,116
412	1,988,722
413	1,795,267
414	747,923
415	635,260
416	2,157,828
417	3,911,276
418	865,925
420	9,665,020
421	8,139,433
422	2,231,233
423	2,362,534
424	3,976,464
425	2,229,150
426	1,391,034
427	6,499,728
Totals	139,640,549

Controlled Substance Usage Q1 2022



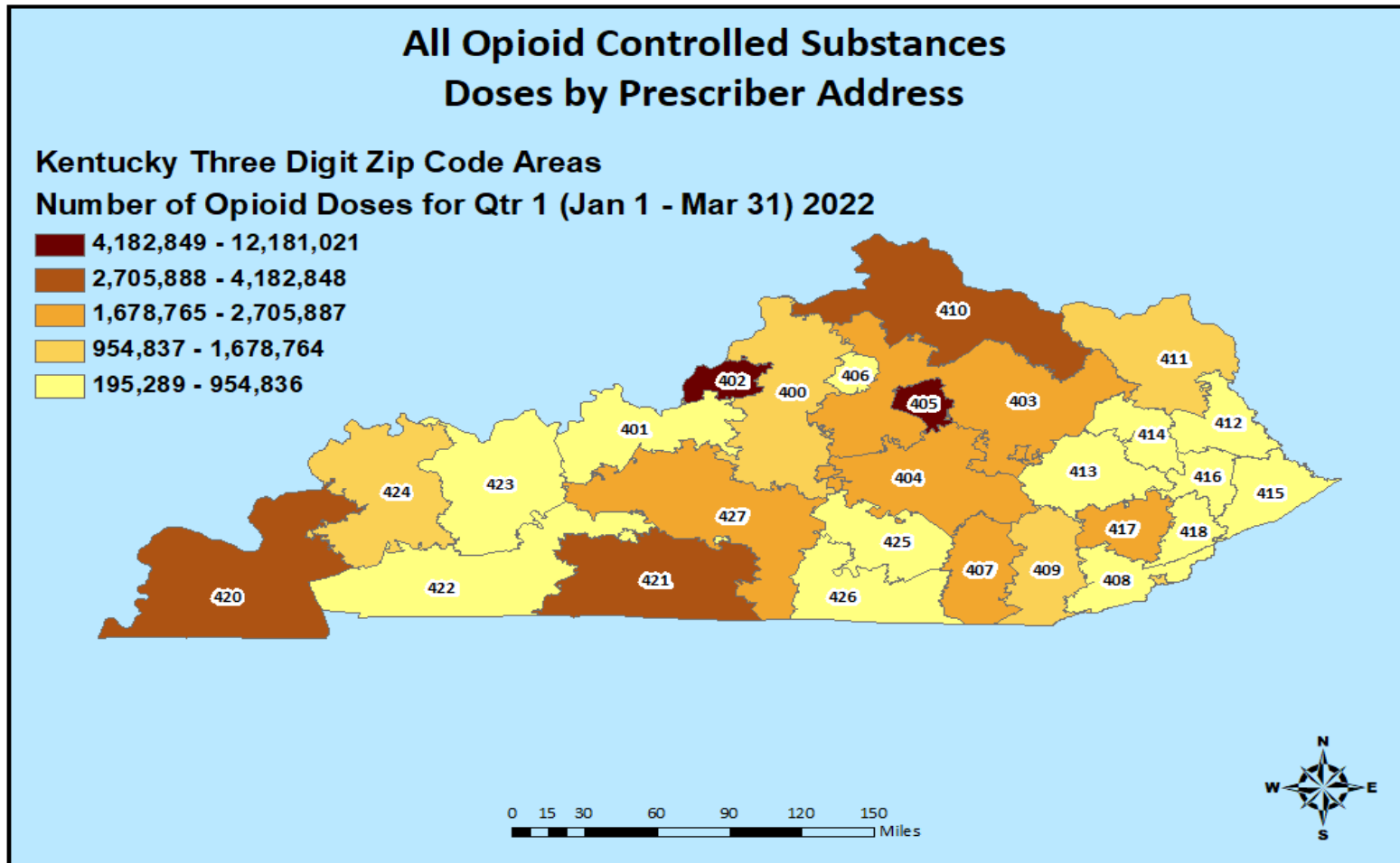
Per 1000 Controlled Substance Usage Q1 2022

Actual Number of All Controlled Substances Doses per 1,000 Residents for Quarter 1, 2022							
COUNTY	PER 1000	COUNTY	PER 1000	COUNTY	PER 1000	COUNTY	PER 1000
ADAIR	33,765	EDMONSON	27,838	KNOX	47,392	NICHOLAS	43,490
ALLEN	33,738	ELLIOTT	21,462	LARUE	40,919	OHIO	38,697
ANDERSON	34,666	ESTILL	58,171	LAUREL	39,218	OLDHAM	22,051
BALLARD	34,243	FAYETTE	22,436	LAWRENCE	44,113	OWEN	24,917
BARREN	33,083	FLEMING	34,952	LEE	70,265	OWSLEY	89,549
BATH	40,897	FLOYD	67,709	LESLIE	50,279	PENDLETON	27,616
BELL	57,452	FRANKLIN	30,060	LETCHER	59,183	PERRY	77,402
BOONE	25,015	FULTON	39,980	LEWIS	37,487	PIKE	36,633
BOURBON	35,211	GALLATIN	26,939	LINCOLN	38,125	POWELL	61,188
BOYD	21,610	GARRARD	30,004	LIVINGSTON	51,445	PULASKI	38,314
BOYLE	33,198	GRANT	27,173	LOGAN	35,023	ROBERTSON	39,045
BRACKEN	41,610	GRAVES	41,990	LYON	41,981	ROCKCASTLE	36,509
BREATHITT	58,538	GRAYSON	47,179	MADISON	33,413	ROWAN	26,440
BRECKINRIDGE	32,137	GREEN	36,032	MAGOFFIN	61,629	RUSSELL	12,227
BULLITT	30,242	GREENUP	47,172	MARION	34,278	SCOTT	30,042
BUTLER	33,093	HANCOCK	28,390	MARSHALL	45,613	SHELBY	29,709
CALDWELL	44,685	HARDIN	31,412	MARTIN	56,030	SIMPSON	29,662
CALLOWAY	35,489	HARLAN	55,477	MASON	28,221	SPENCER	34,377
CAMPBELL	25,213	HARRISON	39,923	MCCRACKEN	43,966	TAYLOR	40,228
CARLISLE	42,236	HART	32,406	MCCREARY	40,648	TODD	31,882
CARROLL	39,416	HENDERSON	41,758	MCLEAN	41,795	TRIGG	34,863
CARTER	30,540	HENRY	35,278	MEADE	22,755	TRIMBLE	27,686
CASEY	34,662	HICKMAN	31,184	MENIFEE	45,661	UNION	39,518
CHRISTIAN	23,020	HOPKINS	39,075	MERCER	35,497	WARREN	26,856
CLARK	38,486	JACKSON	45,280	METCALFE	42,515	WASHINGTON	31,728
CLAY	78,785	JEFFERSON	27,330	MONROE	35,344	WAYNE	43,105
CLINTON	44,147	JESSAMINE	31,671	MONTGOMERY	42,918	WEBSTER	47,095
CRITTENDEN	42,396	JOHNSON	51,962	MORGAN	40,857	WHITLEY	70,699
CUMBERLAND	38,529	KENTON	21,190	MUHLENBERG	51,231	WOLFE	58,345
DAVISS	20,521	KNOTT	65,794	NELSON	36,567	WOODFORD	29,507

Controlled Substance Usage Q1 2022

Actual Number of All Controlled Substances Doses for Quarter 1, 2022							
COUNTY	# DOSES	COUNTY	# DOSES	COUNTY	# DOSES	COUNTY	# DOSES
ADAIR	650,997	EDMONSON	337,229	KNOX	1,501,697	NICHOLAS	308,086
ALLEN	696,054	ELLIOTT	162,852	LARUE	576,800	OHIO	943,348
ANDERSON	768,122	ESTILL	832,254	LAUREL	2,362,905	OLDHAM	1,445,680
BALLARD	275,795	FAYETTE	7,144,819	LAWRENCE	699,767	OWEN	265,163
BARREN	1,455,434	FLEMING	507,050	LEE	462,342	OWSLEY	402,163
BATH	504,134	FLOYD	2,512,681	LESLIE	529,836	PENDLETON	402,094
BELL	1,557,918	FRANKLIN	1,519,815	LETCHER	1,347,785	PERRY	2,116,410
BOONE	3,215,282	FULTON	247,034	LEWIS	503,894	PIKE	2,218,282
BOURBON	705,279	GALLATIN	231,921	LINCOLN	929,180	POWELL	753,101
BOYD	1,040,112	GARRARD	518,837	LIVINGSTON	476,841	PULASKI	2,450,438
BOYLE	996,534	GRANT	677,230	LOGAN	931,374	ROBERTSON	84,143
BRACKEN	349,524	GRAVES	1,561,273	LYON	338,748	ROCKCASTLE	615,173
BREATHITT	777,625	GRAYSON	1,235,344	MADISON	2,992,078	ROWAN	646,484
BRECKINRIDGE	641,477	GREEN	398,512	MAGOFFIN	781,697	RUSSELL	216,683
BULLITT	2,393,669	GREENUP	1,693,144	MARION	658,316	SCOTT	1,621,405
BUTLER	425,081	HANCOCK	250,119	MARSHALL	1,430,662	SHELBY	1,378,748
CALDWELL	561,603	HARDIN	3,370,985	MARTIN	672,468	SIMPSON	536,382
CALLOWAY	1,364,105	HARLAN	1,507,199	MASON	485,115	SPENCER	628,211
CAMPBELL	2,324,930	HARRISON	744,412	MCCRACKEN	2,864,898	TAYLOR	1,021,675
CARLISLE	205,055	HART	603,626	MCCREARY	711,786	TODD	391,995
CARROLL	420,928	HENDERSON	1,931,410	MCLEAN	396,012	TRIGG	497,285
CARTER	825,972	HENRY	558,022	MEADE	639,997	TRIMBLE	238,653
CASEY	548,174	HICKMAN	144,287	MENIFEE	292,597	UNION	588,024
CHRISTIAN	1,665,530	HOPKINS	1,793,721	MERCER	762,363	WARREN	3,371,300
CLARK	1,378,525	JACKSON	605,297	METCALFE	425,912	WASHINGTON	386,734
CLAY	1,636,054	JEFFERSON	20,917,078	MONROE	374,217	WAYNE	881,629
CLINTON	449,282	JESSAMINE	1,658,221	MONTGOMERY	1,191,863	WEBSTER	627,121
CRITTENDEN	389,535	JOHNSON	1,193,990	MORGAN	543,320	WHITLEY	2,551,967
CUMBERLAND	259,607	KENTON	3,495,143	MUHLENBERG	1,589,602	WOLFE	417,690
DAVISS	2,045,379	KNOTT	1,022,696	NELSON	1,665,969	WOODFORD	770,840
						TOTAL	147,820,865

Opioid Prescribing Q1 2022



Opioid Prescribing Q1 2022

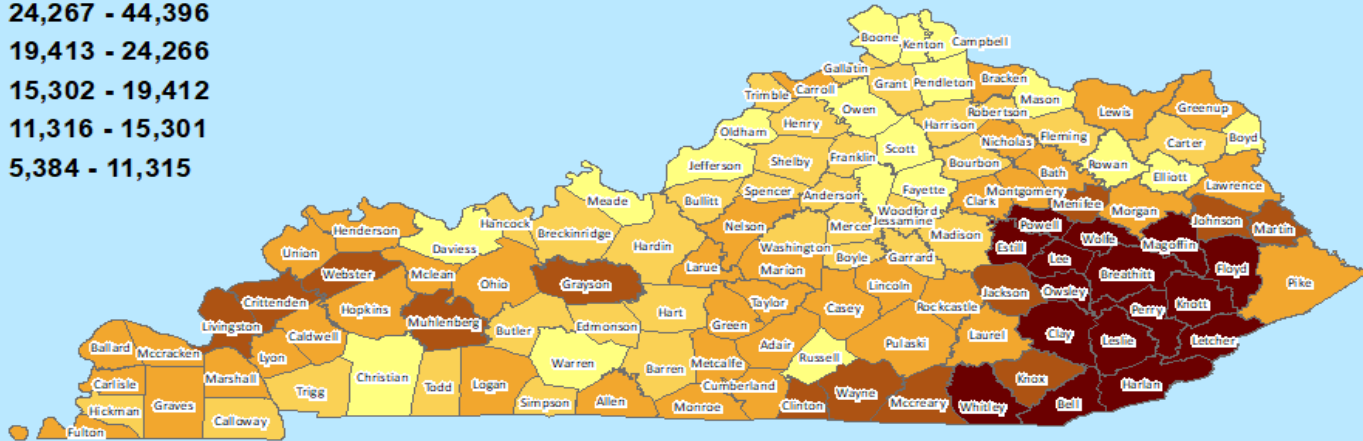
3 Digit Zip	Doses By Prescriber Zip-Actual Number of All Opioids for Quarter 1, 2022
400	1,473,046
401	428,898
402	12,181,021
403	2,440,178
404	2,191,601
405	7,907,107
406	730,431
407	2,614,012
408	470,254
409	1,433,835
410	4,074,911
411	1,311,284
412	811,063
413	954,836
414	353,265
415	195,289
416	893,128
417	1,955,086
418	354,899
420	4,182,848
421	3,788,877
422	704,800
423	934,409
424	1,678,764
425	765,855
426	668,167
427	2,705,887
Totals	58,203,751

Opioid Usage Q1 2022

All Opioid Controlled Substances Usage Dosage Rate per 1000 by Patient Address

Doses per 1000 by Patient Address
Quarter 1 (Jan 1 - Mar 31) 2022

- 24,267 - 44,396
- 19,413 - 24,266
- 15,302 - 19,412
- 11,316 - 15,301
- 5,384 - 11,315



0 15 30 60 90 120 150
Miles



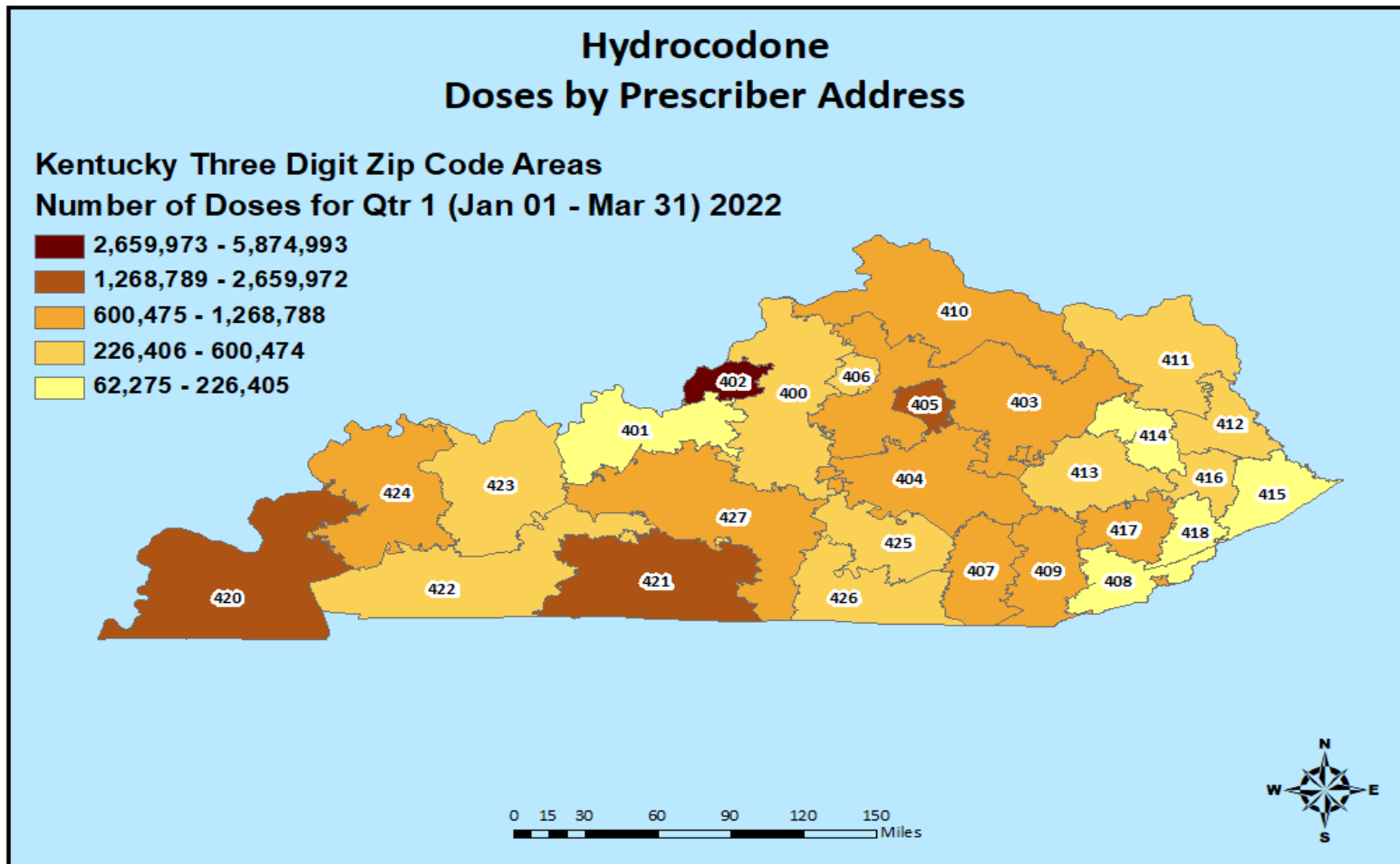
Per 1000 Opioid Usage Q1 2022

Actual Number of All Opioid Doses per 1,000 Residents for Quarter 1, 2022							
COUNTY	PER 1000	COUNTY	PER 1000	COUNTY	PER 1000	COUNTY	PER 1000
ADAIR	15,765	EDMONSON	13,641	KNOX	21,148	NICHOLAS	17,168
ALLEN	16,441	ELLIOTT	9,092	LARUE	17,595	OHIO	18,236
ANDERSON	14,514	ESTILL	27,442	LAUREL	17,307	OLDHAM	7,384
BALLARD	15,985	FAYETTE	7,337	LAWRENCE	19,191	OWEN	10,051
BARREN	14,782	FLEMING	13,257	LEE	33,171	OWSLEY	44,396
BATH	16,979	FLOYD	32,595	LESLIE	27,520	PENDLETON	11,037
BELL	28,887	FRANKLIN	12,331	LETCHER	27,109	PERRY	36,075
BOONE	8,638	FULTON	18,656	LEWIS	15,757	PIKE	16,503
BOURBON	13,402	GALLATIN	12,138	LINCOLN	16,597	POWELL	28,995
BOYD	8,015	GARRARD	12,466	LIVINGSTON	24,266	PULASKI	15,988
BOYLE	13,487	GRANT	11,591	LOGAN	15,557	ROBERTSON	14,432
BRACKEN	16,767	GRAVES	17,468	LYON	18,121	ROCKCASTLE	19,412
BREATHITT	26,771	GRAYSON	20,316	MADISON	13,714	ROWAN	11,200
BRECKINRIDGE	14,447	GREEN	16,439	MAGOFFIN	28,060	RUSSELL	5,384
BULLITT	13,386	GREENUP	17,023	MARION	15,850	SCOTT	10,482
BUTLER	15,301	HANCOCK	12,476	MARSHALL	18,749	SHELBY	12,336
CALDWELL	19,192	HARDIN	12,939	MARTIN	21,136	SIMPSON	13,427
CALLOWAY	13,493	HARLAN	27,364	MASON	8,820	SPENCER	14,473
CAMPBELL	9,210	HARRISON	14,660	MCCRACKEN	17,899	TAYLOR	18,055
CARLISLE	18,655	HART	14,956	MCCREARY	19,757	TODD	13,221
CARROLL	18,220	HENDERSON	17,239	MCLEAN	18,994	TRIGG	14,459
CARTER	12,428	HENRY	15,274	MEADE	10,178	TRIMBLE	13,367
CASEY	15,853	HICKMAN	12,655	MENIFEE	21,529	UNION	17,546
CHRISTIAN	9,557	HOPKINS	18,835	MERCER	14,345	WARREN	11,217
CLARK	15,767	JACKSON	19,928	METCALFE	19,243	WASHINGTON	14,437
CLAY	37,444	JEFFERSON	11,315	MONROE	15,792	WAYNE	21,955
CLINTON	22,836	JESSAMINE	12,350	MONTGOMERY	18,057	WEBSTER	21,935
CRITTENDEN	20,401	JOHNSON	23,053	MORGAN	18,459	WHITLEY	30,788
CUMBERLAND	18,884	KENTON	7,614	MUHLENBERG	24,208	WOLFE	27,411
DAVISS	8,541	KNOTT	31,681	NELSON	15,860	WOODFORD	10,885

Opioid Usage Q1 2022

Actual Number of All Opioid Doses for Quarter 1, 2022							
COUNTY	# DOSES	COUNTY	# DOSES	COUNTY	# DOSES	COUNTY	# DOSES
ADAIR	303,948	EDMONSON	165,253	KNOX	670,111	NICHOLAS	121,621
ALLEN	339,195	ELLIOTT	68,988	LARUE	248,022	OHIO	444,557
ANDERSON	321,594	ESTILL	392,609	LAUREL	1,042,724	OLDHAM	484,084
BALLARD	128,744	FAYETTE	2,336,363	LAWRENCE	304,430	OWEN	106,958
BARREN	650,287	FLEMING	192,314	LEE	218,267	OWSLEY	199,382
BATH	209,303	FLOYD	1,209,586	LESLIE	290,007	PENDLETON	160,698
BELL	783,322	FRANKLIN	623,432	LETCHER	617,344	PERRY	986,397
BOONE	1,110,356	FULTON	115,278	LEWIS	211,799	PIKE	999,332
BOURBON	268,446	GALLATIN	104,493	LINCOLN	404,506	POWELL	356,875
BOYD	385,766	GARRARD	215,564	LIVINGSTON	224,922	PULASKI	1,022,512
BOYLE	404,839	GRANT	288,883	LOGAN	413,712	ROBERTSON	31,102
BRACKEN	140,843	GRAVES	649,487	LYON	146,215	ROCKCASTLE	327,099
BREATHITT	355,632	GRAYSON	531,957	MADISON	1,228,039	ROWAN	273,848
BRECKINRIDGE	288,375	GREEN	181,812	MAGOFFIN	355,909	RUSSELL	95,419
BULLITT	1,059,512	GREENUP	610,992	MARION	304,408	SCOTT	565,751
BUTLER	196,543	HANCOCK	109,912	MARSHALL	588,075	SHELBY	572,512
CALDWELL	241,201	HARDIN	1,388,604	MARTIN	253,669	SIMPSON	242,794
CALLOWAY	518,642	HARLAN	743,420	MASON	151,616	SPENCER	264,481
CAMPBELL	849,261	HARRISON	273,354	MCCRACKEN	1,166,341	TAYLOR	458,546
CARLISLE	90,570	HART	278,578	MCCREARY	345,964	TODD	162,555
CARROLL	194,568	HENDERSON	797,356	MCLEAN	179,971	TRIGG	206,247
CARTER	336,124	HENRY	241,603	MEADE	286,280	TRIMBLE	115,226
CASEY	250,709	HICKMAN	58,554	MENIFEE	137,961	UNION	261,087
CHRISTIAN	691,453	HOPKINS	864,612	MERCER	308,094	WARREN	1,408,069
CLARK	564,747	JACKSON	266,393	METCALFE	192,772	WASHINGTON	175,967
CLAY	777,558	JEFFERSON	8,660,029	MONROE	167,210	WAYNE	449,045
CLINTON	232,406	JESSAMINE	646,626	MONTGOMERY	501,471	WEBSTER	292,089
CRITTENDEN	187,448	JOHNSON	529,702	MORGAN	245,464	WHITLEY	1,111,320
CUMBERLAND	127,242	KENTON	1,255,955	MUHLENBERG	751,114	WOLFE	196,232
DAVISS	851,303	KNOTT	492,446	NELSON	722,563	WOODFORD	284,370
						TOTAL	62,209,247

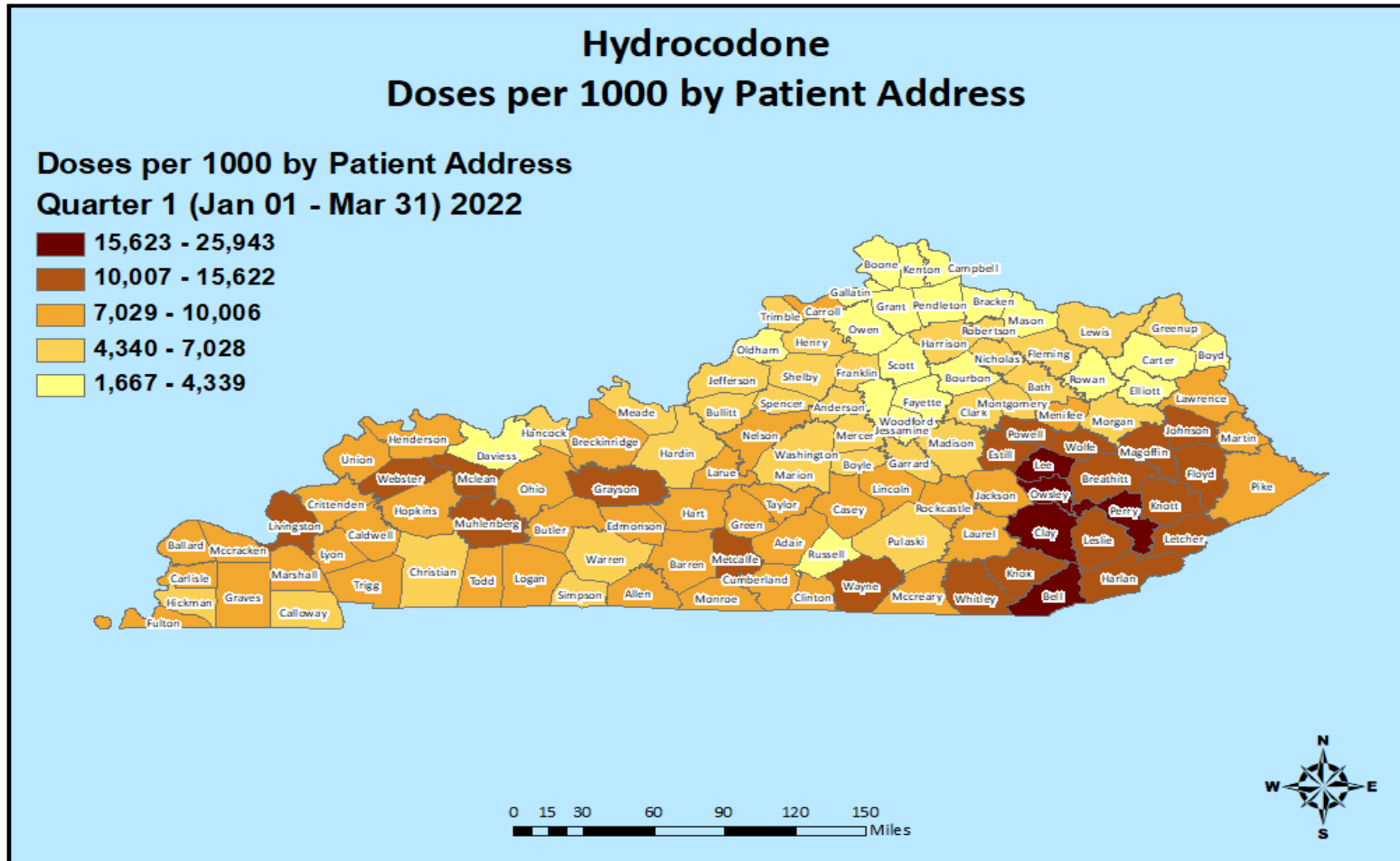
Hydrocodone Prescribing Q1 2022



Hydrocodone Prescribing Q1 2022

3 Digit Zip	Doses By Prescriber Zip-Actual Number of all Hydrocodone Doses for Quarter 1, 2022
400	600,474
401	202,769
402	5,874,993
403	896,283
404	909,425
405	2,659,972
406	332,304
407	1,268,788
408	226,405
409	821,976
410	1,137,691
411	439,878
412	313,029
413	437,118
414	137,534
415	62,275
416	432,858
417	1,172,429
418	87,213
420	2,046,291
421	2,073,329
422	394,639
423	449,550
424	942,803
425	298,751
426	370,909
427	1,262,804
Totals	25,852,490

Hydrocodone Usage Q1 2022



Per 1000 Hydrocodone Usage Q1 2022

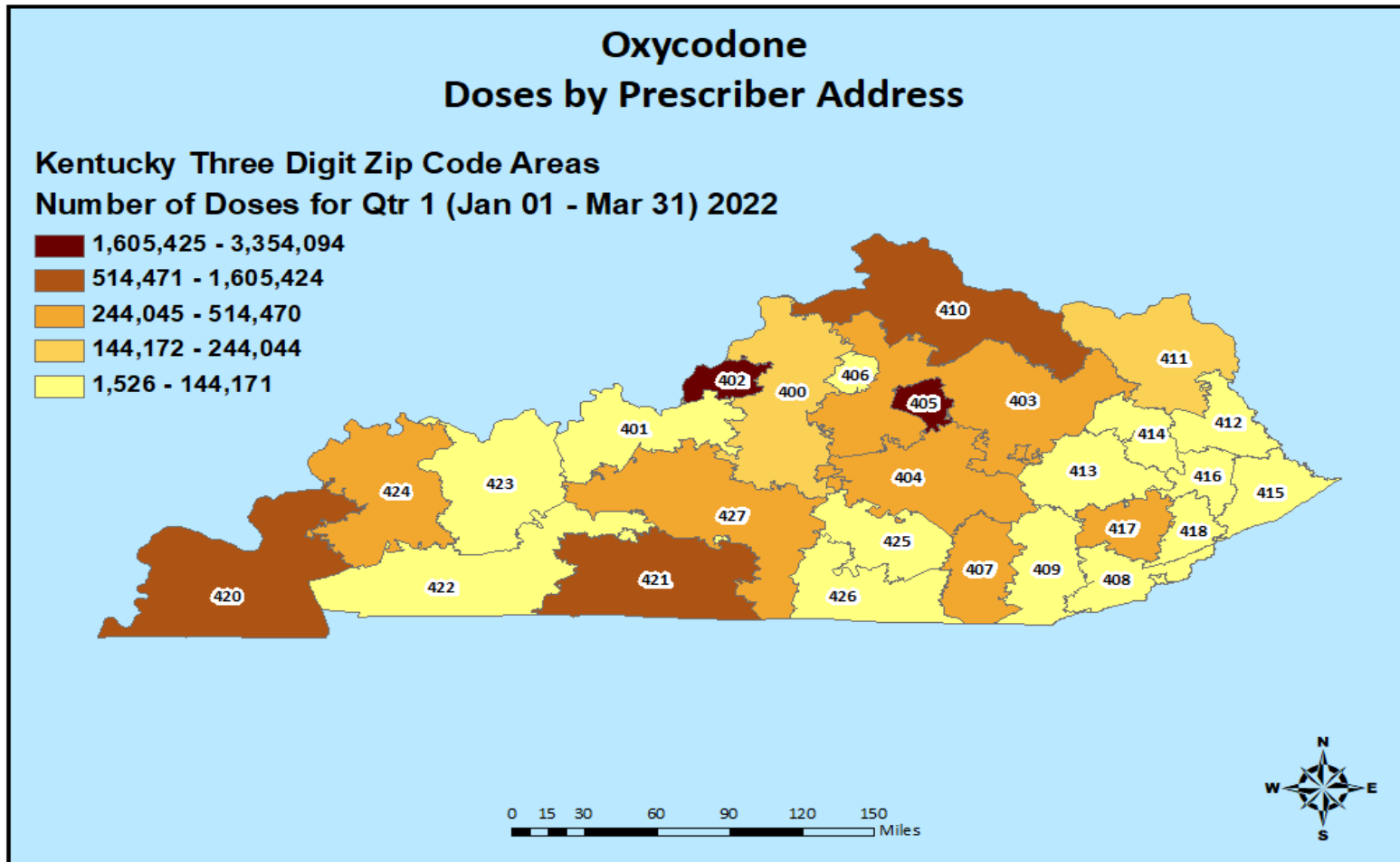
Actual Number of Hydrocodone Doses per 1,000 Residents for Quarter 1, 2022							
COUNTY	PER 1000	COUNTY	PER 1000	COUNTY	PER 1000	COUNTY	PER 1000
ADAIR	8,077	EDMONSON	7,160	KNOX	10,466	NICHOLAS	5,600
ALLEN	9,247	ELLIOTT	2,802	LARUE	8,840	OHIO	9,602
ANDERSON	6,744	ESTILL	11,469	LAUREL	7,539	OLDHAM	3,201
BALLARD	8,300	FAYETTE	2,375	LAWRENCE	7,586	OWEN	3,198
BARREN	7,407	FLEMING	4,749	LEE	18,888	OWSLEY	25,943
BATH	5,357	FLOYD	15,622	LESLIE	13,851	PENDLETON	3,006
BELL	17,086	FRANKLIN	4,834	LETCHER	12,636	PERRY	17,422
BOONE	2,230	FULTON	10,006	LEWIS	6,307	PIKE	8,486
BOURBON	4,283	GALLATIN	3,549	LINCOLN	7,352	POWELL	12,627
BOYD	2,289	GARRARD	5,080	LIVINGSTON	11,294	PULASKI	6,611
BOYLE	6,114	GRANT	2,967	LOGAN	8,446	ROBERTSON	4,723
BRACKEN	4,339	GRAVES	8,257	LYON	8,526	ROCKCASTLE	8,889
BREATHITT	12,719	GRAYSON	10,929	MADISON	4,869	ROWAN	3,417
BRECKINRIDGE	7,489	GREEN	7,726	MAGOFFIN	12,946	RUSSELL	2,671
BULLITT	6,361	GREENUP	5,381	MARION	7,028	SCOTT	3,549
BUTLER	8,678	HANCOCK	6,001	MARSHALL	8,607	SHELBY	5,371
CALDWELL	8,523	HARDIN	5,876	MARTIN	7,772	SIMPSON	6,123
CALLOWAY	6,942	HARLAN	11,390	MASON	2,666	SPENCER	6,706
CAMPBELL	2,317	HARRISON	5,181	MCCRACKEN	8,613	TAYLOR	8,197
CARLISLE	8,874	HART	7,254	MCCREARY	8,698	TODD	7,939
CARROLL	7,612	HENDERSON	8,604	MCLEAN	10,663	TRIGG	7,224
CARTER	3,579	HENRY	6,854	MEADE	4,903	TRIMBLE	5,915
CASEY	7,275	HICKMAN	6,748	MENIFEE	8,116	UNION	9,750
CHRISTIAN	4,735	HOPKINS	9,275	MERCER	6,076	WARREN	5,737
CLARK	5,390	JACKSON	8,963	METCALFE	11,238	WASHINGTON	5,030
CLAY	21,509	JEFFERSON	5,633	MONROE	8,803	WAYNE	10,848
CLINTON	9,295	JESSAMINE	3,731	MONTGOMERY	6,157	WEBSTER	11,315
CRITTENDEN	9,931	JOHNSON	10,456	MORGAN	6,887	WHITLEY	13,237
CUMBERLAND	9,216	KENTON	1,667	MUHLENBERG	12,712	WOLFE	13,869
DAVISS	4,263	KNOTT	14,519	NELSON	7,151	WOODFORD	3,815

Hydrocodone Usage

Q1 2022

Actual Number of Hydrocodone Doses for Quarter 1, 2022							
COUNTY	# DOSES	COUNTY	# DOSES	COUNTY	# DOSES	COUNTY	# DOSES
ADAIR	155,724	EDMONSON	86,738	KNOX	331,635	NICHOLAS	39,669
ALLEN	190,767	ELLIOTT	21,262	LARUE	124,604	OHIO	234,078
ANDERSON	149,432	ESTILL	164,087	LAUREL	454,224	OLDHAM	209,855
BALLARD	66,848	FAYETTE	756,433	LAWRENCE	120,340	OWEN	34,030
BARREN	325,859	FLEMING	68,889	LEE	124,286	OWSLEY	116,510
BATH	66,030	FLOYD	579,725	LESLIE	145,962	PENDLETON	43,761
BELL	463,313	FRANKLIN	244,390	LETCHER	287,770	PERRY	476,357
BOONE	286,630	FULTON	61,825	LEWIS	84,778	PIKE	513,883
BOURBON	85,788	GALLATIN	30,554	LINCOLN	179,193	POWELL	155,412
BOYD	110,170	GARRARD	87,850	LIVINGSTON	104,687	PULASKI	422,800
BOYLE	183,516	GRANT	73,943	LOGAN	224,614	ROBERTSON	10,177
BRACKEN	36,444	GRAVES	307,003	LYON	68,799	ROCKCASTLE	149,773
BREATHITT	168,953	GRAYSON	286,154	MADISON	436,015	ROWAN	83,551
BRECKINRIDGE	149,495	GREEN	85,450	MAGOFFIN	164,209	RUSSELL	47,333
BULLITT	503,498	GREENUP	193,148	MARION	134,970	SCOTT	191,522
BUTLER	111,463	HANCOCK	52,868	MARSHALL	269,972	SHELBY	249,237
CALDWELL	107,120	HARDIN	630,587	MARTIN	93,279	SIMPSON	110,715
CALLOWAY	266,816	HARLAN	309,433	MASON	45,831	SPENCER	122,541
CAMPBELL	213,647	HARRISON	96,601	MCCRACKEN	561,232	TAYLOR	208,189
CARLISLE	43,083	HART	135,118	MCCREARY	152,319	TODD	97,604
CARROLL	81,284	HENDERSON	397,954	MCLEAN	101,034	TRIGG	103,042
CARTER	96,799	HENRY	108,412	MEADE	137,893	TRIMBLE	50,989
CASEY	115,056	HICKMAN	31,223	MENIFEE	52,010	UNION	145,082
CHRISTIAN	342,561	HOPKINS	425,741	MERCER	130,498	WARREN	720,157
CLARK	193,055	JACKSON	119,821	METCALFE	112,587	WASHINGTON	61,306
CLAY	446,652	JEFFERSON	4,310,990	MONROE	93,211	WAYNE	221,877
CLINTON	94,600	JESSAMINE	195,322	MONTGOMERY	170,989	WEBSTER	150,665
CRITTENDEN	91,248	JOHNSON	240,253	MORGAN	91,585	WHITLEY	477,803
CUMBERLAND	62,097	KENTON	274,963	MUHLENBERG	394,434	WOLFE	99,291
DAVIESS	424,942	KNOTT	225,684	NELSON	325,801	WOODFORD	99,665
						TOTAL	27,600,946

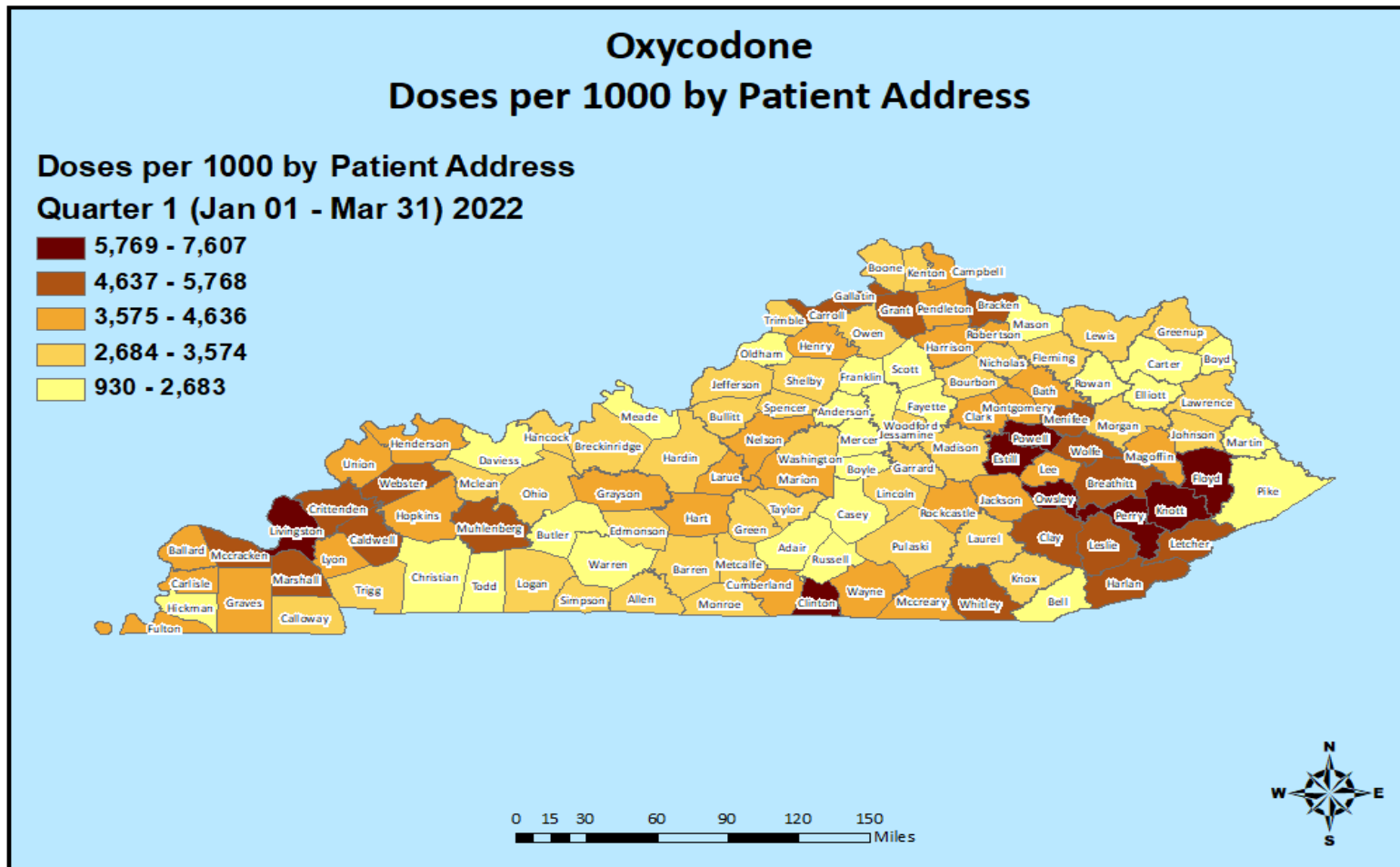
Oxycodone Prescribing Q1 2022



Oxycodone Prescribing Q1 2022

3 Digit Zip	Doses By Prescriber Zip-Actual Number of Oxycodone Doses for Quarter 1, 2022
400	244,044
401	55,220
402	3,354,094
403	399,045
404	374,735
405	2,576,818
406	133,114
407	467,830
408	56,636
409	61,371
410	1,605,424
411	215,568
412	63,158
413	144,171
414	15,180
415	1,526
416	108,576
417	401,361
418	51,615
420	1,085,284
421	843,071
422	59,816
423	104,567
424	338,673
425	80,852
426	100,231
427	514,470
Totals	13,456,450

Oxycodone Usage Q1 2022



Per 1000 Oxycodone Usage Q1 2022

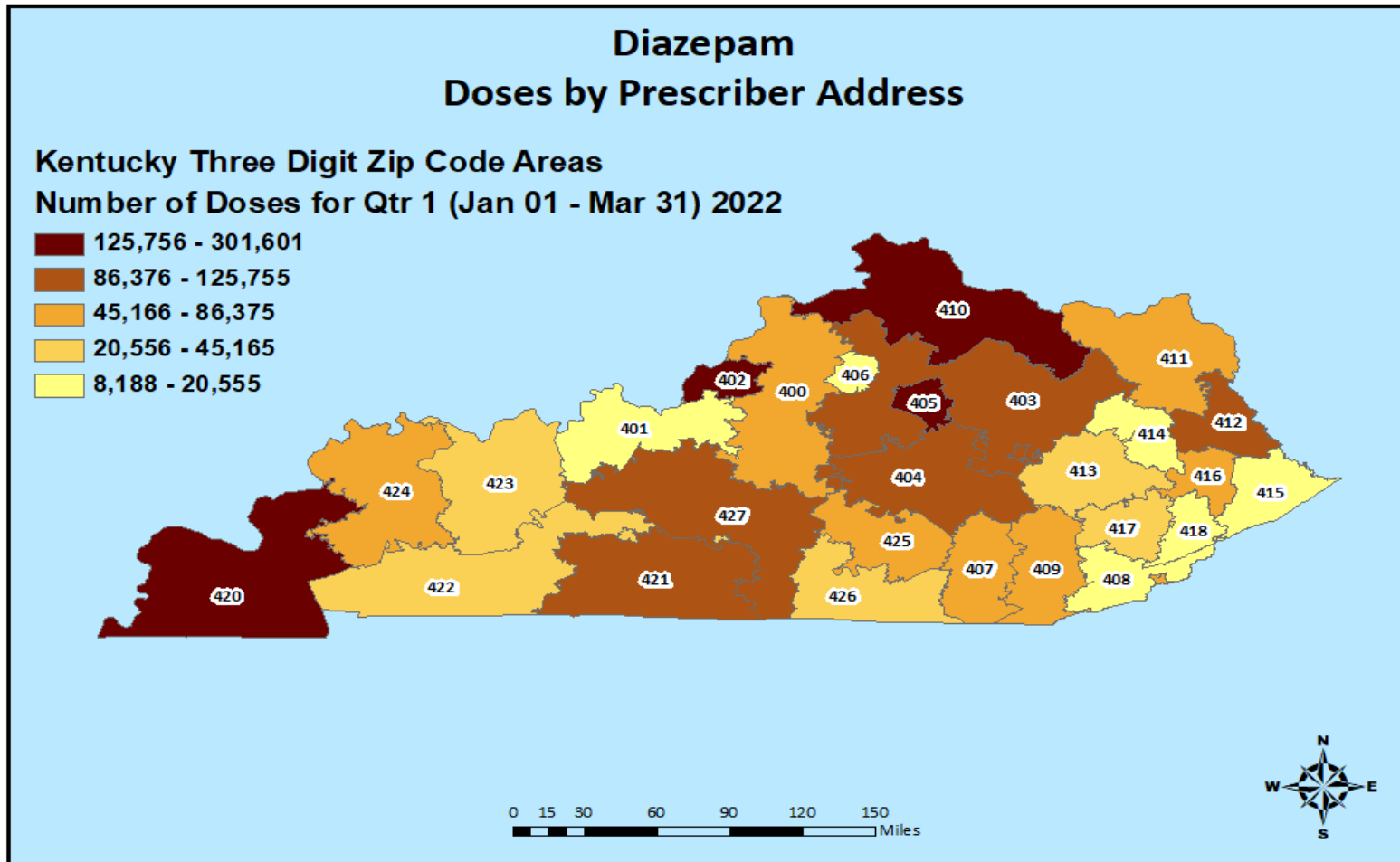
Actual Number of Oxycodone Doses per 1,000 Residents for Quarter 1, 2022							
COUNTY	PER 1000	COUNTY	PER 1000	COUNTY	PER 1000	COUNTY	PER 1000
ADAIR	2,458	EDMONSON	3,044	KNOX	3,125	NICHOLAS	3,485
ALLEN	3,073	ELLIOTT	2,256	LARUE	4,482	OHIO	3,368
ANDERSON	2,473	ESTILL	6,983	LAUREL	2,964	OLDHAM	1,704
BALLARD	4,362	FAYETTE	1,749	LAWRENCE	3,093	OWEN	3,085
BARREN	3,023	FLEMING	3,223	LEE	4,283	OWSLEY	6,766
BATH	4,411	FLOYD	6,859	LESLIE	5,543	PENDLETON	4,335
BELL	2,603	FRANKLIN	2,568	LETCHER	5,352	PERRY	7,607
BOONE	3,420	FULTON	4,213	LEWIS	3,403	PIKE	2,314
BOURBON	2,960	GALLATIN	4,997	LINCOLN	3,299	POWELL	7,273
BOYD	1,511	GARRARD	2,958	LIVINGSTON	6,569	PULASKI	3,020
BOYLE	2,397	GRANT	5,285	LOGAN	3,179	ROBERTSON	3,793
BRACKEN	5,653	GRAVES	4,442	LYON	4,236	ROCKCASTLE	4,119
BREATHITT	4,893	GRAYSON	3,930	MADISON	3,556	ROWAN	2,047
BRECKINRIDGE	3,036	GREEN	3,574	MAGOFFIN	3,943	RUSSELL	930
BULLITT	3,510	GREENUP	3,401	MARION	3,877	SCOTT	2,188
BUTLER	2,682	HANCOCK	2,973	MARSHALL	5,224	SHELBY	3,037
CALDWELL	5,009	HARDIN	3,470	MARTIN	2,245	SIMPSON	3,378
CALLOWAY	2,858	HARLAN	4,866	MASON	1,854	SPENCER	3,518
CAMPBELL	4,091	HARRISON	3,709	MCCRACKEN	4,881	TAYLOR	3,275
CARLISLE	4,065	HART	3,771	MCCREARY	4,053	TODD	2,308
CARROLL	5,034	HENDERSON	4,289	MCLEAN	3,553	TRIGG	2,944
CARTER	2,683	HENRY	3,905	MEADE	2,574	TRIMBLE	3,344
CASEY	2,236	HICKMAN	2,367	MENIFEE	5,493	UNION	4,007
CHRISTIAN	2,041	HOPKINS	4,410	MERCER	2,605	WARREN	2,533
CLARK	4,303	JACKSON	4,636	METCALFE	3,095	WASHINGTON	3,168
CLAY	5,301	JEFFERSON	2,923	MONROE	2,942	WAYNE	3,889
CLINTON	6,550	JESSAMINE	3,057	MONTGOMERY	4,533	WEBSTER	5,340
CRITTENDEN	4,720	JOHNSON	3,187	MORGAN	3,391	WHITLEY	5,643
CUMBERLAND	4,522	KENTON	3,148	MUHLENBERG	5,117	WOLFE	5,768
DAVIESS	1,864	KNOTT	7,559	NELSON	4,083	WOODFORD	2,603

Oxycodone Usage

Q1 2022

Actual Number of Oxycodone Doses for Quarter 1, 2022							
COUNTY	# DOSES	COUNTY	# DOSES	COUNTY	# DOSES	COUNTY	# DOSES
ADAIR	47,396	EDMONSON	36,874	KNOX	99,028	NICHOLAS	24,687
ALLEN	63,399	ELLIOTT	17,118	LARUE	63,182	OHIO	82,108
ANDERSON	54,786	ESTILL	99,908	LAUREL	178,566	OLDHAM	111,712
BALLARD	35,132	FAYETTE	556,818	LAWRENCE	49,063	OWEN	32,833
BARREN	133,008	FLEMING	46,754	LEE	28,184	OWSLEY	30,388
BATH	54,370	FLOYD	254,552	LESLIE	58,409	PENDLETON	63,120
BELL	70,582	FRANKLIN	129,862	LETCHER	121,879	PERRY	207,992
BOONE	439,573	FULTON	26,030	LEWIS	45,742	PIKE	140,130
BOURBON	59,286	GALLATIN	43,017	LINCOLN	80,402	POWELL	89,517
BOYD	72,751	GARRARD	51,157	LIVINGSTON	60,888	PULASKI	193,148
BOYLE	71,952	GRANT	131,712	LOGAN	84,543	ROBERTSON	8,174
BRACKEN	47,487	GRAVES	165,155	LYON	34,178	ROCKCASTLE	69,401
BREATHITT	64,999	GRAYSON	102,897	MADISON	318,431	ROWAN	50,045
BRECKINRIDGE	60,594	GREEN	39,525	MAGOFFIN	50,010	RUSSELL	16,481
BULLITT	277,811	GREENUP	122,076	MARION	74,459	SCOTT	118,113
BUTLER	34,449	HANCOCK	26,194	MARSHALL	163,858	SHELBY	140,923
CALDWELL	62,950	HARDIN	372,377	MARTIN	26,947	SIMPSON	61,077
CALLOWAY	109,859	HARLAN	132,209	MASON	31,865	SPENCER	64,295
CAMPBELL	377,277	HARRISON	69,152	MCCRACKEN	318,061	TAYLOR	83,171
CARLISLE	19,738	HART	70,234	MCCREARY	70,973	TODD	28,376
CARROLL	53,756	HENDERSON	198,381	MCLEAN	33,667	TRIGG	41,994
CARTER	72,573	HENRY	61,768	MEADE	72,395	TRIMBLE	28,828
CASEY	35,359	HICKMAN	10,952	MENIFEE	35,201	UNION	59,620
CHRISTIAN	147,645	HOPKINS	202,436	MERCER	55,950	WARREN	318,035
CLARK	154,125	JACKSON	61,971	METCALFE	31,002	WASHINGTON	38,611
CLAY	110,081	JEFFERSON	2,237,004	MONROE	31,153	WAYNE	79,551
CLINTON	66,660	JESSAMINE	160,038	MONTGOMERY	125,875	WEBSTER	71,114
CRITTENDEN	43,365	JOHNSON	73,241	MORGAN	45,090	WHITLEY	203,679
CUMBERLAND	30,466	KENTON	519,231	MUHLENBERG	158,761	WOLFE	41,295
DAVIESS	185,749	KNOTT	117,504	NELSON	186,001	WOODFORD	68,004
						TOTAL	14,493,510

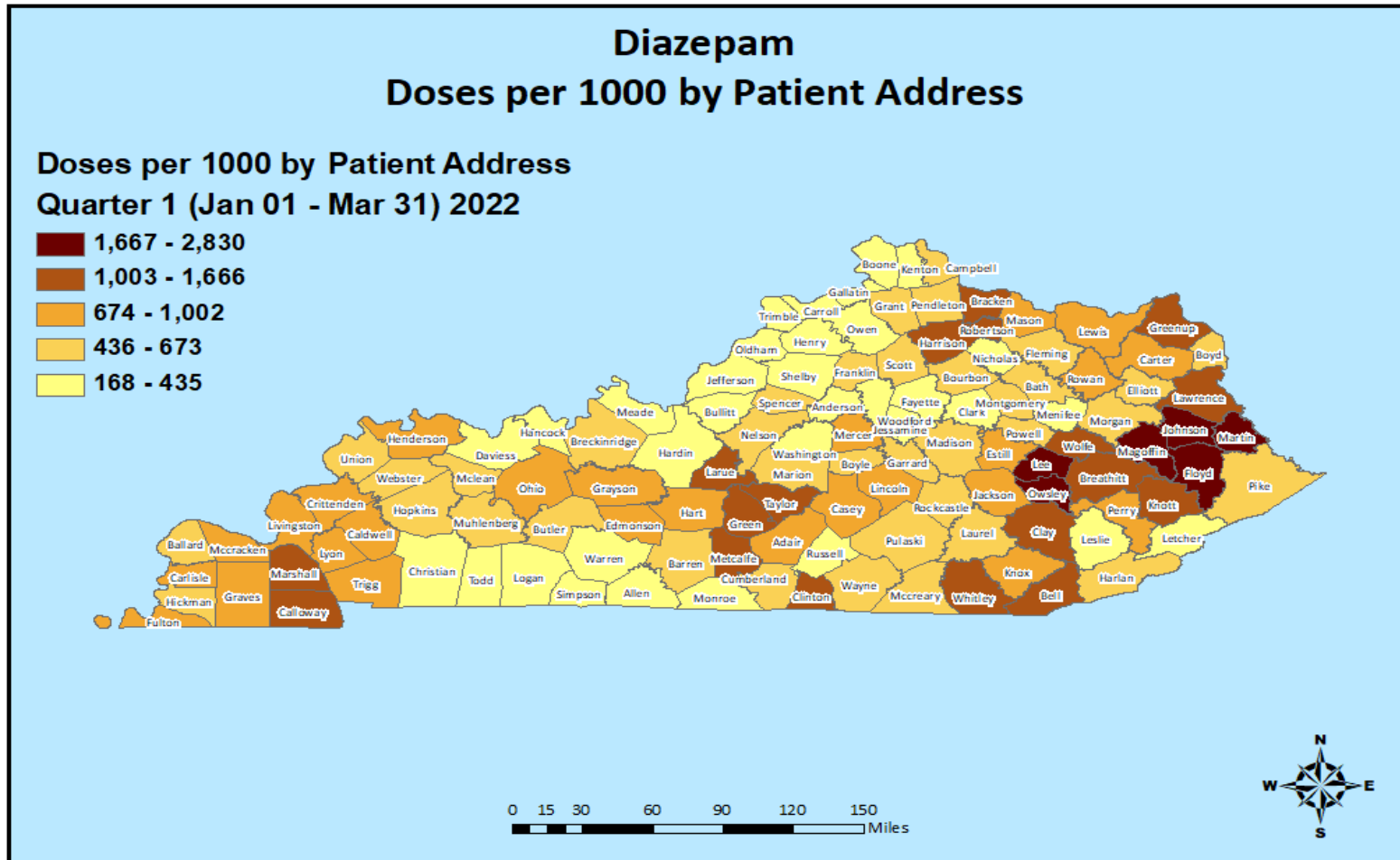
Diazepam Prescribing Q1 2022



Diazepam Prescribing Q1 2022

3 Digit Zip	Doses By Prescriber Zip-Actual Number of Diazepam Doses for Quarter 1, 2022
400	62,085
401	14,418
402	301,601
403	125,755
404	108,214
405	229,408
406	14,067
407	72,362
408	9,496
409	67,439
410	206,571
411	83,663
412	102,654
413	40,241
414	20,555
415	8,188
416	86,375
417	39,890
418	9,413
420	198,668
421	119,399
422	45,165
423	39,656
424	74,473
425	65,109
426	31,367
427	125,690
Totals	2,301,922

Diazepam Usage Q1 2022



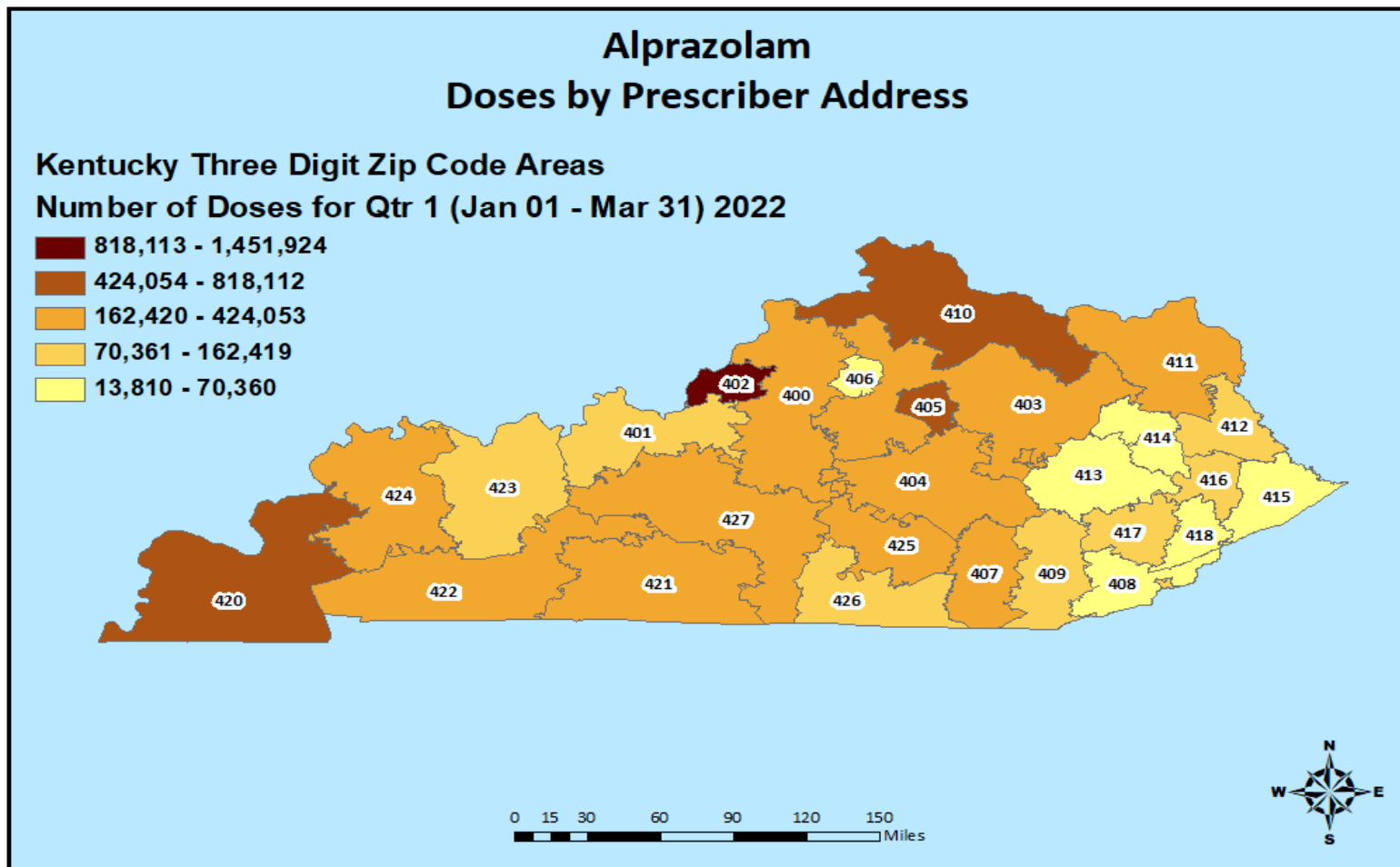
Per 1000 Diazepam Usage Q1 2022

Actual Number of Diazepam Doses per 1,000 Residents for Quarter 1, 2022							
COUNTY	PER 1000	COUNTY	PER 1000	COUNTY	PER 1000	COUNTY	PER 1000
ADAIR	996	EDMONSON	709	KNOX	854	NICHOLAS	373
ALLEN	363	ELLIOTT	586	LARUE	1,666	OHIO	721
ANDERSON	395	ESTILL	840	LAUREL	470	OLDHAM	196
BALLARD	609	FAYETTE	335	LAWRENCE	1,256	OWEN	404
BARREN	653	FLEMING	673	LEE	1,928	OWSLEY	2,830
BATH	622	FLOYD	1,964	LESLIE	248	PENDLETON	597
BELL	1,489	FRANKLIN	457	LETCHER	360	PERRY	876
BOONE	386	FULTON	751	LEWIS	749	PIKE	542
BOURBON	469	GALLATIN	435	LINCOLN	825	POWELL	525
BOYD	507	GARRARD	488	LIVINGSTON	1,002	PULASKI	648
BOYLE	654	GRANT	554	LOGAN	426	ROBERTSON	1,407
BRACKEN	1,375	GRAVES	833	LYON	703	ROCKCASTLE	603
BREATHITT	1,108	GRAYSON	908	MADISON	477	ROWAN	734
BRECKINRIDGE	496	GREEN	1,427	MAGOFFIN	1,870	RUSSELL	366
BULLITT	266	GREENUP	1,050	MARION	583	SCOTT	513
BUTLER	528	HANCOCK	287	MARSHALL	1,138	SHELBY	321
CALDWELL	941	HARDIN	305	MARTIN	2,042	SIMPSON	249
CALLOWAY	1,091	HARLAN	482	MASON	710	SPENCER	485
CAMPBELL	453	HARRISON	1,101	MCCRACKEN	791	TAYLOR	1,127
CARLISLE	931	HART	781	MCCREARY	673	TODD	303
CARROLL	418	HENDERSON	886	MCLEAN	552	TRIGG	761
CARTER	763	HENRY	319	MEADE	169	TRIMBLE	168
CASEY	834	HICKMAN	545	MENIFEE	358	UNION	619
CHRISTIAN	367	HOPKINS	469	MERCER	868	WARREN	372
CLARK	423	JACKSON	756	METCALFE	1,414	WASHINGTON	376
CLAY	1,263	JEFFERSON	311	MONROE	435	WAYNE	640
CLINTON	1,095	JESSAMINE	431	MONTGOMERY	563	WEBSTER	603
CRITTENDEN	946	JOHNSON	2,676	MORGAN	523	WHITLEY	1,044
CUMBERLAND	459	KENTON	356	MUHLENBERG	476	WOLFE	1,162
DAVISS	308	KNOTT	1,091	NELSON	540	WOODFORD	385

Diazepam Usage Q1 2022

Actual Number of Diazepam Doses for Quarter 1, 2022							
COUNTY	# DOSES	COUNTY	# DOSES	COUNTY	# DOSES	COUNTY	# DOSES
ADAIR	19,194	EDMONSON	8,593	KNOX	27,050	NICHOLAS	2,645
ALLEN	7,486	ELLIOTT	4,450	LARUE	23,485	OHIO	17,586
ANDERSON	8,752	ESTILL	12,022	LAUREL	28,290	OLDHAM	12,869
BALLARD	4,906	FAYETTE	106,576	LAWRENCE	19,925	OWEN	4,296
BARREN	28,714	FLEMING	9,757	LEE	12,687	OWSLEY	12,709
BATH	7,673	FLOYD	72,881	LESLIE	2,617	PENDLETON	8,692
BELL	40,365	FRANKLIN	23,127	LETCHER	8,192	PERRY	23,964
BOONE	49,660	FULTON	4,641	LEWIS	10,065	PIKE	32,821
BOURBON	9,390	GALLATIN	3,748	LINCOLN	20,116	POWELL	6,458
BOYD	24,390	GARRARD	8,445	LIVINGSTON	9,290	PULASKI	41,464
BOYLE	19,640	GRANT	13,797	LOGAN	11,329	ROBERTSON	3,032
BRACKEN	11,550	GRAVES	30,984	LYON	5,672	ROCKCASTLE	10,155
BREATHITT	14,716	GRAYSON	23,774	MADISON	42,742	ROWAN	17,950
BRECKINRIDGE	9,904	GREEN	15,786	MAGOFFIN	23,719	RUSSELL	6,478
BULLITT	21,036	GREENUP	37,702	MARION	11,200	SCOTT	27,694
BUTLER	6,780	HANCOCK	2,526	MARSHALL	35,695	SHELBY	14,900
CALDWELL	11,825	HARDIN	32,726	MARTIN	24,505	SIMPSON	4,510
CALLOWAY	41,927	HARLAN	13,092	MASON	12,208	SPENCER	8,857
CAMPBELL	41,802	HARRISON	20,533	MCCRACKEN	51,525	TAYLOR	28,615
CARLISLE	4,518	HART	14,548	MCCREARY	11,790	TODD	3,731
CARROLL	4,466	HENDERSON	40,996	MCLEAN	5,231	TRIGG	10,855
CARTER	20,630	HENRY	5,041	MEADE	4,756	TRIMBLE	1,446
CASEY	13,195	HICKMAN	2,522	MENIFEE	2,291	UNION	9,214
CHRISTIAN	26,550	HOPKINS	21,518	MERCER	18,637	WARREN	46,721
CLARK	15,139	JACKSON	10,107	METCALFE	14,167	WASHINGTON	4,585
CLAY	26,226	JEFFERSON	238,232	MONROE	4,608	WAYNE	13,091
CLINTON	11,139	JESSAMINE	22,575	MONTGOMERY	15,637	WEBSTER	8,026
CRITTENDEN	8,691	JOHNSON	61,487	MORGAN	6,950	WHITLEY	37,672
CUMBERLAND	3,091	KENTON	58,738	MUHLENBERG	14,766	WOLFE	8,318
DAVIESS	30,668	KNOTT	16,960	NELSON	24,598	WOODFORD	10,066
						TOTAL	2,425,070

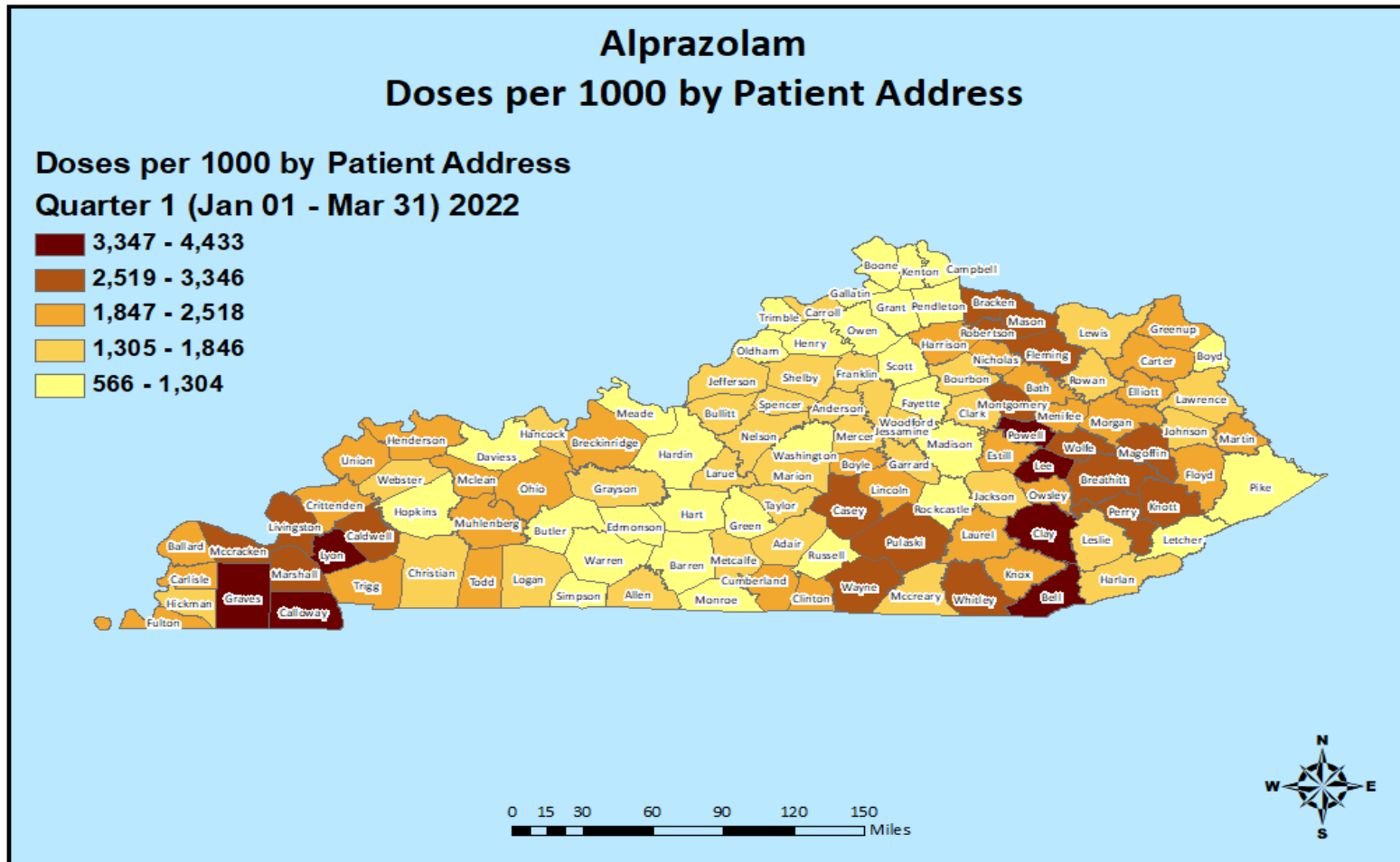
Alprazolam Prescribing Q1 2022



Alprazolam Prescribing Q1 2022

3 Digit Zip	Doses By Prescriber Zip-Actual Number of Alprazolam Doses for Quarter 1, 2022
400	258,658
401	87,520
402	1,451,924
403	424,053
404	261,438
405	818,112
406	56,295
407	234,152
408	35,983
409	162,419
410	556,414
411	186,708
412	80,700
413	70,360
414	32,650
415	13,810
416	96,954
417	138,424
418	18,591
420	701,211
421	263,757
422	192,079
423	125,471
424	191,307
425	261,568
426	81,415
427	233,859
Totals	7,035,832

Alprazolam Usage Q1 2022



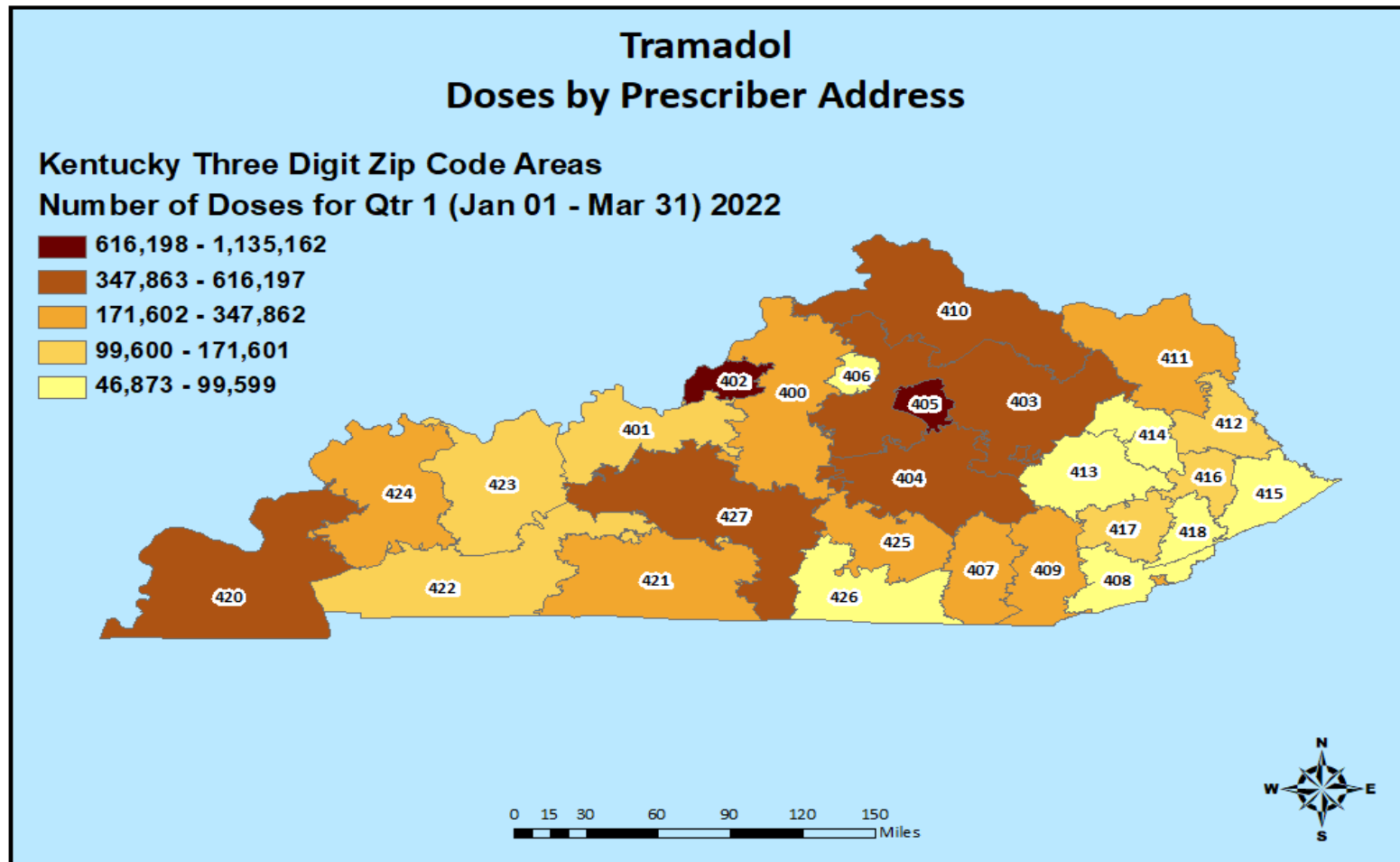
Per 1000 Alprazolam Usage Q1 2022

Actual Number of Alprazolam Doses per 1,000 Residents for Quarter 1, 2022							
COUNTY	PER 1000	COUNTY	PER 1000	COUNTY	PER 1000	COUNTY	PER 1000
ADAIR	1,644	EDMONSON	1,134	KNOX	2,109	NICHOLAS	2,003
ALLEN	1,366	ELLIOTT	1,908	LARUE	1,463	OHIO	2,098
ANDERSON	1,462	ESTILL	2,212	LAUREL	1,892	OLDHAM	1,132
BALLARD	1,909	FAYETTE	1,279	LAWRENCE	1,416	OWEN	1,075
BARREN	1,139	FLEMING	3,108	LEE	4,368	OWSLEY	2,255
BATH	1,888	FLOYD	2,029	LESLIE	1,671	PENDLETON	1,168
BELL	3,883	FRANKLIN	1,661	LETCHER	737	PERRY	3,346
BOONE	984	FULTON	2,368	LEWIS	1,846	PIKE	1,089
BOURBON	1,774	GALLATIN	973	LINCOLN	2,518	POWELL	3,896
BOYD	1,092	GARRARD	1,760	LIVINGSTON	2,752	PULASKI	3,051
BOYLE	1,978	GRANT	674	LOGAN	1,529	ROBERTSON	2,998
BRACKEN	3,101	GRAVES	3,674	LYON	4,433	ROCKCASTLE	1,178
BREATHITT	2,931	GRAYSON	1,631	MADISON	1,232	ROWAN	1,574
BRECKINRIDGE	2,167	GREEN	1,103	MAGOFFIN	2,675	RUSSELL	566
BULLITT	1,765	GREENUP	2,382	MARION	1,410	SCOTT	1,237
BUTLER	1,110	HANCOCK	1,605	MARSHALL	3,163	SHELBY	1,423
CALDWELL	2,692	HARDIN	982	MARTIN	2,500	SIMPSON	1,207
CALLOWAY	3,858	HARLAN	1,672	MASON	2,994	SPENCER	1,498
CAMPBELL	1,213	HARRISON	2,294	MCCRACKEN	2,777	TAYLOR	1,713
CARLISLE	1,921	HART	1,136	MCCREARY	1,737	TODD	2,388
CARROLL	1,600	HENDERSON	2,364	MCLEAN	1,908	TRIGG	1,909
CARTER	2,041	HENRY	1,299	MEADE	1,009	TRIMBLE	1,151
CASEY	2,892	HICKMAN	1,825	MENIFEE	2,000	UNION	1,865
CHRISTIAN	1,469	HOPKINS	1,223	MERCER	1,433	WARREN	947
CLARK	1,760	JACKSON	1,513	METCALFE	1,362	WASHINGTON	1,031
CLAY	3,508	JEFFERSON	1,621	MONROE	1,283	WAYNE	3,193
CLINTON	2,070	JESSAMINE	1,383	MONTGOMERY	3,001	WEBSTER	1,804
CRITTENDEN	2,217	JOHNSON	1,645	MORGAN	2,139	WHITLEY	3,227
CUMBERLAND	1,925	KENTON	903	MUHLENBERG	1,934	WOLFE	3,074
DAVIESS	1,304	KNOTT	2,626	NELSON	1,544	WOODFORD	1,667

Alprazolam Usage Q1 2022

Actual Number of Alprazolam Doses for Quarter 1, 2022							
COUNTY	# DOSES	COUNTY	# DOSES	COUNTY	# DOSES	COUNTY	# DOSES
ADAIR	31,693	EDMONSON	13,735	KNOX	66,821	NICHOLAS	14,189
ALLEN	28,174	ELLIOTT	14,475	LARUE	20,624	OHIO	51,153
ANDERSON	32,387	ESTILL	31,644	LAUREL	113,997	OLDHAM	74,208
BALLARD	15,374	FAYETTE	407,228	LAWRENCE	22,465	OWEN	11,437
BARREN	50,105	FLEMING	45,086	LEE	28,740	OWSLEY	10,129
BATH	23,278	FLOYD	75,286	LESLIE	17,614	PENDLETON	17,002
BELL	105,306	FRANKLIN	83,996	LETCHER	16,776	PERRY	91,482
BOONE	126,499	FULTON	14,632	LEWIS	24,809	PIKE	65,944
BOURBON	35,535	GALLATIN	8,376	LINCOLN	61,376	POWELL	47,952
BOYD	52,568	GARRARD	30,437	LIVINGSTON	25,508	PULASKI	195,101
BOYLE	59,378	GRANT	16,791	LOGAN	40,650	ROBERTSON	6,461
BRACKEN	26,051	GRAVES	136,593	LYON	35,768	ROCKCASTLE	19,853
BREATHITT	38,934	GRAYSON	42,715	MADISON	110,357	ROWAN	38,480
BRECKINRIDGE	43,257	GREEN	12,197	MAGOFFIN	33,929	RUSSELL	10,035
BULLITT	139,670	GREENUP	85,480	MARION	27,078	SCOTT	66,771
BUTLER	14,255	HANCOCK	14,144	MARSHALL	99,221	SHELBY	66,054
CALDWELL	33,828	HARDIN	105,352	MARTIN	29,999	SIMPSON	21,831
CALLOWAY	148,279	HARLAN	45,423	MASON	51,474	SPENCER	27,371
CAMPBELL	111,820	HARRISON	42,773	MCCRACKEN	180,924	TAYLOR	43,506
CARLISLE	9,327	HART	21,167	MCCREARY	30,417	TODD	29,365
CARROLL	17,084	HENDERSON	109,337	MCLEAN	18,083	TRIGG	27,228
CARTER	55,188	HENRY	20,542	MEADE	28,391	TRIMBLE	9,925
CASEY	45,738	HICKMAN	8,442	MENIFEE	12,813	UNION	27,748
CHRISTIAN	106,297	HOPKINS	56,159	MERCER	30,778	WARREN	118,836
CLARK	63,040	JACKSON	20,232	METCALFE	13,644	WASHINGTON	12,567
CLAY	72,852	JEFFERSON	1,240,898	MONROE	13,587	WAYNE	65,299
CLINTON	21,065	JESSAMINE	72,386	MONTGOMERY	83,348	WEBSTER	24,024
CRITTENDEN	20,374	JOHNSON	37,804	MORGAN	28,448	WHITLEY	116,488
CUMBERLAND	12,970	KENTON	148,934	MUHLENBERG	59,997	WOLFE	22,004
DAVIESS	129,928	KNOTT	40,812	NELSON	70,360	WOODFORD	43,542
						TOTAL	7,447,311

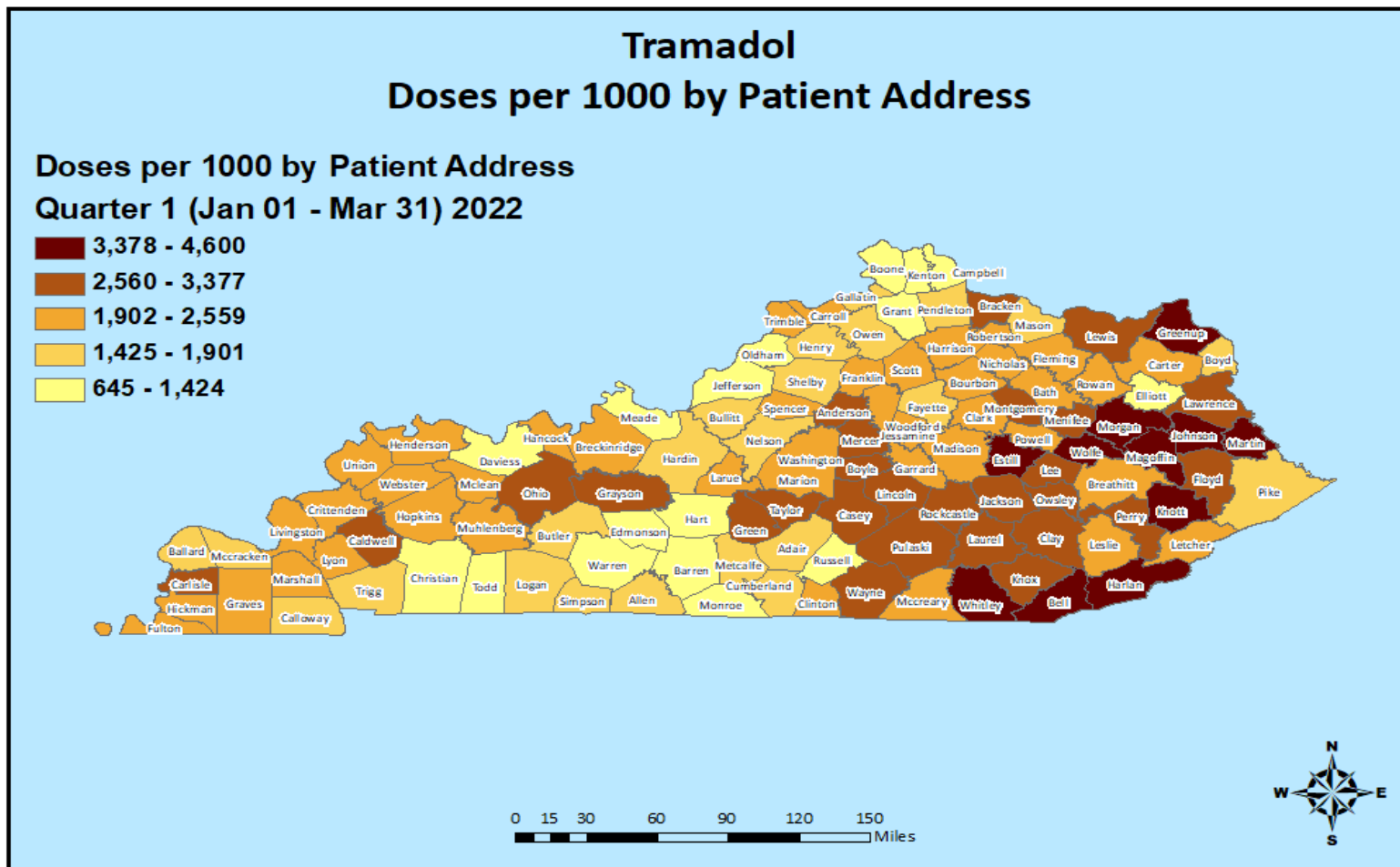
Tramadol Prescribing Q1 2022



Tramadol Prescribing Q1 2022

3 Digit Zip	Doses By Prescriber Zip-Actual Number of Tramadol Doses for Quarter 1, 2022
400	272,604
401	121,248
402	1,070,051
403	505,837
404	428,291
405	1,135,162
406	79,782
407	281,271
408	99,599
409	216,725
410	616,197
411	292,429
412	171,601
413	64,696
414	80,520
415	46,873
416	119,424
417	149,409
418	75,255
420	452,059
421	347,862
422	125,768
423	121,920
424	231,096
425	204,322
426	97,386
427	393,423
Totals	7,800,810

Tramadol Usage Q1 2022



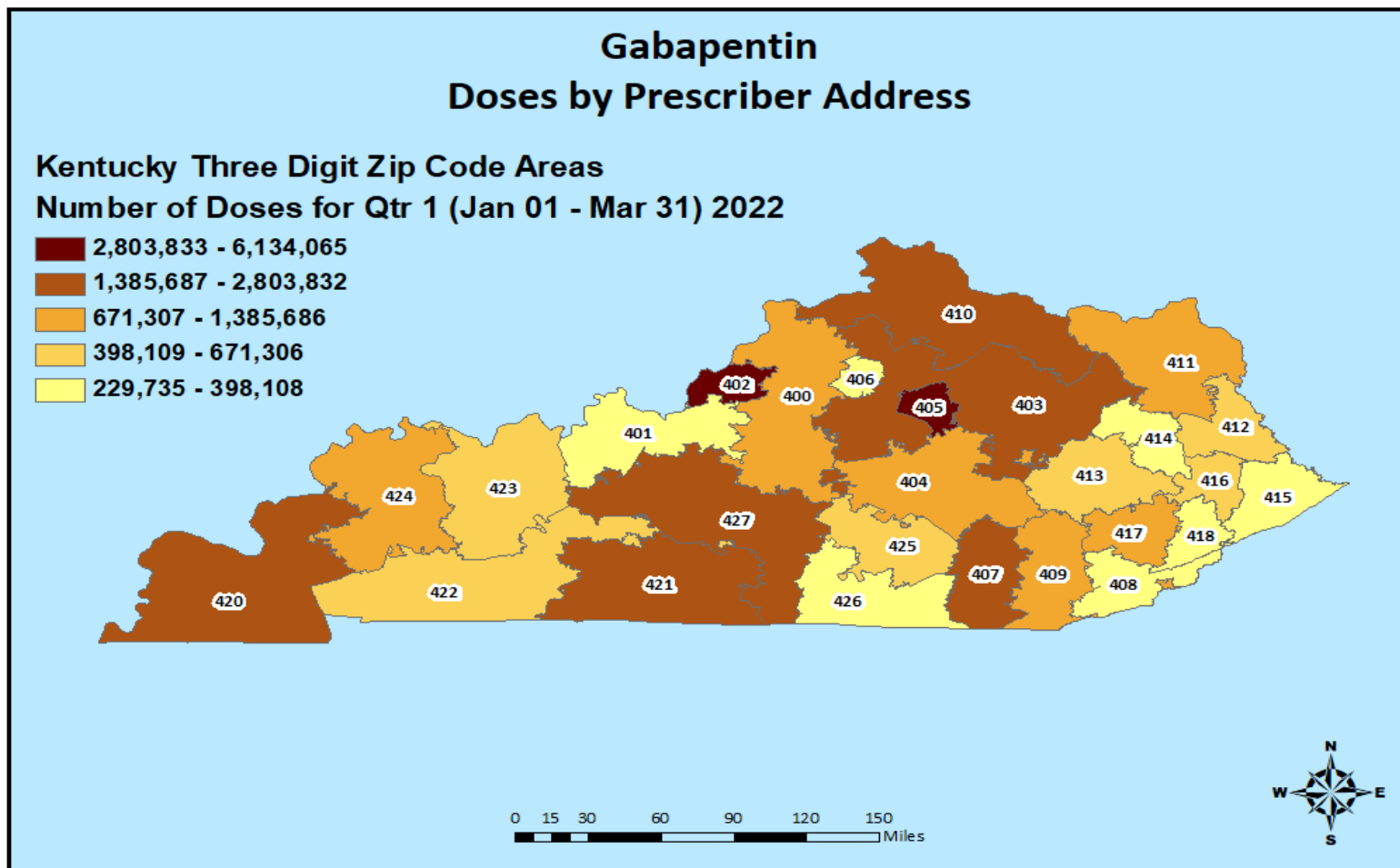
Per 1000 Tramadol Usage Q1 2022

Actual Number of Tramadol Doses per 1,000 Residents for Quarter 1, 2022							
COUNTY	PER 1000	COUNTY	PER 1000	COUNTY	PER 1000	COUNTY	PER 1000
ADAIR	1,607	EDMONSON	1,364	KNOX	2,884	NICHOLAS	2,453
ALLEN	1,726	ELLIOTT	1,048	LARUE	2,096	OHIO	2,917
ANDERSON	2,624	ESTILL	3,459	LAUREL	2,639	OLDHAM	1,171
BALLARD	1,638	FAYETTE	1,494	LAWRENCE	3,223	OWEN	1,801
BARREN	1,424	FLEMING	2,540	LEE	3,219	OWSLEY	3,188
BATH	2,461	FLOYD	3,073	LESLIE	2,552	PENDLETON	1,574
BELL	3,728	FRANKLIN	2,234	LETCHER	2,032	PERRY	3,044
BOONE	1,348	FULTON	1,988	LEWIS	2,606	PIKE	1,872
BOURBON	2,008	GALLATIN	1,575	LINCOLN	3,155	POWELL	2,519
BOYD	1,613	GARRARD	2,172	LIVINGSTON	2,112	PULASKI	3,102
BOYLE	2,844	GRANT	1,246	LOGAN	1,881	ROBERTSON	2,248
BRACKEN	2,920	GRAVES	2,317	LYON	2,133	ROCKCASTLE	2,990
BREATHITT	2,106	GRAYSON	2,954	MADISON	2,327	ROWAN	2,490
BRECKINRIDGE	2,253	GREEN	2,680	MAGOFFIN	3,440	RUSSELL	645
BULLITT	1,499	GREENUP	3,985	MARION	2,051	SCOTT	2,086
BUTLER	1,844	HANCOCK	2,222	MARSHALL	1,998	SHELBY	1,618
CALDWELL	2,698	HARDIN	1,864	MARTIN	4,032	SIMPSON	1,534
CALLOWAY	1,901	HARLAN	4,600	MASON	1,779	SPENCER	1,983
CAMPBELL	1,071	HARRISON	2,464	MCCRACKEN	1,812	TAYLOR	2,957
CARLISLE	2,957	HART	1,408	MCCREARY	2,270	TODD	1,275
CARROLL	2,454	HENDERSON	2,179	MCLEAN	2,100	TRIGG	1,823
CARTER	2,559	HENRY	1,829	MEADE	1,390	TRIMBLE	2,037
CASEY	2,752	HICKMAN	2,289	MENIFEE	3,377	UNION	2,074
CHRISTIAN	991	HOPKINS	2,032	MERCER	2,617	WARREN	1,172
CLARK	2,079	JACKSON	2,583	METCALFE	1,653	WASHINGTON	1,965
CLAY	3,170	JEFFERSON	1,046	MONROE	1,295	WAYNE	2,927
CLINTON	2,366	JESSAMINE	2,193	MONTGOMERY	3,254	WEBSTER	2,281
CRITTENDEN	2,129	JOHNSON	3,770	MORGAN	4,499	WHITLEY	3,599
CUMBERLAND	1,530	KENTON	1,010	MUHLENBERG	2,086	WOLFE	3,499
DAVISS	1,254	KNOTT	3,979	NELSON	1,788	WOODFORD	2,076

Tramadol Usage Q1 2022

Actual Number of Tramadol Doses for Quarter 1, 2022							
COUNTY	# DOSES	COUNTY	# DOSES	COUNTY	# DOSES	COUNTY	# DOSES
ADAIR	30,989	EDMONSON	16,518	KNOX	91,390	NICHOLAS	17,377
ALLEN	35,601	ELLIOTT	7,956	LARUE	29,543	OHIO	71,107
ANDERSON	58,135	ESTILL	49,481	LAUREL	159,020	OLDHAM	76,780
BALLARD	13,195	FAYETTE	475,799	LAWRENCE	51,122	OWEN	19,163
BARREN	62,652	FLEMING	36,850	LEE	21,178	OWSLEY	14,316
BATH	30,334	FLOYD	114,036	LESLIE	26,892	PENDLETON	22,918
BELL	101,084	FRANKLIN	112,939	LETCHER	46,264	PERRY	83,232
BOONE	173,230	FULTON	12,282	LEWIS	35,027	PIKE	113,367
BOURBON	40,223	GALLATIN	13,559	LINCOLN	76,894	POWELL	31,000
BOYD	77,631	GARRARD	37,559	LIVINGSTON	19,578	PULASKI	198,360
BOYLE	85,385	GRANT	31,045	LOGAN	50,014	ROBERTSON	4,844
BRACKEN	24,527	GRAVES	86,162	LYON	17,214	ROCKCASTLE	50,385
BREATHITT	27,975	GRAYSON	77,352	MADISON	208,411	ROWAN	60,877
BRECKINRIDGE	44,967	GREEN	29,638	MAGOFFIN	43,629	RUSSELL	11,425
BULLITT	118,663	GREENUP	143,017	MARION	39,394	SCOTT	112,608
BUTLER	23,691	HANCOCK	19,575	MARSHALL	62,662	SHELBY	75,088
CALDWELL	33,914	HARDIN	200,090	MARTIN	48,393	SIMPSON	27,736
CALLOWAY	73,061	HARLAN	124,980	MASON	30,577	SPENCER	36,240
CAMPBELL	98,772	HARRISON	45,945	MCCRACKEN	118,095	TAYLOR	75,088
CARLISLE	14,354	HART	26,222	MCCREARY	39,753	TODD	15,678
CARROLL	26,202	HENDERSON	100,764	MCLEAN	19,895	TRIGG	26,002
CARTER	69,214	HENRY	28,937	MEADE	39,096	TRIMBLE	17,556
CASEY	43,517	HICKMAN	10,589	MENIFEE	21,639	UNION	30,857
CHRISTIAN	71,713	HOPKINS	93,280	MERCER	56,203	WARREN	147,087
CLARK	74,471	JACKSON	34,532	METCALFE	16,558	WASHINGTON	23,952
CLAY	65,821	JEFFERSON	800,752	MONROE	13,709	WAYNE	59,875
CLINTON	24,081	JESSAMINE	114,808	MONTGOMERY	90,376	WEBSTER	30,374
CRITTENDEN	19,561	JOHNSON	86,624	MORGAN	59,830	WHITLEY	129,914
CUMBERLAND	10,307	KENTON	166,515	MUHLENBERG	64,711	WOLFE	25,049
DAVIESS	124,957	KNOTT	61,845	NELSON	81,477	WOODFORD	54,224
						TOTAL	8,198,901

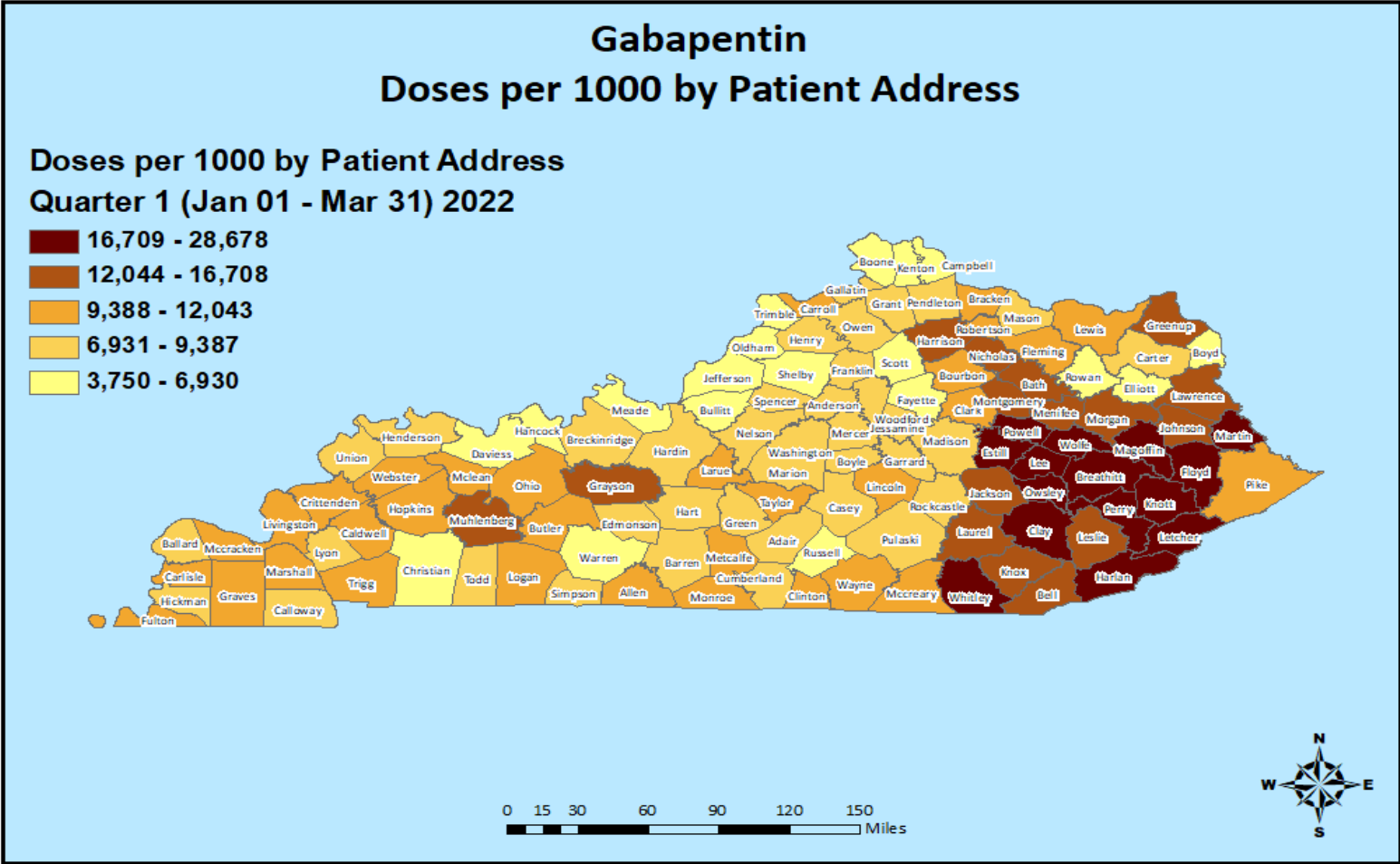
Gabapentin Prescribing Q1 2022



Gabapentin Prescribing Q1 2022

3 Digit Zip	Doses By Prescriber Zip-Actual Number of Gabapentin Doses for Quarter 1, 2022
400	1,005,359
401	398,108
402	6,134,065
403	2,179,187
404	1,385,686
405	4,717,326
406	324,075
407	1,849,847
408	352,386
409	877,554
410	2,803,832
411	1,051,862
412	562,786
413	527,527
414	246,254
415	229,735
416	604,481
417	1,098,655
418	332,606
420	2,190,043
421	2,152,941
422	671,306
423	612,637
424	921,000
425	507,624
426	358,098
427	1,799,372
Totals	35,894,352

Gabapentin Usage Q1 2022



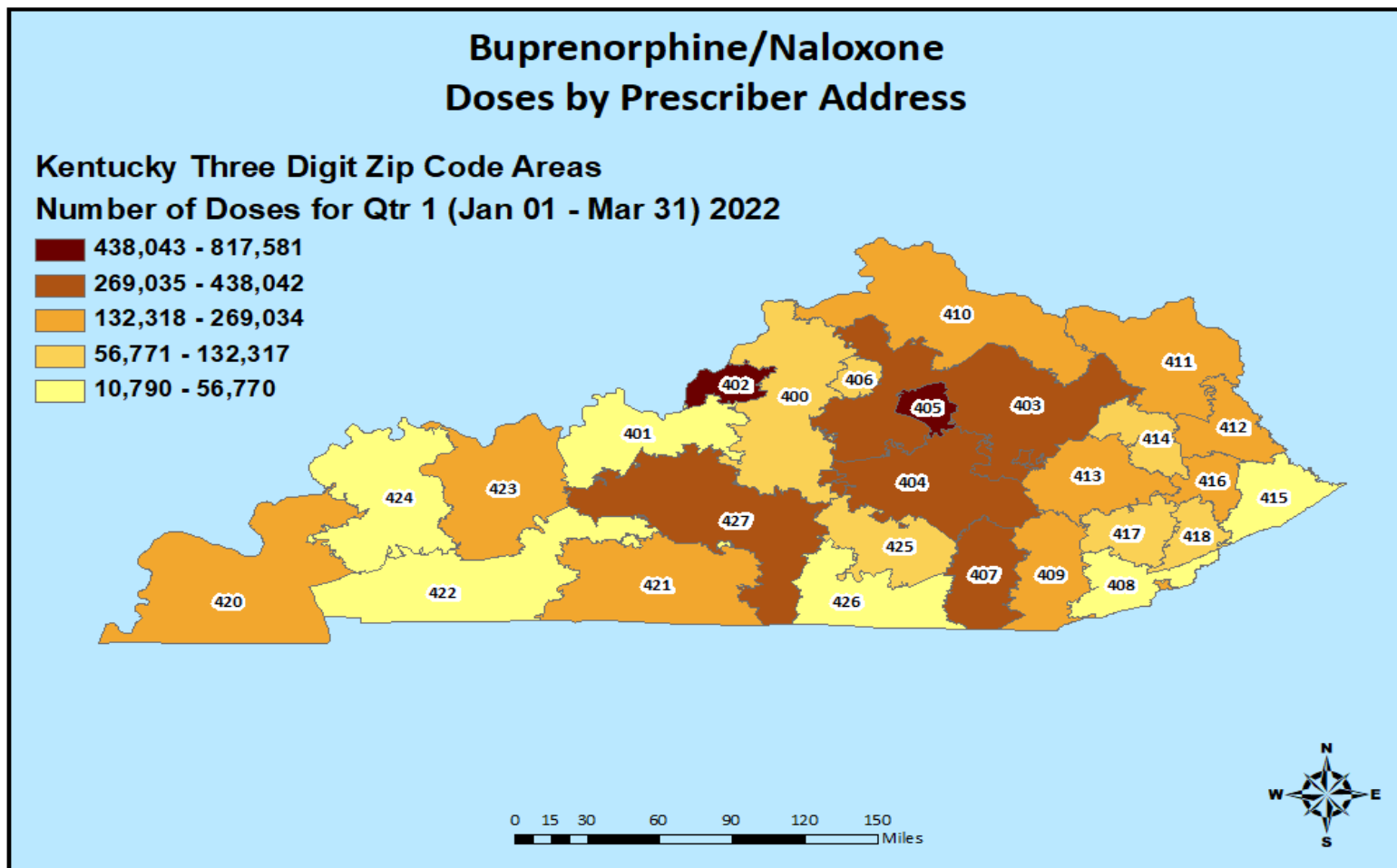
Per 1000 Gabapentin Usage Q1 2022

Actual Number of Gabapentin Doses per 1,000 Residents for Quarter 1, 2022							
COUNTY	PER 1000	COUNTY	PER 1000	COUNTY	PER 1000	COUNTY	PER 1000
ADAIR	8,384	EDMONSON	7,451	KNOX	16,708	NICHOLAS	15,112
ALLEN	9,484	ELLIOTT	5,966	LARUE	9,814	OHIO	10,023
ANDERSON	9,092	ESTILL	18,150	LAUREL	12,226	OLDHAM	4,516
BALLARD	7,659	FAYETTE	5,318	LAWRENCE	12,864	OWEN	7,711
BARREN	9,025	FLEMING	9,559	LEE	20,515	OWSLEY	28,678
BATH	13,582	FLOYD	19,618	LESLIE	12,653	PENDLETON	8,048
BELL	14,799	FRANKLIN	7,627	LETCHER	19,916	PERRY	22,543
BOONE	5,790	FULTON	10,436	LEWIS	11,264	PIKE	10,487
BOURBON	11,168	GALLATIN	7,348	LINCOLN	9,489	POWELL	18,565
BOYD	5,827	GARRARD	7,932	LIVINGSTON	11,338	PULASKI	9,314
BOYLE	7,667	GRANT	7,685	LOGAN	10,215	ROBERTSON	10,887
BRACKEN	9,634	GRAVES	9,993	LYON	8,976	ROCKCASTLE	8,719
BREATHITT	18,052	GRAYSON	14,717	MADISON	9,025	ROWAN	6,504
BRECKINRIDGE	8,229	GREEN	8,596	MAGOFFIN	19,852	RUSSELL	3,750
BULLITT	6,815	GREENUP	13,708	MARION	9,139	SCOTT	6,339
BUTLER	9,950	HANCOCK	6,520	MARSHALL	10,066	SHELBY	6,930
CALDWELL	11,900	HARDIN	7,967	MARTIN	18,621	SIMPSON	8,383
CALLOWAY	7,949	HARLAN	17,650	MASON	7,948	SPENCER	8,748
CAMPBELL	5,854	HARRISON	12,518	MCCRACKEN	9,801	TAYLOR	10,544
CARLISLE	9,588	HART	8,593	MCCREARY	11,200	TODD	8,470
CARROLL	11,078	HENDERSON	8,264	MCLEAN	11,189	TRIGG	9,435
CARTER	8,580	HENRY	9,115	MEADE	5,697	TRIMBLE	6,444
CASEY	8,088	HICKMAN	9,173	MENIFEE	14,245	UNION	8,148
CHRISTIAN	6,103	HOPKINS	9,805	MERCER	9,387	WARREN	6,907
CLARK	11,189	JACKSON	15,856	METCALFE	12,043	WASHINGTON	8,182
CLAY	26,998	JEFFERSON	6,106	MONROE	10,461	WAYNE	9,830
CLINTON	10,728	JESSAMINE	8,221	MONTGOMERY	12,260	WEBSTER	11,041
CRITTENDEN	9,981	JOHNSON	14,288	MORGAN	13,259	WHITLEY	23,000
CUMBERLAND	9,121	KENTON	4,835	MUHLENBERG	13,914	WOLFE	17,416
DAVIESS	4,467	KNOTT	20,192	NELSON	8,905	WOODFORD	7,526

Gabapentin Usage Q1 2022

Actual Number of Gabapentin Doses for Quarter 1, 2022							
COUNTY	# DOSES	COUNTY	# DOSES	COUNTY	# DOSES	COUNTY	# DOSES
ADAIR	161,644	EDMONSON	90,263	KNOX	529,411	NICHOLAS	107,054
ALLEN	195,657	ELLIOTT	45,271	LARUE	138,337	OHIO	244,333
ANDERSON	201,469	ESTILL	259,679	LAUREL	736,626	OLDHAM	296,050
BALLARD	61,682	FAYETTE	1,693,470	LAWRENCE	204,063	OWEN	82,059
BARREN	397,037	FLEMING	138,673	LEE	134,989	OWSLEY	128,793
BATH	167,420	FLOYD	728,025	LESLIE	133,336	PENDLETON	117,176
BELL	401,293	FRANKLIN	385,606	LETCHER	453,546	PERRY	616,405
BOONE	744,206	FULTON	64,482	LEWIS	151,415	PIKE	635,012
BOURBON	223,705	GALLATIN	63,261	LINCOLN	231,272	POWELL	228,497
BOYD	280,483	GARRARD	137,157	LIVINGSTON	105,092	PULASKI	595,713
BOYLE	230,134	GRANT	191,534	LOGAN	271,643	ROBERTSON	23,462
BRACKEN	80,922	GRAVES	371,560	LYON	72,428	ROCKCASTLE	146,909
BREATHITT	239,806	GRAYSON	385,338	MADISON	808,130	ROWAN	159,024
BRECKINRIDGE	164,254	GREEN	95,070	MAGOFFIN	251,802	RUSSELL	66,455
BULLITT	539,438	GREENUP	492,015	MARION	175,514	SCOTT	342,126
BUTLER	127,813	HANCOCK	57,439	MARSHALL	315,725	SHELBY	321,608
CALDWELL	149,559	HARDIN	855,029	MARTIN	223,486	SIMPSON	151,593
CALLOWAY	305,551	HARLAN	479,513	MASON	136,633	SPENCER	159,854
CAMPBELL	539,809	HARRISON	233,407	MCCRACKEN	638,650	TAYLOR	267,793
CARLISLE	46,549	HART	160,058	MCCREARY	196,131	TODD	104,135
CARROLL	118,297	HENDERSON	382,256	MCLEAN	106,017	TRIGG	134,581
CARTER	232,051	HENRY	144,186	MEADE	160,232	TRIMBLE	55,551
CASEY	127,912	HICKMAN	42,444	MENIFEE	91,281	UNION	121,248
CHRISTIAN	441,587	HOPKINS	450,105	MERCER	201,602	WARREN	867,108
CLARK	400,791	JACKSON	211,962	METCALFE	120,649	WASHINGTON	99,736
CLAY	560,641	JEFFERSON	4,673,494	MONROE	110,757	WAYNE	201,044
CLINTON	109,176	JESSAMINE	430,431	MONTGOMERY	340,478	WEBSTER	147,016
CRITTENDEN	91,703	JOHNSON	328,313	MORGAN	176,312	WHITLEY	830,200
CUMBERLAND	61,454	KENTON	797,448	MUHLENBERG	431,717	WOLFE	124,680
DAVIESS	445,274	KNOTT	313,862	NELSON	405,694	WOODFORD	196,619
						TOTAL	38,173,470

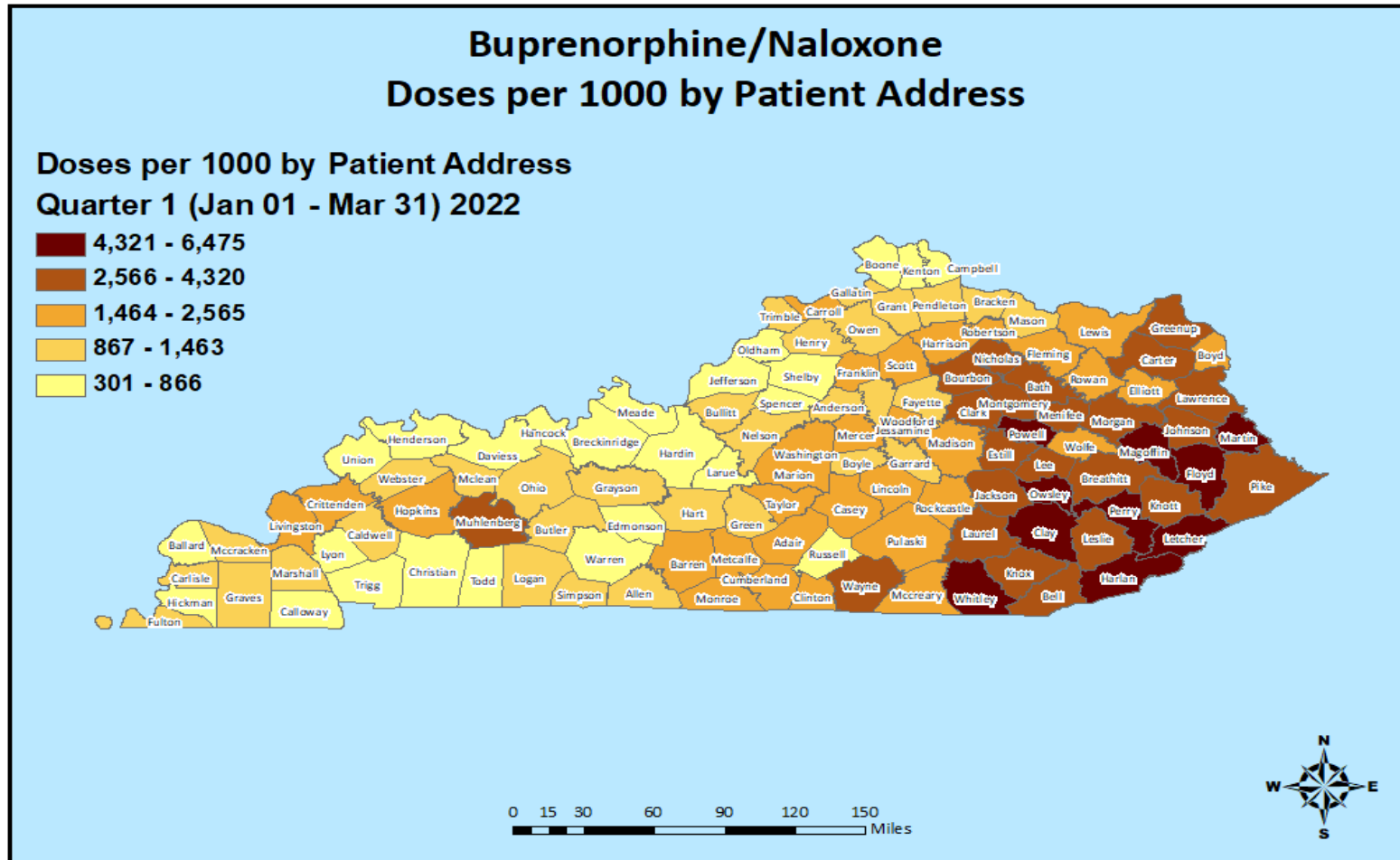
Buprenorphine/Naloxone Prescribing Q1 2022



Buprenorphine/Naloxone Prescribing Q1 2022

3 Digit Zip	Doses By Prescriber Zip-Actual Number of Buprenorphine/Naloxone Doses for Quarter 1, 2022
400	123,510
401	10,790
402	751,414
403	438,042
404	321,448
405	817,581
406	131,190
407	432,942
408	56,409
409	250,184
410	240,381
411	263,879
412	191,767
413	266,960
414	104,032
415	56,770
416	188,457
417	132,317
418	117,224
420	269,034
421	228,791
422	20,817
423	206,716
424	36,957
425	99,522
426	29,993
427	360,528
Totals	6,147,655

Buprenorphine/Naloxone Usage Q1 2022



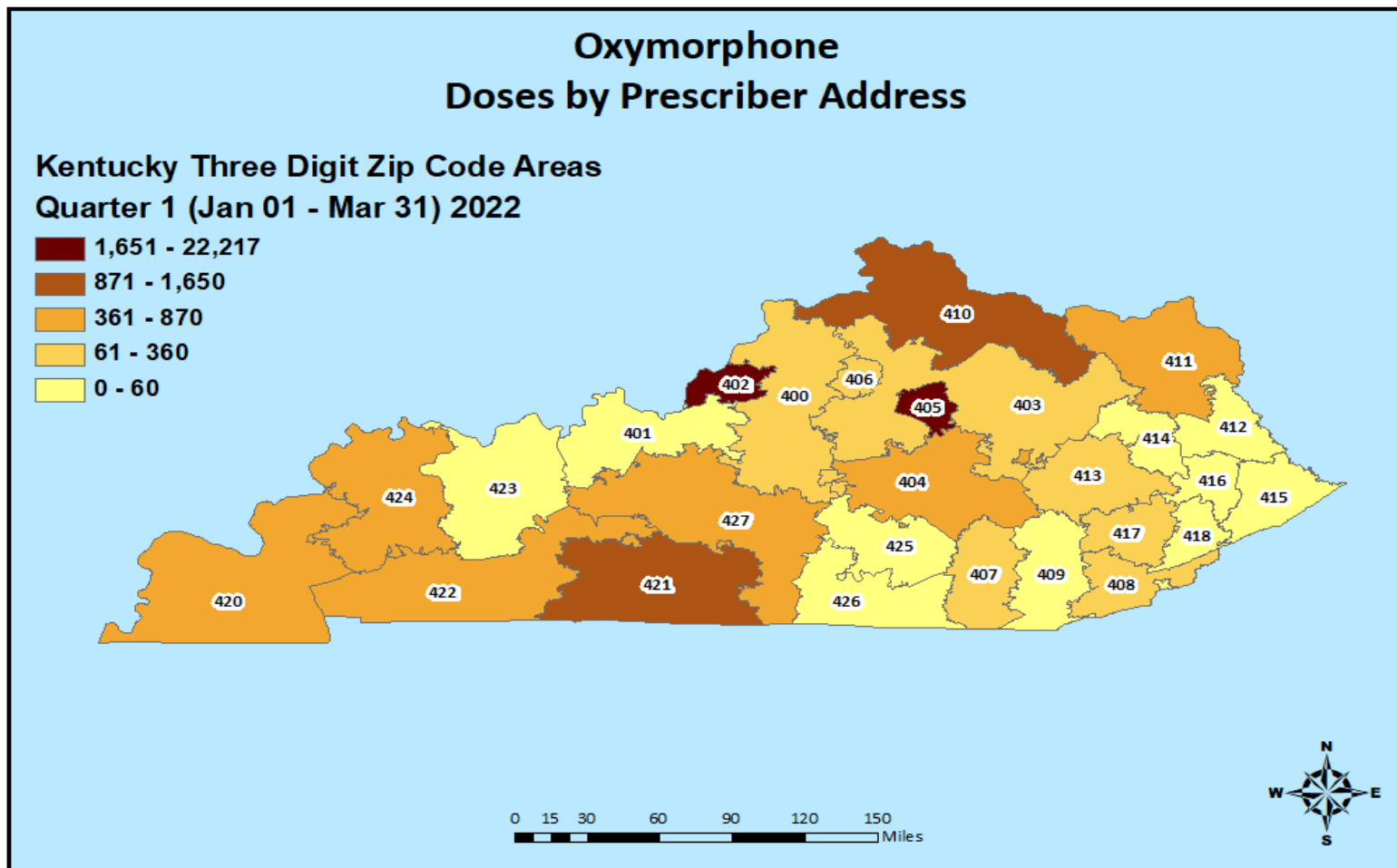
Per 1000 Buprenorphine/Naloxone Usage Q1 2022

Actual Number of Buprenorphine/Naloxone Doses per 1,000 Residents for Quarter 1, 2022							
COUNTY	PER 1000	COUNTY	PER 1000	COUNTY	PER 1000	COUNTY	PER 1000
ADAIR	2,083	EDMONSON	866	KNOX	2,922	NICHOLAS	4,058
ALLEN	1,302	ELLIOTT	2,174	LARUE	728	OHIO	1,189
ANDERSON	1,463	ESTILL	3,583	LAUREL	2,961	OLDHAM	362
BALLARD	740	FAYETTE	981	LAWRENCE	3,865	OWEN	1,011
BARREN	1,631	FLEMING	1,622	LEE	4,248	OWSLEY	6,475
BATH	3,664	FLOYD	5,446	LESLIE	4,136	PENDLETON	991
BELL	3,640	FRANKLIN	1,659	LETCHER	5,656	PERRY	5,626
BOONE	546	FULTON	1,236	LEWIS	1,699	PIKE	2,931
BOURBON	3,084	GALLATIN	1,108	LINCOLN	1,746	POWELL	4,653
BOYD	1,914	GARRARD	1,315	LIVINGSTON	1,958	PULASKI	2,007
BOYLE	1,291	GRANT	936	LOGAN	912	ROBERTSON	1,548
BRACKEN	997	GRAVES	921	LYON	827	ROCKCASTLE	1,983
BREATHITT	4,320	GRAYSON	960	MADISON	1,765	ROWAN	2,307
BRECKINRIDGE	459	GREEN	971	MAGOFFIN	5,887	RUSSELL	733
BULLITT	894	GREENUP	2,999	MARION	1,717	SCOTT	1,759
BUTLER	1,121	HANCOCK	301	MARSHALL	1,277	SHELBY	714
CALDWELL	1,310	HARDIN	789	MARTIN	4,883	SIMPSON	1,204
CALLOWAY	664	HARLAN	4,510	MASON	900	SPENCER	841
CAMPBELL	612	HARRISON	2,003	MCCRACKEN	1,341	TAYLOR	1,826
CARLISLE	1,339	HART	1,346	MCCREARY	2,565	TODD	502
CARROLL	1,534	HENDERSON	804	MCLEAN	994	TRIGG	803
CARTER	2,653	HENRY	1,021	MEADE	501	TRIMBLE	1,040
CASEY	1,929	HICKMAN	645	MENIFEE	3,400	UNION	491
CHRISTIAN	534	HOPKINS	1,493	MERCER	1,588	WARREN	747
CLARK	2,842	JACKSON	2,756	METCALFE	1,630	WASHINGTON	1,692
CLAY	6,127	JEFFERSON	661	MONROE	1,509	WAYNE	2,761
CLINTON	1,798	JESSAMINE	2,110	MONTGOMERY	3,123	WEBSTER	1,078
CRITTENDEN	1,936	JOHNSON	3,803	MORGAN	2,714	WHITLEY	6,175
CUMBERLAND	2,106	KENTON	661	MUHLENBERG	3,034	WOLFE	2,387
DAVIESS	345	KNOTT	4,241	NELSON	1,025	WOODFORD	1,232

Buprenorphine/Naloxone Usage Q1 2022

Actual Number of Buprenorphine/Naloxone Doses for Quarter 1, 2022							
COUNTY	# DOSES	COUNTY	# DOSES	COUNTY	# DOSES	COUNTY	# DOSES
ADAIR	40,163	EDMONSON	10,491	KNOX	92,590	NICHOLAS	28,747
ALLEN	26,869	ELLIOTT	16,494	LARUE	10,268	OHIO	28,984
ANDERSON	32,407	ESTILL	51,260	LAUREL	178,374	OLDHAM	23,764
BALLARD	5,957	FAYETTE	312,452	LAWRENCE	61,307	OWEN	10,760
BARREN	71,761	FLEMING	23,537	LEE	27,955	OWSLEY	29,078
BATH	45,172	FLOYD	202,100	LESLIE	43,586	PENDLETON	14,428
BELL	98,704	FRANKLIN	83,888	LETCHER	128,798	PERRY	153,841
BOONE	70,148	FULTON	7,639	LEWIS	22,838	PIKE	177,507
BOURBON	61,766	GALLATIN	9,538	LINCOLN	42,552	POWELL	57,273
BOYD	92,121	GARRARD	22,739	LIVINGSTON	18,147	PULASKI	128,351
BOYLE	38,746	GRANT	23,332	LOGAN	24,263	ROBERTSON	3,336
BRACKEN	8,371	GRAVES	34,237	LYON	6,671	ROCKCASTLE	33,421
BREATHITT	57,393	GRAYSON	25,133	MADISON	158,060	ROWAN	56,402
BRECKINRIDGE	9,161	GREEN	10,744	MAGOFFIN	74,674	RUSSELL	12,995
BULLITT	70,799	GREENUP	107,632	MARION	32,975	SCOTT	94,954
BUTLER	14,393	HANCOCK	2,648	MARSHALL	40,066	SHELBY	33,124
CALDWELL	16,461	HARDIN	84,623	MARTIN	58,602	SIMPSON	21,766
CALLOWAY	25,527	HARLAN	122,537	MASON	15,479	SPENCER	15,365
CAMPBELL	56,390	HARRISON	37,340	MCCRACKEN	87,354	TAYLOR	46,384
CARLISLE	6,500	HART	25,076	MCCREARY	44,917	TODD	6,167
CARROLL	16,382	HENDERSON	37,188	MCLEAN	9,421	TRIGG	11,449
CARTER	71,756	HENRY	16,152	MEADE	14,105	TRIMBLE	8,965
CASEY	30,510	HICKMAN	2,985	MENIFEE	21,790	UNION	7,301
CHRISTIAN	38,620	HOPKINS	68,521	MERCER	34,103	WARREN	93,771
CLARK	101,781	JACKSON	36,841	METCALFE	16,331	WASHINGTON	20,621
CLAY	127,230	JEFFERSON	505,550	MONROE	15,977	WAYNE	56,463
CLINTON	18,296	JESSAMINE	110,467	MONTGOMERY	86,733	WEBSTER	14,349
CRITTENDEN	17,790	JOHNSON	87,396	MORGAN	36,086	WHITLEY	222,879
CUMBERLAND	14,190	KENTON	109,050	MUHLENBERG	94,124	WOLFE	17,086
DAVIESS	34,358	KNOTT	65,920	NELSON	46,686	WOODFORD	32,184
						TOTAL	6,579,779

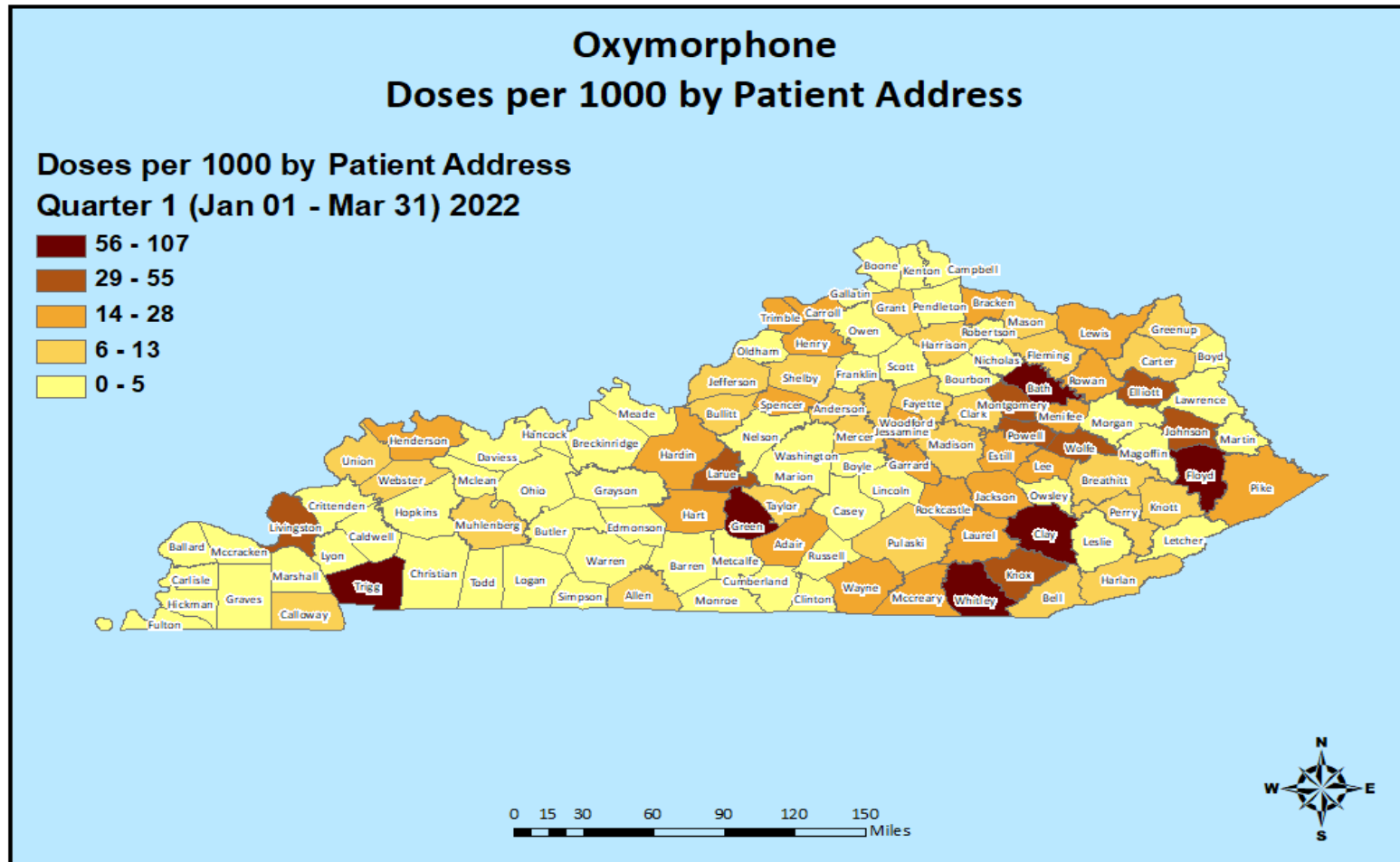
Oxymorphone Prescribing Q1 2022



Oxymorphone Prescribing Q1 2022

3 Digit Zip	Doses By Prescriber Zip-Actual Number of Oxymorphone Doses for Quarter 1, 2022
400	220
401	0
402	12,690
403	360
404	531
405	22,217
406	312
407	260
408	168
409	0
410	1,600
411	660
412	60
413	168
414	0
415	0
416	60
417	300
418	60
420	870
421	1,650
422	690
423	0
424	450
425	0
426	0
427	450
Totals	43,776

Oxymorphone Usage Q1 2022



Per 1000 Oxymorphone Usage Q1 2022

Actual Number of Oxymorphone Doses per 1,000 Residents for Quarter 1, 2022							
COUNTY	PER 1000	COUNTY	PER 1000	COUNTY	PER 1000	COUNTY	PER 1000
ADAIR	19	EDMONSON	0	KNOX	40	NICHOLAS	0
ALLEN	9	ELLIOTT	32	LARUE	32	OHIO	0
ANDERSON	6	ESTILL	21	LAUREL	20	OLDHAM	2
BALLARD	0	FAYETTE	11	LAWRENCE	0	OWEN	0
BARREN	0	FLEMING	12	LEE	27	OWSLEY	0
BATH	58	FLOYD	107	LESLIE	0	PENDLETON	0
BELL	6	FRANKLIN	4	LETCHER	0	PERRY	10
BOONE	1	FULTON	0	LEWIS	27	PIKE	19
BOURBON	0	GALLATIN	0	LINCOLN	4	POWELL	44
BOYD	0	GARRARD	16	LIVINGSTON	55	PULASKI	7
BOYLE	0	GRANT	10	LOGAN	5	ROBERTSON	0
BRACKEN	23	GRAVES	0	LYON	0	ROCKCASTLE	25
BREATHITT	6	GRAYSON	0	MADISON	12	ROWAN	19
BRECKINRIDGE	0	GREEN	73	MAGOFFIN	0	RUSSELL	0
BULLITT	13	GREENUP	5	MARION	0	SCOTT	3
BUTLER	0	HANCOCK	0	MARSHALL	0	SHELBY	6
CALDWELL	0	HARDIN	21	MARTIN	0	SIMPSON	0
CALLOWAY	9	HARLAN	11	MASON	5	SPENCER	26
CAMPBELL	3	HARRISON	10	MCCRACKEN	0	TAYLOR	11
CARLISLE	0	HART	17	MCCREARY	21	TODD	0
CARROLL	22	HENDERSON	18	MCLEAN	0	TRIGG	67
CARTER	10	HENRY	19	MEADE	0	TRIMBLE	28
CASEY	0	HICKMAN	0	MENIFEE	28	UNION	6
CHRISTIAN	2	HOPKINS	0	MERCER	7	WARREN	3
CLARK	13	JACKSON	20	METCALFE	0	WASHINGTON	0
CLAY	60	JEFFERSON	8	MONROE	0	WAYNE	22
CLINTON	0	JESSAMINE	18	MONTGOMERY	36	WEBSTER	7
CRITTENDEN	0	JOHNSON	34	MORGAN	0	WHITLEY	77
CUMBERLAND	0	KENTON	1	MUHLENBERG	7	WOLFE	46
DAVISS	0	KNOTT	12	NELSON	0	WOODFORD	7

Oxymorphone Usage

Q1 2022

Actual Number of Oxymorphone Doses for Quarter 1, 2022							
COUNTY	# DOSES	COUNTY	# DOSES	COUNTY	# DOSES	COUNTY	# DOSES
ADAIR	360	EDMONSON	0	KNOX	1,255	NICHOLAS	0
ALLEN	180	ELLIOTT	240	LARUE	450	OHIO	0
ANDERSON	135	ESTILL	300	LAUREL	1,201	OLDHAM	148
BALLARD	0	FAYETTE	3,510	LAWRENCE	0	OWEN	0
BARREN	0	FLEMING	180	LEE	180	OWSLEY	0
BATH	720	FLOYD	3,957	LESLIE	0	PENDLETON	0
BELL	168	FRANKLIN	180	LETCHER	0	PERRY	270
BOONE	180	FULTON	0	LEWIS	360	PIKE	1,170
BOURBON	0	GALLATIN	0	LINCOLN	90	POWELL	540
BOYD	0	GARRARD	279	LIVINGSTON	510	PULASKI	438
BOYLE	0	GRANT	240	LOGAN	120	ROBERTSON	0
BRACKEN	190	GRAVES	0	LYON	0	ROCKCASTLE	420
BREATHITT	84	GRAYSON	0	MADISON	1,054	ROWAN	472
BRECKINRIDGE	0	GREEN	810	MAGOFFIN	0	RUSSELL	0
BULLITT	990	GREENUP	180	MARION	0	SCOTT	180
BUTLER	0	HANCOCK	0	MARSHALL	0	SHELBY	280
CALDWELL	0	HARDIN	2,245	MARTIN	0	SIMPSON	0
CALLOWAY	360	HARLAN	288	MASON	90	SPENCER	480
CAMPBELL	315	HARRISON	180	MCCRACKEN	0	TAYLOR	270
CARLISLE	0	HART	309	MCCREARY	360	TODD	0
CARROLL	240	HENDERSON	840	MCLEAN	0	TRIGG	958
CARTER	280	HENRY	300	MEADE	0	TRIMBLE	240
CASEY	0	HICKMAN	0	MENIFEE	180	UNION	90
CHRISTIAN	180	HOPKINS	0	MERCER	150	WARREN	360
CLARK	450	JACKSON	270	METCALFE	0	WASHINGTON	0
CLAY	1,242	JEFFERSON	5,950	MONROE	0	WAYNE	448
CLINTON	0	JESSAMINE	956	MONTGOMERY	990	WEBSTER	90
CRITTENDEN	0	JOHNSON	786	MORGAN	0	WHITLEY	2,762
CUMBERLAND	0	KENTON	180	MUHLENBERG	224	WOLFE	330
DAVIES	0	KNOTT	180	NELSON	0	WOODFORD	180
						TOTAL	45,774