

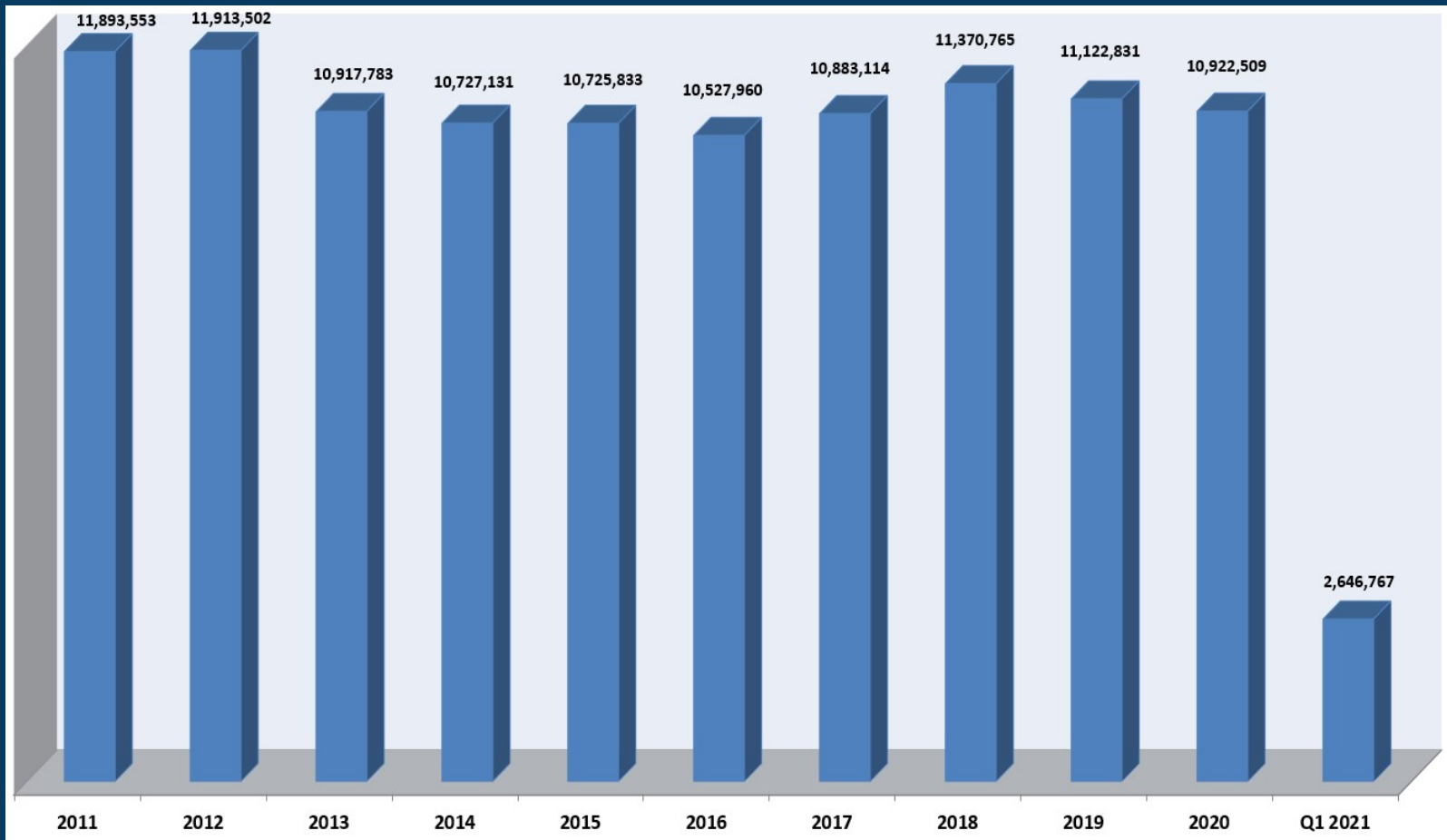
# Kentucky All Schedule Prescription Electronic Reporting

## Quarterly Trend Report 1st Quarter 2021

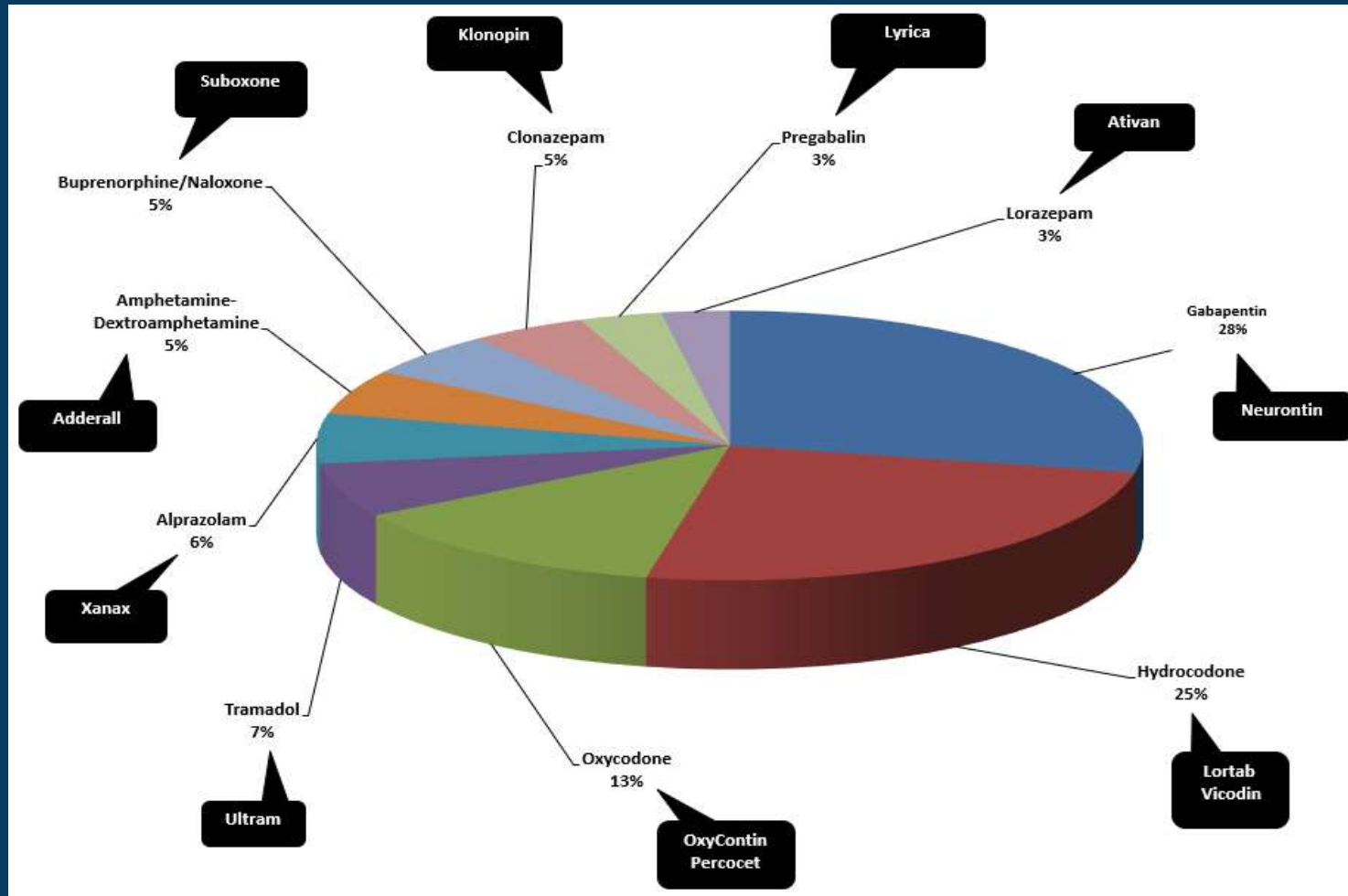
Cabinet for Health and Family Services  
Office of Inspector General  
275 E. Main Street  
Frankfort, KY 40621



# KASPER Records Added 2011 – Q1 2021



# Top Prescribed Controlled Substances by Therapeutic Category by Doses – Q1 2021



**CHFS**

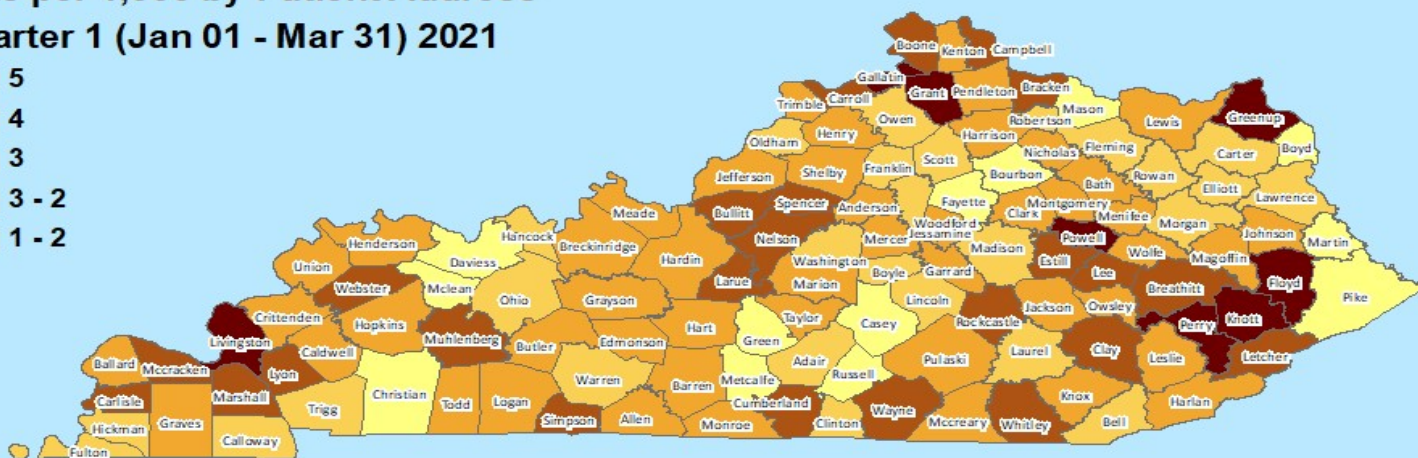

KENTUCKY  
Cabinet for Health and  
Family Services

TEAM  
**KENTUCKY**<sup>TM</sup>

# Opioid Morphine Equivalent Dose (MED) Data Q1 2021

**Rate of Patients Receiving Daily MED  $\geq$  90  
per 1,000 Residents by Patient Address  
Patient Ages 18 - 65 (Data Excludes Buprenorphine/Naloxone)**

**Rate per 1,000 by Patient Address  
Quarter 1 (Jan 01 - Mar 31) 2021**



# Opioid Morphine Equivalent Dose (MED) Data Q1 2021

Rate of Patients Receiving Daily Morphine Equivalent Dosage $\geq$ 90 per 1,000 Residents for Quarter 1, 2021 Patient Ages 18 - 65 (Data Excludes Buprenorphine/Naloxone)							
COUNTY	PER 1000	COUNTY	PER 1000	COUNTY	PER 1000	COUNTY	PER 1000
ADAIR	2	EDMONSON	3	KNOX	3	NICHOLAS	3
ALLEN	3	ELLIOTT	2	LARUE	4	OHIO	2
ANDERSON	3	ESTILL	3	LAUREL	2	OLDHAM	2
BALLARD	3	FAYETTE	1	LAWRENCE	2	OWEN	2
BARREN	3	FLEMING	2	LEE	4	OWSLEY	3
BATH	3	FLOYD	5	LESLIE	3	PENDLETON	3
BELL	2	FRANKLIN	2	LETCHER	4	PERRY	5
BOONE	4	FULTON	2	LEWIS	3	PIKE	2
BOURBON	1	GALLATIN	5	LINCOLN	2	POWELL	5
BOYD	1	GARRARD	3	LIVINGSTON	5	PULASKI	3
BOYLE	2	GRANT	4	LOGAN	3	ROBERTSON	2
BRACKEN	3	GRAVES	3	LYON	3	ROCKCASTLE	4
BREATHITT	3	GRAYSON	3	MADISON	2	ROWAN	2
BRECKINRIDGE	3	GREEN	2	MAGOFFIN	3	RUSSELL	1
BULLITT	4	GREENUP	5	MARION	3	SCOTT	2
BUTLER	3	HANCOCK	2	MARSHALL	4	SHELBY	3
CALDWELL	3	HARDIN	3	MARTIN	1	SIMPSON	3
CALLOWAY	2	HARLAN	3	MASON	1	SPENCER	4
CAMPBELL	3	HARRISON	3	MCCRACKEN	3	TAYLOR	3
CARLISLE	4	HART	3	MCCREARY	3	TODD	3
CARROLL	3	HENDERSON	3	MCLEAN	2	TRIGG	2
CARTER	2	HENRY	3	MEADE	3	TRIMBLE	3
CASEY	2	HICKMAN	2	MENIFEE	3	UNION	3
CHRISTIAN	1	HOPKINS	3	MERCER	3	WARREN	2
CLARK	3	JACKSON	3	METCALFE	2	WASHINGTON	2
CLAY	4	JEFFERSON	3	MONROE	3	WAYNE	3
CLINTON	2	JESSAMINE	3	MONTGOMERY	3	WEBSTER	3
CRITTENDEN	3	JOHNSON	3	MORGAN	2	WHITLEY	4
CUMBERLAND	4	KENTON	3	MUHLENBERG	3	WOLFE	3
DAVISS	1	KNOTT	4	NELSON	3	WOODFORD	2



**CHFS**

KENTUCKY  
Cabinet for Health and  
Family Services

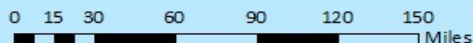
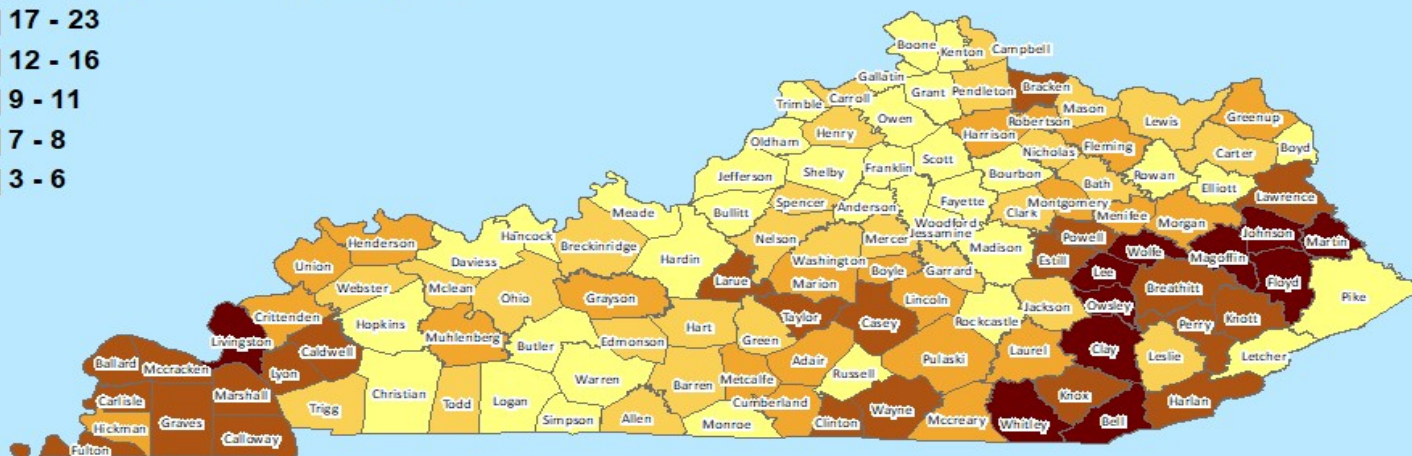

TEAM  
**KENTUCKY**<sup>TM</sup>

# Patients with Seven or More Days of Overlapping Opioid and Benzodiazepine Prescriptions Q1 2021

## Opioid and Benzodiazepine 7-Day Overlap by Patient Address

Rate per 1,000 of 7-Day Overlap by Patient Address

Quarter 1 (Jan 01 - Mar 31) 2021



**CHFS**

KENTUCKY  
Cabinet for Health and  
Family Services

TEAM  
**KENTUCKY**<sup>TM</sup>

# Patients with Seven or More Days of Overlapping Opioid and Benzodiazepine Prescriptions Q1 2021

Rate of Patients With at Least a 7-Day Overlap of Opioids and Benzodiazepines per 1,000 for Quarter 1, 2021

COUNTY	PER 1000	COUNTY	PER 1000	COUNTY	PER 1000	COUNTY	PER 1000
ADAIR	11	EDMONSON	8	KNOX	13	NICHOLAS	7
ALLEN	8	ELLIOTT	6	LARUE	12	OHIO	8
ANDERSON	6	ESTILL	13	LAUREL	9	OLDHAM	3
BALLARD	11	FAYETTE	4	LAWRENCE	12	OWEN	5
BARREN	8	FLEMING	8	LEE	21	OWSLEY	22
BATH	8	FLOYD	20	LESLIE	7	PENDLETON	7
BELL	23	FRANKLIN	6	LETCHER	6	PERRY	15
BOONE	5	FULTON	11	LEWIS	7	PIKE	6
BOURBON	6	GALLATIN	6	LINCOLN	10	POWELL	14
BOYD	4	GARRARD	7	LIVINGSTON	16	PULASKI	9
BOYLE	9	GRANT	6	LOGAN	5	ROBERTSON	11
BRACKEN	13	GRAVES	13	LYON	15	ROCKCASTLE	5
BREATHITT	15	GRAYSON	9	MADISON	6	ROWAN	5
BRECKINRIDGE	7	GREEN	8	MAGOFFIN	19	RUSSELL	3
BULLITT	6	GREENUP	9	MARION	8	SCOTT	5
BUTLER	6	HANCOCK	5	MARSHALL	16	SHELBY	6
CALDWELL	11	HARDIN	5	MARTIN	18	SIMPSON	4
CALLOWAY	13	HARLAN	13	MASON	7	SPENCER	6
CAMPBELL	6	HARRISON	9	MCCRACKEN	13	TAYLOR	12
CARLISLE	16	HART	8	MCCREARY	9	TODD	6
CARROLL	6	HENDERSON	10	MCLEAN	6	TRIGG	8
CARTER	7	HENRY	7	MEADE	4	TRIMBLE	5
CASEY	12	HICKMAN	8	MENIFEE	9	UNION	10
CHRISTIAN	4	HOPKINS	6	MERCER	7	WARREN	4
CLARK	6	JACKSON	7	METCALFE	9	WASHINGTON	8
CLAY	22	JEFFERSON	5	MONROE	6	WAYNE	15
CLINTON	12	JESSAMINE	5	MONTGOMERY	9	WEBSTER	7
CRITTENDEN	11	JOHNSON	16	MORGAN	10	WHITLEY	17
CUMBERLAND	9	KENTON	5	MUHLENBERG	9	WOLFE	17
DAVISS	4	KNOTT	15	NELSON	7	WOODFORD	5



**CHFS**


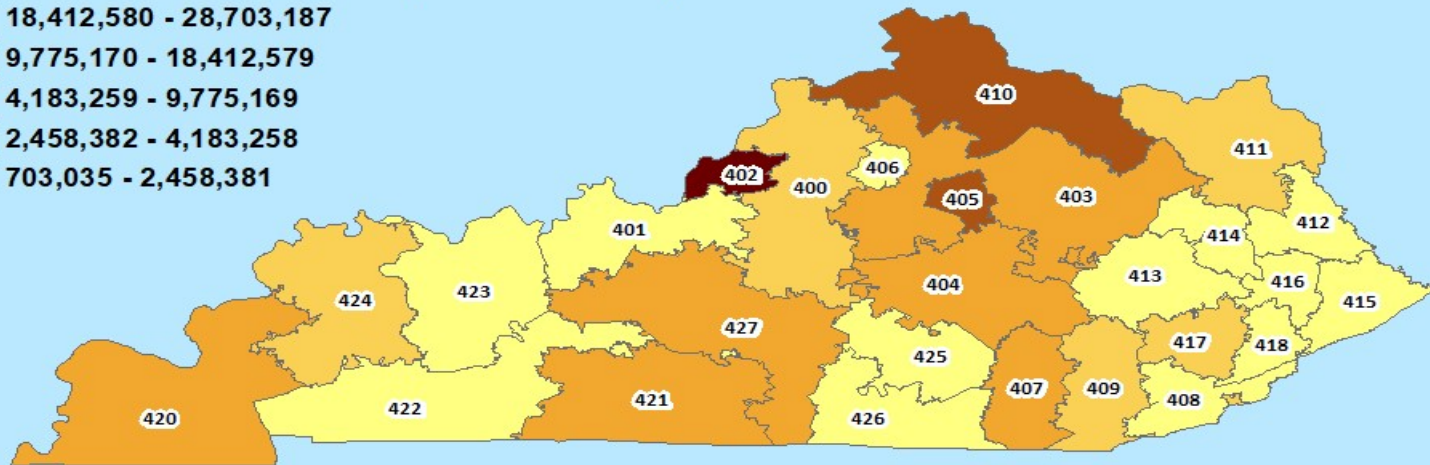
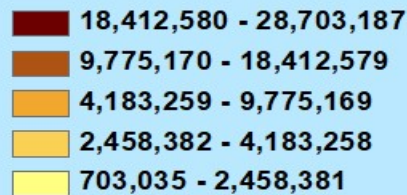
KENTUCKY  
Cabinet for Health and  
Family Services

TEAM  
**KENTUCKY**<sup>TM</sup>

# Controlled Substance Prescribing Q1 2021

## All Controlled Substances Doses by Prescriber Address

Kentucky Three Digit Zip Code Areas  
Number of Doses for Qtr 1 (Jan 1 - Mar 31) 2021



**CHFS**

KENTUCKY  
Cabinet for Health and  
Family Services

TEAM  
**KENTUCKY**<sup>TM</sup>



# Controlled Substance Prescribing Q1 2021

3 Digit Zip	Doses By Prescriber Zip-Actual Number of all Controlled Substances for Quarter 1, 2021
400	3,904,756
401	1,303,545
402	28,703,187
403	6,949,983
404	5,089,514
405	18,412,579
406	1,230,987
407	5,515,465
408	875,273
409	2,990,286
410	12,901,850
411	3,788,339
412	1,994,887
413	1,955,794
414	813,114
415	703,035
416	2,221,116
417	3,730,577
418	857,919
420	9,775,169
421	8,384,513
422	2,103,330
423	2,458,381
424	4,183,258
425	2,203,214
426	1,336,412
427	5,957,320
<b>Totals</b>	<b>140,343,803</b>



**CHFS**

KENTUCKY  
Cabinet for Health and  
Family Services



TEAM  
**KENTUCKY**<sup>TM</sup>

# Controlled Substance Usage Q1 2021

## All Controlled Substances Usage Dosage Rate per 1000 by Patient Address

Doses per 1000 by Patient Address

Quarter 1 (Jan 1 - Mar 31) 2021



**CHFS**

KENTUCKY  
Cabinet for Health and  
Family Services

TEAM  
**KENTUCKY**<sup>TM</sup>

# Controlled Substance Usage Q1 2021

Actual Number of All Controlled Substances Doses for Quarter 1, 2021

COUNTY	# DOSES	COUNTY	# DOSES	COUNTY	# DOSES	COUNTY	# DOSES
ADAIR	651,947	EDMONSON	360,862	KNOX	1,448,061	NICHOLAS	309,174
ALLEN	714,236	ELLIOTT	161,769	LARUE	560,961	OHIO	950,974
ANDERSON	757,475	ESTILL	817,068	LAUREL	2,334,588	OLDHAM	1,402,104
BALLARD	278,728	FAYETTE	7,010,813	LAWRENCE	708,885	OWEN	277,215
BARREN	1,433,886	FLEMING	515,567	LEE	485,996	OWSLEY	418,065
BATH	515,890	FLOYD	2,634,954	LESLIE	518,633	PENDLETON	418,589
BELL	1,531,064	FRANKLIN	1,497,863	LETCHER	1,309,567	PERRY	2,052,665
BOONE	3,316,729	FULTON	244,649	LEWIS	504,913	PIKE	2,188,229
BOURBON	720,285	GALLATIN	258,472	LINCOLN	909,197	POWELL	760,731
BOYD	1,029,520	GARRARD	516,930	LIVINGSTON	497,234	PULASKI	2,420,698
BOYLE	999,663	GRANT	726,680	LOGAN	926,512	ROBERTSON	82,442
BRACKEN	334,126	GRAVES	1,612,743	LYON	363,687	ROCKCASTLE	650,252
BREATHITT	773,920	GRAYSON	1,257,117	MADISON	2,910,338	ROWAN	635,350
BRECKINRIDGE	643,247	GREEN	373,374	MAGOFFIN	801,874	RUSSELL	205,104
BULLITT	2,346,999	GREENUP	1,655,961	MARION	648,443	SCOTT	1,456,419
BUTLER	440,325	HANCOCK	238,207	MARSHALL	1,431,098	SHELBY	1,366,426
CALDWELL	550,439	HARDIN	3,359,486	MARTIN	673,148	SIMPSON	535,913
CALLOWAY	1,373,235	HARLAN	1,438,964	MASON	475,964	SPENCER	647,745
CAMPBELL	2,410,320	HARRISON	720,281	MCCRACKEN	2,884,635	TAYLOR	1,006,291
CARLISLE	206,421	HART	616,583	MCCREARY	698,304	TODD	391,783
CARROLL	435,729	HENDERSON	1,912,068	MCLEAN	395,024	TRIGG	506,701
CARTER	817,354	HENRY	553,235	MEADE	626,344	TRIMBLE	247,174
CASEY	538,602	HICKMAN	123,448	MENIFEE	289,243	UNION	632,421
CHRISTIAN	1,656,421	HOPKINS	1,811,300	MERCER	730,498	WARREN	3,406,967
CLARK	1,377,296	JACKSON	601,722	METCALFE	427,411	WASHINGTON	377,214
CLAY	1,621,759	JEFFERSON	21,001,932	MONROE	384,900	WAYNE	891,906
CLINTON	440,833	JESSAMINE	1,644,399	MONTGOMERY	1,200,602	WEBSTER	636,661
CRITTENDEN	398,960	JOHNSON	1,274,458	MORGAN	557,331	WHITLEY	2,504,188
CUMBERLAND	277,781	KENTON	3,690,463	MUHLENBERG	1,582,769	WOLFE	403,413
DAVIESS	2,044,823	KNOTT	974,309	NELSON	1,593,938	WOODFORD	760,068
						<b>TOTAL</b>	<b>147,666,670</b>



**CHFS**

KENTUCKY  
Cabinet for Health and  
Family Services

TEAM  
**KENTUCKY**<sup>TM</sup>

# Per 1000 Controlled Substance Usage Q1 2021

Actual Number of All Controlled Substances Doses per 1,000 Residents for Quarter 1, 2021							
COUNTY	PER 1000	COUNTY	PER 1000	COUNTY	PER 1000	COUNTY	PER 1000
ADAIR	33,815	EDMONSON	29,789	KNOX	45,699	NICHOLAS	43,644
ALLEN	34,620	ELLIOTT	21,319	LARUE	39,796	OHIO	39,010
ANDERSON	34,185	ESTILL	57,110	LAUREL	38,748	OLDHAM	21,387
BALLARD	34,607	FAYETTE	22,015	LAWRENCE	44,688	OWEN	26,049
BARREN	32,594	FLEMING	35,539	LEE	73,860	OWSLEY	93,090
BATH	41,850	FLOYD	71,004	LESLIE	49,216	PENDLETON	28,749
BELL	56,461	FRANKLIN	29,625	LETCHER	57,505	PERRY	75,071
BOONE	25,804	FULTON	39,594	LEWIS	37,562	PIKE	36,136
BOURBON	35,960	GALLATIN	30,023	LINCOLN	37,305	POWELL	61,808
BOYD	21,390	GARRARD	29,894	LIVINGSTON	53,645	PULASKI	37,849
BOYLE	33,302	GRANT	29,157	LOGAN	34,840	ROBERTSON	38,256
BRACKEN	39,777	GRAVES	43,374	LYON	45,072	ROCKCASTLE	38,591
BREATHITT	58,260	GRAYSON	48,011	MADISON	32,501	ROWAN	25,985
BRECKINRIDGE	32,225	GREEN	33,759	MAGOFFIN	63,219	RUSSELL	11,573
BULLITT	29,652	GREENUP	46,136	MARION	33,764	SCOTT	26,985
BUTLER	34,280	HANCOCK	27,038	MARSHALL	45,627	SHELBY	29,444
CALDWELL	43,797	HARDIN	31,305	MARTIN	56,086	SIMPSON	29,636
CALLOWAY	35,727	HARLAN	52,965	MASON	27,688	SPENCER	35,446
CAMPBELL	26,139	HARRISON	38,629	MCCRACKEN	44,269	TAYLOR	39,622
CARLISLE	42,517	HART	33,102	MCCREARY	39,878	TODD	31,865
CARROLL	40,802	HENDERSON	41,339	MCLEAN	41,691	TRIGG	35,523
CARTER	30,221	HENRY	34,975	MEADE	22,269	TRIMBLE	28,674
CASEY	34,056	HICKMAN	26,680	MENIFEE	45,138	UNION	42,501
CHRISTIAN	22,894	HOPKINS	39,458	MERCER	34,013	WARREN	27,140
CLARK	38,452	JACKSON	45,012	METCALFE	42,664	WASHINGTON	30,947
CLAY	78,097	JEFFERSON	27,441	MONROE	36,352	WAYNE	43,608
CLINTON	43,317	JESSAMINE	31,407	MONTGOMERY	43,232	WEBSTER	47,812
CRITTENDEN	43,422	JOHNSON	55,464	MORGAN	41,911	WHITLEY	69,376
CUMBERLAND	41,226	KENTON	22,374	MUHLENBERG	51,011	WOLFE	56,350
DAVISS	20,515	KNOTT	62,681	NELSON	34,986	WOODFORD	29,095



**CHFS**

KENTUCKY  
Cabinet for Health and  
Family Services


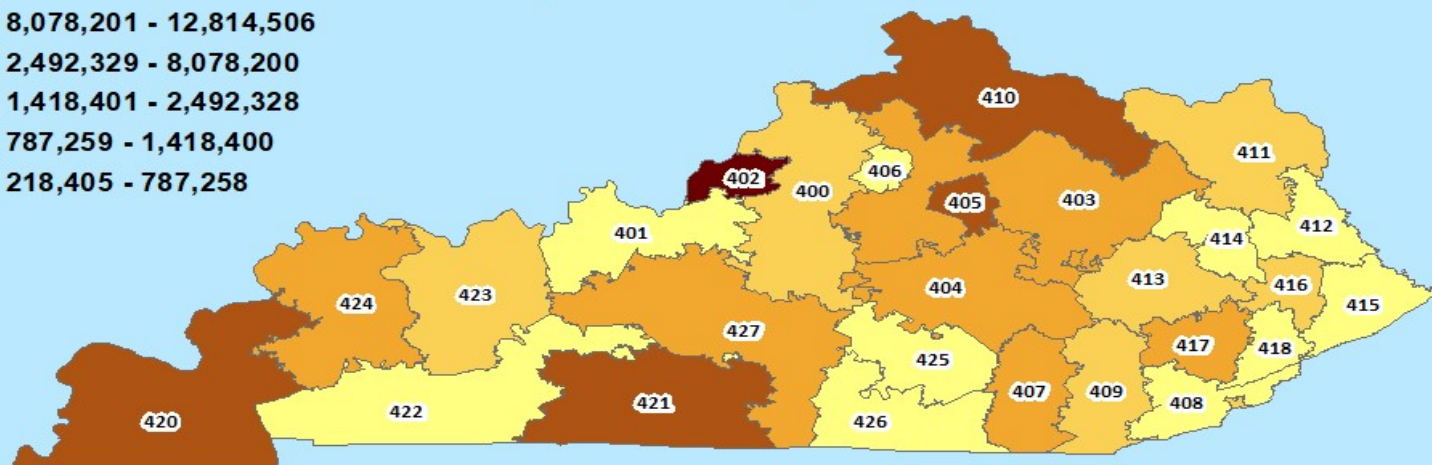
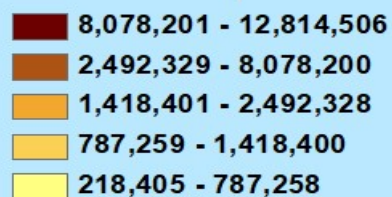
TEAM  
**KENTUCKY**<sup>TM</sup>

# Opioid Prescribing Q1 2021

## All Opioid Controlled Substances Doses by Prescriber Address

Kentucky Three Digit Zip Code Areas

Number of Opioid Doses for Qtr 1 (Jan 1 - Mar 31) 2021



**CHFS**

KENTUCKY  
Cabinet for Health and  
Family Services

TEAM  
**KENTUCKY**<sup>TM</sup>

# Opioid Prescribing Q1 2021

3 Digit Zip	Doses By Prescriber Zip-Actual Number of All Opioids for Quarter 1, 2021
400	1,261,668
401	428,063
402	12,814,506
403	2,448,288
404	2,154,072
405	8,078,200
406	643,476
407	2,492,328
408	404,493
409	1,418,400
410	4,593,751
411	1,376,826
412	787,258
413	990,966
414	374,202
415	218,405
416	961,747
417	1,928,682
418	372,864
420	4,268,950
421	3,971,703
422	675,382
423	1,002,939
424	1,803,706
425	725,398
426	625,733
427	2,444,869
<b>Totals</b>	<b>59,266,875</b>



**CHFS**

KENTUCKY  
Cabinet for Health and  
Family Services



TEAM  
**KENTUCKY**<sup>TM</sup>

# Opioid Usage Q1 2021

## All Opioid Controlled Substances Usage Dosage Rate per 1000 by Patient Address

Doses per 1000 by Patient Address

Quarter 1 (Jan 1 - Mar 31) 2021



**CHFS**

KENTUCKY  
Cabinet for Health and  
Family Services

TEAM  
**KENTUCKY**<sup>TM</sup>

# Opioid Usage Q1 2021

Actual Number of All Opioid Doses for Quarter 1, 2021							
COUNTY	# DOSES	COUNTY	# DOSES	COUNTY	# DOSES	COUNTY	# DOSES
ADAIR	303,686	EDMONSON	172,713	KNOX	642,119	NICHOLAS	128,123
ALLEN	348,380	ELLIOTT	69,133	LARUE	238,927	OHIO	446,314
ANDERSON	328,085	ESTILL	389,809	LAUREL	1,018,114	OLDHAM	488,148
BALLARD	132,032	FAYETTE	2,368,210	LAWRENCE	305,800	OWEN	116,826
BARREN	637,388	FLEMING	196,338	LEE	225,086	OWSLEY	200,481
BATH	219,162	FLOYD	1,266,364	LESLIE	295,841	PENDLETON	177,358
BELL	758,480	FRANKLIN	616,150	LETCHER	607,946	PERRY	994,797
BOONE	1,214,703	FULTON	112,710	LEWIS	213,635	PIKE	986,173
BOURBON	287,611	GALLATIN	120,561	LINCOLN	405,746	POWELL	354,973
BOYD	376,925	GARRARD	220,699	LIVINGSTON	232,054	PULASKI	1,013,981
BOYLE	410,357	GRANT	320,298	LOGAN	417,622	ROBERTSON	30,319
BRACKEN	132,464	GRAVES	661,030	LYON	157,591	ROCKCASTLE	349,962
BREATHITT	371,439	GRAYSON	554,384	MADISON	1,247,830	ROWAN	273,438
BRECKINRIDGE	291,643	GREEN	173,040	MAGOFFIN	367,535	RUSSELL	90,842
BULLITT	1,055,104	GREENUP	608,628	MARION	289,579	SCOTT	566,595
BUTLER	209,726	HANCOCK	105,372	MARSHALL	597,627	SHELBY	565,409
CALDWELL	233,236	HARDIN	1,426,414	MARTIN	253,350	SIMPSON	247,082
CALLOWAY	526,676	HARLAN	711,520	MASON	157,247	SPENCER	274,437
CAMPBELL	907,833	HARRISON	272,935	MCCRACKEN	1,198,418	TAYLOR	447,030
CARLISLE	91,177	HART	284,537	MCCREARY	342,330	TODD	170,684
CARROLL	205,243	HENDERSON	808,373	MCLEAN	183,747	TRIGG	215,247
CARTER	338,153	HENRY	235,766	MEADE	283,645	TRIMBLE	121,391
CASEY	238,131	HICKMAN	51,905	MENIFEE	137,183	UNION	298,149
CHRISTIAN	692,517	HOPKINS	884,534	MERCER	300,741	WARREN	1,459,358
CLARK	569,877	JACKSON	270,020	METCALFE	197,487	WASHINGTON	165,511
CLAY	774,695	JEFFERSON	8,827,032	MONROE	175,456	WAYNE	454,728
CLINTON	223,492	JESSAMINE	637,744	MONTGOMERY	506,609	WEBSTER	303,835
CRITTENDEN	195,358	JOHNSON	559,567	MORGAN	255,054	WHITLEY	1,087,159
CUMBERLAND	142,199	KENTON	1,385,840	MUHLENBERG	765,165	WOLFE	186,781
DAVIESS	868,657	KNOTT	481,597	NELSON	701,364	WOODFORD	289,524
						<b>TOTAL</b>	<b>63,103,155</b>



**CHFS**

KENTUCKY  
Cabinet for Health and  
Family Services

TEAM  
**KENTUCKY**<sup>TM</sup>



# Per 1000 Opioid Usage Q1 2021

Actual Number of All Opioid Doses per 1,000 Residents for Quarter 1, 2021							
COUNTY	PER 1000	COUNTY	PER 1000	COUNTY	PER 1000	COUNTY	PER 1000
ADAIR	15,751	EDMONSON	14,257	KNOX	20,264	NICHOLAS	18,086
ALLEN	16,886	ELLIOTT	9,111	LARUE	16,950	OHIO	18,308
ANDERSON	14,807	ESTILL	27,246	LAUREL	16,898	OLDHAM	7,446
BALLARD	16,393	FAYETTE	7,437	LAWRENCE	19,278	OWEN	10,978
BARREN	14,488	FLEMING	13,534	LEE	34,208	OWSLEY	44,641
BATH	17,779	FLOYD	34,125	LESLIE	28,074	PENDLETON	12,181
BELL	27,971	FRANKLIN	12,187	LETCHER	26,696	PERRY	36,382
BOONE	9,450	FULTON	18,241	LEWIS	15,893	PIKE	16,286
BOURBON	14,359	GALLATIN	14,004	LINCOLN	16,648	POWELL	28,841
BOYD	7,831	GARRARD	12,763	LIVINGSTON	25,035	PULASKI	15,854
BOYLE	13,670	GRANT	12,852	LOGAN	15,704	ROBERTSON	14,069
BRACKEN	15,770	GRAVES	17,778	LYON	19,530	ROCKCASTLE	20,769
BREATHITT	27,961	GRAYSON	21,173	MADISON	13,935	ROWAN	11,183
BRECKINRIDGE	14,611	GREEN	15,646	MAGOFFIN	28,976	RUSSELL	5,126
BULLITT	13,330	GREENUP	16,957	MARION	15,078	SCOTT	10,498
BUTLER	16,327	HANCOCK	11,960	MARSHALL	19,054	SHELBY	12,183
CALDWELL	18,558	HARDIN	13,292	MARTIN	21,109	SIMPSON	13,664
CALLOWAY	13,702	HARLAN	26,190	MASON	9,148	SPENCER	15,018
CAMPBELL	9,845	HARRISON	14,638	MCCRACKEN	18,391	TAYLOR	17,602
CARLISLE	18,780	HART	15,276	MCCREARY	19,549	TODD	13,882
CARROLL	19,219	HENDERSON	17,477	MCLEAN	19,393	TRIGG	15,090
CARTER	12,503	HENRY	14,905	MEADE	10,085	TRIMBLE	14,082
CASEY	15,057	HICKMAN	11,218	MENIFEE	21,408	UNION	20,037
CHRISTIAN	9,572	HOPKINS	19,269	MERCER	14,003	WARREN	11,625
CLARK	15,910	JACKSON	20,199	METCALFE	19,713	WASHINGTON	13,579
CLAY	37,306	JEFFERSON	11,533	MONROE	16,571	WAYNE	22,233
CLINTON	21,960	JESSAMINE	12,181	MONTGOMERY	18,242	WEBSTER	22,817
CRITTENDEN	21,262	JOHNSON	24,352	MORGAN	19,180	WHITLEY	30,119
CUMBERLAND	21,104	KENTON	8,402	MUHLENBERG	24,660	WOLFE	26,090
DAVISS	8,715	KNOTT	30,983	NELSON	15,395	WOODFORD	11,083



**CHFS**

KENTUCKY  
Cabinet for Health and  
Family Services


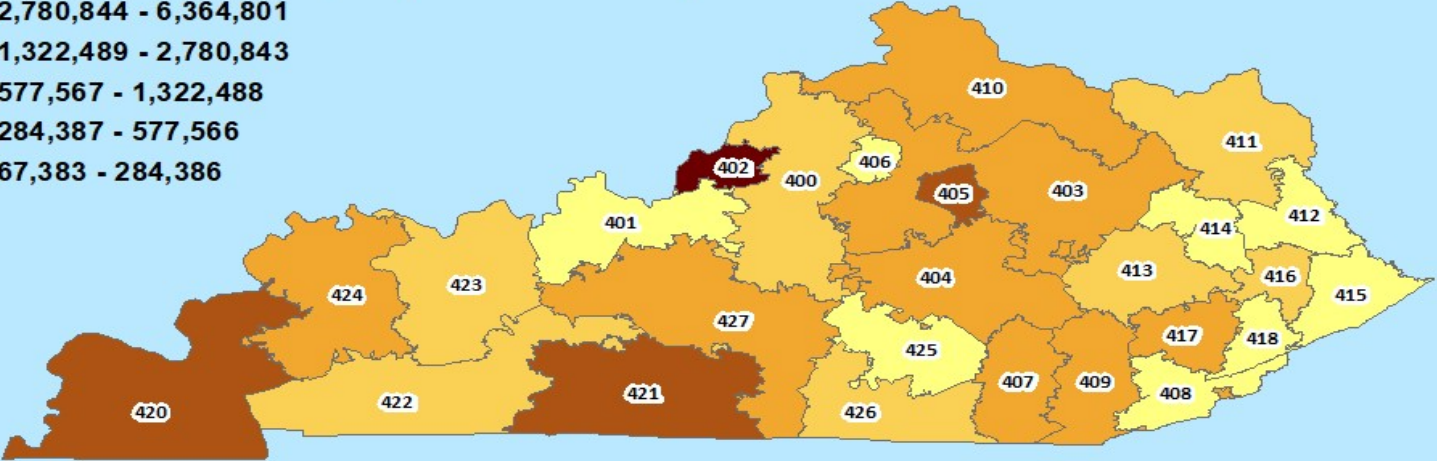
TEAM  
**KENTUCKY**<sup>TM</sup>

# Hydrocodone Prescribing Q1 2021

## Hydrocodone Doses by Prescriber Address

Kentucky Three Digit Zip Code Areas  
Number of Doses for Qtr 1 (Jan 01 - Mar 31) 2021

- 2,780,844 - 6,364,801
- 1,322,489 - 2,780,843
- 577,567 - 1,322,488
- 284,387 - 577,566
- 67,383 - 284,386



# Hydrocodone Prescribing Q1 2021

3 Digit Zip	Doses By Prescriber Zip-Actual Number of all Hydrocodone Doses for Quarter 1, 2021
400	577,566
401	210,053
402	6,364,801
403	928,571
404	961,617
405	2,780,843
406	279,548
407	1,252,613
408	187,728
409	830,938
410	1,322,488
411	503,562
412	284,386
413	492,431
414	167,506
415	67,383
416	468,998
417	1,190,067
418	97,987
420	2,125,240
421	2,227,108
422	395,036
423	522,297
424	973,886
425	276,766
426	358,642
427	1,210,011
<b>Totals</b>	<b>27,058,072</b>



**CHFS**


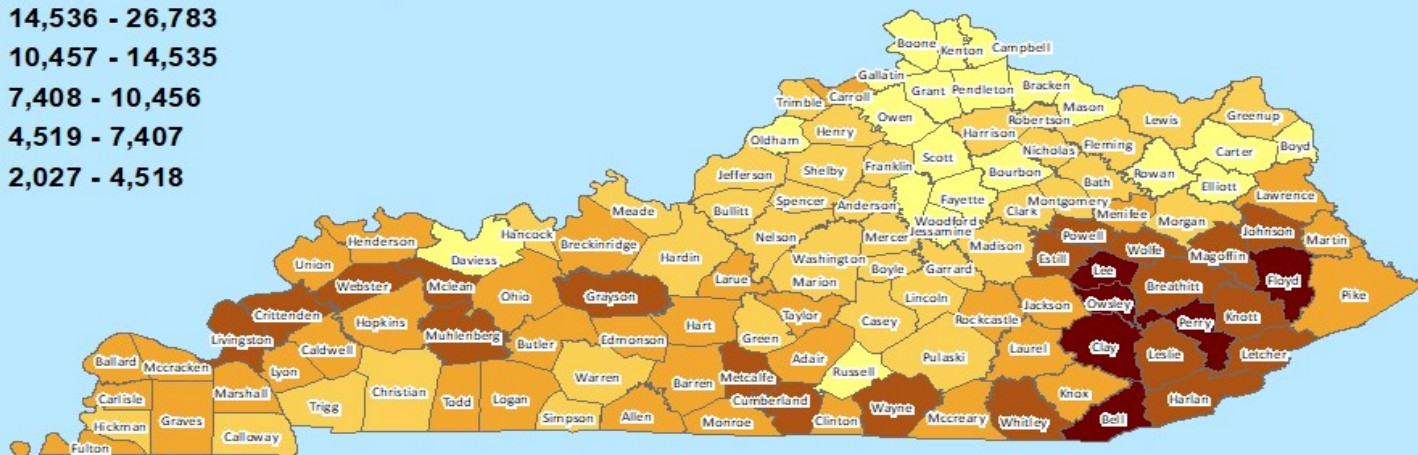

KENTUCKY  
Cabinet for Health and  
Family Services

TEAM  
**KENTUCKY**<sup>TM</sup>

# Hydrocodone Usage Q1 2021

## Hydrocodone Doses per 1000 by Patient Address

Doses per 1000 by Patient Address  
Quarter 1 (Jan 01 - Mar 31) 2021



**CHFS**

KENTUCKY  
Cabinet for Health and  
Family Services

TEAM  
**KENTUCKY**<sup>TM</sup>

# Hydrocodone Usage Q1 2021

Actual Number of Hydrocodone Doses for Quarter 1, 2021							
COUNTY	# DOSES	COUNTY	# DOSES	COUNTY	# DOSES	COUNTY	# DOSES
ADAIR	164,817	EDMONSON	92,878	KNOX	318,189	NICHOLAS	43,199
ALLEN	206,780	ELLIOTT	22,639	LARUE	124,766	OHIO	234,594
ANDERSON	156,679	ESTILL	164,844	LAUREL	458,042	OLDHAM	225,102
BALLARD	68,892	FAYETTE	806,473	LAWRENCE	124,768	OWEN	36,824
BARREN	343,958	FLEMING	73,758	LEE	132,408	OWSLEY	120,281
BATH	71,873	FLOYD	618,275	LESLIE	151,788	PENDLETON	52,410
BELL	454,818	FRANKLIN	266,251	LETCHER	288,576	PERRY	483,636
BOONE	330,306	FULTON	64,607	LEWIS	81,969	PIKE	488,304
BOURBON	90,440	GALLATIN	37,934	LINCOLN	177,248	POWELL	153,169
BOYD	119,555	GARRARD	87,057	LIVINGSTON	113,183	PULASKI	419,856
BOYLE	197,297	GRANT	79,233	LOGAN	230,224	ROBERTSON	11,306
BRACKEN	37,844	GRAVES	330,651	LYON	72,468	ROCKCASTLE	166,701
BREATHITT	176,622	GRAYSON	301,277	MADISON	455,280	ROWAN	89,632
BRECKINRIDGE	157,001	GREEN	79,039	MAGOFFIN	172,713	RUSSELL	46,189
BULLITT	514,865	GREENUP	200,292	MARION	130,516	SCOTT	199,077
BUTLER	123,115	HANCOCK	51,971	MARSHALL	282,224	SHELBY	261,331
CALDWELL	102,004	HARDIN	658,109	MARTIN	97,622	SIMPSON	115,010
CALLOWAY	280,161	HARLAN	304,522	MASON	51,079	SPENCER	132,324
CAMPBELL	239,144	HARRISON	96,300	MCCRACKEN	594,299	TAYLOR	205,314
CARLISLE	43,098	HART	141,577	MCCREARY	150,264	TODD	101,749
CARROLL	85,397	HENDERSON	404,154	MCLEAN	106,787	TRIGG	104,445
CARTER	107,849	HENRY	117,166	MEADE	135,700	TRIMBLE	54,026
CASEY	114,734	HICKMAN	27,546	MENIFEE	53,305	UNION	153,216
CHRISTIAN	352,399	HOPKINS	448,099	MERCER	129,433	WARREN	754,513
CLARK	193,502	JACKSON	118,354	METCALFE	119,386	WASHINGTON	63,528
CLAY	446,232	JEFFERSON	4,525,355	MONROE	99,966	WAYNE	229,513
CLINTON	92,836	JESSAMINE	211,572	MONTGOMERY	171,989	WEBSTER	151,685
CRITTENDEN	100,351	JOHNSON	274,102	MORGAN	92,721	WHITLEY	488,721
CUMBERLAND	75,272	KENTON	334,343	MUHLENBERG	411,956	WOLFE	98,062
DAVISS	450,308	KNOTT	225,938	NELSON	324,998	WOODFORD	102,979
						<b>TOTAL</b>	<b>28,703,028</b>



**CHFS**

KENTUCKY  
Cabinet for Health and  
Family Services

TEAM  
**KENTUCKY**<sup>TM</sup>

# Per 1000 Hydrocodone Usage Q1 2021

Actual Number of Hydrocodone Doses per 1,000 Residents for Quarter 1, 2021							
COUNTY	PER 1000	COUNTY	PER 1000	COUNTY	PER 1000	COUNTY	PER 1000
ADAIR	8,549	EDMONSON	7,667	KNOX	10,042	NICHOLAS	6,098
ALLEN	10,023	ELLIOTT	2,984	LARUE	8,851	OHIO	9,623
ANDERSON	7,071	ESTILL	11,522	LAUREL	7,602	OLDHAM	3,434
BALLARD	8,554	FAYETTE	2,533	LAWRENCE	7,865	OWEN	3,460
BARREN	7,818	FLEMING	5,084	LEE	20,123	OWSLEY	26,783
BATH	5,831	FLOYD	16,661	LESLIE	14,404	PENDLETON	3,600
BELL	16,772	FRANKLIN	5,266	LETCHER	12,672	PERRY	17,688
BOONE	2,570	FULTON	10,456	LEWIS	6,098	PIKE	8,064
BOURBON	4,515	GALLATIN	4,406	LINCOLN	7,273	POWELL	12,445
BOYD	2,484	GARRARD	5,035	LIVINGSTON	12,211	PULASKI	6,565
BOYLE	6,573	GRANT	3,179	LOGAN	8,657	ROBERTSON	5,246
BRACKEN	4,505	GRAVES	8,893	LYON	8,981	ROCKCASTLE	9,893
BREATHITT	13,296	GRAYSON	11,506	MADISON	5,084	ROWAN	3,666
BRECKINRIDGE	7,865	GREEN	7,146	MAGOFFIN	13,617	RUSSELL	2,606
BULLITT	6,505	GREENUP	5,580	MARION	6,796	SCOTT	3,689
BUTLER	9,585	HANCOCK	5,899	MARSHALL	8,998	SHELBY	5,631
CALDWELL	8,116	HARDIN	6,132	MARTIN	8,134	SIMPSON	6,360
CALLOWAY	7,289	HARLAN	11,209	MASON	2,971	SPENCER	7,241
CAMPBELL	2,593	HARRISON	5,165	MCCRACKEN	9,120	TAYLOR	8,084
CARLISLE	8,877	HART	7,601	MCCREARY	8,581	TODD	8,276
CARROLL	7,997	HENDERSON	8,738	MCLEAN	11,270	TRIGG	7,322
CARTER	3,988	HENRY	7,407	MEADE	4,825	TRIMBLE	6,268
CASEY	7,255	HICKMAN	5,953	MENIFEE	8,319	UNION	10,297
CHRISTIAN	4,871	HOPKINS	9,762	MERCER	6,027	WARREN	6,011
CLARK	5,402	JACKSON	8,854	METCALFE	11,917	WASHINGTON	5,212
CLAY	21,489	JEFFERSON	5,913	MONROE	9,441	WAYNE	11,221
CLINTON	9,122	JESSAMINE	4,041	MONTGOMERY	6,193	WEBSTER	11,391
CRITTENDEN	10,922	JOHNSON	11,929	MORGAN	6,973	WHITLEY	13,539
CUMBERLAND	11,171	KENTON	2,027	MUHLENBERG	13,277	WOLFE	13,698
DAVISS	4,518	KNOTT	14,535	NELSON	7,134	WOODFORD	3,942



**CHFS**

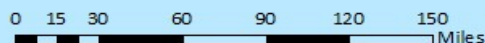
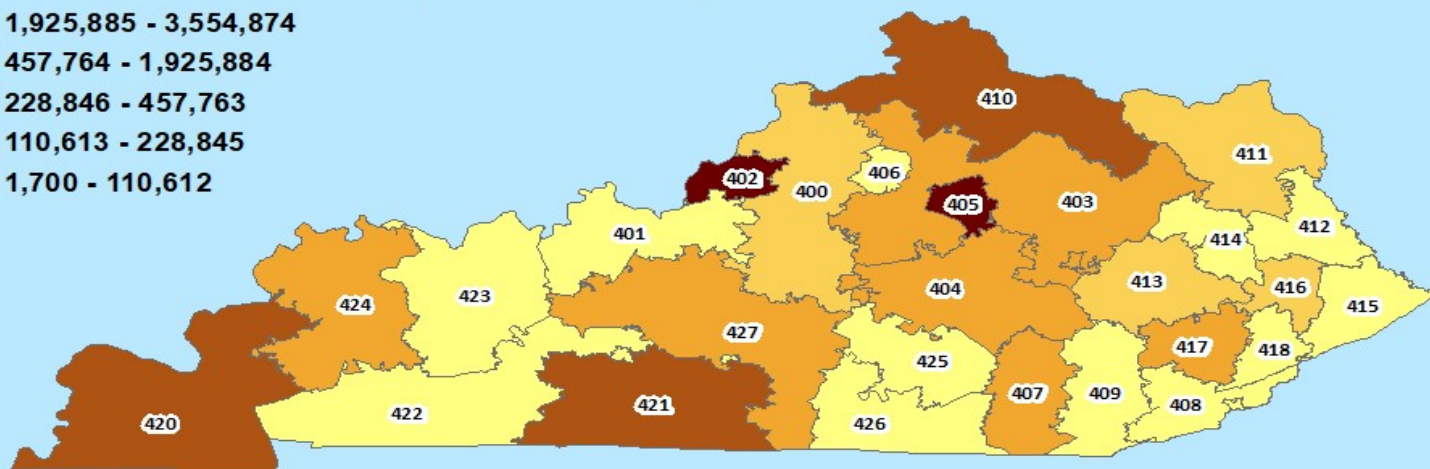
KENTUCKY  
Cabinet for Health and  
Family Services

TEAM  
**KENTUCKY**<sup>TM</sup>

# Oxycodone Prescribing Q1 2021

## Oxycodone Doses by Prescriber Address

Kentucky Three Digit Zip Code Areas  
Number of Doses for Qtr 1 (Jan 01 - Mar 31) 2021



**CHFS**

KENTUCKY  
Cabinet for Health and  
Family Services

TEAM  
**KENTUCKY**<sup>TM</sup>

# Oxycodone Prescribing Q1 2021

3 Digit Zip	Doses By Prescriber Zip-Actual Number of Oxycodone Doses for Quarter 1, 2021
400	221,142
401	60,105
402	3,554,874
403	433,068
404	367,560
405	2,520,243
406	99,903
407	448,986
408	54,081
409	62,362
410	1,925,884
411	228,845
412	61,731
413	152,553
414	16,819
415	1,700
416	129,728
417	392,078
418	57,209
420	1,106,754
421	913,054
422	58,757
423	110,612
424	384,113
425	77,362
426	109,812
427	457,763
<b>Totals</b>	<b>14,007,098</b>



**CHFS**

KENTUCKY  
Cabinet for Health and  
Family Services


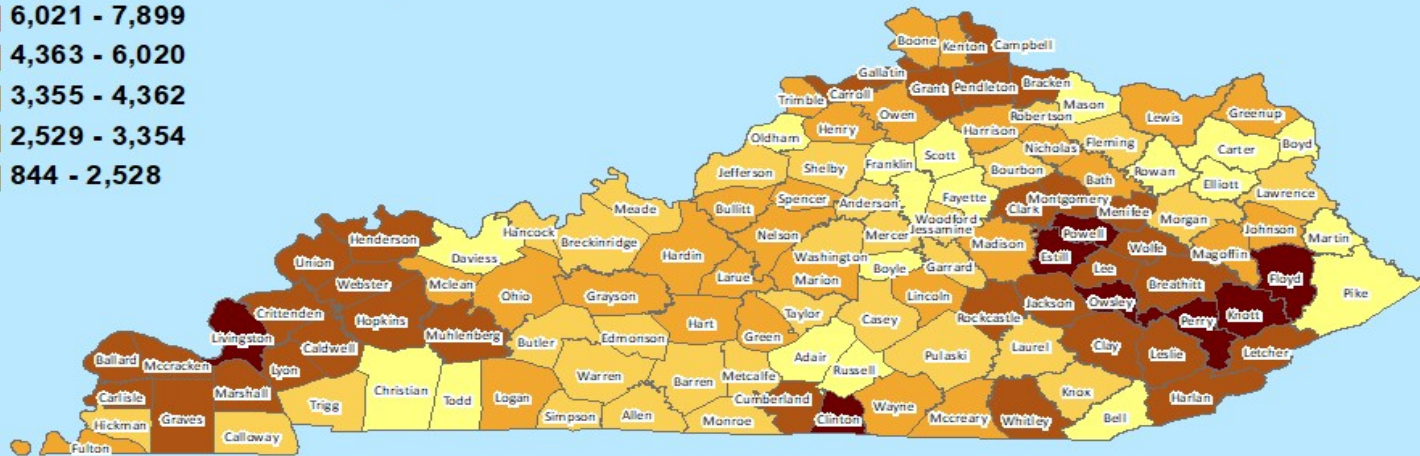

TEAM  
**KENTUCKY**<sup>TM</sup>



# Oxycodone Usage Q1 2021

## Oxycodone Doses per 1000 by Patient Address

Doses per 1000 by Patient Address  
Quarter 1 (Jan 01 - Mar 31) 2021



**CHFS**

KENTUCKY  
Cabinet for Health and  
Family Services

TEAM  
**KENTUCKY**<sup>TM</sup>

# Oxycodone Usage Q1 2021

Actual Number of Oxycodone Doses for Quarter 1, 2021							
COUNTY	# DOSES	COUNTY	# DOSES	COUNTY	# DOSES	COUNTY	# DOSES
ADAIR	45,900	EDMONSON	38,433	KNOX	98,061	NICHOLAS	24,437
ALLEN	65,967	ELLIOTT	16,412	LARUE	56,554	OHIO	82,556
ANDERSON	56,953	ESTILL	102,272	LAUREL	176,312	OLDHAM	119,596
BALLARD	37,369	FAYETTE	568,538	LAWRENCE	51,559	OWEN	40,510
BARREN	129,362	FLEMING	47,400	LEE	29,216	OWSLEY	31,191
BATH	53,772	FLOYD	272,212	LESLIE	57,470	PENDLETON	68,630
BELL	63,483	FRANKLIN	125,882	LETCHER	124,879	PERRY	212,365
BOONE	513,059	FULTON	24,711	LEWIS	49,217	PIKE	135,615
BOURBON	66,677	GALLATIN	48,644	LINCOLN	82,800	POWELL	97,226
BOYD	71,545	GARRARD	52,916	LIVINGSTON	61,503	PULASKI	195,464
BOYLE	65,529	GRANT	150,031	LOGAN	93,232	ROBERTSON	6,151
BRACKEN	43,655	GRAVES	165,148	LYON	38,164	ROCKCASTLE	77,349
BREATHITT	69,347	GRAYSON	104,354	MADISON	312,530	ROWAN	49,286
BRECKINRIDGE	63,249	GREEN	39,034	MAGOFFIN	54,379	RUSSELL	14,950
BULLITT	288,749	GREENUP	124,579	MARION	70,341	SCOTT	121,912
BUTLER	40,994	HANCOCK	23,655	MARSHALL	167,528	SHELBY	140,403
CALDWELL	57,674	HARDIN	388,957	MARTIN	23,820	SIMPSON	60,649
CALLOWAY	113,098	HARLAN	129,649	MASON	36,555	SPENCER	67,134
CAMPBELL	416,353	HARRISON	71,217	MCCRACKEN	319,883	TAYLOR	79,508
CARLISLE	21,496	HART	67,849	MCCREARY	74,792	TODD	28,278
CARROLL	58,843	HENDERSON	209,269	MCLEAN	32,852	TRIGG	47,163
CARTER	68,381	HENRY	60,963	MEADE	75,066	TRIMBLE	31,813
CASEY	40,857	HICKMAN	12,373	MENIFEE	32,835	UNION	79,042
CHRISTIAN	153,858	HOPKINS	216,782	MERCER	61,616	WARREN	344,093
CLARK	164,402	JACKSON	63,233	METCALFE	32,243	WASHINGTON	33,399
CLAY	109,274	JEFFERSON	2,296,749	MONROE	32,200	WAYNE	81,543
CLINTON	76,276	JESSAMINE	156,705	MONTGOMERY	124,874	WEBSTER	79,084
CRITTENDEN	46,884	JOHNSON	77,870	MORGAN	44,192	WHITLEY	193,556
CUMBERLAND	35,162	KENTON	598,730	MUHLENBERG	164,562	WOLFE	39,105
DAVIESS	177,987	KNOTT	113,824	NELSON	178,748	WOODFORD	65,700
						<b>TOTAL</b>	<b>14,990,237</b>



**CHFS**

KENTUCKY  
Cabinet for Health and  
Family Services

TEAM  
**KENTUCKY**<sup>TM</sup>

# Per 1000 Oxycodone Usage Q1 2021

Actual Number of Oxycodone Doses per 1,000 Residents for Quarter 1, 2021							
COUNTY	PER 1000	COUNTY	PER 1000	COUNTY	PER 1000	COUNTY	PER 1000
ADAIR	2,381	EDMONSON	3,173	KNOX	3,095	NICHOLAS	3,450
ALLEN	3,197	ELLIOTT	2,163	LARUE	4,012	OHIO	3,386
ANDERSON	2,570	ESTILL	7,148	LAUREL	2,926	OLDHAM	1,824
BALLARD	4,640	FAYETTE	1,785	LAWRENCE	3,250	OWEN	3,807
BARREN	2,941	FLEMING	3,267	LEE	4,440	OWSLEY	6,945
BATH	4,362	FLOYD	7,335	LESLIE	5,454	PENDLETON	4,714
BELL	2,341	FRANKLIN	2,490	LETCHER	5,484	PERRY	7,767
BOONE	3,992	FULTON	3,999	LEWIS	3,661	PIKE	2,240
BOURBON	3,329	GALLATIN	5,650	LINCOLN	3,397	POWELL	7,899
BOYD	1,486	GARRARD	3,060	LIVINGSTON	6,635	PULASKI	3,056
BOYLE	2,183	GRANT	6,020	LOGAN	3,506	ROBERTSON	2,854
BRACKEN	5,197	GRAVES	4,442	LYON	4,730	ROCKCASTLE	4,590
BREATHITT	5,220	GRAYSON	3,985	MADISON	3,490	ROWAN	2,016
BRECKINRIDGE	3,169	GREEN	3,529	MAGOFFIN	4,287	RUSSELL	844
BULLITT	3,648	GREENUP	3,471	MARION	3,663	SCOTT	2,259
BUTLER	3,191	HANCOCK	2,685	MARSHALL	5,341	SHELBY	3,025
CALDWELL	4,589	HARDIN	3,624	MARTIN	1,985	SIMPSON	3,354
CALLOWAY	2,942	HARLAN	4,772	MASON	2,127	SPENCER	3,674
CAMPBELL	4,515	HARRISON	3,819	MCCRACKEN	4,909	TAYLOR	3,131
CARLISLE	4,428	HART	3,643	MCCREARY	4,271	TODD	2,300
CARROLL	5,510	HENDERSON	4,524	MCLEAN	3,467	TRIGG	3,306
CARTER	2,528	HENRY	3,854	MEADE	2,669	TRIMBLE	3,691
CASEY	2,583	HICKMAN	2,674	MENIFEE	5,124	UNION	5,312
CHRISTIAN	2,127	HOPKINS	4,723	MERCER	2,869	WARREN	2,741
CLARK	4,590	JACKSON	4,730	METCALFE	3,219	WASHINGTON	2,740
CLAY	5,262	JEFFERSON	3,001	MONROE	3,041	WAYNE	3,987
CLINTON	7,495	JESSAMINE	2,993	MONTGOMERY	4,497	WEBSTER	5,939
CRITTENDEN	5,103	JOHNSON	3,389	MORGAN	3,323	WHITLEY	5,362
CUMBERLAND	5,218	KENTON	3,630	MUHLENBERG	5,304	WOLFE	5,462
DAVISS	1,786	KNOTT	7,323	NELSON	3,923	WOODFORD	2,515



**CHFS**


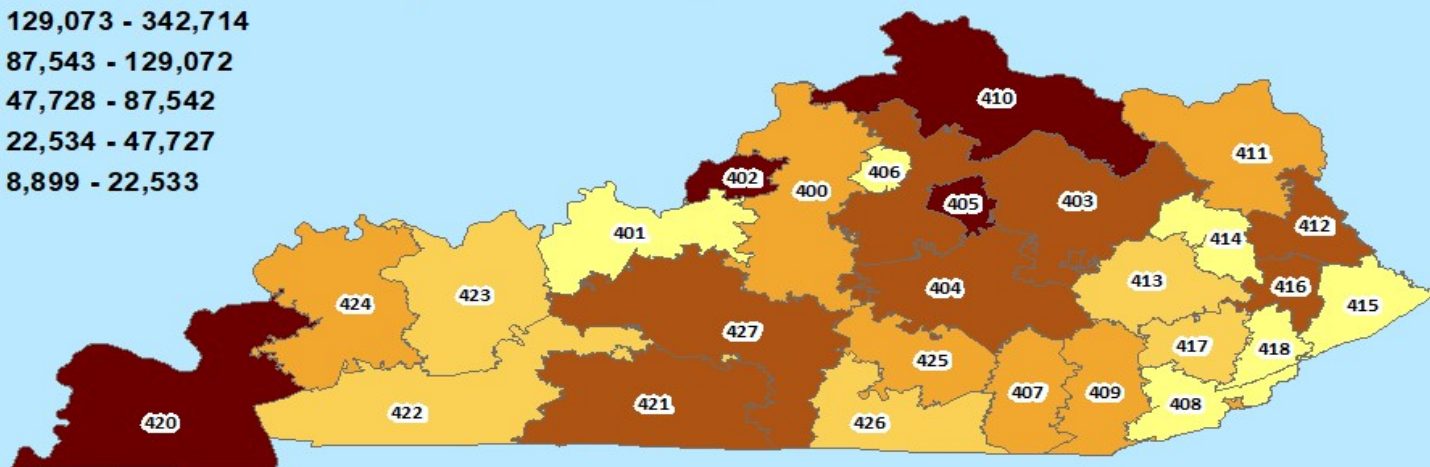
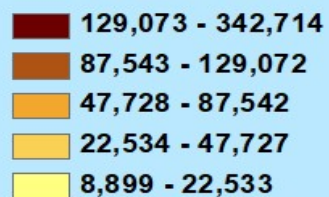
KENTUCKY  
Cabinet for Health and  
Family Services

TEAM  
**KENTUCKY**<sup>TM</sup>

# Diazepam Prescribing Q1 2021

## Diazepam Doses by Prescriber Address

Kentucky Three Digit Zip Code Areas  
Number of Doses for Qtr 1 (Jan 01 - Mar 31) 2021



**CHFS**

KENTUCKY  
Cabinet for Health and  
Family Services

TEAM  
**KENTUCKY**<sup>TM</sup>

# Diazepam Prescribing Q1 2021

3 Digit Zip	Doses By Prescriber Zip-Actual Number of Diazepam Doses for Quarter 1, 2021
400	66,467
401	18,308
402	342,714
403	127,512
404	106,648
405	246,452
406	11,505
407	71,612
408	8,942
409	72,749
410	234,107
411	87,542
412	107,514
413	47,727
414	22,533
415	10,381
416	97,620
417	40,933
418	8,899
420	216,717
421	127,328
422	46,499
423	42,155
424	77,848
425	69,225
426	30,411
427	129,072
<b>Totals</b>	<b>2,469,420</b>



**CHFS**


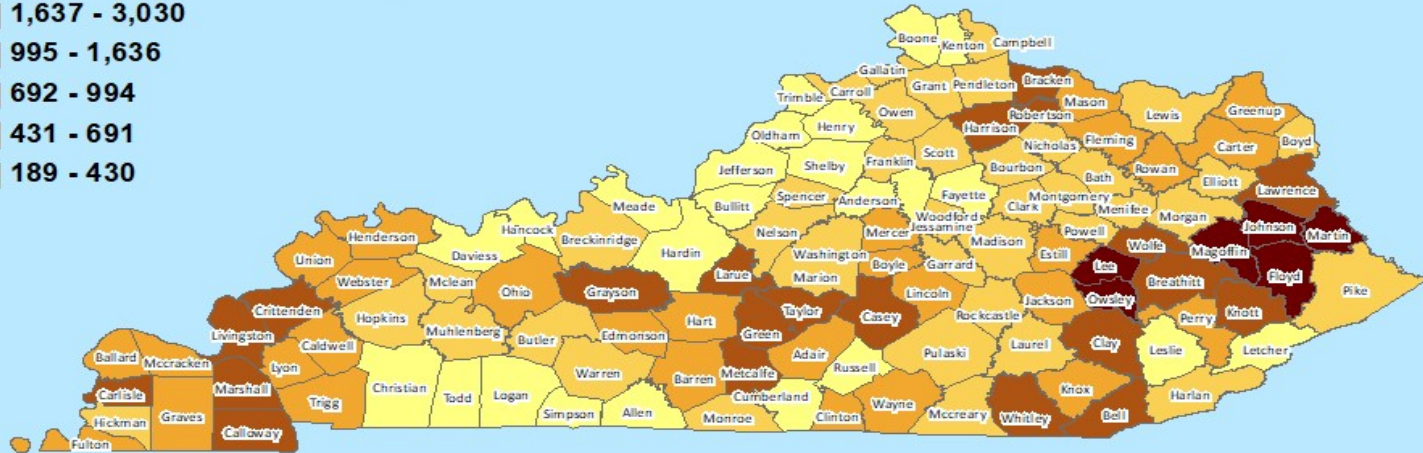

KENTUCKY  
Cabinet for Health and  
Family Services

TEAM  
**KENTUCKY**<sup>TM</sup>

# Diazepam Usage Q1 2021

## Diazepam Doses per 1000 by Patient Address

Doses per 1000 by Patient Address  
Quarter 1 (Jan 01 - Mar 31) 2021



# Diazepam Usage Q1 2021

Actual Number of Diazepam Doses for Quarter 1, 2021							
COUNTY	# DOSES	COUNTY	# DOSES	COUNTY	# DOSES	COUNTY	# DOSES
ADAIR	19,160	EDMONSON	10,012	KNOX	27,812	NICHOLAS	3,251
ALLEN	8,662	ELLIOTT	4,571	LARUE	23,057	OHIO	18,287
ANDERSON	8,680	ESTILL	11,347	LAUREL	32,245	OLDHAM	12,396
BALLARD	5,680	FAYETTE	112,712	LAWRENCE	19,620	OWEN	4,911
BARREN	31,132	FLEMING	10,847	LEE	15,870	OWSLEY	13,608
BATH	8,284	FLOYD	94,654	LESLIE	3,454	PENDLETON	9,792
BELL	39,182	FRANKLIN	23,292	LETCHER	8,568	PERRY	24,471
BOONE	54,149	FULTON	5,971	LEWIS	9,001	PIKE	34,539
BOURBON	9,607	GALLATIN	4,615	LINCOLN	20,145	POWELL	7,787
BOYD	23,004	GARRARD	10,326	LIVINGSTON	11,411	PULASKI	41,899
BOYLE	23,112	GRANT	16,084	LOGAN	11,427	ROBERTSON	3,515
BRACKEN	11,466	GRAVES	34,051	LYON	6,385	ROCKCASTLE	10,013
BREATHITT	14,888	GRAYSON	28,161	MADISON	45,061	ROWAN	18,963
BRECKINRIDGE	11,590	GREEN	12,528	MAGOFFIN	26,295	RUSSELL	5,789
BULLITT	23,829	GREENUP	35,082	MARION	12,907	SCOTT	28,447
BUTLER	6,763	HANCOCK	2,527	MARSHALL	35,942	SHELBY	17,438
CALDWELL	11,650	HARDIN	38,178	MARTIN	26,281	SIMPSON	5,717
CALLOWAY	43,607	HARLAN	13,772	MASON	11,977	SPENCER	11,136
CAMPBELL	50,636	HARRISON	21,286	MCCRACKEN	57,402	TAYLOR	31,429
CARLISLE	5,847	HART	16,251	MCCREARY	10,871	TODD	3,956
CARROLL	6,668	HENDERSON	43,632	MCLEAN	5,909	TRIGG	10,642
CARTER	23,272	HENRY	5,311	MEADE	6,331	TRIMBLE	2,056
CASEY	16,777	HICKMAN	2,658	MENIFEE	3,054	UNION	10,656
CHRISTIAN	27,506	HOPKINS	22,576	MERCER	16,419	WARREN	58,521
CLARK	18,662	JACKSON	9,462	METCALFE	12,566	WASHINGTON	6,605
CLAY	25,843	JEFFERSON	251,358	MONROE	7,312	WAYNE	14,948
CLINTON	9,982	JESSAMINE	24,060	MONTGOMERY	17,190	WEBSTER	9,953
CRITTENDEN	9,689	JOHNSON	61,810	MORGAN	6,827	WHITLEY	39,249
CUMBERLAND	2,093	KENTON	67,953	MUHLENBERG	15,306	WOLFE	9,027
DAVIESS	30,169	KNOTT	16,354	NELSON	25,255	WOODFORD	10,309
						<b>TOTAL</b>	<b>2,604,240</b>



**CHFS**

KENTUCKY  
Cabinet for Health and  
Family Services

TEAM  
**KENTUCKY**<sup>TM</sup>

# Per 1000 Diazepam Usage Q1 2021

Actual Number of Diazepam Doses per 1,000 Residents for Quarter 1, 2021							
COUNTY	PER 1000	COUNTY	PER 1000	COUNTY	PER 1000	COUNTY	PER 1000
ADAIR	994	EDMONSON	826	KNOX	878	NICHOLAS	459
ALLEN	420	ELLIOTT	602	LARUE	1,636	OHIO	750
ANDERSON	392	ESTILL	793	LAUREL	535	OLDHAM	189
BALLARD	705	FAYETTE	354	LAWRENCE	1,237	OWEN	461
BARREN	708	FLEMING	748	LEE	2,412	OWSLEY	3,030
BATH	672	FLOYD	2,551	LESLIE	328	PENDLETON	673
BELL	1,445	FRANKLIN	461	LETCHER	376	PERRY	895
BOONE	421	FULTON	966	LEWIS	670	PIKE	570
BOURBON	480	GALLATIN	536	LINCOLN	827	POWELL	633
BOYD	478	GARRARD	597	LIVINGSTON	1,231	PULASKI	655
BOYLE	770	GRANT	645	LOGAN	430	ROBERTSON	1,631
BRACKEN	1,365	GRAVES	916	LYON	791	ROCKCASTLE	594
BREATHITT	1,121	GRAYSON	1,076	MADISON	503	ROWAN	776
BRECKINRIDGE	581	GREEN	1,133	MAGOFFIN	2,073	RUSSELL	327
BULLITT	301	GREENUP	977	MARION	672	SCOTT	527
BUTLER	527	HANCOCK	287	MARSHALL	1,146	SHELBY	376
CALDWELL	927	HARDIN	356	MARTIN	2,190	SIMPSON	316
CALLOWAY	1,135	HARLAN	507	MASON	697	SPENCER	609
CAMPBELL	549	HARRISON	1,142	MCCRACKEN	881	TAYLOR	1,238
CARLISLE	1,204	HART	872	MCCREARY	621	TODD	322
CARROLL	624	HENDERSON	943	MCLEAN	624	TRIGG	746
CARTER	860	HENRY	336	MEADE	225	TRIMBLE	239
CASEY	1,061	HICKMAN	574	MENIFEE	477	UNION	716
CHRISTIAN	380	HOPKINS	492	MERCER	764	WARREN	466
CLARK	521	JACKSON	708	METCALFE	1,254	WASHINGTON	542
CLAY	1,244	JEFFERSON	328	MONROE	691	WAYNE	731
CLINTON	981	JESSAMINE	460	MONTGOMERY	619	WEBSTER	747
CRITTENDEN	1,055	JOHNSON	2,690	MORGAN	513	WHITLEY	1,087
CUMBERLAND	311	KENTON	412	MUHLENBERG	493	WOLFE	1,261
DAVISS	303	KNOTT	1,052	NELSON	554	WOODFORD	395



**CHFS**

KENTUCKY  
Cabinet for Health and  
Family Services

TEAM  
**KENTUCKY**<sup>TM</sup>

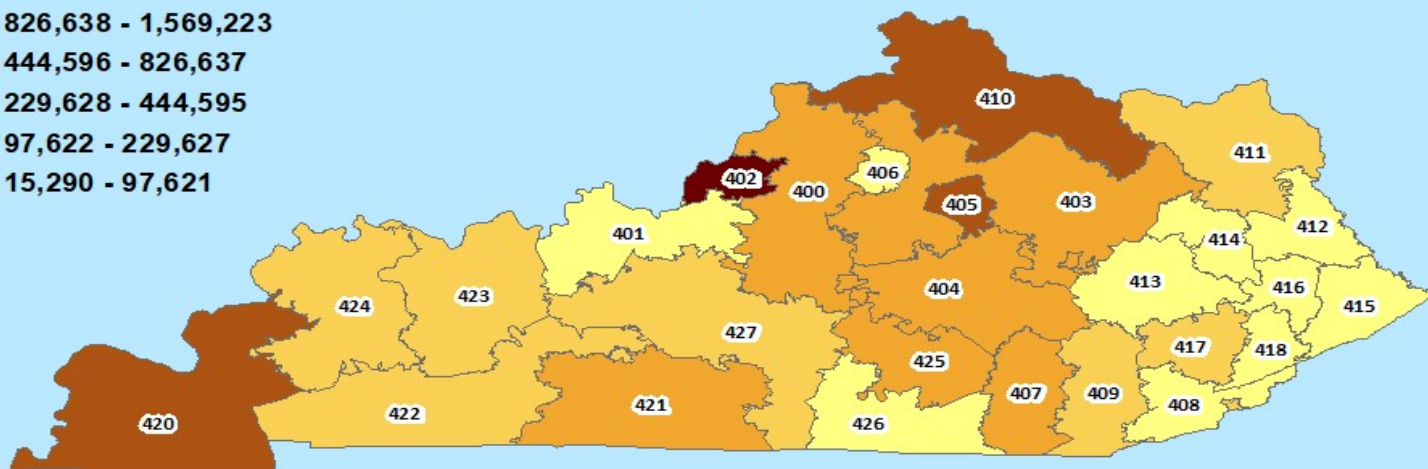


# Alprazolam Prescribing Q1 2021

## Alprazolam Doses by Prescriber Address

Kentucky Three Digit Zip Code Areas  
Number of Doses for Qtr 1 (Jan 01 - Mar 31) 2021

- 826,638 - 1,569,223
- 444,596 - 826,637
- 229,628 - 444,595
- 97,622 - 229,627
- 15,290 - 97,621



0 15 30 60 90 120 150 Miles



**CHFS**

KENTUCKY  
Cabinet for Health and  
Family Services

TEAM  
**KENTUCKY**<sup>TM</sup>

# Alprazolam Prescribing Q1 2021

3 Digit Zip	Doses By Prescriber Zip-Actual Number of Alprazolam Doses for Quarter 1, 2021
400	275,215
401	91,629
402	1,569,223
403	444,595
404	264,101
405	826,637
406	55,713
407	246,124
408	34,089
409	169,745
410	585,109
411	201,513
412	78,761
413	82,197
414	34,998
415	15,290
416	97,621
417	146,869
418	21,644
420	725,025
421	269,881
422	186,626
423	138,253
424	195,933
425	271,448
426	82,652
427	229,627
<b>Totals</b>	<b>7,340,518</b>



**CHFS**


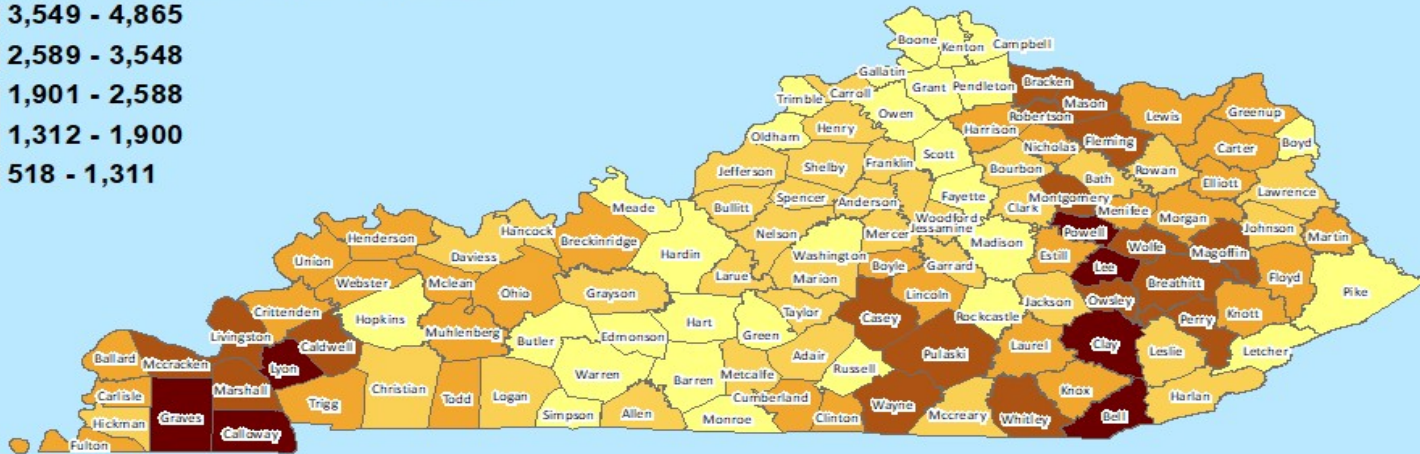

KENTUCKY  
Cabinet for Health and  
Family Services

TEAM  
**KENTUCKY**<sup>TM</sup>

# Alprazolam Usage Q1 2021

## Alprazolam Doses per 1000 by Patient Address

Doses per 1000 by Patient Address  
Quarter 1 (Jan 01 - Mar 31) 2021



**CHFS**

KENTUCKY  
Cabinet for Health and  
Family Services

TEAM  
**KENTUCKY**<sup>TM</sup>

# Alprazolam Usage Q1 2021

Actual Number of Alprazolam Doses for Quarter 1, 2021							
COUNTY	# DOSES	COUNTY	# DOSES	COUNTY	# DOSES	COUNTY	# DOSES
ADAIR	33,966	EDMONSON	14,536	KNOX	65,490	NICHOLAS	14,433
ALLEN	31,029	ELLIOTT	16,036	LARUE	21,564	OHIO	52,164
ANDERSON	35,959	ESTILL	32,387	LAUREL	122,964	OLDHAM	76,192
BALLARD	15,807	FAYETTE	415,958	LAWRENCE	23,823	OWEN	12,024
BARREN	56,700	FLEMING	46,765	LEE	29,511	OWSLEY	12,523
BATH	23,425	FLOYD	82,385	LESLIE	15,215	PENDLETON	16,332
BELL	109,973	FRANKLIN	86,791	LETCHER	17,954	PERRY	97,024
BOONE	136,203	FULTON	14,566	LEWIS	26,039	PIKE	65,766
BOURBON	35,084	GALLATIN	9,590	LINCOLN	62,822	POWELL	53,069
BOYD	56,245	GARRARD	32,607	LIVINGSTON	30,064	PULASKI	198,713
BOYLE	60,588	GRANT	18,513	LOGAN	39,188	ROBERTSON	6,861
BRACKEN	25,116	GRAVES	142,656	LYON	39,258	ROCKCASTLE	21,332
BREATHITT	41,153	GRAYSON	40,509	MADISON	113,694	ROWAN	35,843
BRECKINRIDGE	46,268	GREEN	12,745	MAGOFFIN	36,159	RUSSELL	9,177
BULLITT	141,906	GREENUP	88,809	MARION	31,093	SCOTT	70,767
BUTLER	15,150	HANCOCK	16,340	MARSHALL	96,720	SHELBY	69,032
CALDWELL	35,577	HARDIN	114,670	MARTIN	28,651	SIMPSON	21,151
CALLOWAY	147,377	HARLAN	47,206	MASON	50,251	SPENCER	29,300
CAMPBELL	118,277	HARRISON	42,154	MCCRACKEN	186,824	TAYLOR	47,573
CARLISLE	12,235	HART	23,773	MCCREARY	30,307	TODD	28,552
CARROLL	17,615	HENDERSON	110,293	MCLEAN	18,980	TRIGG	29,465
CARTER	53,838	HENRY	22,909	MEADE	29,471	TRIMBLE	10,079
CASEY	46,129	HICKMAN	8,242	MENIFEE	13,969	UNION	33,514
CHRISTIAN	106,950	HOPKINS	57,972	MERCER	30,339	WARREN	120,209
CLARK	61,764	JACKSON	20,177	METCALFE	14,959	WASHINGTON	14,335
CLAY	75,727	JEFFERSON	1,325,211	MONROE	12,898	WAYNE	69,932
CLINTON	22,930	JESSAMINE	80,190	MONTGOMERY	82,812	WEBSTER	26,772
CRITTENDEN	19,132	JOHNSON	39,244	MORGAN	29,497	WHITLEY	116,975
CUMBERLAND	14,053	KENTON	163,119	MUHLENBERG	63,341	WOLFE	22,287
DAVISS	142,093	KNOTT	40,235	NELSON	72,680	WOODFORD	44,643
						<b>TOTAL</b>	<b>7,767,433</b>



**CHFS**

KENTUCKY  
Cabinet for Health and  
Family Services

TEAM  
**KENTUCKY**<sup>TM</sup>

# Per 1000 Alprazolam Usage Q1 2021

Actual Number of Alprazolam Doses per 1,000 Residents for Quarter 1, 2021							
COUNTY	PER 1000	COUNTY	PER 1000	COUNTY	PER 1000	COUNTY	PER 1000
ADAIR	1,762	EDMONSON	1,200	KNOX	2,067	NICHOLAS	2,037
ALLEN	1,504	ELLIOTT	2,113	LARUE	1,530	OHIO	2,140
ANDERSON	1,623	ESTILL	2,264	LAUREL	2,041	OLDHAM	1,162
BALLARD	1,963	FAYETTE	1,306	LAWRENCE	1,502	OWEN	1,130
BARREN	1,289	FLEMING	3,224	LEE	4,485	OWSLEY	2,788
BATH	1,900	FLOYD	2,220	LESLIE	1,444	PENDLETON	1,122
BELL	4,056	FRANKLIN	1,717	LETCHER	788	PERRY	3,548
BOONE	1,060	FULTON	2,357	LEWIS	1,937	PIKE	1,086
BOURBON	1,752	GALLATIN	1,114	LINCOLN	2,578	POWELL	4,312
BOYD	1,169	GARRARD	1,886	LIVINGSTON	3,243	PULASKI	3,107
BOYLE	2,018	GRANT	743	LOGAN	1,474	ROBERTSON	3,184
BRACKEN	2,990	GRAVES	3,837	LYON	4,865	ROCKCASTLE	1,266
BREATHITT	3,098	GRAYSON	1,547	MADISON	1,270	ROWAN	1,466
BRECKINRIDGE	2,318	GREEN	1,152	MAGOFFIN	2,851	RUSSELL	518
BULLITT	1,793	GREENUP	2,474	MARION	1,619	SCOTT	1,311
BUTLER	1,179	HANCOCK	1,855	MARSHALL	3,084	SHELBY	1,488
CALDWELL	2,831	HARDIN	1,069	MARTIN	2,387	SIMPSON	1,170
CALLOWAY	3,834	HARLAN	1,738	MASON	2,923	SPENCER	1,603
CAMPBELL	1,283	HARRISON	2,261	MCCRACKEN	2,867	TAYLOR	1,873
CARLISLE	2,520	HART	1,276	MCCREARY	1,731	TODD	2,322
CARROLL	1,649	HENDERSON	2,385	MCLEAN	2,003	TRIGG	2,066
CARTER	1,991	HENRY	1,448	MEADE	1,048	TRIMBLE	1,169
CASEY	2,917	HICKMAN	1,781	MENIFEE	2,180	UNION	2,252
CHRISTIAN	1,478	HOPKINS	1,263	MERCER	1,413	WARREN	958
CLARK	1,724	JACKSON	1,509	METCALFE	1,493	WASHINGTON	1,176
CLAY	3,647	JEFFERSON	1,732	MONROE	1,218	WAYNE	3,419
CLINTON	2,253	JESSAMINE	1,532	MONTGOMERY	2,982	WEBSTER	2,011
CRITTENDEN	2,082	JOHNSON	1,708	MORGAN	2,218	WHITLEY	3,241
CUMBERLAND	2,086	KENTON	989	MUHLENBERG	2,041	WOLFE	3,113
DAVISS	1,426	KNOTT	2,588	NELSON	1,595	WOODFORD	1,709



**CHFS**

KENTUCKY  
Cabinet for Health and  
Family Services

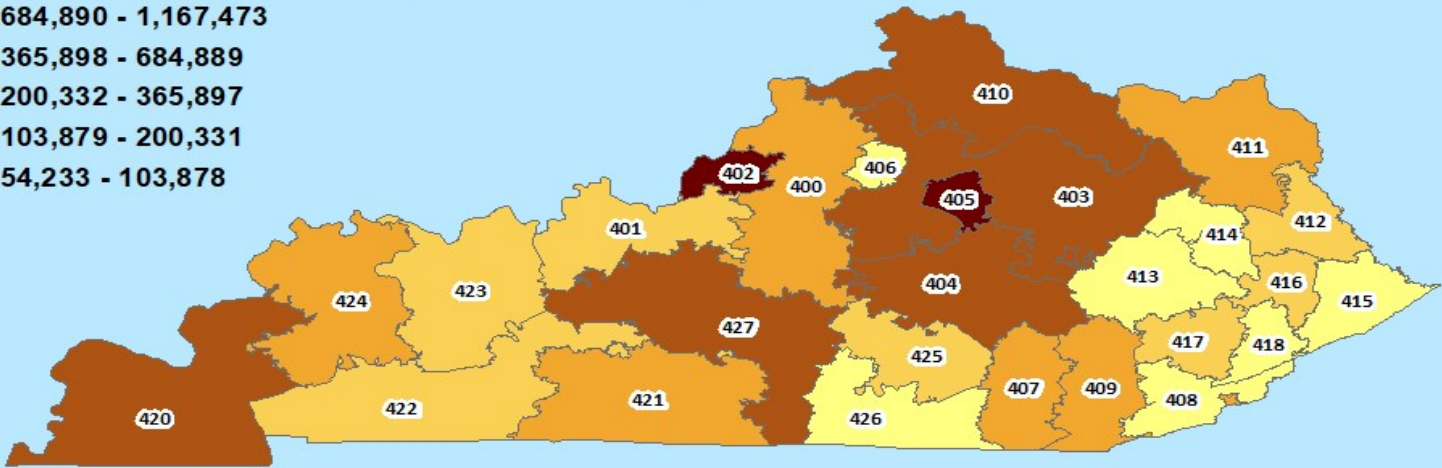
TEAM  
**KENTUCKY**<sup>TM</sup>

# Tramadol Prescribing Q1 2021

## Tramadol Doses by Prescriber Address

Kentucky Three Digit Zip Code Areas  
Number of Doses for Qtr 1 (Jan 01 - Mar 31) 2021

- 684,890 - 1,167,473
- 365,898 - 684,889
- 200,332 - 365,897
- 103,879 - 200,331
- 54,233 - 103,878



0 15 30 60 90 120 150 Miles



**CHFS**

KENTUCKY  
Cabinet for Health and  
Family Services

TEAM  
**KENTUCKY**<sup>TM</sup>

# Tramadol Prescribing Q1 2021

3 Digit Zip	Doses By Prescriber Zip-Actual Number of Tramadol Doses for Quarter 1, 2021
400	266,811
401	119,675
402	1,163,529
403	538,522
404	440,296
405	1,167,473
406	76,220
407	311,840
408	91,820
409	251,073
410	684,889
411	317,260
412	179,961
413	67,261
414	84,668
415	54,233
416	125,844
417	167,631
418	75,703
420	466,577
421	365,897
422	128,262
423	125,634
424	259,711
425	200,331
426	103,878
427	392,296
<b>Totals</b>	<b>8,227,295</b>



**CHFS**



KENTUCKY  
Cabinet for Health and  
Family Services

TEAM  
**KENTUCKY**<sup>TM</sup>

# Tramadol Usage Q1 2021

## Tramadol Doses per 1000 by Patient Address

Doses per 1000 by Patient Address  
Quarter 1 (Jan 01 - Mar 31) 2021



**CHFS**

KENTUCKY  
Cabinet for Health and  
Family Services

TEAM  
**KENTUCKY**<sup>TM</sup>



# Tramadol Usage Q1 2021

Actual Number of Tramadol Doses for Quarter 1, 2021							
COUNTY	# DOSES	COUNTY	# DOSES	COUNTY	# DOSES	COUNTY	# DOSES
ADAIR	31,686	EDMONSON	19,488	KNOX	103,023	NICHOLAS	20,851
ALLEN	35,735	ELLIOTT	9,673	LARUE	31,723	OHIO	72,981
ANDERSON	59,335	ESTILL	51,911	LAUREL	169,017	OLDHAM	75,172
BALLARD	14,213	FAYETTE	494,463	LAWRENCE	56,312	OWEN	21,016
BARREN	60,955	FLEMING	39,386	LEE	18,820	OWSLEY	14,751
BATH	33,692	FLOYD	128,075	LESLIE	28,309	PENDLETON	23,929
BELL	112,437	FRANKLIN	108,710	LETCHER	48,892	PERRY	92,416
BOONE	190,924	FULTON	12,349	LEWIS	39,982	PIKE	124,212
BOURBON	47,493	GALLATIN	15,546	LINCOLN	79,075	POWELL	31,964
BOYD	80,092	GARRARD	39,781	LIVINGSTON	20,272	PULASKI	211,275
BOYLE	86,732	GRANT	37,650	LOGAN	43,322	ROBERTSON	5,907
BRACKEN	25,360	GRAVES	84,307	LYON	21,134	ROCKCASTLE	48,907
BREATHITT	33,078	GRAYSON	90,923	MADISON	228,668	ROWAN	61,074
BRECKINRIDGE	44,880	GREEN	30,636	MAGOFFIN	47,449	RUSSELL	10,053
BULLITT	120,986	GREENUP	151,983	MARION	35,679	SCOTT	114,089
BUTLER	24,640	HANCOCK	18,058	MARSHALL	65,210	SHELBY	82,404
CALDWELL	35,147	HARDIN	211,660	MARTIN	53,644	SIMPSON	31,025
CALLOWAY	71,215	HARLAN	119,978	MASON	33,392	SPENCER	37,445
CAMPBELL	111,035	HARRISON	46,141	MCCRACKEN	127,041	TAYLOR	75,136
CARLISLE	14,358	HART	30,286	MCCREARY	38,401	TODD	18,924
CARROLL	29,469	HENDERSON	108,537	MCLEAN	19,381	TRIGG	31,291
CARTER	73,672	HENRY	32,121	MEADE	36,182	TRIMBLE	18,691
CASEY	42,688	HICKMAN	7,201	MENIFEE	20,776	UNION	35,329
CHRISTIAN	70,415	HOPKINS	85,943	MERCER	56,722	WARREN	156,313
CLARK	72,859	JACKSON	37,106	METCALFE	19,121	WASHINGTON	24,920
CLAY	72,349	JEFFERSON	857,345	MONROE	14,300	WAYNE	66,072
CLINTON	23,241	JESSAMINE	113,696	MONTGOMERY	96,068	WEBSTER	34,041
CRITTENDEN	19,892	JOHNSON	91,407	MORGAN	68,638	WHITLEY	139,832
CUMBERLAND	8,688	KENTON	194,311	MUHLENBERG	65,303	WOLFE	22,009
DAVISS	138,039	KNOTT	65,203	NELSON	82,204	WOODFORD	65,089
						<b>TOTAL</b>	<b>8,654,357</b>



**CHFS**

KENTUCKY  
Cabinet for Health and  
Family Services

TEAM  
**KENTUCKY**<sup>TM</sup>

# Per 1000 Tramadol Usage Q1 2021

Actual Number of Tramadol Doses per 1,000 Residents for Quarter 1, 2021							
COUNTY	PER 1000	COUNTY	PER 1000	COUNTY	PER 1000	COUNTY	PER 1000
ADAIR	1,643	EDMONSON	1,609	KNOX	3,251	NICHOLAS	2,943
ALLEN	1,732	ELLIOTT	1,275	LARUE	2,250	OHIO	2,994
ANDERSON	2,678	ESTILL	3,628	LAUREL	2,805	OLDHAM	1,147
BALLARD	1,765	FAYETTE	1,553	LAWRENCE	3,550	OWEN	1,975
BARREN	1,386	FLEMING	2,715	LEE	2,860	OWSLEY	3,285
BATH	2,733	FLOYD	3,451	LESLIE	2,686	PENDLETON	1,643
BELL	4,146	FRANKLIN	2,150	LETCHER	2,147	PERRY	3,380
BOONE	1,485	FULTON	1,999	LEWIS	2,974	PIKE	2,051
BOURBON	2,371	GALLATIN	1,806	LINCOLN	3,245	POWELL	2,597
BOYD	1,664	GARRARD	2,301	LIVINGSTON	2,187	PULASKI	3,303
BOYLE	2,889	GRANT	1,511	LOGAN	1,629	ROBERTSON	2,741
BRACKEN	3,019	GRAVES	2,267	LYON	2,619	ROCKCASTLE	2,902
BREATHITT	2,490	GRAYSON	3,472	MADISON	2,554	ROWAN	2,498
BRECKINRIDGE	2,248	GREEN	2,770	MAGOFFIN	3,741	RUSSELL	567
BULLITT	1,529	GREENUP	4,234	MARION	1,858	SCOTT	2,114
BUTLER	1,918	HANCOCK	2,050	MARSHALL	2,079	SHELBY	1,776
CALDWELL	2,797	HARDIN	1,972	MARTIN	4,470	SIMPSON	1,716
CALLOWAY	1,853	HARLAN	4,416	MASON	1,943	SPENCER	2,049
CAMPBELL	1,204	HARRISON	2,475	MCCRACKEN	1,950	TAYLOR	2,958
CARLISLE	2,957	HART	1,626	MCCREARY	2,193	TODD	1,539
CARROLL	2,760	HENDERSON	2,347	MCLEAN	2,045	TRIGG	2,194
CARTER	2,724	HENRY	2,031	MEADE	1,286	TRIMBLE	2,168
CASEY	2,699	HICKMAN	1,556	MENIFEE	3,242	UNION	2,374
CHRISTIAN	973	HOPKINS	1,872	MERCER	2,641	WARREN	1,245
CLARK	2,034	JACKSON	2,776	METCALFE	1,909	WASHINGTON	2,044
CLAY	3,484	JEFFERSON	1,120	MONROE	1,351	WAYNE	3,230
CLINTON	2,284	JESSAMINE	2,172	MONTGOMERY	3,459	WEBSTER	2,556
CRITTENDEN	2,165	JOHNSON	3,978	MORGAN	5,162	WHITLEY	3,874
CUMBERLAND	1,289	KENTON	1,178	MUHLENBERG	2,105	WOLFE	3,074
DAVISS	1,385	KNOTT	4,195	NELSON	1,804	WOODFORD	2,492



**CHFS**


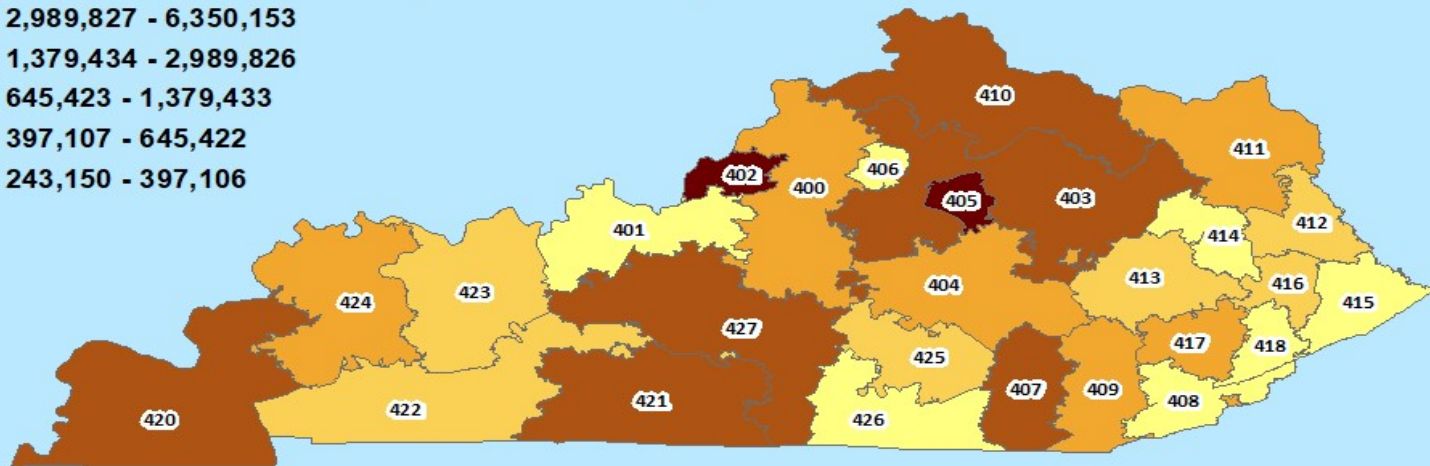
KENTUCKY  
Cabinet for Health and  
Family Services

TEAM  
**KENTUCKY**<sup>TM</sup>

# Gabapentin Prescribing Q1 2021

## Gabapentin Doses by Prescriber Address

Kentucky Three Digit Zip Code Areas  
Number of Doses for Qtr 1 (Jan 01 - Mar 31) 2021



**CHFS**

KENTUCKY  
Cabinet for Health and  
Family Services

TEAM  
**KENTUCKY**<sup>TM</sup>

# Gabapentin Prescribing Q1 2021

3 Digit Zip	Doses By Prescriber Zip-Actual Number of Gabapentin Doses for Quarter 1, 2021
400	955,569
401	397,106
402	6,350,153
403	2,175,469
404	1,379,433
405	4,666,981
406	269,485
407	1,784,707
408	300,258
409	902,318
410	2,989,826
411	1,086,445
412	605,396
413	598,445
414	284,872
415	243,150
416	613,583
417	1,093,949
418	310,487
420	2,192,814
421	2,273,295
422	645,422
423	627,150
424	955,783
425	527,307
426	348,485
427	1,705,330
<b>Totals</b>	<b>36,283,218</b>



**CHFS**



KENTUCKY  
Cabinet for Health and  
Family Services

TEAM  
**KENTUCKY**<sup>TM</sup>

# Gabapentin Usage Q1 2021

## Gabapentin Doses per 1000 by Patient Address

Doses per 1000 by Patient Address  
Quarter 1 (Jan 01 - Mar 31) 2021



**CHFS**

KENTUCKY  
Cabinet for Health and  
Family Services

TEAM  
**KENTUCKY**<sup>TM</sup>

# Gabapentin Usage Q1 2021

Actual Number of Gabapentin Doses for Quarter 1, 2021							
COUNTY	# DOSES	COUNTY	# DOSES	COUNTY	# DOSES	COUNTY	# DOSES
ADAIR	161,828	EDMONSON	101,167	KNOX	506,567	NICHOLAS	106,087
ALLEN	208,548	ELLIOTT	42,255	LARUE	137,994	OHIO	252,105
ANDERSON	201,048	ESTILL	262,530	LAUREL	724,858	OLDHAM	290,662
BALLARD	60,591	FAYETTE	1,703,426	LAWRENCE	215,168	OWEN	90,328
BARREN	402,591	FLEMING	143,463	LEE	143,998	OWSLEY	137,293
BATH	172,977	FLOYD	754,143	LESLIE	134,990	PENDLETON	120,443
BELL	393,016	FRANKLIN	385,812	LETCHER	436,616	PERRY	627,415
BOONE	756,288	FULTON	65,396	LEWIS	155,346	PIKE	624,283
BOURBON	229,562	GALLATIN	68,200	LINCOLN	227,202	POWELL	235,209
BOYD	289,403	GARRARD	137,262	LIVINGSTON	114,373	PULASKI	604,129
BOYLE	233,457	GRANT	202,652	LOGAN	278,982	ROBERTSON	21,696
BRACKEN	85,941	GRAVES	401,443	LYON	81,167	ROCKCASTLE	155,416
BREATHITT	236,906	GRAYSON	388,159	MADISON	793,866	ROWAN	160,695
BRECKINRIDGE	164,024	GREEN	93,095	MAGOFFIN	258,895	RUSSELL	62,360
BULLITT	527,520	GREENUP	482,172	MARION	173,475	SCOTT	332,629
BUTLER	131,708	HANCOCK	53,250	MARSHALL	315,833	SHELBY	325,234
CALDWELL	151,029	HARDIN	835,496	MARTIN	225,481	SIMPSON	150,120
CALLOWAY	304,659	HARLAN	460,127	MASON	135,633	SPENCER	168,782
CAMPBELL	554,383	HARRISON	232,657	MCCRACKEN	633,961	TAYLOR	272,080
CARLISLE	44,709	HART	163,573	MCCREARY	190,462	TODD	103,273
CARROLL	120,044	HENDERSON	355,984	MCLEAN	103,186	TRIGG	133,145
CARTER	225,967	HENRY	144,930	MEADE	155,559	TRIMBLE	58,191
CASEY	126,606	HICKMAN	32,917	MENIFEE	88,193	UNION	116,970
CHRISTIAN	437,787	HOPKINS	451,453	MERCER	194,376	WARREN	888,576
CLARK	407,924	JACKSON	211,490	METCALFE	127,350	WASHINGTON	98,389
CLAY	549,913	JEFFERSON	4,703,090	MONROE	113,656	WAYNE	206,786
CLINTON	104,737	JESSAMINE	441,786	MONTGOMERY	354,459	WEBSTER	145,254
CRITTENDEN	96,712	JOHNSON	387,862	MORGAN	179,280	WHITLEY	816,730
CUMBERLAND	65,855	KENTON	838,584	MUHLENBERG	430,409	WOLFE	129,019
DAVIESS	438,680	KNOTT	306,332	NELSON	391,953	WOODFORD	195,486
						<b>TOTAL</b>	<b>38,387,192</b>



**CHFS**

KENTUCKY  
Cabinet for Health and  
Family Services

TEAM  
**KENTUCKY**<sup>TM</sup>

# Per 1000 Gabapentin Usage Q1 2021

Actual Number of Gabapentin Doses per 1,000 Residents for Quarter 1, 2021							
COUNTY	PER 1000	COUNTY	PER 1000	COUNTY	PER 1000	COUNTY	PER 1000
ADAIR	8,394	EDMONSON	8,351	KNOX	15,987	NICHOLAS	14,976
ALLEN	10,108	ELLIOTT	5,569	LARUE	9,790	OHIO	10,341
ANDERSON	9,073	ESTILL	18,350	LAUREL	12,031	OLDHAM	4,434
BALLARD	7,523	FAYETTE	5,349	LAWRENCE	13,564	OWEN	8,488
BARREN	9,151	FLEMING	9,889	LEE	21,884	OWSLEY	30,571
BATH	14,032	FLOYD	20,322	LESLIE	12,810	PENDLETON	8,272
BELL	14,493	FRANKLIN	7,631	LETCHER	19,173	PERRY	22,946
BOONE	5,884	FULTON	10,584	LEWIS	11,557	PIKE	10,309
BOURBON	11,461	GALLATIN	7,922	LINCOLN	9,322	POWELL	19,110
BOYD	6,013	GARRARD	7,938	LIVINGSTON	12,339	PULASKI	9,446
BOYLE	7,777	GRANT	8,131	LOGAN	10,491	ROBERTSON	10,068
BRACKEN	10,231	GRAVES	10,797	LYON	10,059	ROCKCASTLE	9,224
BREATHITT	17,834	GRAYSON	14,824	MADISON	8,865	ROWAN	6,572
BRECKINRIDGE	8,217	GREEN	8,417	MAGOFFIN	20,411	RUSSELL	3,519
BULLITT	6,665	GREENUP	13,434	MARION	9,033	SCOTT	6,163
BUTLER	10,254	HANCOCK	6,044	MARSHALL	10,070	SHELBY	7,008
CALDWELL	12,017	HARDIN	7,785	MARTIN	18,787	SIMPSON	8,302
CALLOWAY	7,926	HARLAN	16,936	MASON	7,890	SPENCER	9,236
CAMPBELL	6,012	HARRISON	12,478	MCCRACKEN	9,729	TAYLOR	10,713
CARLISLE	9,209	HART	8,781	MCCREARY	10,877	TODD	8,400
CARROLL	11,241	HENDERSON	7,696	MCLEAN	10,890	TRIGG	9,334
CARTER	8,355	HENRY	9,162	MEADE	5,531	TRIMBLE	6,751
CASEY	8,005	HICKMAN	7,114	MENIFEE	13,763	UNION	7,861
CHRISTIAN	6,051	HOPKINS	9,835	MERCER	9,050	WARREN	7,078
CLARK	11,388	JACKSON	15,821	METCALFE	12,712	WASHINGTON	8,072
CLAY	26,481	JEFFERSON	6,145	MONROE	10,734	WAYNE	10,110
CLINTON	10,292	JESSAMINE	8,438	MONTGOMERY	12,764	WEBSTER	10,908
CRITTENDEN	10,526	JOHNSON	16,880	MORGAN	13,482	WHITLEY	22,627
CUMBERLAND	9,774	KENTON	5,084	MUHLENBERG	13,872	WOLFE	18,022
DAVISS	4,401	KNOTT	19,707	NELSON	8,603	WOODFORD	7,483



**CHFS**

KENTUCKY  
Cabinet for Health and  
Family Services

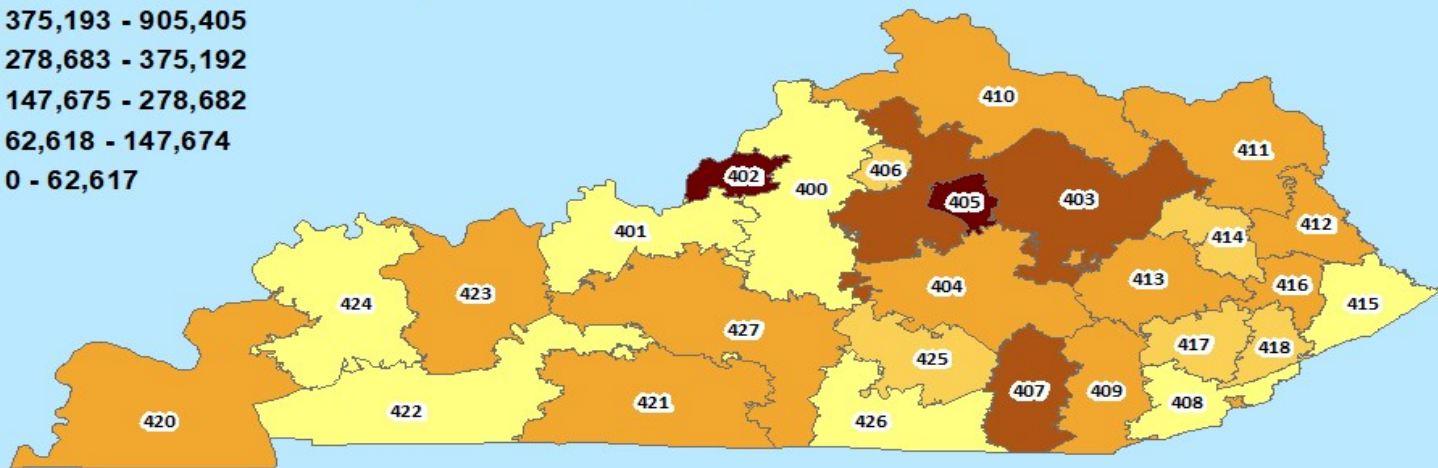
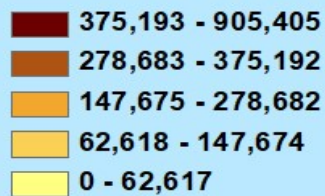
TEAM  
**KENTUCKY**<sup>TM</sup>

# Buprenorphine/Naloxone Prescribing Q1 2021

## Buprenorphine/Naloxone Doses by Prescriber Address

Kentucky Three Digit Zip Code Areas

Number of Doses for Qtr 1 (Jan 01 - Mar 31) 2021



**CHFS**

KENTUCKY  
Cabinet for Health and  
Family Services

TEAM  
**KENTUCKY**<sup>TM</sup>



# Buprenorphine/Naloxone Prescribing Q1 2021

3 Digit Zip	Doses By Prescriber Zip-Actual Number of Buprenorphine/Naloxone Doses for Quarter 1, 2021
400	60,528
401	5,910
402	700,998
403	375,192
404	269,767
405	905,405
406	147,674
407	344,055
408	42,895
409	209,886
410	228,985
411	245,564
412	193,159
413	232,527
414	90,289
415	62,617
416	197,448
417	97,231
418	115,140
420	278,682
421	196,590
422	22,239
423	197,510
424	30,682
425	122,997
426	0
427	227,333
<b>Totals</b>	<b>5,601,303</b>



**CHFS**



KENTUCKY  
Cabinet for Health and  
Family Services

TEAM  
**KENTUCKY**<sup>TM</sup>

# Buprenorphine/Naloxone Usage Q1 2021

## Buprenorphine/Naloxone Doses per 1000 by Patient Address

Doses per 1000 by Patient Address  
Quarter 1 (Jan 01 - Mar 31) 2021



**CHFS**

KENTUCKY  
Cabinet for Health and  
Family Services

TEAM  
**KENTUCKY**<sup>TM</sup>

# Buprenorphine/Naloxone Usage Q1 2021

Actual Number of Buprenorphine/Naloxone Doses for Quarter 1, 2021

COUNTY	# DOSES	COUNTY	# DOSES	COUNTY	# DOSES	COUNTY	# DOSES
ADAIR	34,908	EDMONSON	9,733	KNOX	77,959	NICHOLAS	30,495
ALLEN	20,760	ELLIOTT	14,908	LARUE	9,899	OHIO	27,528
ANDERSON	30,431	ESTILL	47,509	LAUREL	152,351	OLDHAM	23,183
BALLARD	5,186	FAYETTE	291,505	LAWRENCE	54,235	OWEN	9,339
BARREN	57,959	FLEMING	23,824	LEE	26,766	OWSLEY	25,803
BATH	45,865	FLOYD	187,369	LESLIE	42,100	PENDLETON	12,896
BELL	86,283	FRANKLIN	76,128	LETCHER	114,282	PERRY	148,767
BOONE	57,329	FULTON	6,541	LEWIS	25,238	PIKE	178,346
BOURBON	62,269	GALLATIN	9,412	LINCOLN	43,805	POWELL	47,859
BOYD	76,968	GARRARD	24,183	LIVINGSTON	16,300	PULASKI	114,243
BOYLE	37,239	GRANT	20,318	LOGAN	22,079	ROBERTSON	3,891
BRACKEN	8,088	GRAVES	33,359	LYON	8,567	ROCKCASTLE	35,235
BREATHITT	58,044	GRAYSON	21,697	MADISON	157,521	ROWAN	51,732
BRECKINRIDGE	5,970	GREEN	8,943	MAGOFFIN	69,932	RUSSELL	14,232
BULLITT	60,711	GREENUP	86,226	MARION	28,929	SCOTT	88,173
BUTLER	10,226	HANCOCK	2,885	MARSHALL	39,441	SHELBY	28,027
CALDWELL	18,153	HARDIN	67,879	MARTIN	51,784	SIMPSON	17,264
CALLOWAY	24,176	HARLAN	108,932	MASON	14,996	SPENCER	13,894
CAMPBELL	46,844	HARRISON	37,793	MCCRACKEN	83,750	TAYLOR	39,870
CARLISLE	5,785	HART	23,403	MCCREARY	44,016	TODD	6,975
CARROLL	15,955	HENDERSON	22,407	MCLEAN	10,106	TRIGG	9,480
CARTER	68,615	HENRY	13,248	MEADE	13,217	TRIMBLE	6,979
CASEY	27,052	HICKMAN	2,239	MENIFEE	21,366	UNION	4,876
CHRISTIAN	36,393	HOPKINS	60,284	MERCER	31,004	WARREN	85,173
CLARK	97,590	JACKSON	35,923	METCALFE	12,537	WASHINGTON	21,296
CLAY	114,768	JEFFERSON	462,993	MONROE	13,990	WAYNE	45,039
CLINTON	14,830	JESSAMINE	102,288	MONTGOMERY	87,906	WEBSTER	12,616
CRITTENDEN	16,624	JOHNSON	74,632	MORGAN	34,738	WHITLEY	200,228
CUMBERLAND	11,345	KENTON	93,191	MUHLENBERG	83,887	WOLFE	15,604
DAVISS	28,391	KNOTT	56,748	NELSON	42,832	WOODFORD	29,078
						<b>TOTAL</b>	<b>5,994,911</b>



**CHFS**

KENTUCKY  
Cabinet for Health and  
Family Services

TEAM  
**KENTUCKY**<sup>TM</sup>

# Per 1000 Buprenorphine/Naloxone Usage Q1 2021

Actual Number of Buprenorphine/Naloxone Doses per 1,000 Residents for Quarter 1, 2021							
COUNTY	PER 1000	COUNTY	PER 1000	COUNTY	PER 1000	COUNTY	PER 1000
ADAIR	1,811	EDMONSON	803	KNOX	2,460	NICHOLAS	4,305
ALLEN	1,006	ELLIOTT	1,965	LARUE	702	OHIO	1,129
ANDERSON	1,373	ESTILL	3,321	LAUREL	2,529	OLDHAM	354
BALLARD	644	FAYETTE	915	LAWRENCE	3,419	OWEN	878
BARREN	1,317	FLEMING	1,642	LEE	4,068	OWSLEY	5,745
BATH	3,721	FLOYD	5,049	LESLIE	3,995	PENDLETON	886
BELL	3,182	FRANKLIN	1,506	LETCHER	5,018	PERRY	5,441
BOONE	446	FULTON	1,059	LEWIS	1,878	PIKE	2,945
BOURBON	3,109	GALLATIN	1,093	LINCOLN	1,797	POWELL	3,888
BOYD	1,599	GARRARD	1,399	LIVINGSTON	1,759	PULASKI	1,786
BOYLE	1,241	GRANT	815	LOGAN	830	ROBERTSON	1,806
BRACKEN	963	GRAVES	897	LYON	1,062	ROCKCASTLE	2,091
BREATHITT	4,369	GRAYSON	829	MADISON	1,759	ROWAN	2,116
BRECKINRIDGE	299	GREEN	809	MAGOFFIN	5,513	RUSSELL	803
BULLITT	767	GREENUP	2,402	MARION	1,506	SCOTT	1,634
BUTLER	796	HANCOCK	327	MARSHALL	1,257	SHELBY	604
CALDWELL	1,444	HARDIN	633	MARTIN	4,315	SIMPSON	955
CALLOWAY	629	HARLAN	4,010	MASON	872	SPENCER	760
CAMPBELL	508	HARRISON	2,027	MCCRACKEN	1,285	TAYLOR	1,570
CARLISLE	1,192	HART	1,256	MCCREARY	2,514	TODD	567
CARROLL	1,494	HENDERSON	484	MCLEAN	1,067	TRIGG	665
CARTER	2,537	HENRY	838	MEADE	470	TRIMBLE	810
CASEY	1,711	HICKMAN	484	MENIFEE	3,334	UNION	328
CHRISTIAN	503	HOPKINS	1,313	MERCER	1,444	WARREN	678
CLARK	2,725	JACKSON	2,687	METCALFE	1,251	WASHINGTON	1,747
CLAY	5,527	JEFFERSON	605	MONROE	1,321	WAYNE	2,202
CLINTON	1,457	JESSAMINE	1,954	MONTGOMERY	3,165	WEBSTER	947
CRITTENDEN	1,809	JOHNSON	3,248	MORGAN	2,612	WHITLEY	5,547
CUMBERLAND	1,684	KENTON	565	MUHLENBERG	2,704	WOLFE	2,180
DAVISS	285	KNOTT	3,651	NELSON	940	WOODFORD	1,113



**CHFS**


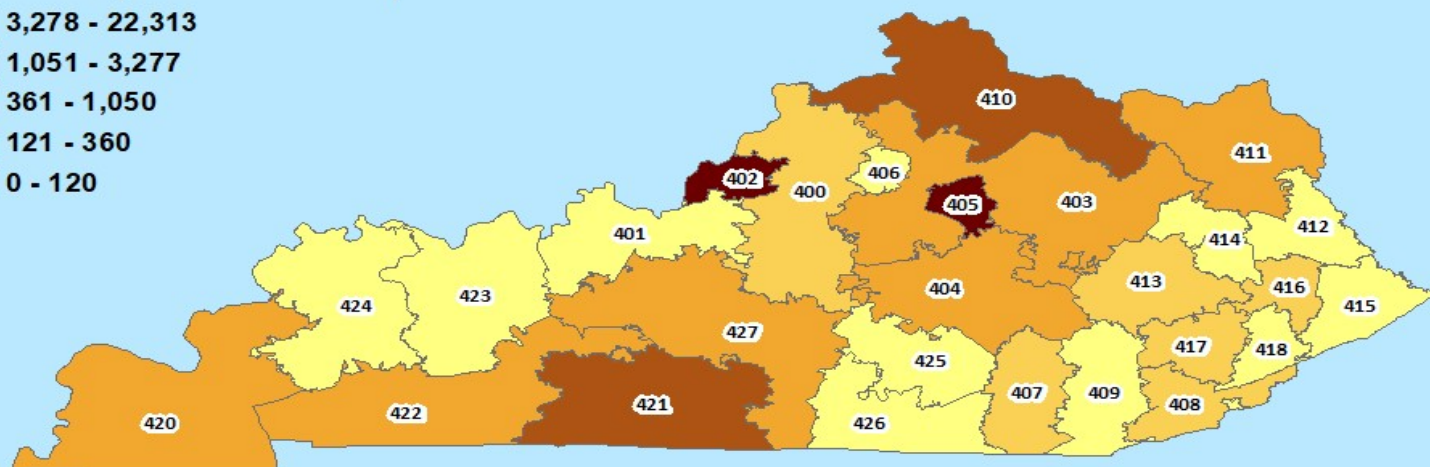

KENTUCKY  
Cabinet for Health and  
Family Services

TEAM  
**KENTUCKY**<sup>TM</sup>

# Oxymorphone Prescribing Q1 2021

## Oxymorphone Doses by Prescriber Address

Kentucky Three Digit Zip Code Areas  
Quarter 1 (Jan 01 - Mar 31) 2021



**CHFS**

KENTUCKY  
Cabinet for Health and  
Family Services

TEAM  
**KENTUCKY**<sup>TM</sup>

# Oxymorphone Prescribing Q1 2021

3 Digit Zip	Doses By Prescriber Zip-Actual Number of Oxymorphone Doses for Quarter 1, 2021
400	180
401	0
402	14,645
403	540
404	540
405	22,313
406	120
407	300
408	168
409	0
410	3,277
411	628
412	0
413	168
414	0
415	0
416	216
417	360
418	0
420	1,050
421	2,010
422	540
423	0
424	90
425	0
426	0
427	510
<b>Totals</b>	<b>47,655</b>



**CHFS**

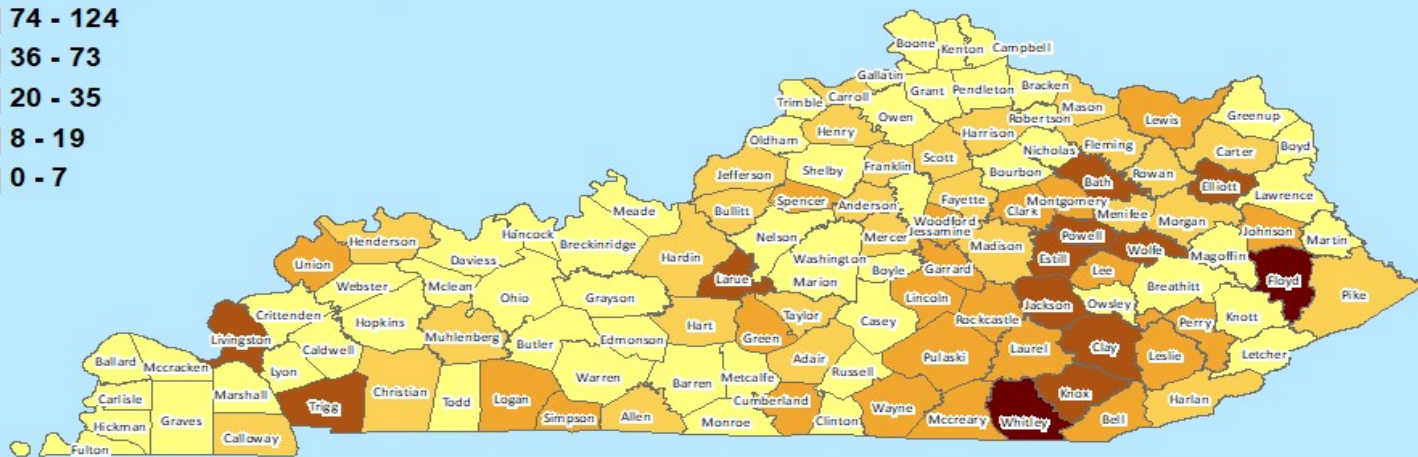
KENTUCKY  
Cabinet for Health and  
Family Services

TEAM  
**KENTUCKY**<sup>TM</sup>

# Oxymorphone Usage Q1 2021

## Oxymorphone Doses per 1000 by Patient Address

Doses per 1000 by Patient Address  
Quarter 1 (Jan 01 - Mar 31) 2021



**CHFS**

KENTUCKY  
Cabinet for Health and  
Family Services

TEAM  
**KENTUCKY**<sup>TM</sup>

# Oxymorphone Usage Q1 2021

Actual Number of Oxymorphone Doses for Quarter 1, 2021							
COUNTY	# DOSES	COUNTY	# DOSES	COUNTY	# DOSES	COUNTY	# DOSES
ADAIR	360	EDMONSON	0	KNOX	1,547	NICHOLAS	0
ALLEN	240	ELLIOTT	300	LARUE	630	OHIO	0
ANDERSON	180	ESTILL	660	LAUREL	1,764	OLDHAM	190
BALLARD	0	FAYETTE	3,384	LAWRENCE	0	OWEN	0
BARREN	180	FLEMING	240	LEE	210	OWSLEY	0
BATH	720	FLOYD	4,600	LESLIE	360	PENDLETON	0
BELL	570	FRANKLIN	450	LETCHER	0	PERRY	840
BOONE	585	FULTON	0	LEWIS	328	PIKE	1,162
BOURBON	0	GALLATIN	0	LINCOLN	540	POWELL	480
BOYD	0	GARRARD	420	LIVINGSTON	510	PULASKI	1,320
BOYLE	0	GRANT	84	LOGAN	900	ROBERTSON	0
BRACKEN	0	GRAVES	0	LYON	0	ROCKCASTLE	360
BREATHITT	90	GRAYSON	0	MADISON	1,269	ROWAN	420
BRECKINRIDGE	0	GREEN	270	MAGOFFIN	0	RUSSELL	0
BULLITT	900	GREENUP	120	MARION	0	SCOTT	570
BUTLER	0	HANCOCK	0	MARSHALL	0	SHELBY	0
CALDWELL	0	HARDIN	2,057	MARTIN	0	SIMPSON	600
CALLOWAY	540	HARLAN	528	MASON	300	SPENCER	480
CAMPBELL	618	HARRISON	180	MCCRACKEN	0	TAYLOR	330
CARLISLE	0	HART	270	MCCREARY	360	TODD	0
CARROLL	180	HENDERSON	600	MCLEAN	0	TRIGG	588
CARTER	328	HENRY	180	MEADE	0	TRIMBLE	0
CASEY	0	HICKMAN	0	MENIFEE	120	UNION	360
CHRISTIAN	990	HOPKINS	60	MERCER	360	WARREN	600
CLARK	1,240	JACKSON	540	METCALFE	0	WASHINGTON	0
CLAY	1,518	JEFFERSON	6,950	MONROE	0	WAYNE	450
CLINTON	0	JESSAMINE	1,380	MONTGOMERY	960	WEBSTER	90
CRITTENDEN	0	JOHNSON	558	MORGAN	120	WHITLEY	3,504
CUMBERLAND	180	KENTON	892	MUHLENBERG	336	WOLFE	360
DAVIESS	208	KNOTT	56	NELSON	150	WOODFORD	0
						<b>TOTAL</b>	<b>57,874</b>



**CHFS**

KENTUCKY  
Cabinet for Health and  
Family Services

TEAM  
**KENTUCKY**<sup>TM</sup>



# Per 1000 Oxymorphone Usage Q1 2021

Actual Number of Oxymorphone Doses per 1,000 Residents for Quarter 1, 2021							
COUNTY	PER 1000	COUNTY	PER 1000	COUNTY	PER 1000	COUNTY	PER 1000
ADAIR	19	EDMONSON	0	KNOX	49	NICHOLAS	0
ALLEN	12	ELLIOTT	40	LARUE	45	OHIO	0
ANDERSON	8	ESTILL	46	LAUREL	29	OLDHAM	3
BALLARD	0	FAYETTE	11	LAWRENCE	0	OWEN	0
BARREN	4	FLEMING	17	LEE	32	OWSLEY	0
BATH	58	FLOYD	124	LESLIE	34	PENDLETON	0
BELL	21	FRANKLIN	9	LETCHER	0	PERRY	31
BOONE	5	FULTON	0	LEWIS	24	PIKE	19
BOURBON	0	GALLATIN	0	LINCOLN	22	POWELL	39
BOYD	0	GARRARD	24	LIVINGSTON	55	PULASKI	21
BOYLE	0	GRANT	3	LOGAN	34	ROBERTSON	0
BRACKEN	0	GRAVES	0	LYON	0	ROCKCASTLE	21
BREATHITT	7	GRAYSON	0	MADISON	14	ROWAN	17
BRECKINRIDGE	0	GREEN	24	MAGOFFIN	0	RUSSELL	0
BULLITT	11	GREENUP	3	MARION	0	SCOTT	11
BUTLER	0	HANCOCK	0	MARSHALL	0	SHELBY	0
CALDWELL	0	HARDIN	19	MARTIN	0	SIMPSON	33
CALLOWAY	14	HARLAN	19	MASON	17	SPENCER	26
CAMPBELL	7	HARRISON	10	MCCRACKEN	0	TAYLOR	13
CARLISLE	0	HART	14	MCCREARY	21	TODD	0
CARROLL	17	HENDERSON	13	MCLEAN	0	TRIGG	41
CARTER	12	HENRY	11	MEADE	0	TRIMBLE	0
CASEY	0	HICKMAN	0	MENIFEE	19	UNION	24
CHRISTIAN	14	HOPKINS	1	MERCER	17	WARREN	5
CLARK	35	JACKSON	40	METCALFE	0	WASHINGTON	0
CLAY	73	JEFFERSON	9	MONROE	0	WAYNE	22
CLINTON	0	JESSAMINE	26	MONTGOMERY	35	WEBSTER	7
CRITTENDEN	0	JOHNSON	24	MORGAN	9	WHITLEY	97
CUMBERLAND	27	KENTON	5	MUHLENBERG	11	WOLFE	50
DAVISS	2	KNOTT	4	NELSON	3	WOODFORD	0



**CHFS**

KENTUCKY  
Cabinet for Health and  
Family Services

TEAM  
**KENTUCKY**<sup>TM</sup>