

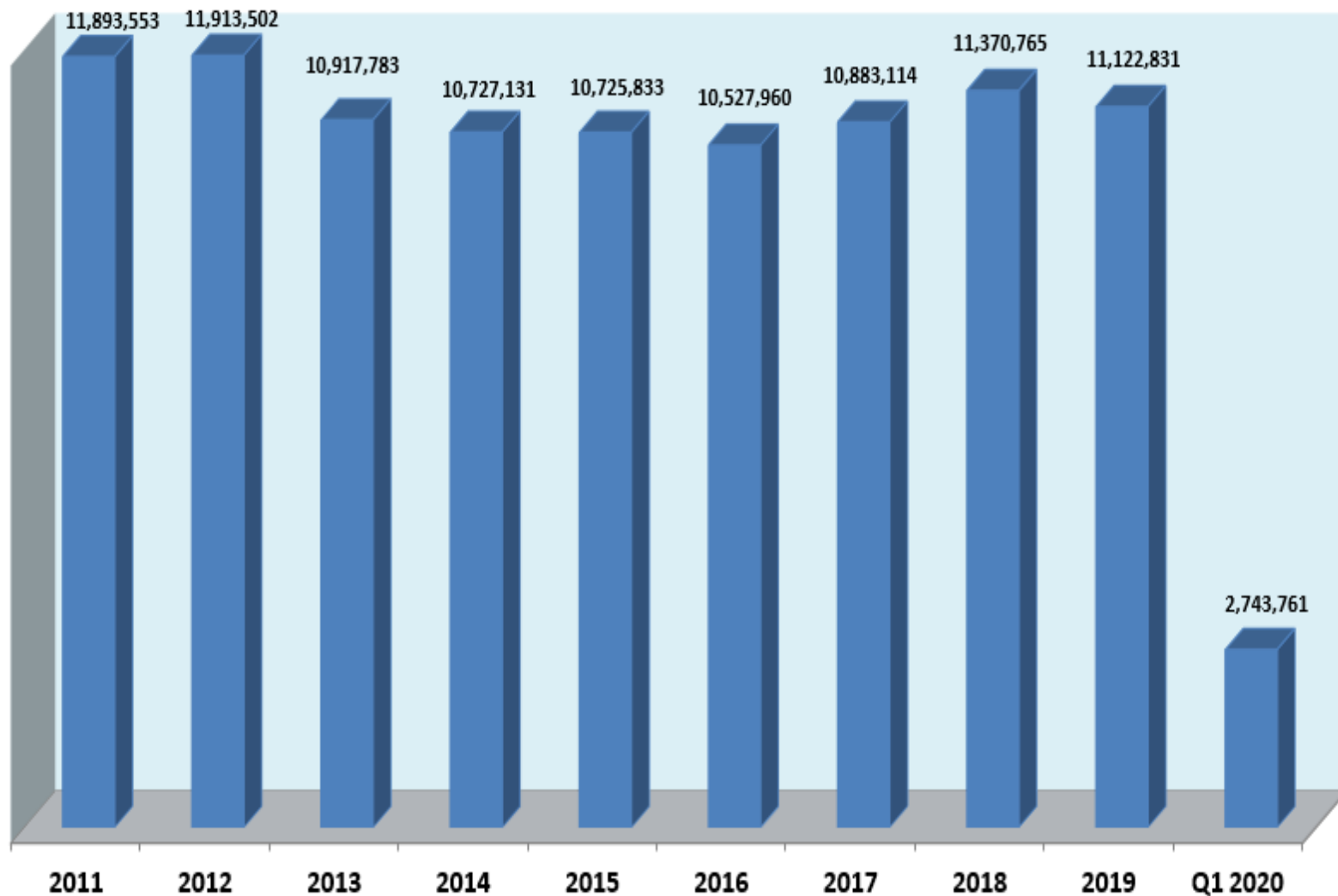
Kentucky All Schedule Prescription Electronic Reporting

Quarterly Trend Report 1st Quarter 2020

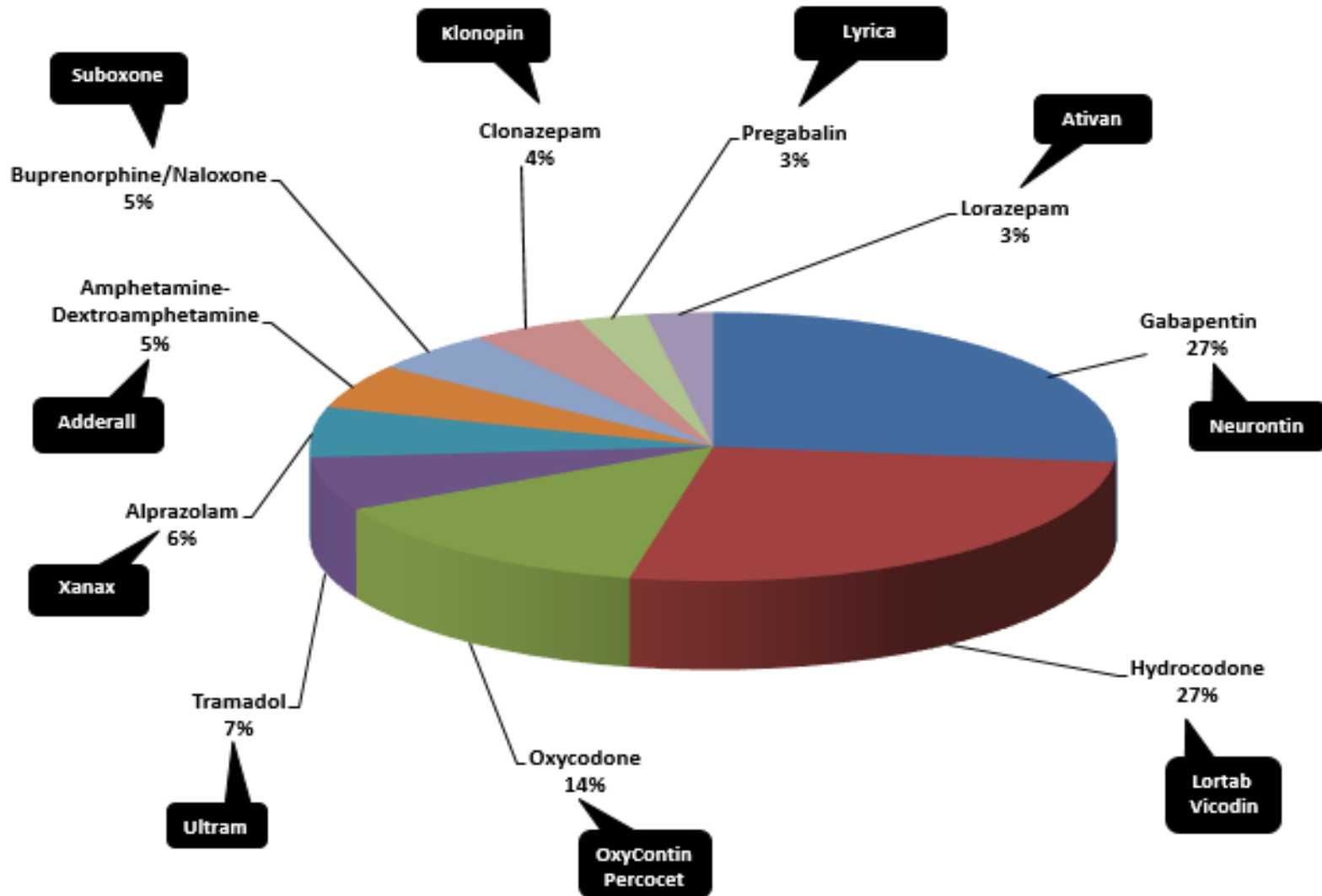
Cabinet for Health and Family Services
Office of Inspector General
275 E. Main Street
Frankfort, KY 40621



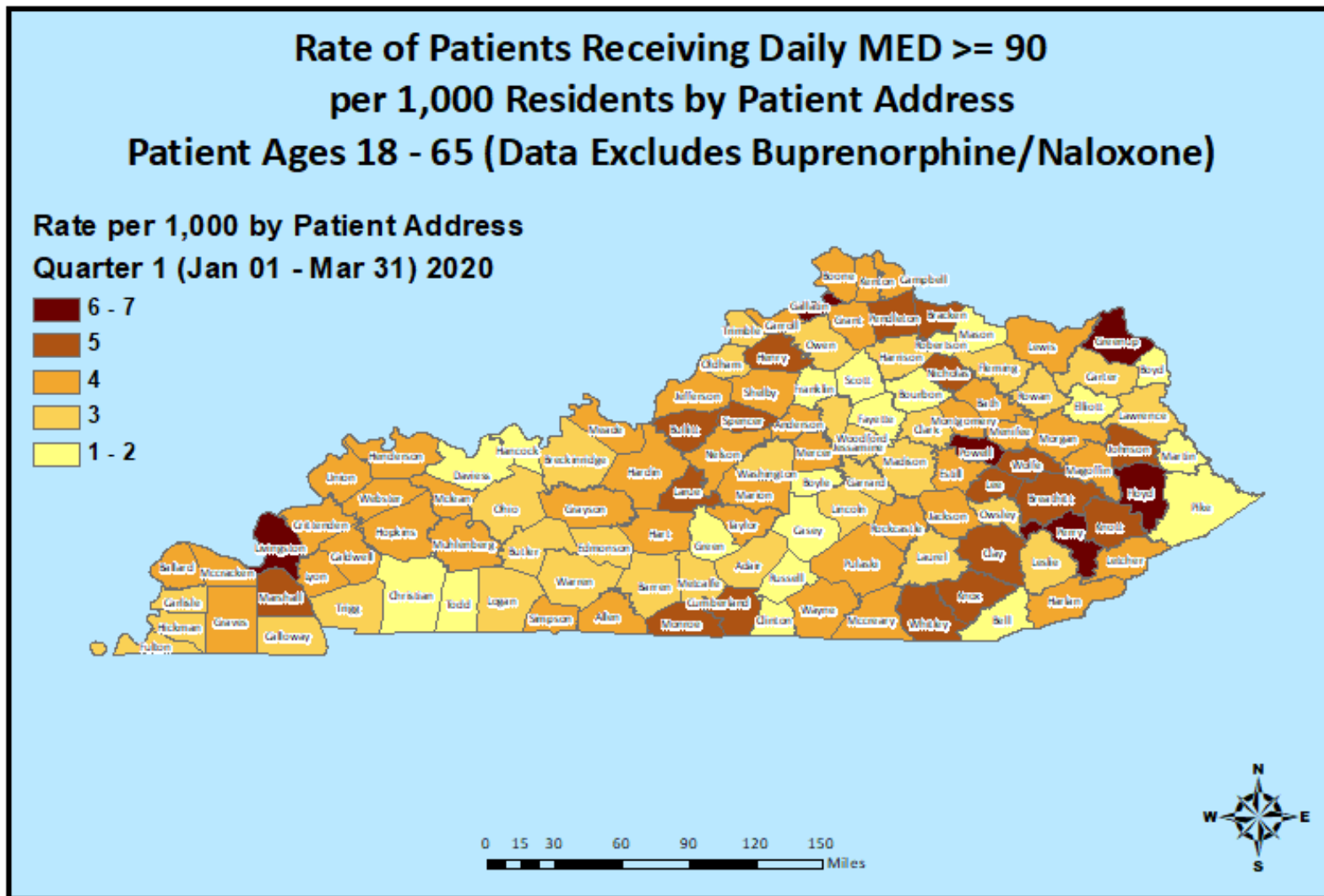
KASPER Records Added 2011 – Q1 2020



Top Prescribed Controlled Substances by Therapeutic Category by Doses – Q1 2020



Opioid Morphine Equivalent Dose (MED) Data Q1 2020




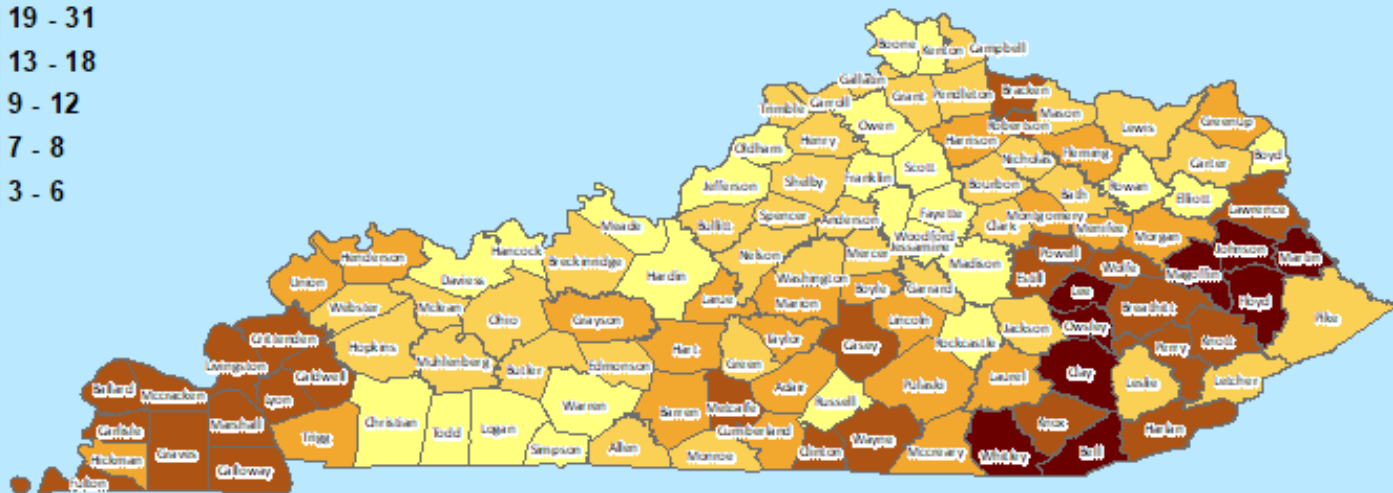
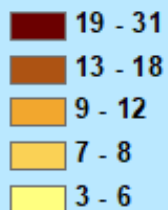
Opioid Morphine Equivalent Dose (MED) Data Q1 2020

Rate of Patients Receiving Daily Morphine Equivalent Dosage \geq 90 per 1,000 Residents for Quarter 1, 2020 Patient Ages 18 - 65 (Data Excludes Buprenorphine/Naloxone)							
COUNTY	PER 1000	COUNTY	PER 1000	COUNTY	PER 1000	COUNTY	PER 1000
ADAIR	2	EDMONSON	3	KNOX	5	NICHOLAS	5
ALLEN	3	ELLIOTT	2	LARUE	5	OHIO	2
ANDERSON	3	ESTILL	3	LAUREL	3	OLDHAM	2
BALLARD	3	FAYETTE	2	LAWRENCE	3	OWEN	2
BARREN	3	FLEMING	3	LEE	4	OWSLEY	2
BATH	3	FLOYD	5	LESLIE	3	PENDLETON	4
BELL	2	FRANKLIN	2	LETCHER	3	PERRY	7
BOONE	4	FULTON	2	LEWIS	3	PIKE	2
BOURBON	2	GALLATIN	6	LINCOLN	3	POWELL	6
BOYD	2	GARRARD	3	LIVINGSTON	6	PULASKI	3
BOYLE	2	GRANT	4	LOGAN	3	ROBERTSON	1
BRACKEN	5	GRAVES	4	LYON	3	ROCKCASTLE	4
BREATHITT	4	GRAYSON	3	MADISON	3	ROWAN	2
BRECKINRIDGE	3	GREEN	2	MAGOFFIN	3	RUSSELL	1
BULLITT	4	GREENUP	6	MARION	3	SCOTT	2
BUTLER	2	HANCOCK	2	MARSHALL	5	SHELBY	4
CALDWELL	4	HARDIN	3	MARTIN	2	SIMPSON	4
CALLOWAY	3	HARLAN	3	MASON	2	SPENCER	4
CAMPBELL	4	HARRISON	3	MCCRACKEN	4	TAYLOR	3
CARLISLE	2	HART	4	MCCREARY	3	TODD	2
CARROLL	3	HENDERSON	4	MCLEAN	3	TRIGG	3
CARTER	3	HENRY	4	MEADE	3	TRIMBLE	3
CASEY	2	HICKMAN	3	MENIFEE	3	UNION	3
CHRISTIAN	1	HOPKINS	3	MERCER	3	WARREN	3
CLARK	3	JACKSON	3	METCALFE	3	WASHINGTON	3
CLAY	4	JEFFERSON	3	MONROE	4	WAYNE	3
CLINTON	2	JESSAMINE	3	MONTGOMERY	4	WEBSTER	4
CRITTENDEN	4	JOHNSON	4	MORGAN	3	WHITLEY	5
CUMBERLAND	4	KENTON	3	MUHLENBERG	3	WOLFE	4
DAVISS	2	KNOTT	5	NELSON	4	WOODFORD	3

Patients with Seven or More Days of Overlapping Opioid and Benzodiazepine Prescriptions Q1 2020

Opioid and Benzodiazepine 7-Day Overlap by Patient Address

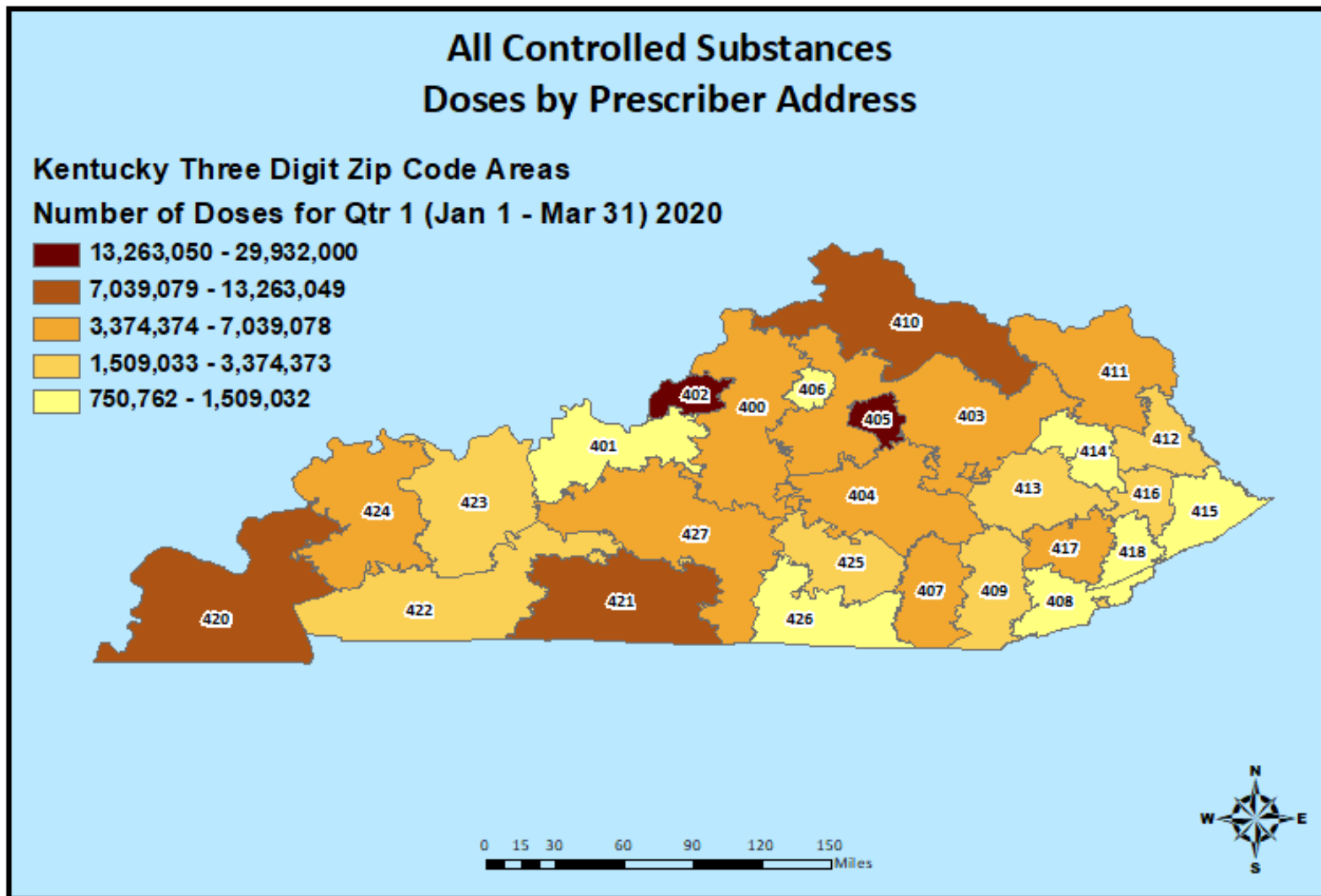
Rate per 1,000 of 7-Day Overlap by Patient Address
Quarter 1 (Jan 01 - Mar 31) 2020



Patients with Seven or More Days of Overlapping Opioid and Benzodiazepine Prescriptions Q1 2020

Rate of Patients With at Least a 7-Day Overlap of Opioids and Benzodiazepines per 1,000 for Quarter 1, 2020							
COUNTY	PER 1000	COUNTY	PER 1000	COUNTY	PER 1000	COUNTY	PER 1000
ADAIR	12	EDMONSON	8	KNOX	17	NICHOLAS	7
ALLEN	7	ELLIOTT	5	LARUE	11	OHIO	8
ANDERSON	6	ESTILL	13	LAUREL	10	OLDHAM	3
BALLARD	13	FAYETTE	4	LAWRENCE	13	OWEN	5
BARREN	9	FLEMING	10	LEE	24	OWSLEY	24
BATH	6	FLOYD	22	LESLIE	8	PENDLETON	7
BELL	31	FRANKLIN	6	LETCHER	6	PERRY	17
BOONE	5	FULTON	12	LEWIS	8	PIKE	6
BOURBON	6	GALLATIN	7	LINCOLN	11	POWELL	16
BOYD	5	GARRARD	7	LIVINGSTON	18	PULASKI	10
BOYLE	9	GRANT	7	LOGAN	5	ROBERTSON	13
BRACKEN	13	GRAVES	14	LYON	17	ROCKCASTLE	6
BREATHITT	15	GRAYSON	10	MADISON	5	ROWAN	5
BRECKINRIDGE	7	GREEN	8	MAGOFFIN	19	RUSSELL	3
BULLITT	6	GREENUP	11	MARION	9	SCOTT	5
BUTLER	7	HANCOCK	5	MARSHALL	16	SHELBY	6
CALDWELL	12	HARDIN	6	MARTIN	20	SIMPSON	5
CALLOWAY	13	HARLAN	13	MASON	7	SPENCER	8
CAMPBELL	6	HARRISON	9	MCCRACKEN	14	TAYLOR	12
CARLISLE	16	HART	9	MCCREARY	9	TODD	5
CARROLL	7	HENDERSON	12	MCCLEAN	7	TRIGG	10
CARTER	7	HENRY	8	MEADE	4	TRIMBLE	7
CASEY	13	HICKMAN	9	MENIFEE	11	UNION	11
CHRISTIAN	4	HOPKINS	7	MERCER	7	WARREN	5
CLARK	6	JACKSON	8	METCALFE	12	WASHINGTON	6
CLAY	25	JEFFERSON	6	MONROE	7	WAYNE	15
CLINTON	13	JESSAMINE	6	MONTGOMERY	10	WEBSTER	8
CRITTENDEN	15	JOHNSON	21	MORGAN	10	WHITLEY	21
CUMBERLAND	9	KENTON	5	MUHLENBERG	8	WOLFE	17
DAVISS	4	KNOTT	16	NELSON	8	WOODFORD	6

Controlled Substance Prescribing Q1 2020



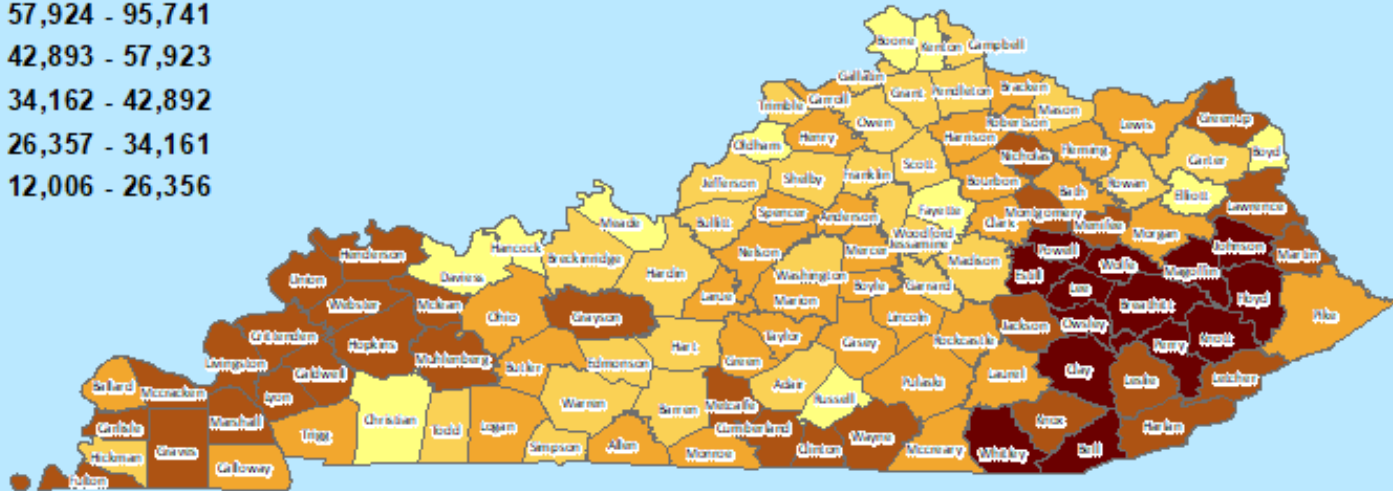

Controlled Substance Prescribing Q1 2020

3 Digit Zip	Doses By Prescriber Zip-Actual Number of all Controlled Substances for Quarter 1, 2020
400	4,297,862
401	1,509,032
402	29,932,000
403	7,039,078
404	5,222,510
405	19,391,298
406	1,393,540
407	5,103,190
408	904,124
409	3,374,373
410	13,263,049
411	4,085,042
412	2,280,842
413	2,062,278
414	926,948
415	750,762
416	2,067,315
417	3,884,069
418	822,278
420	10,263,228
421	8,685,868
422	2,202,771
423	2,334,751
424	4,607,655
425	2,375,341
426	1,470,697
427	6,231,703
Totals	146,481,604

Controlled Substance Usage Q1 2020

All Controlled Substances Usage Dosage Rate per 1000 by Patient Address

Doses per 1000 by Patient Address
Quarter 1 (Jan 01 - Mar 31) 2020



Controlled Substance Usage


Q1 2020

Actual Number of All Controlled Substances Doses for Quarter 1, 2020							
COUNTY	# DOSES	COUNTY	# DOSES	COUNTY	# DOSES	COUNTY	# DOSES
ADAIR	658,622	EDMONSON	373,748	KNOX	1,617,000	NICHOLAS	315,685
ALLEN	725,147	ELLIOTT	183,734	LARUE	563,424	OHIO	962,780
ANDERSON	784,103	ESTILL	850,709	LAUREL	2,409,833	OLDHAM	1,482,380
BALLARD	291,386	FAYETTE	7,244,039	LAWRENCE	713,723	OWEN	303,924
BARREN	1,474,385	FLEMING	530,404	LEE	509,968	OWSLEY	429,971
BATH	524,894	FLOYD	2,726,826	LESLIE	537,703	PENDLETON	442,366
BELL	1,729,826	FRANKLIN	1,575,111	LETCHER	1,319,072	PERRY	2,128,573
BOONE	3,387,655	FULTON	275,679	LEWIS	520,307	PIKE	2,239,406
BOURBON	755,040	GALLATIN	261,260	LINCOLN	942,247	POWELL	777,966
BOYD	1,120,788	GARRARD	530,542	LIVINGSTON	504,624	PULASKI	2,463,585
BOYLE	1,054,517	GRANT	728,762	LOGAN	985,318	ROBERTSON	84,349
BRACKEN	346,866	GRAVES	1,711,939	LYON	414,132	ROCKCASTLE	661,992
BREATHITT	819,178	GRAYSON	1,321,150	MADISON	2,974,750	ROWAN	673,476
BRECKINRIDGE	627,945	GREEN	390,148	MAGOFFIN	839,172	RUSSELL	212,773
BULLITT	2,428,224	GREENUP	1,752,570	MARION	691,724	SCOTT	1,526,045
BUTLER	452,511	HANCOCK	218,684	MARSHALL	1,456,045	SHELBY	1,412,837
CALDWELL	586,655	HARDIN	3,503,058	MARTIN	660,320	SIMPSON	552,552
CALLOWAY	1,399,789	HARLAN	1,488,476	MASON	510,055	SPENCER	668,152
CAMPBELL	2,496,831	HARRISON	742,751	MCCRACKEN	2,995,809	TAYLOR	1,044,139
CARLISLE	221,018	HART	620,712	MCCREARY	703,743	TODD	397,978
CARROLL	449,239	HENDERSON	2,064,222	MCLEAN	409,406	TRIGG	539,477
CARTER	882,093	HENRY	579,229	MEADE	635,135	TRIMBLE	254,540
CASEY	566,774	HICKMAN	142,781	MENIFEE	285,974	UNION	650,162
CHRISTIAN	1,713,890	HOPKINS	1,980,598	MERCER	792,888	WARREN	3,490,505
CLARK	1,408,966	JACKSON	625,608	METCALFE	448,520	WASHINGTON	368,897
CLAY	1,659,528	JEFFERSON	22,814,457	MONROE	426,864	WAYNE	897,028
CLINTON	460,651	JESSAMINE	1,720,961	MONTGOMERY	1,252,394	WEBSTER	692,482
CRITTENDEN	447,217	JOHNSON	1,383,161	MORGAN	570,376	WHITLEY	2,593,501
CUMBERLAND	291,203	KENTON	3,807,715	MUHLENBERG	1,625,610	WOLFE	426,040
DAVISS	2,090,137	KNOTT	1,003,111	NELSON	1,648,933	WOODFORD	777,655
TOTAL						154,443,508	

Per 1000 Controlled Substance Usage Q1 2020

Actual Number of All Controlled Substances Doses per 1,000 Residents for Quarter 1, 2020							
COUNTY	PER 1000	COUNTY	PER 1000	COUNTY	PER 1000	COUNTY	PER 1000
ADAIR	34,161	EDMONSON	30,853	KNOX	51,030	NICHOLAS	44,563
ALLEN	35,148	ELLIOTT	24,214	LARUE	39,970	OHIO	39,494
ANDERSON	35,387	ESTILL	59,461	LAUREL	39,997	OLDHAM	22,611
BALLARD	36,179	FAYETTE	22,748	LAWRENCE	44,993	OWEN	28,559
BARREN	33,514	FLEMING	36,562	LEE	77,503	OWSLEY	95,741
BATH	42,581	FLOYD	73,480	LESLIE	51,025	PENDLETON	30,382
BELL	63,791	FRANKLIN	31,153	LETCHER	57,923	PERRY	77,847
BOONE	26,356	FULTON	44,615	LEWIS	38,708	PIKE	36,981
BOURBON	37,695	GALLATIN	30,347	LINCOLN	38,661	POWELL	63,208
BOYD	23,286	GARRARD	30,681	LIVINGSTON	54,442	PULASKI	38,520
BOYLE	35,129	GRANT	29,241	LOGAN	37,052	ROBERTSON	39,141
BRACKEN	41,294	GRAVES	46,042	LYON	51,324	ROCKCASTLE	39,287
BREATHITT	61,667	GRAYSON	50,456	MADISON	33,220	ROWAN	27,544
BRECKINRIDGE	31,459	GREEN	35,276	MAGOFFIN	66,160	RUSSELL	12,006
BULLITT	30,678	GREENUP	48,828	MARION	36,018	SCOTT	28,275
BUTLER	35,229	HANCOCK	24,822	MARSHALL	46,423	SHELBY	30,444
CALDWELL	46,678	HARDIN	32,642	MARTIN	55,017	SIMPSON	30,556
CALLOWAY	36,418	HARLAN	54,788	MASON	29,672	SPENCER	36,563
CAMPBELL	27,077	HARRISON	39,834	MCCRACKEN	45,975	TAYLOR	41,113
CARLISLE	45,524	HART	33,323	MCCREARY	40,189	TODD	32,369
CARROLL	42,068	HENDERSON	44,629	MCLEAN	43,209	TRIGG	37,821
CARTER	32,615	HENRY	36,618	MEADE	22,582	TRIMBLE	29,529
CASEY	35,838	HICKMAN	30,858	MENIFEE	44,628	UNION	43,694
CHRISTIAN	23,689	HOPKINS	43,147	MERCER	36,918	WARREN	27,806
CLARK	39,336	JACKSON	46,799	METCALFE	44,771	WASHINGTON	30,265
CLAY	79,916	JEFFERSON	29,809	MONROE	40,316	WAYNE	43,858
CLINTON	45,264	JESSAMINE	32,870	MONTGOMERY	45,097	WEBSTER	52,004
CRITTENDEN	48,674	JOHNSON	60,195	MORGAN	42,892	WHITLEY	71,850
CUMBERLAND	43,218	KENTON	23,085	MUHLENBERG	52,392	WOLFE	59,511
DAVISS	20,970	KNOTT	64,534	NELSON	36,193	WOODFORD	29,768

Opioid Prescribing Q1 2020




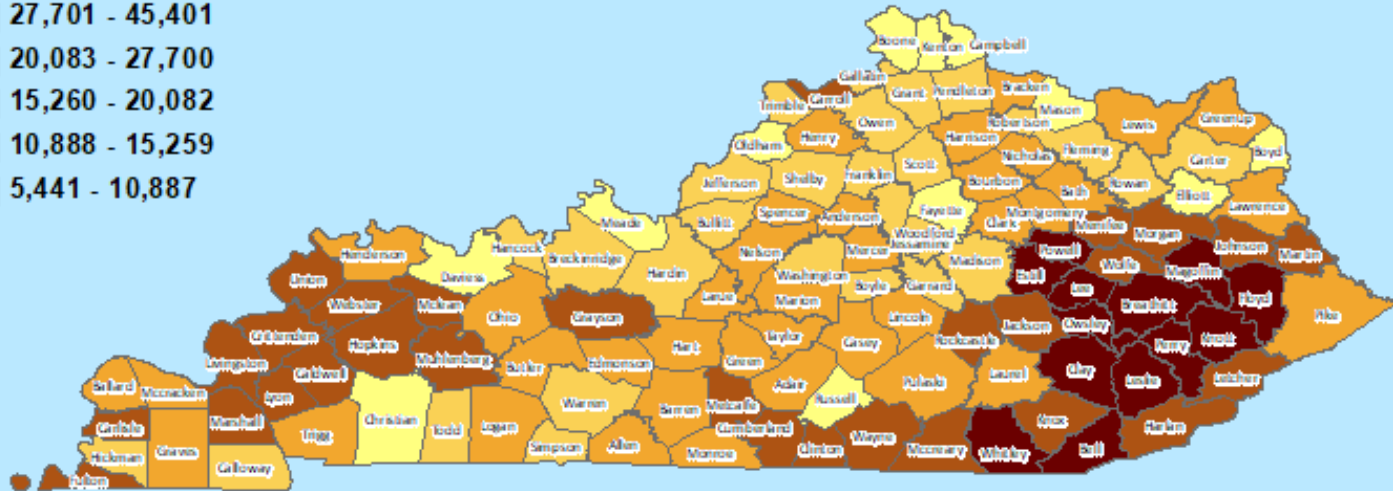

Opioid Prescribing Q1 2020

3 Digit Zip	Doses By Prescriber Zip-Actual Number of All Opioids for Quarter 1, 2020
400	1,568,482
401	532,885
402	13,505,834
403	2,583,718
404	2,360,436
405	8,760,312
406	778,921
407	2,277,747
408	426,042
409	1,590,709
410	4,999,520
411	1,482,828
412	998,807
413	1,027,140
414	414,256
415	264,066
416	912,654
417	2,049,209
418	356,745
420	4,633,210
421	4,285,308
422	773,847
423	920,713
424	2,093,510
425	835,627
426	718,332
427	2,648,785
Totals	63,799,643

Opioid Usage Q1 2020

All Opioid Controlled Substances Usage Dosage Rate per 1000 by Patient Address

Doses per 1000 by Patient Address
Quarter 1 (Jan 01 - Mar 31) 2020



Opioid Usage

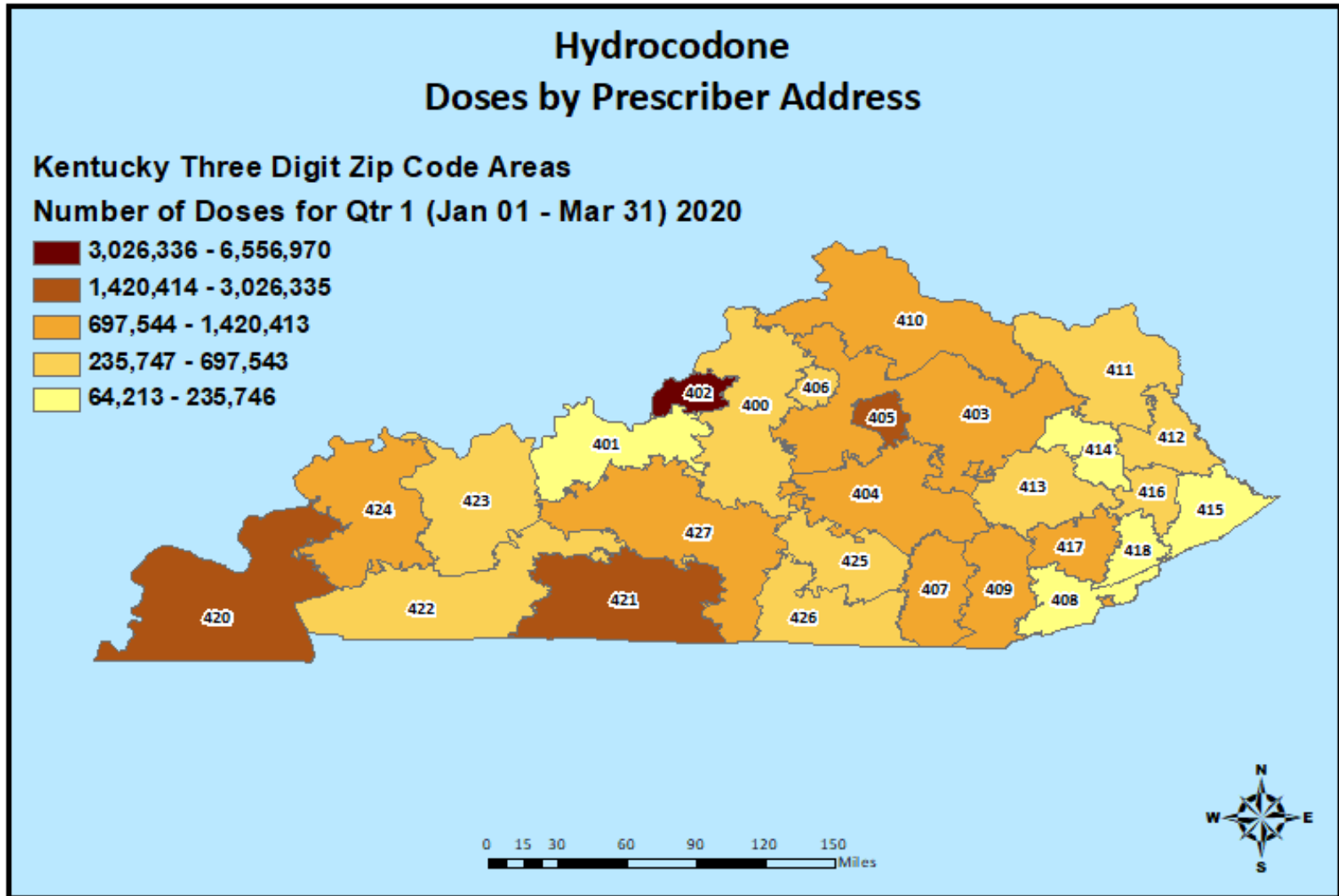
Q1 2020

Actual Number of All Opioid Doses for Quarter 1, 2020							
COUNTY	# DOSES	COUNTY	# DOSES	COUNTY	# DOSES	COUNTY	# DOSES
ADAIR	315,796	EDMONSON	191,228	KNOX	722,892	NICHOLAS	135,404
ALLEN	367,300	ELLIOTT	82,613	LARUE	253,155	OHIO	461,993
ANDERSON	357,103	ESTILL	420,252	LAUREL	1,083,340	OLDHAM	536,620
BALLARD	135,792	FAYETTE	2,589,728	LAWRENCE	308,504	OWEN	132,487
BARREN	686,760	FLEMING	207,866	LEE	240,097	OWSLEY	203,896
BATH	232,691	FLOYD	1,331,602	LESLIE	300,863	PENDLETON	192,916
BELL	843,358	FRANKLIN	681,444	LETCHER	620,806	PERRY	1,053,170
BOONE	1,298,771	FULTON	131,203	LEWIS	218,860	PIKE	1,014,875
BOURBON	315,233	GALLATIN	121,541	LINCOLN	420,473	POWELL	362,418
BOYD	405,965	GARRARD	235,328	LIVINGSTON	246,659	PULASKI	1,057,448
BOYLE	445,138	GRANT	333,434	LOGAN	478,685	ROBERTSON	29,160
BRACKEN	144,004	GRAVES	724,373	LYON	201,668	ROCKCASTLE	371,781
BREATHITT	393,177	GRAYSON	589,919	MADISON	1,328,210	ROWAN	297,291
BRECKINRIDGE	289,661	GREEN	178,568	MAGOFFIN	394,225	RUSSELL	96,426
BULLITT	1,104,042	GREENUP	637,454	MARION	318,290	SCOTT	629,759
BUTLER	213,589	HANCOCK	103,049	MARSHALL	633,641	SHELBY	614,702
CALDWELL	257,041	HARDIN	1,517,109	MARTIN	261,628	SIMPSON	258,879
CALLOWAY	551,168	HARLAN	752,545	MASON	178,520	SPENCER	295,418
CAMPBELL	981,477	HARRISON	290,029	MCCRACKEN	1,270,735	TAYLOR	476,835
CARLISLE	102,326	HART	299,541	MCCREARY	354,299	TODD	178,822
CARROLL	215,545	HENDERSON	928,843	MCLEAN	196,353	TRIGG	235,068
CARTER	368,239	HENRY	265,872	MEADE	297,312	TRIMBLE	131,535
CASEY	260,202	HICKMAN	63,150	MENIFEE	137,673	UNION	314,677
CHRISTIAN	750,178	HOPKINS	1,000,065	MERCER	352,609	WARREN	1,540,818
CLARK	603,789	JACKSON	276,088	METCALFE	212,767	WASHINGTON	168,549
CLAY	812,881	JEFFERSON	9,856,365	MONROE	199,393	WAYNE	466,166
CLINTON	240,300	JESSAMINE	697,651	MONTGOMERY	538,553	WEBSTER	339,382
CRITTENDEN	223,287	JOHNSON	621,388	MORGAN	276,736	WHITLEY	1,167,279
CUMBERLAND	146,170	KENTON	1,473,586	MUHLENBERG	800,557	WOLFE	195,314
DAVISS	905,692	KNOTT	497,039	NELSON	741,450	WOODFORD	312,188
TOTAL						67,925,777	

Per 1000 Opioid Usage Q1 2020

Actual Number of All Opioid Doses per 1,000 Residents for Quarter 1, 2020							
COUNTY	PER 1000	COUNTY	PER 1000	COUNTY	PER 1000	COUNTY	PER 1000
ADAIR	16,379	EDMONSON	15,786	KNOX	22,814	NICHOLAS	19,114
ALLEN	17,803	ELLIOTT	10,887	LARUE	17,959	OHIO	18,951
ANDERSON	16,116	ESTILL	29,374	LAUREL	17,981	OLDHAM	8,185
BALLARD	16,860	FAYETTE	8,132	LAWRENCE	19,448	OWEN	12,449
BARREN	15,611	FLEMING	14,329	LEE	36,489	OWSLEY	45,401
BATH	18,877	FLOYD	35,883	LESLIE	28,550	PENDLETON	13,250
BELL	31,101	FRANKLIN	13,478	LETCHER	27,261	PERRY	38,517
BOONE	10,104	FULTON	21,234	LEWIS	16,282	PIKE	16,760
BOURBON	15,738	GALLATIN	14,118	LINCOLN	17,252	POWELL	29,446
BOYD	8,434	GARRARD	13,609	LIVINGSTON	26,611	PULASKI	16,534
BOYLE	14,829	GRANT	13,379	LOGAN	18,000	ROBERTSON	13,531
BRACKEN	17,143	GRAVES	19,482	LYON	24,993	ROCKCASTLE	22,064
BREATHITT	29,598	GRAYSON	22,530	MADISON	14,833	ROWAN	12,159
BRECKINRIDGE	14,511	GREEN	16,145	MAGOFFIN	31,080	RUSSELL	5,441
BULLITT	13,949	GREENUP	17,760	MARION	16,573	SCOTT	11,668
BUTLER	16,628	HANCOCK	11,697	MARSHALL	20,202	SHELBY	13,246
CALDWELL	20,452	HARDIN	14,137	MARTIN	21,799	SIMPSON	14,316
CALLOWAY	14,340	HARLAN	27,700	MASON	10,385	SPENCER	16,166
CAMPBELL	10,644	HARRISON	15,554	MCCRACKEN	19,501	TAYLOR	18,775
CARLISLE	21,076	HART	16,081	MCCREARY	20,233	TODD	14,544
CARROLL	20,184	HENDERSON	20,082	MCLEAN	20,723	TRIGG	16,480
CARTER	13,615	HENRY	16,808	MEADE	10,571	TRIMBLE	15,259
CASEY	16,453	HICKMAN	13,648	MENIFEE	21,485	UNION	21,148
CHRISTIAN	10,369	HOPKINS	21,786	MERCER	16,418	WARREN	12,274
CLARK	16,857	JACKSON	20,653	METCALFE	21,238	WASHINGTON	13,828
CLAY	39,145	JEFFERSON	12,878	MONROE	18,832	WAYNE	22,792
CLINTON	23,612	JESSAMINE	13,325	MONTGOMERY	19,393	WEBSTER	25,487
CRITTENDEN	24,302	JOHNSON	27,043	MORGAN	20,810	WHITLEY	32,338
CUMBERLAND	21,693	KENTON	8,934	MUHLENBERG	25,801	WOLFE	27,282
DAVISS	9,087	KNOTT	31,976	NELSON	16,275	WOODFORD	11,950

Hydrocodone Prescribing Q1 2020



Hydrocodone Prescribing Q1 2020

3 Digit Zip	Doses By Prescriber Zip-Actual Number of all Hydrocodone Doses for Quarter 1, 2020
400	697,543
401	235,746
402	6,556,970
403	970,595
404	1,032,315
405	3,026,335
406	370,387
407	1,090,836
408	197,744
409	906,085
410	1,420,413
411	515,163
412	347,185
413	502,221
414	192,418
415	64,213
416	505,220
417	1,221,519
418	114,493
420	2,293,810
421	2,365,545
422	391,965
423	432,525
424	1,090,014
425	365,157
426	401,216
427	1,320,162
Totals	28,627,795

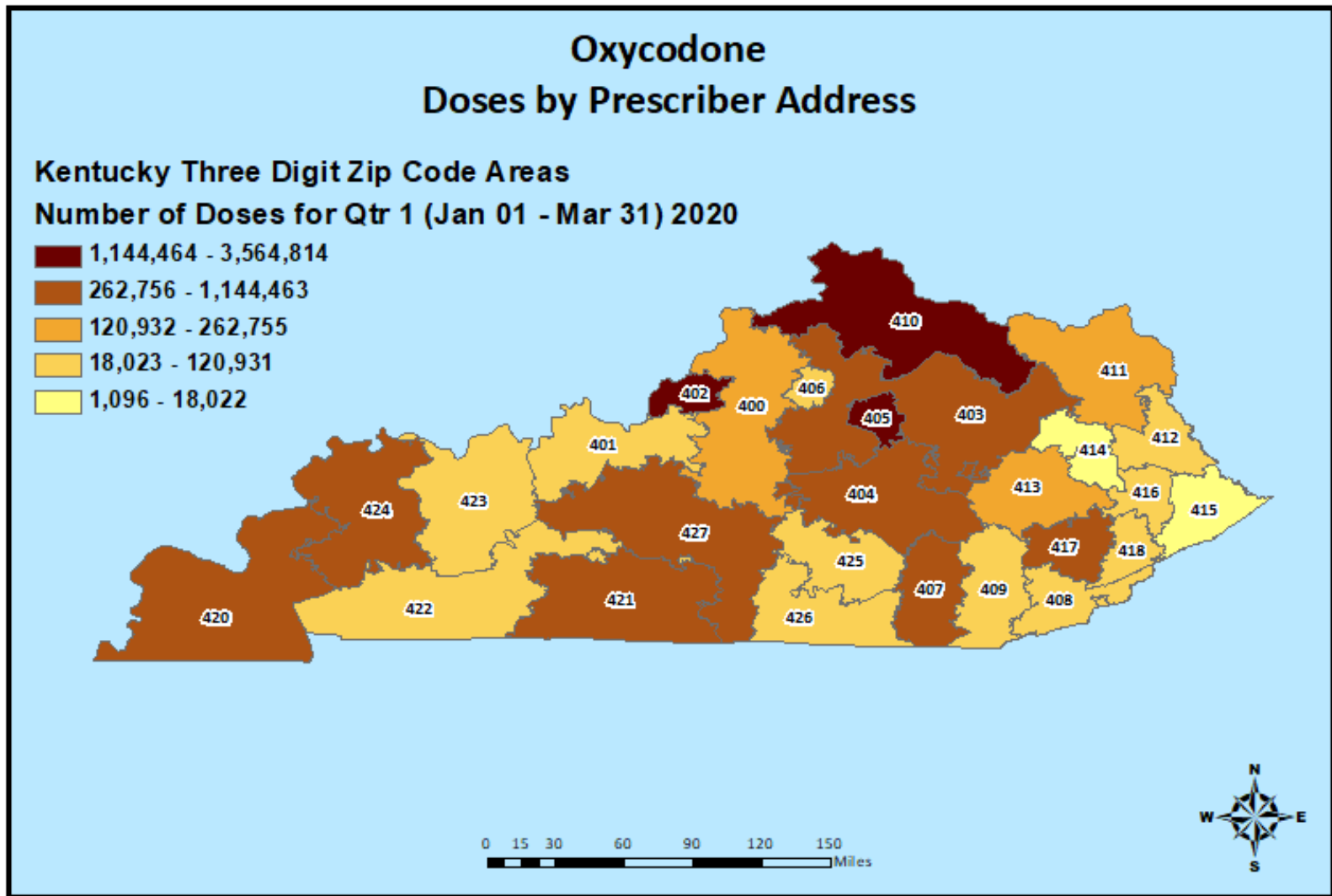
Hydrocodone Usage Q1 2020

Actual Number of Hydrocodone Doses for Quarter 1, 2020							
COUNTY	# DOSES	COUNTY	# DOSES	COUNTY	# DOSES	COUNTY	# DOSES
ADAIR	173,198	EDMONSON	95,526	KNOX	340,370	NICHOLAS	45,654
ALLEN	219,645	ELLIOTT	29,081	LARUE	123,585	OHIO	235,259
ANDERSON	166,438	ESTILL	173,382	LAUREL	466,185	OLDHAM	242,962
BALLARD	72,800	FAYETTE	880,428	LAWRENCE	116,553	OWEN	42,055
BARREN	367,936	FLEMING	76,049	LEE	136,480	OWSLEY	122,316
BATH	73,447	FLOYD	620,632	LESLIE	147,982	PENDLETON	53,609
BELL	492,678	FRANKLIN	302,946	LETCHER	300,493	PERRY	498,010
BOONE	338,053	FULTON	69,769	LEWIS	83,942	PIKE	494,416
BOURBON	100,130	GALLATIN	39,708	LINCOLN	189,901	POWELL	156,676
BOYD	126,040	GARRARD	91,294	LIVINGSTON	119,062	PULASKI	428,781
BOYLE	204,544	GRANT	81,074	LOGAN	248,475	ROBERTSON	13,001
BRACKEN	36,791	GRAVES	353,381	LYON	79,761	ROCKCASTLE	173,405
BREATHITT	184,940	GRAYSON	313,352	MADISON	498,001	ROWAN	93,904
BRECKINRIDGE	151,303	GREEN	80,582	MAGOFFIN	176,578	RUSSELL	52,929
BULLITT	538,061	GREENUP	207,607	MARION	143,659	SCOTT	240,728
BUTLER	126,644	HANCOCK	50,111	MARSHALL	298,129	SHELBY	288,233
CALDWELL	107,109	HARDIN	702,385	MARTIN	94,339	SIMPSON	120,022
CALLOWAY	294,441	HARLAN	318,943	MASON	56,186	SPENCER	142,765
CAMPBELL	262,369	HARRISON	100,940	MCCRACKEN	639,183	TAYLOR	210,174
CARLISLE	48,340	HART	150,581	MCCREARY	153,182	TODD	103,751
CARROLL	93,712	HENDERSON	437,907	MCLEAN	114,604	TRIGG	109,014
CARTER	115,627	HENRY	132,916	MEADE	134,396	TRIMBLE	59,175
CASEY	128,775	HICKMAN	31,831	MENIFEE	53,878	UNION	163,400
CHRISTIAN	372,216	HOPKINS	489,773	MERCER	142,301	WARREN	782,368
CLARK	205,479	JACKSON	119,612	METCALFE	126,888	WASHINGTON	63,782
CLAY	460,225	JEFFERSON	4,946,831	MONROE	106,927	WAYNE	232,252
CLINTON	102,399	JESSAMINE	231,698	MONTGOMERY	175,023	WEBSTER	175,657
CRITTENDEN	117,786	JOHNSON	281,408	MORGAN	98,203	WHITLEY	501,269
CUMBERLAND	76,330	KENTON	352,650	MUHLENBERG	440,146	WOLFE	105,071
DAVISS	460,172	KNOTT	240,701	NELSON	333,312	WOODFORD	117,828
TOTAL						30,426,916	

Per 1000 Hydrocodone Usage Q1 2020

Actual Number of Hydrocodone Doses per 1,000 Residents for Quarter 1, 2020							
COUNTY	PER 1000	COUNTY	PER 1000	COUNTY	PER 1000	COUNTY	PER 1000
ADAIR	8,983	EDMONSON	7,886	KNOX	10,742	NICHOLAS	6,445
ALLEN	10,646	ELLIOTT	3,832	LARUE	8,767	OHIO	9,650
ANDERSON	7,511	ESTILL	12,119	LAUREL	7,738	OLDHAM	3,706
BALLARD	9,039	FAYETTE	2,765	LAWRENCE	7,347	OWEN	3,952
BARREN	8,364	FLEMING	5,242	LEE	20,742	OWSLEY	27,236
BATH	5,958	FLOYD	16,724	LESLIE	14,043	PENDLETON	3,682
BELL	18,169	FRANKLIN	5,992	LETCHER	13,195	PERRY	18,213
BOONE	2,630	FULTON	11,291	LEWIS	6,245	PIKE	8,165
BOURBON	4,999	GALLATIN	4,612	LINCOLN	7,792	POWELL	12,730
BOYD	2,619	GARRARD	5,280	LIVINGSTON	12,845	PULASKI	6,704
BOYLE	6,814	GRANT	3,253	LOGAN	9,344	ROBERTSON	6,033
BRACKEN	4,380	GRAVES	9,504	LYON	9,885	ROCKCASTLE	10,291
BREATHITT	13,922	GRAYSON	11,967	MADISON	5,561	ROWAN	3,840
BRECKINRIDGE	7,580	GREEN	7,286	MAGOFFIN	13,921	RUSSELL	2,987
BULLITT	6,798	GREENUP	5,784	MARION	7,480	SCOTT	4,460
BUTLER	9,859	HANCOCK	5,688	MARSHALL	9,505	SHELBY	6,211
CALDWELL	8,522	HARDIN	6,545	MARTIN	7,860	SIMPSON	6,637
CALLOWAY	7,660	HARLAN	11,740	MASON	3,269	SPENCER	7,812
CAMPBELL	2,845	HARRISON	5,413	MCCRACKEN	9,809	TAYLOR	8,276
CARLISLE	9,957	HART	8,084	MCCREARY	8,748	TODD	8,438
CARROLL	8,775	HENDERSON	9,468	MCLEAN	12,095	TRIGG	7,643
CARTER	4,275	HENRY	8,403	MEADE	4,778	TRIMBLE	6,865
CASEY	8,143	HICKMAN	6,879	MENIFEE	8,408	UNION	10,981
CHRISTIAN	5,145	HOPKINS	10,670	MERCER	6,626	WARREN	6,232
CLARK	5,737	JACKSON	8,948	METCALFE	12,666	WASHINGTON	5,233
CLAY	22,162	JEFFERSON	6,463	MONROE	10,099	WAYNE	11,355
CLINTON	10,062	JESSAMINE	4,425	MONTGOMERY	6,302	WEBSTER	13,191
CRITTENDEN	12,820	JOHNSON	12,247	MORGAN	7,385	WHITLEY	13,887
CUMBERLAND	11,328	KENTON	2,138	MUHLENBERG	14,185	WOLFE	14,677
DAVISS	4,617	KNOTT	15,485	NELSON	7,316	WOODFORD	4,510

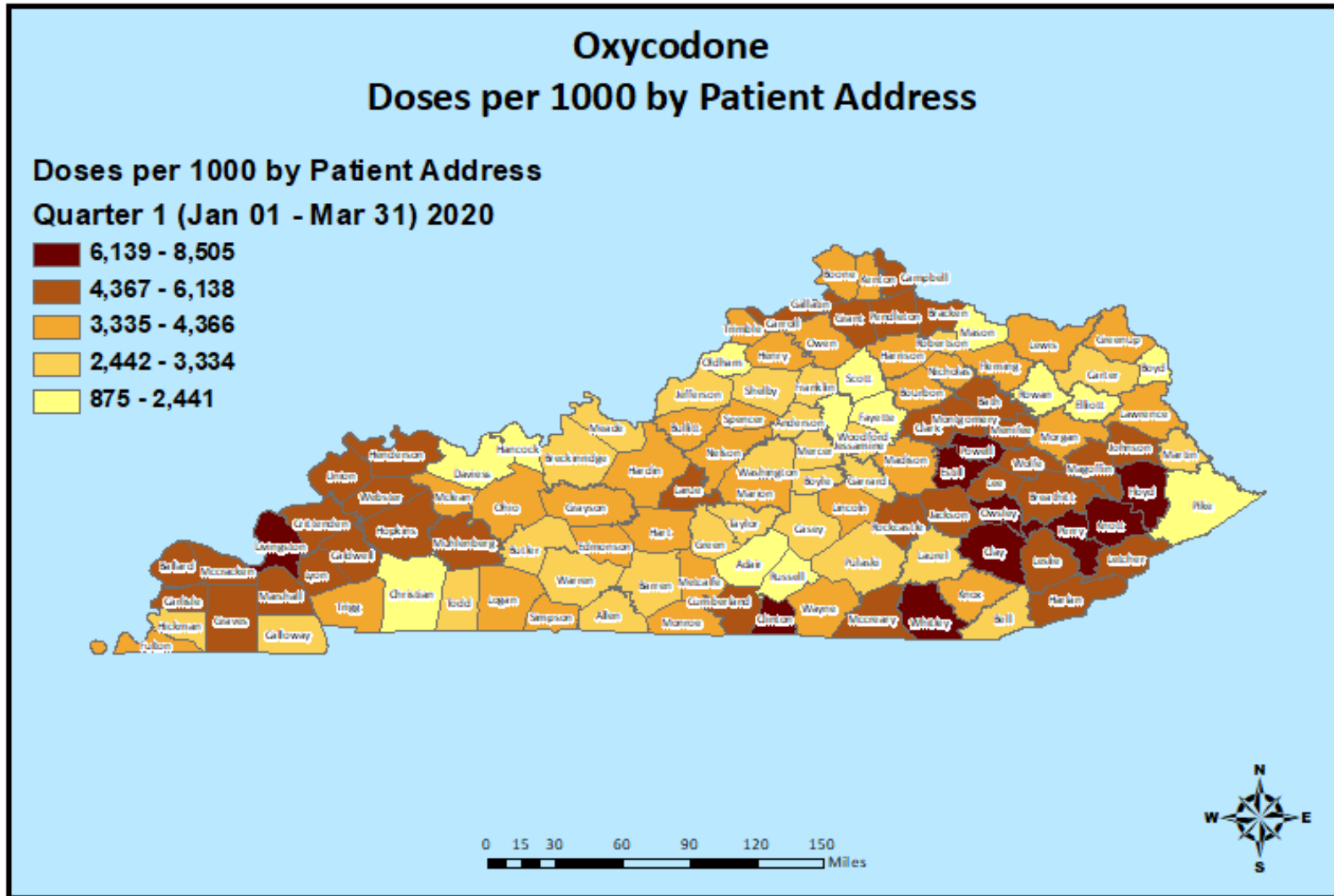
Oxycodone Prescribing Q1 2020



Oxycodone Prescribing Q1 2020

3 Digit Zip	Doses By Prescriber Zip-Actual Number of Oxycodone Doses for Quarter 1, 2020
400	262,755
401	71,308
402	3,564,814
403	445,766
404	399,385
405	2,768,187
406	115,677
407	398,415
408	61,263
409	74,539
410	1,968,702
411	253,903
412	100,122
413	169,014
414	18,022
415	1,096
416	120,931
417	399,382
418	60,581
420	1,144,463
421	967,221
422	65,132
423	58,218
424	459,576
425	87,364
426	112,089
427	465,602
Totals	14,613,527

Oxycodone Usage Q1 2020



Oxycodone Usage

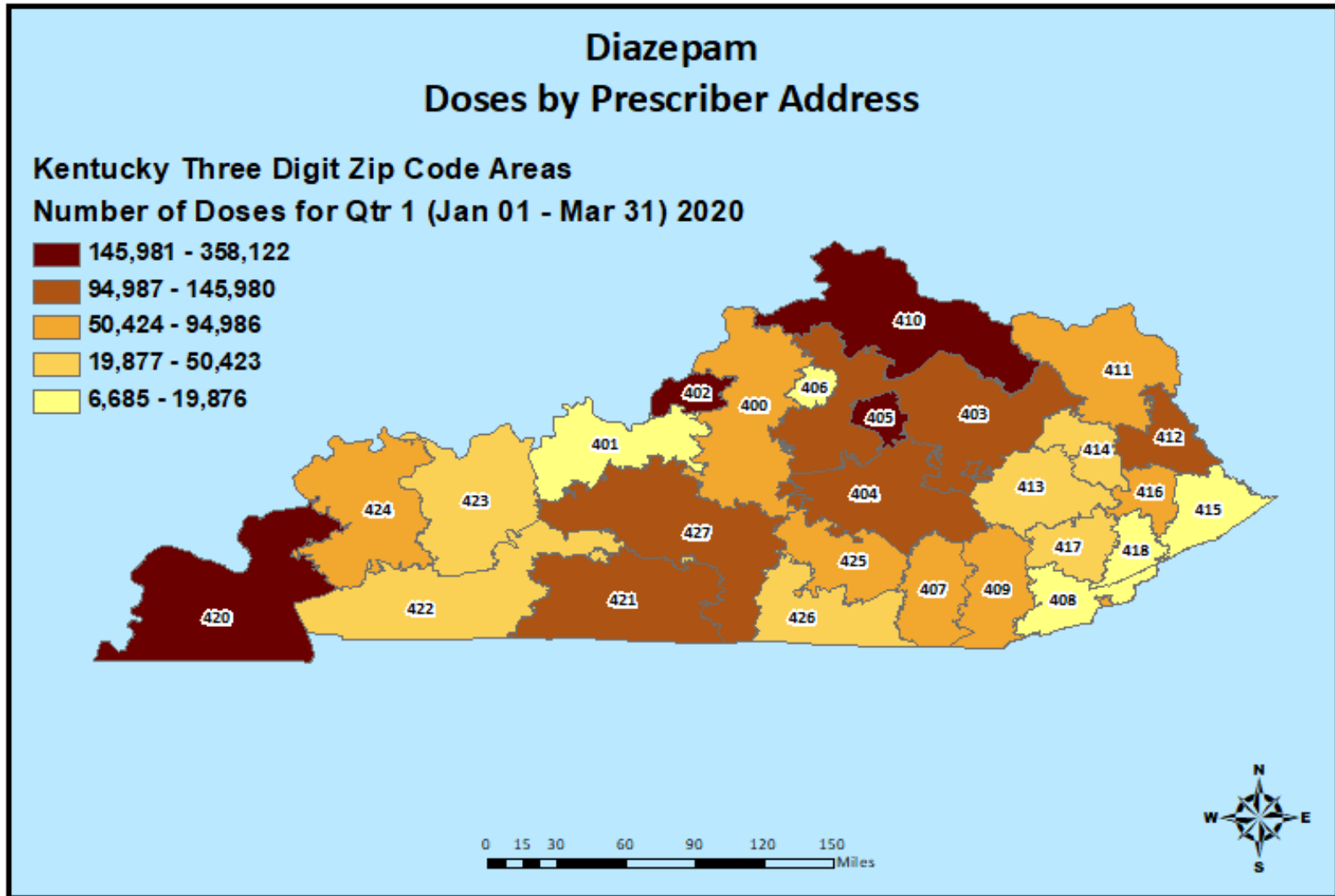
Q1 2020

Actual Number of Oxycodone Doses for Quarter 1, 2020							
COUNTY	# DOSES	COUNTY	# DOSES	COUNTY	# DOSES	COUNTY	# DOSES
ADAIR	46,903	EDMONSON	44,118	KNOX	126,917	NICHOLAS	26,811
ALLEN	68,329	ELLIOTT	16,176	LARUE	65,120	OHIO	86,577
ANDERSON	57,939	ESTILL	105,616	LAUREL	194,570	OLDHAM	115,831
BALLARD	36,594	FAYETTE	595,489	LAWRENCE	55,915	OWEN	42,048
BARREN	127,769	FLEMING	52,583	LEE	32,107	OWSLEY	29,836
BATH	59,492	FLOYD	315,639	LESLIE	58,790	PENDLETON	76,875
BELL	68,433	FRANKLIN	130,453	LETCHER	123,020	PERRY	230,872
BOONE	503,662	FULTON	26,979	LEWIS	48,570	PIKE	145,878
BOURBON	71,612	GALLATIN	48,471	LINCOLN	86,564	POWELL	100,038
BOYD	73,883	GARRARD	55,601	LIVINGSTON	61,630	PULASKI	209,285
BOYLE	79,616	GRANT	152,985	LOGAN	97,335	ROBERTSON	6,505
BRACKEN	45,978	GRAVES	166,564	LYON	39,666	ROCKCASTLE	83,761
BREATHITT	70,848	GRAYSON	106,917	MADISON	323,595	ROWAN	53,599
BRECKINRIDGE	60,575	GREEN	36,794	MAGOFFIN	61,294	RUSSELL	15,511
BULLITT	295,097	GREENUP	126,246	MARION	76,897	SCOTT	128,996
BUTLER	39,860	HANCOCK	19,400	MARSHALL	172,761	SHELBY	144,906
CALDWELL	63,830	HARDIN	377,008	MARTIN	32,999	SIMPSON	63,866
CALLOWAY	110,911	HARLAN	134,408	MASON	41,369	SPENCER	63,984
CAMPBELL	422,477	HARRISON	70,799	MCCRACKEN	332,829	TAYLOR	82,240
CARLISLE	24,804	HART	69,442	MCCREARY	81,339	TODD	32,085
CARROLL	62,846	HENDERSON	233,777	MCLEAN	34,877	TRIGG	51,093
CARTER	74,921	HENRY	62,271	MEADE	76,115	TRIMBLE	32,629
CASEY	40,643	HICKMAN	14,296	MENIFEE	32,376	UNION	75,429
CHRISTIAN	155,661	HOPKINS	240,878	MERCER	65,244	WARREN	342,687
CLARK	171,700	JACKSON	67,136	METCALFE	33,613	WASHINGTON	33,150
CLAY	132,438	JEFFERSON	2,403,709	MONROE	37,264	WAYNE	87,215
CLINTON	78,704	JESSAMINE	174,563	MONTGOMERY	137,411	WEBSTER	79,558
CRITTENDEN	50,290	JOHNSON	103,894	MORGAN	50,344	WHITLEY	233,326
CUMBERLAND	35,393	KENTON	612,187	MUHLENBERG	162,854	WOLFE	38,719
DAVISS	180,627	KNOTT	117,306	NELSON	187,561	WOODFORD	63,777
TOTAL						15,701,573	

Per 1000 Oxycodone Usage Q1 2020

Actual Number of Oxycodone Doses per 1,000 Residents for Quarter 1, 2020							
COUNTY	PER 1000	COUNTY	PER 1000	COUNTY	PER 1000	COUNTY	PER 1000
ADAIR	2,433	EDMONSON	3,642	KNOX	4,005	NICHOLAS	3,785
ALLEN	3,312	ELLIOTT	2,132	LARUE	4,620	OHIO	3,551
ANDERSON	2,615	ESTILL	7,382	LAUREL	3,229	OLDHAM	1,767
BALLARD	4,544	FAYETTE	1,870	LAWRENCE	3,525	OWEN	3,951
BARREN	2,904	FLEMING	3,625	LEE	4,879	OWSLEY	6,644
BATH	4,826	FLOYD	8,505	LESLIE	5,579	PENDLETON	5,280
BELL	2,524	FRANKLIN	2,580	LETCHER	5,402	PERRY	8,444
BOONE	3,918	FULTON	4,366	LEWIS	3,613	PIKE	2,409
BOURBON	3,575	GALLATIN	5,630	LINCOLN	3,552	POWELL	8,128
BOYD	1,535	GARRARD	3,215	LIVINGSTON	6,649	PULASKI	3,272
BOYLE	2,652	GRANT	6,138	LOGAN	3,660	ROBERTSON	3,019
BRACKEN	5,474	GRAVES	4,480	LYON	4,916	ROCKCASTLE	4,971
BREATHITT	5,333	GRAYSON	4,083	MADISON	3,614	ROWAN	2,192
BRECKINRIDGE	3,035	GREEN	3,327	MAGOFFIN	4,832	RUSSELL	875
BULLITT	3,728	GREENUP	3,517	MARION	4,004	SCOTT	2,390
BUTLER	3,103	HANCOCK	2,202	MARSHALL	5,508	SHELBY	3,122
CALDWELL	5,079	HARDIN	3,513	MARTIN	2,749	SIMPSON	3,532
CALLOWAY	2,886	HARLAN	4,947	MASON	2,407	SPENCER	3,501
CAMPBELL	4,582	HARRISON	3,797	MCCRACKEN	5,108	TAYLOR	3,238
CARLISLE	5,109	HART	3,728	MCCREARY	4,645	TODD	2,610
CARROLL	5,885	HENDERSON	5,054	MCLEAN	3,681	TRIGG	3,582
CARTER	2,770	HENRY	3,937	MEADE	2,706	TRIMBLE	3,785
CASEY	2,570	HICKMAN	3,090	MENIFEE	5,052	UNION	5,069
CHRISTIAN	2,151	HOPKINS	5,247	MERCER	3,038	WARREN	2,730
CLARK	4,794	JACKSON	5,022	METCALFE	3,355	WASHINGTON	2,720
CLAY	6,378	JEFFERSON	3,141	MONROE	3,519	WAYNE	4,264
CLINTON	7,734	JESSAMINE	3,334	MONTGOMERY	4,948	WEBSTER	5,975
CRITTENDEN	5,473	JOHNSON	4,521	MORGAN	3,786	WHITLEY	6,464
CUMBERLAND	5,253	KENTON	3,711	MUHLENBERG	5,249	WOLFE	5,408
DAVISS	1,812	KNOTT	7,547	NELSON	4,117	WOODFORD	2,441

Diazepam Prescribing Q1 2020



Diazepam Prescribing Q1 2020

3 Digit Zip	Doses By Prescriber Zip-Actual Number of Diazepam Doses for Quarter 1, 2020
400	72,130
401	19,876
402	358,122
403	137,985
404	112,162
405	263,126
406	13,843
407	76,338
408	9,013
409	86,941
410	266,462
411	94,986
412	130,780
413	50,286
414	29,620
415	10,885
416	89,427
417	39,091
418	6,685
420	227,473
421	130,652
422	48,848
423	50,423
424	81,762
425	67,629
426	34,621
427	145,980
Totals	2,655,146

Diazepam Usage

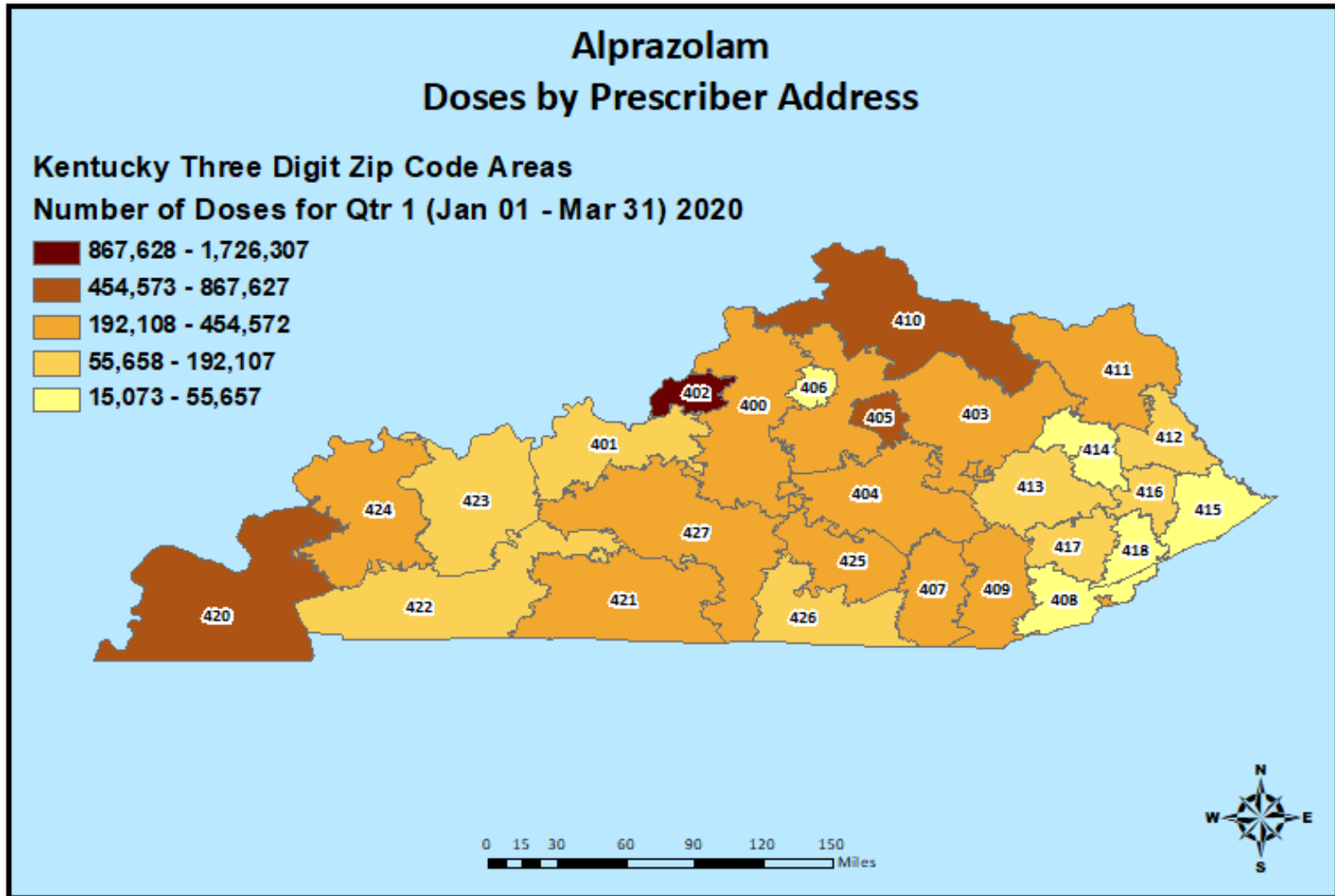
Q1 2020

Actual Number of Diazepam Doses for Quarter 1, 2020							
COUNTY	# DOSES	COUNTY	# DOSES	COUNTY	# DOSES	COUNTY	# DOSES
ADAIR	20,393	EDMONSON	10,748	KNOX	31,928	NICHOLAS	3,560
ALLEN	8,654	ELLIOTT	4,650	LARUE	24,445	OHIO	20,837
ANDERSON	9,693	ESTILL	13,771	LAUREL	35,680	OLDHAM	12,449
BALLARD	7,069	FAYETTE	118,505	LAWRENCE	23,314	OWEN	6,449
BARREN	31,382	FLEMING	10,388	LEE	15,507	OWSLEY	14,865
BATH	7,039	FLOYD	97,451	LESLIE	3,824	PENDLETON	10,141
BELL	50,939	FRANKLIN	24,194	LETCHER	8,596	PERRY	25,446
BOONE	60,297	FULTON	6,262	LEWIS	9,826	PIKE	41,904
BOURBON	10,926	GALLATIN	5,435	LINCOLN	24,724	POWELL	7,208
BOYD	26,491	GARRARD	10,830	LIVINGSTON	13,019	PULASKI	44,943
BOYLE	25,105	GRANT	18,772	LOGAN	12,601	ROBERTSON	3,367
BRACKEN	13,939	GRAVES	33,684	LYON	7,061	ROCKCASTLE	13,629
BREATHITT	17,899	GRAYSON	31,369	MADISON	42,935	ROWAN	20,951
BRECKINRIDGE	10,484	GREEN	13,015	MAGOFFIN	27,247	RUSSELL	5,435
BULLITT	23,144	GREENUP	37,435	MARION	15,320	SCOTT	31,341
BUTLER	6,837	HANCOCK	2,067	MARSHALL	38,542	SHELBY	17,245
CALDWELL	13,008	HARDIN	43,057	MARTIN	24,799	SIMPSON	7,115
CALLOWAY	44,363	HARLAN	13,849	MASON	12,439	SPENCER	10,711
CAMPBELL	54,914	HARRISON	23,225	MCCRACKEN	60,631	TAYLOR	32,505
CARLISLE	5,977	HART	16,762	MCCREARY	10,859	TODD	5,571
CARROLL	6,133	HENDERSON	47,244	MCLEAN	5,051	TRIGG	11,614
CARTER	24,131	HENRY	4,515	MEADE	5,835	TRIMBLE	3,076
CASEY	16,189	HICKMAN	3,371	MENIFEE	3,825	UNION	11,017
CHRISTIAN	27,319	HOPKINS	25,963	MERCER	17,086	WARREN	57,505
CLARK	19,387	JACKSON	10,466	METCALFE	14,498	WASHINGTON	5,917
CLAY	26,927	JEFFERSON	279,055	MONROE	7,665	WAYNE	14,371
CLINTON	12,280	JESSAMINE	27,174	MONTGOMERY	19,522	WEBSTER	9,872
CRITTENDEN	11,191	JOHNSON	80,514	MORGAN	7,027	WHITLEY	39,807
CUMBERLAND	3,226	KENTON	74,191	MUHLENBERG	18,311	WOLFE	8,757
DAVISS	32,854	KNOTT	16,056	NELSON	25,118	WOODFORD	11,749
TOTAL						2,808,800	

Per 1000 Diazepam Usage Q1 2020

Actual Number of Diazepam Doses per 1,000 Residents for Quarter 1, 2020							
COUNTY	PER 1000	COUNTY	PER 1000	COUNTY	PER 1000	COUNTY	PER 1000
ADAIR	1,058	EDMONSON	887	KNOX	1,008	NICHOLAS	503
ALLEN	419	ELLIOTT	613	LARUE	1,734	OHIO	855
ANDERSON	437	ESTILL	963	LAUREL	592	OLDHAM	190
BALLARD	878	FAYETTE	372	LAWRENCE	1,470	OWEN	606
BARREN	713	FLEMING	716	LEE	2,357	OWSLEY	3,310
BATH	571	FLOYD	2,626	LESLIE	363	PENDLETON	696
BELL	1,878	FRANKLIN	479	LETCHER	377	PERRY	931
BOONE	469	FULTON	1,013	LEWIS	731	PIKE	692
BOURBON	545	GALLATIN	631	LINCOLN	1,014	POWELL	586
BOYD	550	GARRARD	626	LIVINGSTON	1,405	PULASKI	703
BOYLE	836	GRANT	753	LOGAN	474	ROBERTSON	1,562
BRACKEN	1,659	GRAVES	906	LYON	875	ROCKCASTLE	809
BREATHITT	1,347	GRAYSON	1,198	MADISON	479	ROWAN	857
BRECKINRIDGE	525	GREEN	1,177	MAGOFFIN	2,148	RUSSELL	307
BULLITT	292	GREENUP	1,043	MARION	798	SCOTT	581
BUTLER	532	HANCOCK	235	MARSHALL	1,229	SHELBY	372
CALDWELL	1,035	HARDIN	401	MARTIN	2,066	SIMPSON	393
CALLOWAY	1,154	HARLAN	510	MASON	724	SPENCER	586
CAMPBELL	596	HARRISON	1,246	MCCRACKEN	930	TAYLOR	1,280
CARLISLE	1,231	HART	900	MCCREARY	620	TODD	453
CARROLL	574	HENDERSON	1,021	MCLEAN	533	TRIGG	814
CARTER	892	HENRY	285	MEADE	207	TRIMBLE	357
CASEY	1,024	HICKMAN	729	MENIFEE	597	UNION	740
CHRISTIAN	378	HOPKINS	566	MERCER	796	WARREN	458
CLARK	541	JACKSON	783	METCALFE	1,447	WASHINGTON	485
CLAY	1,297	JEFFERSON	365	MONROE	724	WAYNE	703
CLINTON	1,207	JESSAMINE	519	MONTGOMERY	703	WEBSTER	741
CRITTENDEN	1,218	JOHNSON	3,504	MORGAN	528	WHITLEY	1,103
CUMBERLAND	479	KENTON	450	MUHLENBERG	590	WOLFE	1,223
DAVISS	330	KNOTT	1,033	NELSON	551	WOODFORD	450

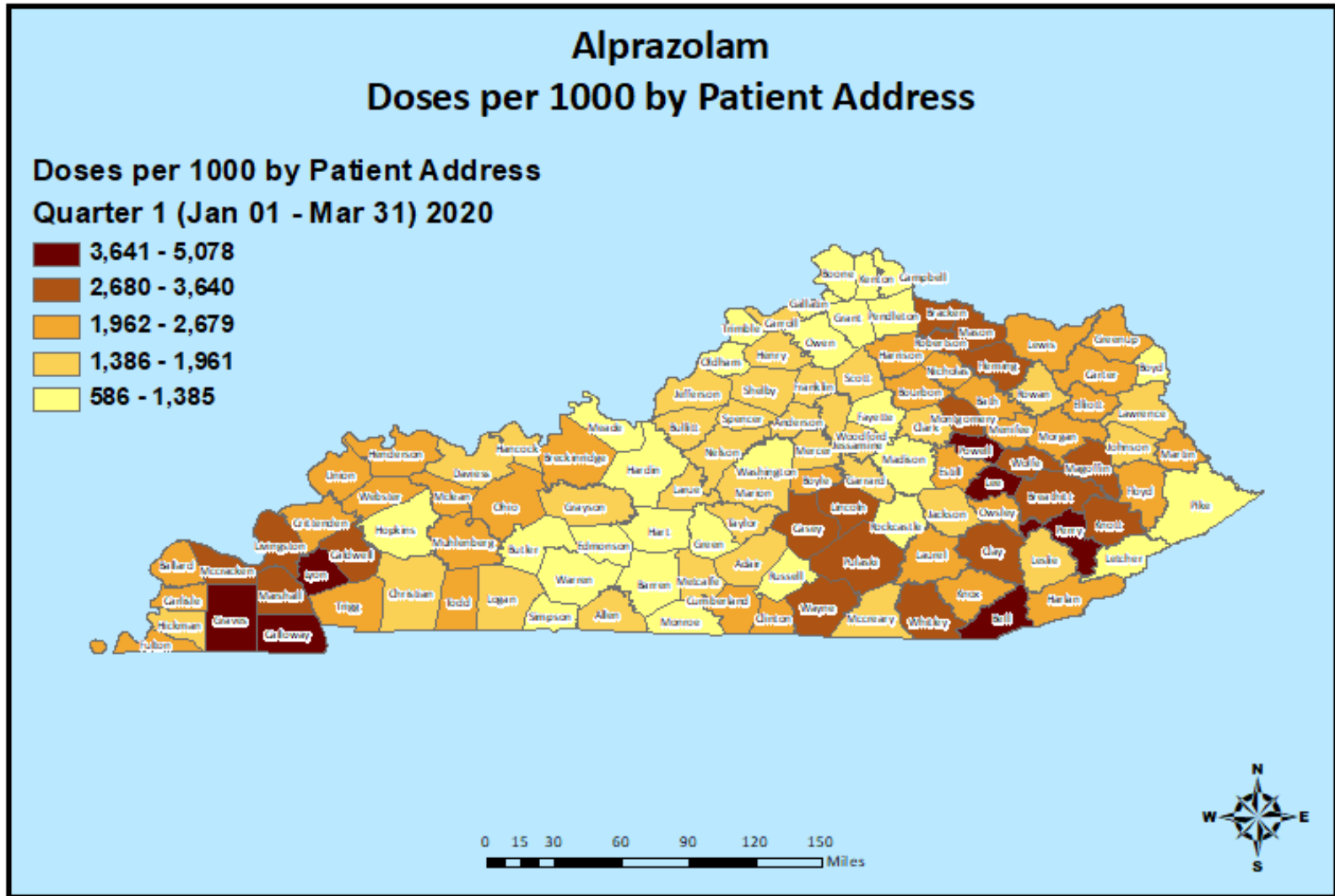
Alprazolam Prescribing Q1 2020



Alprazolam Prescribing Q1 2020

3 Digit Zip	Doses By Prescriber Zip-Actual Number of Alprazolam Doses for Quarter 1, 2020
400	300,195
401	96,969
402	1,726,307
403	454,572
404	257,263
405	867,627
406	55,657
407	239,532
408	35,843
409	220,902
410	631,450
411	213,649
412	90,834
413	93,431
414	46,564
415	15,073
416	92,088
417	153,072
418	24,002
420	732,797
421	281,049
422	192,107
423	152,414
424	218,709
425	282,987
426	88,211
427	235,194
Totals	7,798,498

Alprazolam Usage Q1 2020



Alprazolam Usage

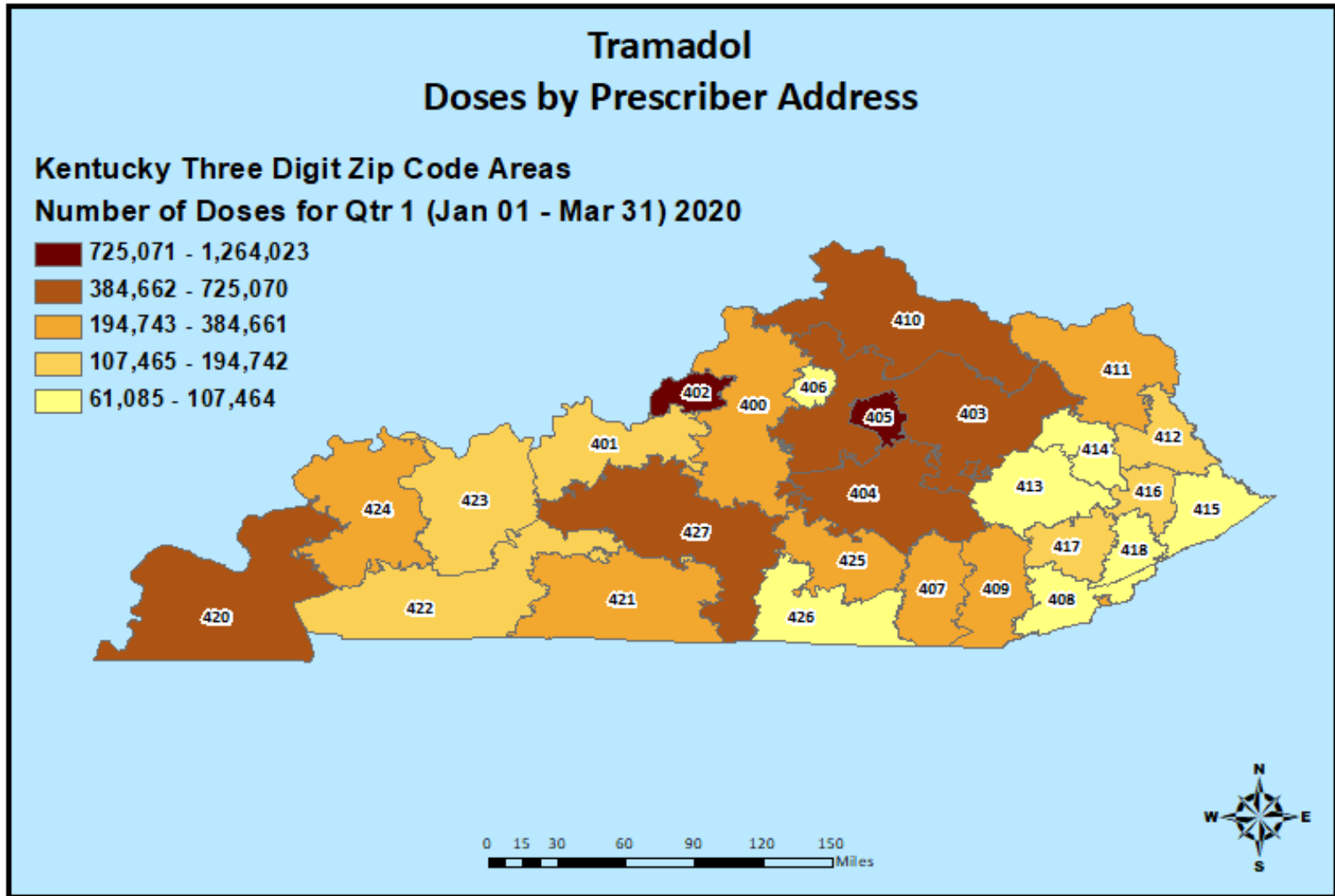
Q1 2020

Actual Number of Alprazolam Doses for Quarter 1, 2020							
COUNTY	# DOSES	COUNTY	# DOSES	COUNTY	# DOSES	COUNTY	# DOSES
ADAIR	33,449	EDMONSON	14,966	KNOX	82,870	NICHOLAS	17,513
ALLEN	33,681	ELLIOTT	15,400	LARUE	22,672	OHIO	51,304
ANDERSON	35,687	ESTILL	32,536	LAUREL	121,470	OLDHAM	78,687
BALLARD	18,305	FAYETTE	440,361	LAWRENCE	26,116	OWEN	13,559
BARREN	60,161	FLEMING	52,384	LEE	31,493	OWSLEY	11,692
BATH	26,155	FLOYD	87,104	LESLIE	16,848	PENDLETON	14,999
BELL	137,690	FRANKLIN	85,827	LETCHER	22,612	PERRY	107,662
BOONE	139,004	FULTON	14,635	LEWIS	27,489	PIKE	73,064
BOURBON	40,100	GALLATIN	10,542	LINCOLN	67,814	POWELL	54,245
BOYD	60,201	GARRARD	31,244	LIVINGSTON	32,712	PULASKI	205,735
BOYLE	62,723	GRANT	18,063	LOGAN	41,837	ROBERTSON	7,017
BRACKEN	27,465	GRAVES	145,518	LYON	38,777	ROCKCASTLE	19,935
BREATHITT	48,352	GRAYSON	48,689	MADISON	109,034	ROWAN	34,761
BRECKINRIDGE	45,943	GREEN	13,042	MAGOFFIN	35,579	RUSSELL	10,378
BULLITT	152,619	GREENUP	92,777	MARION	35,212	SCOTT	76,849
BUTLER	16,421	HANCOCK	14,917	MARSHALL	95,952	SHELBY	70,271
CALDWELL	36,296	HARDIN	119,997	MARTIN	30,443	SIMPSON	23,419
CALLOWAY	148,640	HARLAN	54,781	MASON	52,750	SPENCER	31,599
CAMPBELL	123,338	HARRISON	43,891	MCCRACKEN	186,732	TAYLOR	47,625
CARLISLE	12,308	HART	25,794	MCCREARY	28,758	TODD	27,887
CARROLL	17,171	HENDERSON	123,920	MCLEAN	22,217	TRIGG	33,855
CARTER	55,953	HENRY	22,974	MEADE	31,128	TRIMBLE	10,553
CASEY	45,464	HICKMAN	7,287	MENIFEE	13,567	UNION	34,241
CHRISTIAN	113,733	HOPKINS	61,489	MERCER	31,663	WARREN	121,145
CLARK	64,694	JACKSON	19,374	METCALFE	17,418	WASHINGTON	13,531
CLAY	66,888	JEFFERSON	1,464,797	MONROE	14,617	WAYNE	69,930
CLINTON	24,704	JESSAMINE	83,841	MONTGOMERY	87,995	WEBSTER	26,902
CRITTENDEN	23,979	JOHNSON	45,061	MORGAN	32,680	WHITLEY	123,934
CUMBERLAND	15,488	KENTON	173,394	MUHLENBERG	71,251	WOLFE	24,111
DAVISS	149,897	KNOTT	45,122	NELSON	81,138	WOODFORD	43,752
						TOTAL	8,237,235

Per 1000 Alprazolam Usage Q1 2020

Actual Number of Alprazolam Doses per 1,000 Residents for Quarter 1, 2020							
COUNTY	PER 1000	COUNTY	PER 1000	COUNTY	PER 1000	COUNTY	PER 1000
ADAIR	1,735	EDMONSON	1,235	KNOX	2,615	NICHOLAS	2,472
ALLEN	1,633	ELLIOTT	2,030	LARUE	1,608	OHIO	2,105
ANDERSON	1,611	ESTILL	2,274	LAUREL	2,016	OLDHAM	1,200
BALLARD	2,273	FAYETTE	1,383	LAWRENCE	1,646	OWEN	1,274
BARREN	1,368	FLEMING	3,611	LEE	4,786	OWSLEY	2,603
BATH	2,122	FLOYD	2,347	LESLIE	1,599	PENDLETON	1,030
BELL	5,078	FRANKLIN	1,698	LETCHER	993	PERRY	3,937
BOONE	1,081	FULTON	2,369	LEWIS	2,045	PIKE	1,207
BOURBON	2,002	GALLATIN	1,225	LINCOLN	2,782	POWELL	4,407
BOYD	1,251	GARRARD	1,807	LIVINGSTON	3,529	PULASKI	3,217
BOYLE	2,090	GRANT	725	LOGAN	1,573	ROBERTSON	3,256
BRACKEN	3,270	GRAVES	3,914	LYON	4,806	ROCKCASTLE	1,183
BREATHITT	3,640	GRAYSON	1,859	MADISON	1,218	ROWAN	1,422
BRECKINRIDGE	2,302	GREEN	1,179	MAGOFFIN	2,805	RUSSELL	586
BULLITT	1,928	GREENUP	2,585	MARION	1,833	SCOTT	1,424
BUTLER	1,278	HANCOCK	1,693	MARSHALL	3,059	SHELBY	1,514
CALDWELL	2,888	HARDIN	1,118	MARTIN	2,536	SIMPSON	1,295
CALLOWAY	3,867	HARLAN	2,016	MASON	3,069	SPENCER	1,729
CAMPBELL	1,338	HARRISON	2,354	MCCRACKEN	2,866	TAYLOR	1,875
CARLISLE	2,535	HART	1,385	MCCREARY	1,642	TODD	2,268
CARROLL	1,608	HENDERSON	2,679	MCLEAN	2,345	TRIGG	2,373
CARTER	2,069	HENRY	1,452	MEADE	1,107	TRIMBLE	1,224
CASEY	2,875	HICKMAN	1,575	MENIFEE	2,117	UNION	2,301
CHRISTIAN	1,572	HOPKINS	1,340	MERCER	1,474	WARREN	965
CLARK	1,806	JACKSON	1,449	METCALFE	1,739	WASHINGTON	1,110
CLAY	3,221	JEFFERSON	1,914	MONROE	1,381	WAYNE	3,419
CLINTON	2,427	JESSAMINE	1,601	MONTGOMERY	3,169	WEBSTER	2,020
CRITTENDEN	2,610	JOHNSON	1,961	MORGAN	2,458	WHITLEY	3,433
CUMBERLAND	2,299	KENTON	1,051	MUHLENBERG	2,296	WOLFE	3,368
DAVISS	1,504	KNOTT	2,903	NELSON	1,781	WOODFORD	1,675

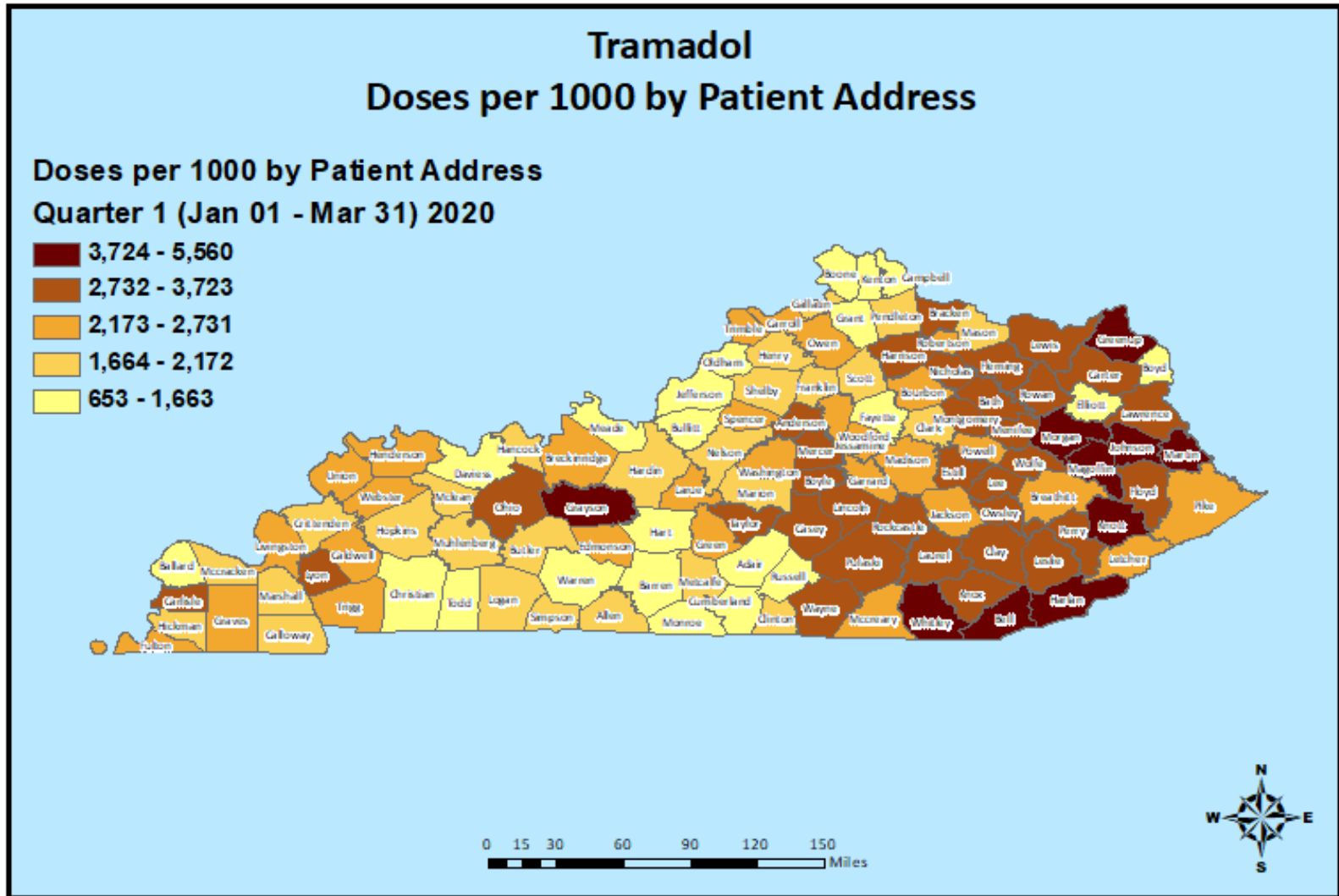
Tramadol Prescribing Q1 2020



Tramadol Prescribing Q1 2020

3 Digit Zip	Doses By Prescriber Zip-Actual Number of Tramadol Doses for Quarter 1, 2020
400	287,135
401	139,436
402	1,264,023
403	572,011
404	421,641
405	1,200,938
406	78,340
407	335,856
408	96,396
409	288,082
410	725,070
411	329,766
412	194,742
413	69,565
414	85,693
415	61,085
416	124,853
417	158,343
418	79,455
420	478,306
421	384,661
422	138,195
423	123,330
424	263,291
425	224,953
426	107,464
427	435,242
Totals	8,667,872

Tramadol Usage Q1 2020



Tramadol Usage

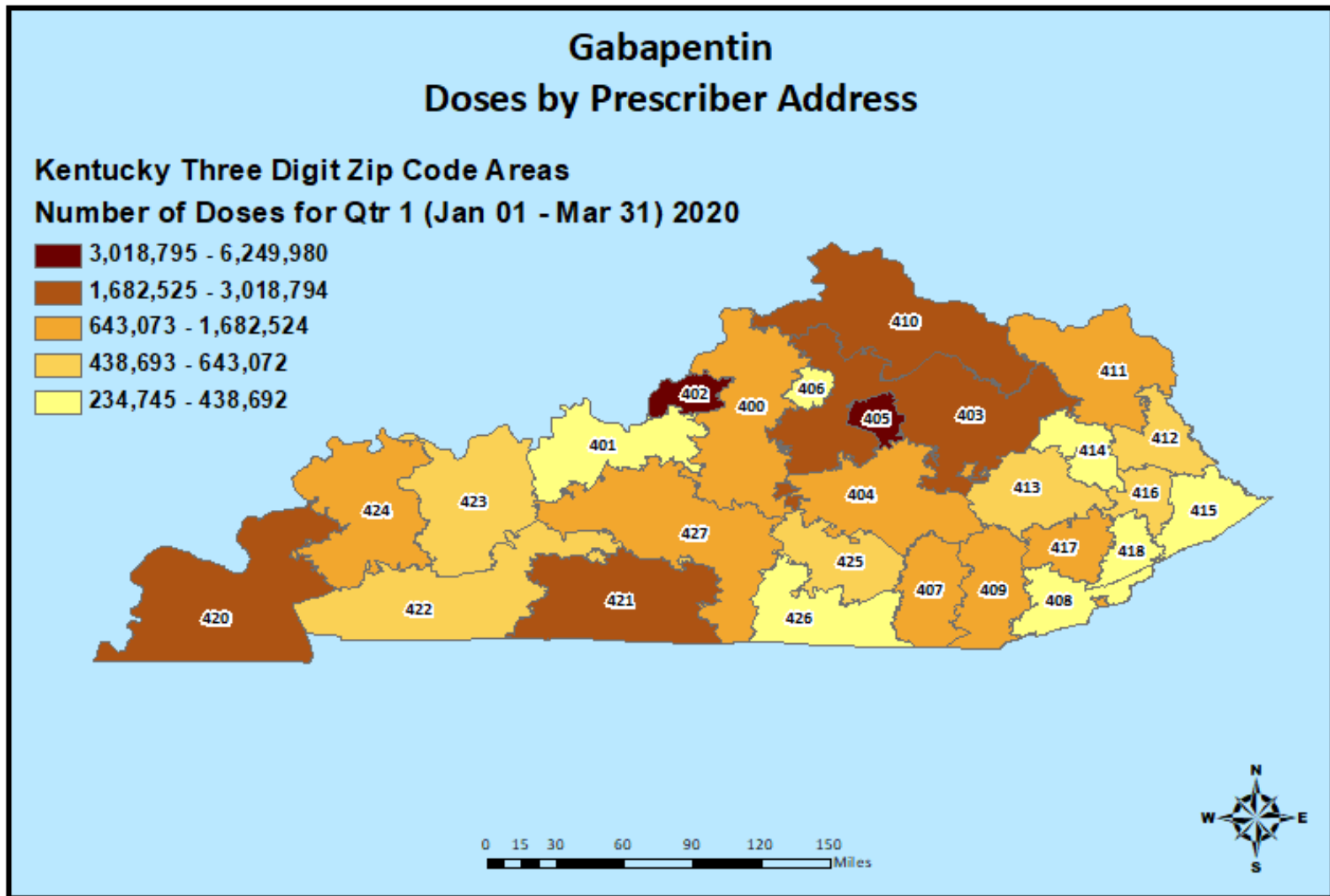
Q1 2020

Actual Number of Tramadol Doses for Quarter 1, 2020							
COUNTY	# DOSES	COUNTY	# DOSES	COUNTY	# DOSES	COUNTY	# DOSES
ADAIR	32,059	EDMONSON	26,791	KNOX	111,258	NICHOLAS	20,043
ALLEN	37,061	ELLIOTT	12,145	LARUE	32,264	OHIO	76,248
ANDERSON	62,063	ESTILL	52,847	LAUREL	175,451	OLDHAM	81,925
BALLARD	12,913	FAYETTE	507,772	LAWRENCE	55,305	OWEN	24,441
BARREN	64,529	FLEMING	43,069	LEE	21,986	OWSLEY	15,932
BATH	37,793	FLOYD	127,493	LESLIE	29,551	PENDLETON	25,086
BELL	138,501	FRANKLIN	106,804	LETCHER	53,407	PERRY	94,934
BOONE	202,249	FULTON	14,992	LEWIS	43,380	PIKE	133,706
BOURBON	44,234	GALLATIN	14,876	LINCOLN	74,591	POWELL	29,746
BOYD	79,521	GARRARD	42,220	LIVINGSTON	21,596	PULASKI	207,756
BOYLE	85,799	GRANT	37,473	LOGAN	47,930	ROBERTSON	4,777
BRACKEN	26,677	GRAVES	86,255	LYON	24,181	ROCKCASTLE	52,164
BREATHITT	31,005	GRAYSON	100,599	MADISON	230,735	ROWAN	68,700
BRECKINRIDGE	46,539	GREEN	30,200	MAGOFFIN	49,711	RUSSELL	11,574
BULLITT	126,868	GREENUP	159,822	MARION	37,147	SCOTT	112,014
BUTLER	24,881	HANCOCK	17,488	MARSHALL	66,028	SHELBY	82,783
CALDWELL	31,070	HARDIN	225,232	MARTIN	52,449	SIMPSON	32,468
CALLOWAY	72,915	HARLAN	129,257	MASON	34,398	SPENCER	40,461
CAMPBELL	114,476	HARRISON	52,121	MCCRACKEN	128,412	TAYLOR	85,199
CARLISLE	15,145	HART	26,478	MCCREARY	41,374	TODD	19,414
CARROLL	28,094	HENDERSON	108,761	MCLEAN	20,386	TRIGG	35,729
CARTER	76,390	HENRY	33,314	MEADE	42,111	TRIMBLE	20,054
CASEY	46,731	HICKMAN	9,253	MENIFEE	20,111	UNION	35,605
CHRISTIAN	71,525	HOPKINS	97,736	MERCER	65,313	WARREN	164,006
CLARK	76,855	JACKSON	34,322	METCALFE	19,819	WASHINGTON	27,090
CLAY	77,314	JEFFERSON	967,853	MONROE	17,411	WAYNE	64,020
CLINTON	20,794	JESSAMINE	125,275	MONTGOMERY	103,251	WEBSTER	34,160
CRITTENDEN	19,954	JOHNSON	96,214	MORGAN	73,937	WHITLEY	157,080
CUMBERLAND	9,871	KENTON	189,778	MUHLENBERG	65,703	WOLFE	20,672
DAVISS	127,687	KNOTT	61,136	NELSON	81,249	WOODFORD	61,674
						TOTAL	9,058,995

Per 1000 Tramadol Usage Q1 2020

Actual Number of Tramadol Doses per 1,000 Residents for Quarter 1, 2020							
COUNTY	PER 1000	COUNTY	PER 1000	COUNTY	PER 1000	COUNTY	PER 1000
ADAIR	1,663	EDMONSON	2,212	KNOX	3,511	NICHOLAS	2,829
ALLEN	1,796	ELLIOTT	1,601	LARUE	2,289	OHIO	3,128
ANDERSON	2,801	ESTILL	3,694	LAUREL	2,912	OLDHAM	1,250
BALLARD	1,603	FAYETTE	1,595	LAWRENCE	3,486	OWEN	2,297
BARREN	1,467	FLEMING	2,969	LEE	3,341	OWSLEY	3,548
BATH	3,066	FLOYD	3,436	LESLIE	2,804	PENDLETON	1,723
BELL	5,108	FRANKLIN	2,112	LETCHER	2,345	PERRY	3,472
BOONE	1,573	FULTON	2,426	LEWIS	3,227	PIKE	2,208
BOURBON	2,208	GALLATIN	1,728	LINCOLN	3,061	POWELL	2,417
BOYD	1,652	GARRARD	2,442	LIVINGSTON	2,330	PULASKI	3,248
BOYLE	2,858	GRANT	1,504	LOGAN	1,802	ROBERTSON	2,217
BRACKEN	3,176	GRAVES	2,320	LYON	2,997	ROCKCASTLE	3,096
BREATHITT	2,334	GRAYSON	3,842	MADISON	2,577	ROWAN	2,810
BRECKINRIDGE	2,331	GREEN	2,731	MAGOFFIN	3,919	RUSSELL	653
BULLITT	1,603	GREENUP	4,453	MARION	1,934	SCOTT	2,075
BUTLER	1,937	HANCOCK	1,985	MARSHALL	2,105	SHELBY	1,784
CALDWELL	2,472	HARDIN	2,099	MARTIN	4,370	SIMPSON	1,795
CALLOWAY	1,897	HARLAN	4,758	MASON	2,001	SPENCER	2,214
CAMPBELL	1,241	HARRISON	2,795	MCCRACKEN	1,971	TAYLOR	3,355
CARLISLE	3,119	HART	1,421	MCCREARY	2,363	TODD	1,579
CARROLL	2,631	HENDERSON	2,351	MCLEAN	2,152	TRIGG	2,505
CARTER	2,824	HENRY	2,106	MEADE	1,497	TRIMBLE	2,326
CASEY	2,955	HICKMAN	2,000	MENIFEE	3,138	UNION	2,393
CHRISTIAN	989	HOPKINS	2,129	MERCER	3,041	WARREN	1,306
CLARK	2,146	JACKSON	2,567	METCALFE	1,978	WASHINGTON	2,222
CLAY	3,723	JEFFERSON	1,265	MONROE	1,644	WAYNE	3,130
CLINTON	2,043	JESSAMINE	2,393	MONTGOMERY	3,718	WEBSTER	2,565
CRITTENDEN	2,172	JOHNSON	4,187	MORGAN	5,560	WHITLEY	4,352
CUMBERLAND	1,465	KENTON	1,151	MUHLENBERG	2,118	WOLFE	2,888
DAVISS	1,281	KNOTT	3,933	NELSON	1,783	WOODFORD	2,361

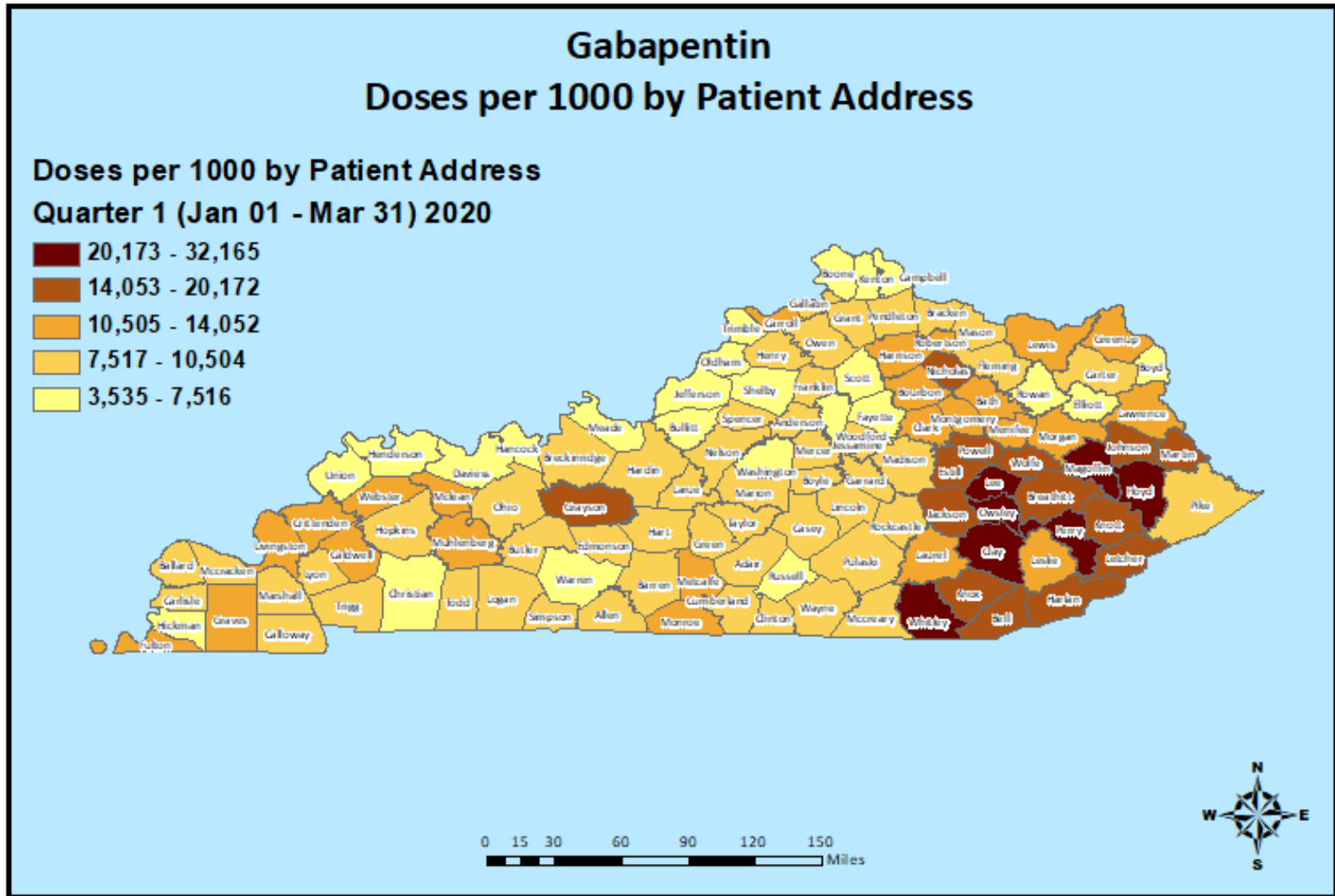
Gabapentin Prescribing Q1 2020



Gabapentin Prescribing Q1 2020

3 Digit Zip	Doses By Prescriber Zip-Actual Number of Gabapentin Doses for Quarter 1, 2020
400	993,457
401	438,692
402	6,249,980
403	2,140,131
404	1,338,509
405	4,840,467
406	271,090
407	1,584,041
408	300,134
409	1,019,832
410	3,018,794
411	1,153,498
412	643,072
413	634,992
414	300,035
415	234,745
416	596,979
417	1,108,898
418	289,671
420	2,225,804
421	2,246,331
422	630,877
423	560,333
424	956,618
425	547,043
426	377,135
427	1,682,524
Totals	36,383,682

Gabapentin Usage Q1 2020



Gabapentin Usage

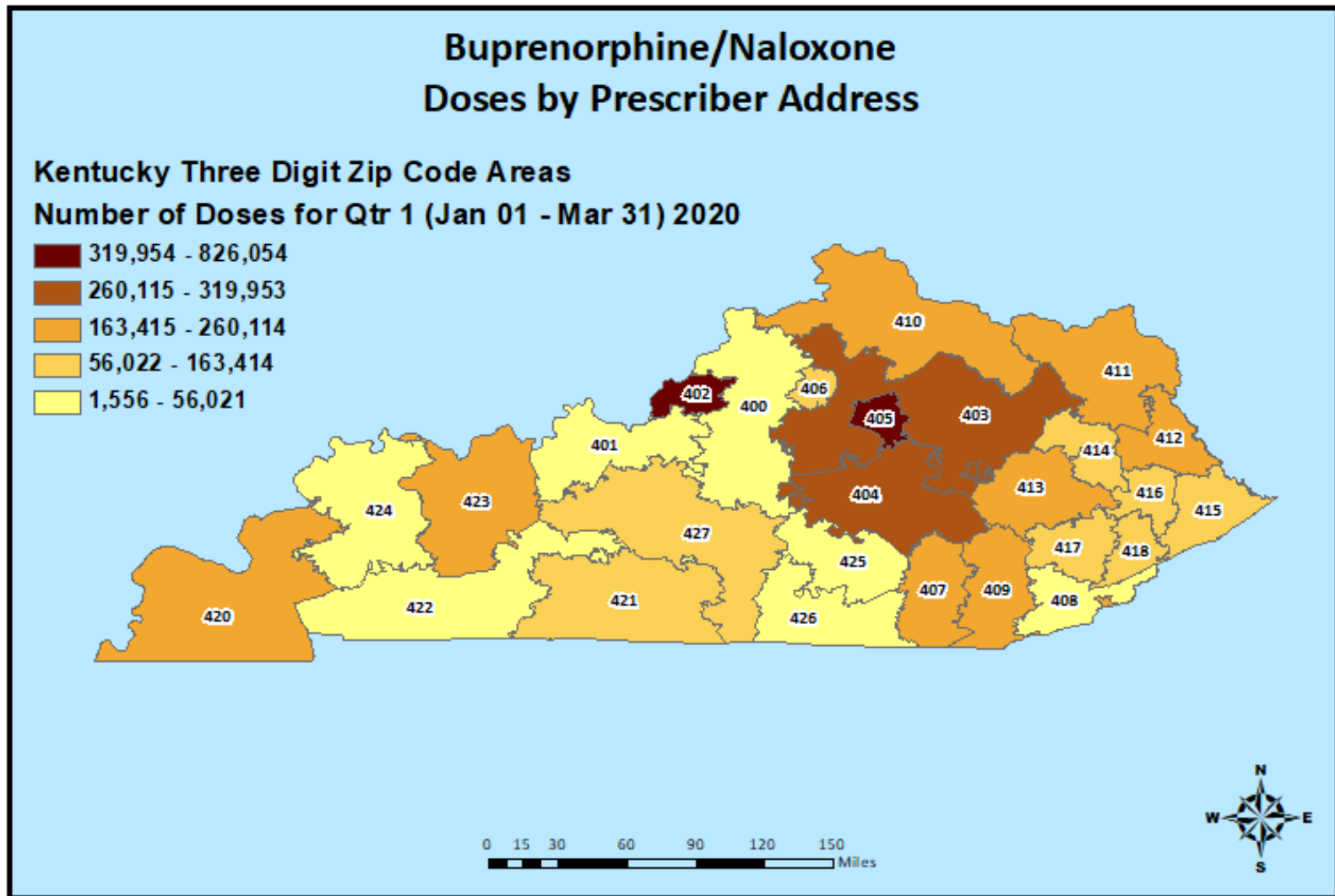
Q1 2020

Actual Number of Gabapentin Doses for Quarter 1, 2020							
COUNTY	# DOSES	COUNTY	# DOSES	COUNTY	# DOSES	COUNTY	# DOSES
ADAIR	153,967	EDMONSON	96,080	KNOX	547,172	NICHOLAS	107,814
ALLEN	194,469	ELLIOTT	49,833	LARUE	124,052	OHIO	240,335
ANDERSON	200,945	ESTILL	260,645	LAUREL	711,247	OLDHAM	290,301
BALLARD	63,401	FAYETTE	1,682,160	LAWRENCE	210,293	OWEN	94,537
BARREN	399,865	FLEMING	139,352	LEE	145,783	OWSLEY	144,455
BATH	169,198	FLOYD	778,608	LESLIE	140,479	PENDLETON	119,759
BELL	456,809	FRANKLIN	388,018	LETCHER	429,678	PERRY	619,065
BOONE	726,236	FULTON	75,866	LEWIS	157,794	PIKE	620,598
BOURBON	224,277	GALLATIN	67,892	LINCOLN	231,564	POWELL	242,434
BOYD	310,421	GARRARD	138,143	LIVINGSTON	107,785	PULASKI	597,400
BOYLE	246,035	GRANT	193,981	LOGAN	272,206	ROBERTSON	23,804
BRACKEN	84,037	GRAVES	410,660	LYON	80,489	ROCKCASTLE	149,215
BREATHITT	246,627	GRAYSON	401,343	MADISON	773,233	ROWAN	173,386
BRECKINRIDGE	153,959	GREEN	100,733	MAGOFFIN	270,183	RUSSELL	62,643
BULLITT	523,113	GREENUP	504,353	MARION	177,921	SCOTT	329,394
BUTLER	132,604	HANCOCK	46,186	MARSHALL	313,711	SHELBY	320,817
CALDWELL	154,493	HARDIN	829,664	MARTIN	212,840	SIMPSON	154,011
CALLOWAY	296,013	HARLAN	458,488	MASON	137,962	SPENCER	165,037
CAMPBELL	562,882	HARRISON	220,065	MCCRACKEN	623,468	TAYLOR	265,775
CARLISLE	45,620	HART	157,779	MCCREARY	183,934	TODD	109,887
CARROLL	119,227	HENDERSON	347,633	MCLEAN	100,648	TRIGG	138,859
CARTER	245,240	HENRY	142,707	MEADE	152,931	TRIMBLE	60,045
CASEY	131,591	HICKMAN	34,581	MENIFEE	85,916	UNION	105,270
CHRISTIAN	419,421	HOPKINS	470,467	MERCER	200,961	WARREN	879,951
CLARK	399,523	JACKSON	221,821	METCALFE	120,094	WASHINGTON	88,534
CLAY	555,014	JEFFERSON	4,908,559	MONROE	121,470	WAYNE	199,431
CLINTON	103,705	JESSAMINE	450,349	MONTGOMERY	361,801	WEBSTER	152,125
CRITTENDEN	104,426	JOHNSON	399,554	MORGAN	172,766	WHITLEY	803,288
CUMBERLAND	68,174	KENTON	838,201	MUHLENBERG	425,452	WOLFE	132,548
DAVISS	414,750	KNOTT	313,551	NELSON	373,703	WOODFORD	185,734
TOTAL						38,577,302	

Per 1000 Gabapentin Usage Q1 2020

Actual Number of Gabapentin Doses per 1,000 Residents for Quarter 1, 2020							
COUNTY	PER 1000	COUNTY	PER 1000	COUNTY	PER 1000	COUNTY	PER 1000
ADAIR	7,986	EDMONSON	7,931	KNOX	17,268	NICHOLAS	15,219
ALLEN	9,426	ELLIOTT	6,567	LARUE	8,801	OHIO	9,859
ANDERSON	9,069	ESTILL	18,218	LAUREL	11,805	OLDHAM	4,428
BALLARD	7,872	FAYETTE	5,282	LAWRENCE	13,257	OWEN	8,883
BARREN	9,089	FLEMING	9,606	LEE	22,155	OWSLEY	32,165
BATH	13,726	FLOYD	20,981	LESLIE	13,331	PENDLETON	8,225
BELL	16,846	FRANKLIN	7,674	LETCHER	18,868	PERRY	22,641
BOONE	5,650	FULTON	12,278	LEWIS	11,739	PIKE	10,249
BOURBON	11,197	GALLATIN	7,886	LINCOLN	9,501	POWELL	19,697
BOYD	6,449	GARRARD	7,989	LIVINGSTON	11,629	PULASKI	9,341
BOYLE	8,196	GRANT	7,783	LOGAN	10,236	ROBERTSON	11,046
BRACKEN	10,004	GRAVES	11,045	LYON	9,975	ROCKCASTLE	8,855
BREATHITT	18,566	GRAYSON	15,328	MADISON	8,635	ROWAN	7,091
BRECKINRIDGE	7,713	GREEN	9,108	MAGOFFIN	21,301	RUSSELL	3,535
BULLITT	6,609	GREENUP	14,052	MARION	9,264	SCOTT	6,103
BUTLER	10,323	HANCOCK	5,242	MARSHALL	10,002	SHELBY	6,913
CALDWELL	12,293	HARDIN	7,731	MARTIN	17,734	SIMPSON	8,517
CALLOWAY	7,701	HARLAN	16,876	MASON	8,026	SPENCER	9,031
CAMPBELL	6,104	HARRISON	11,802	MCCRACKEN	9,568	TAYLOR	10,465
CARLISLE	9,396	HART	8,470	MCCREARY	10,504	TODD	8,938
CARROLL	11,165	HENDERSON	7,516	MCLEAN	10,622	TRIGG	9,735
CARTER	9,068	HENRY	9,022	MEADE	5,437	TRIMBLE	6,966
CASEY	8,321	HICKMAN	7,474	MENIFEE	13,408	UNION	7,075
CHRISTIAN	5,797	HOPKINS	10,249	MERCER	9,357	WARREN	7,010
CLARK	11,154	JACKSON	16,593	METCALFE	11,988	WASHINGTON	7,263
CLAY	26,727	JEFFERSON	6,413	MONROE	11,472	WAYNE	9,751
CLINTON	10,190	JESSAMINE	8,602	MONTGOMERY	13,028	WEBSTER	11,424
CRITTENDEN	11,365	JOHNSON	17,389	MORGAN	12,992	WHITLEY	22,254
CUMBERLAND	10,118	KENTON	5,082	MUHLENBERG	13,712	WOLFE	18,515
DAVISS	4,161	KNOTT	20,172	NELSON	8,203	WOODFORD	7,110

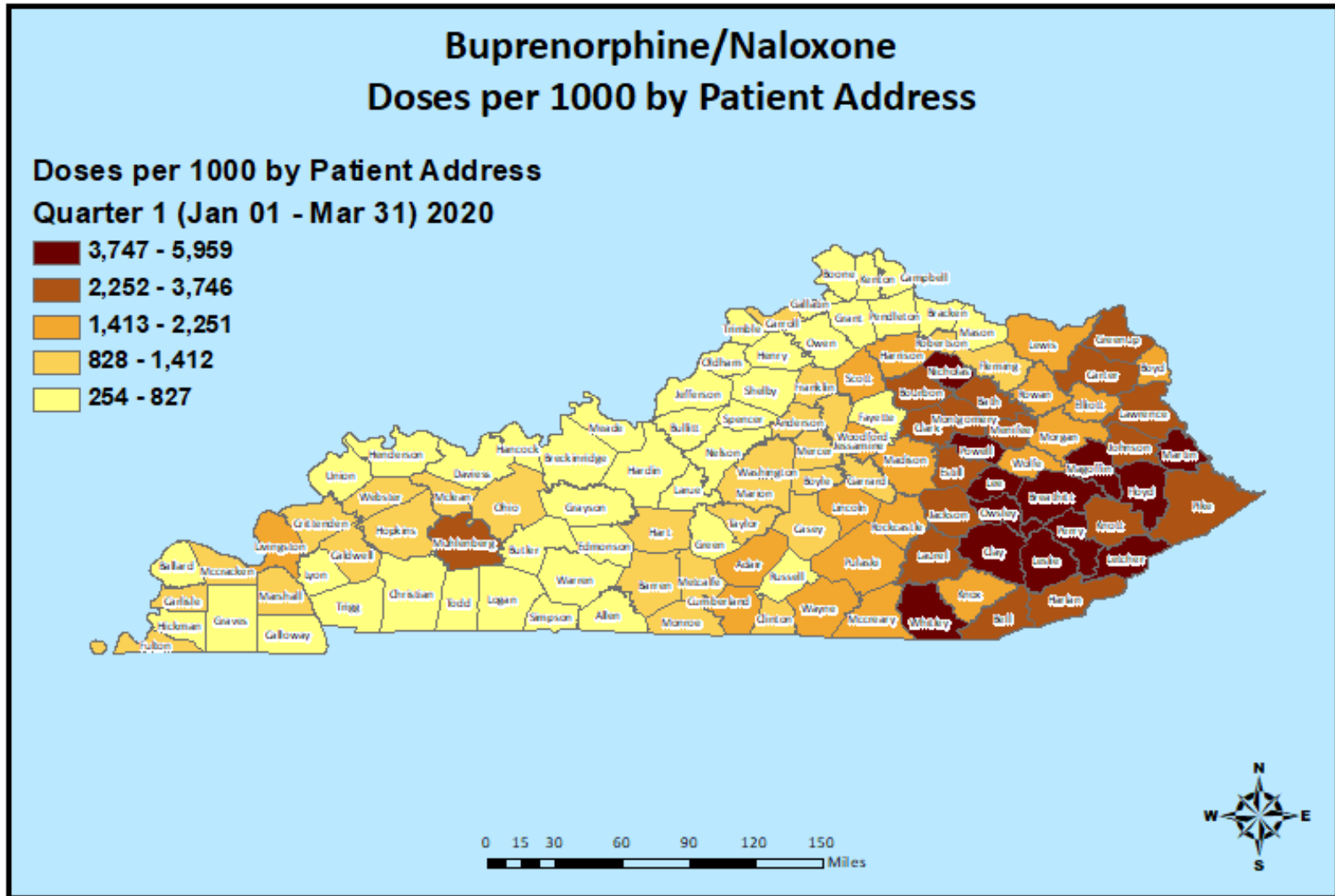
Buprenorphine/Naloxone Prescribing Q1 2020



Buprenorphine/Naloxone Prescribing Q1 2020

3 Digit Zip	Doses By Prescriber Zip-Actual Number of Buprenorphine/Naloxone Doses for Quarter 1,
400	38,901
401	15,592
402	634,228
403	282,846
404	319,953
405	826,054
406	118,376
407	248,161
408	27,489
409	210,485
410	185,047
411	256,085
412	260,114
413	225,379
414	93,151
415	94,232
416	109,565
417	139,170
418	69,048
420	234,107
421	150,442
422	14,568
423	223,451
424	1,556
425	56,021
426	6,536
427	163,414
Totals	5,003,971

Buprenorphine/Naloxone Usage Q1 2020



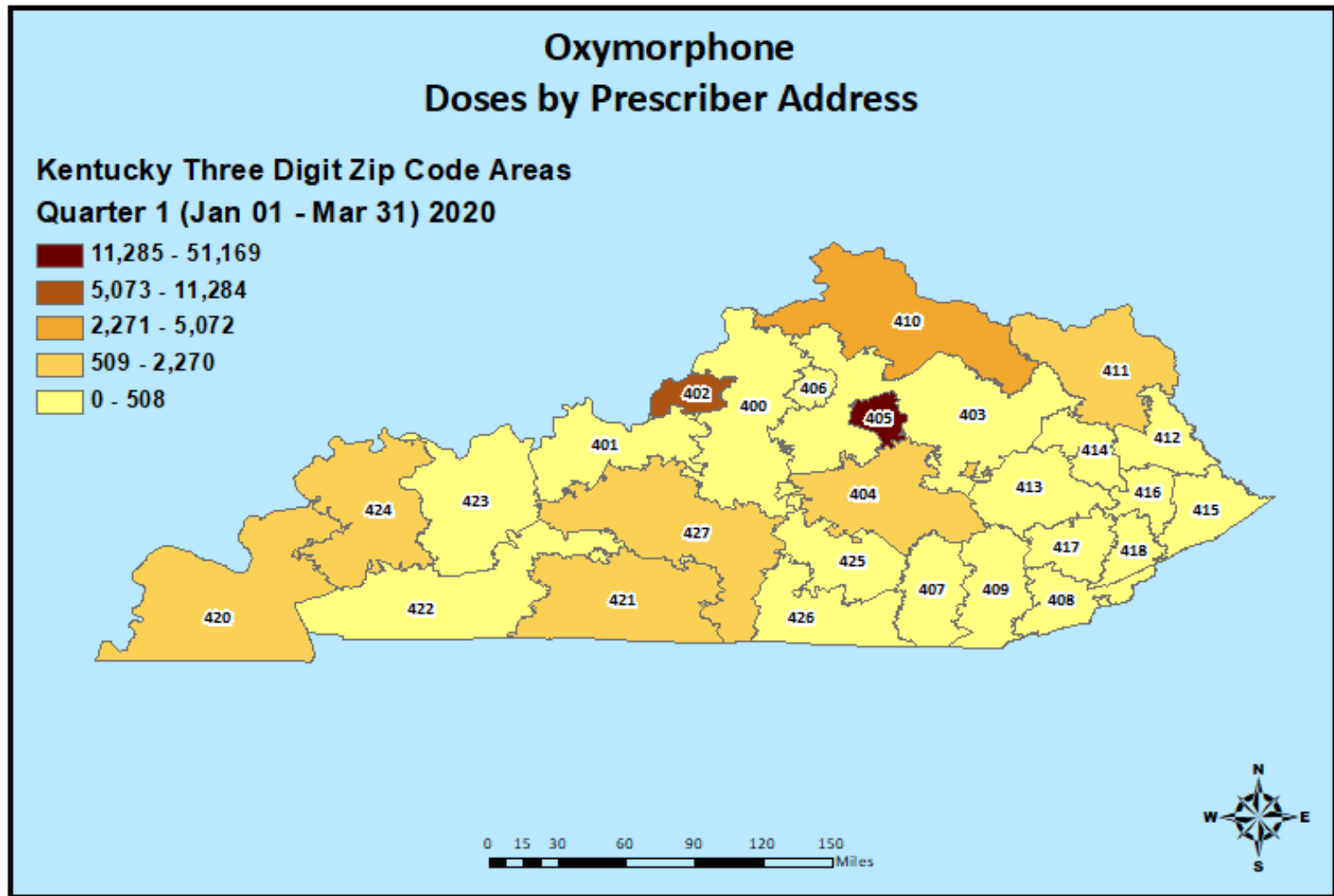
Buprenorphine/Naloxone Usage Q1 2020

Actual Number of Buprenorphine/Naloxone Doses for Quarter 1, 2020							
COUNTY	# DOSES	COUNTY	# DOSES	COUNTY	# DOSES	COUNTY	# DOSES
ADAIR	28,147	EDMONSON	6,946	KNOX	66,845	NICHOLAS	27,599
ALLEN	16,634	ELLIOTT	16,200	LARUE	7,916	OHIO	23,926
ANDERSON	29,112	ESTILL	47,564	LAUREL	146,765	OLDHAM	17,954
BALLARD	4,096	FAYETTE	263,456	LAWRENCE	53,868	OWEN	7,668
BARREN	47,322	FLEMING	18,339	LEE	27,195	OWSLEY	25,458
BATH	42,210	FLOYD	184,845	LESLIE	44,390	PENDLETON	10,538
BELL	76,341	FRANKLIN	71,377	LETCHER	106,419	PERRY	141,478
BOONE	46,827	FULTON	5,616	LEWIS	21,722	PIKE	174,278
BOURBON	56,802	GALLATIN	6,649	LINCOLN	38,611	POWELL	50,270
BOYD	79,637	GARRARD	21,225	LIVINGSTON	14,282	PULASKI	99,846
BOYLE	32,559	GRANT	15,333	LOGAN	15,939	ROBERTSON	2,194
BRACKEN	6,113	GRAVES	29,945	LYON	6,538	ROCKCASTLE	31,144
BREATHITT	60,744	GRAYSON	16,072	MADISON	142,825	ROWAN	48,524
BRECKINRIDGE	5,074	GREEN	7,657	MAGOFFIN	75,589	RUSSELL	9,336
BULLITT	49,969	GREENUP	86,952	MARION	24,841	SCOTT	78,983
BUTLER	7,791	HANCOCK	2,396	MARSHALL	33,543	SHELBY	24,426
CALDWELL	15,611	HARDIN	52,011	MARTIN	53,020	SIMPSON	13,292
CALLOWAY	17,111	HARLAN	101,769	MASON	12,280	SPENCER	12,226
CAMPBELL	37,783	HARRISON	36,227	MCCRACKEN	72,490	TAYLOR	27,646
CARLISLE	5,024	HART	17,285	MCCREARY	37,431	TODD	5,995
CARROLL	13,440	HENDERSON	18,564	MCLEAN	8,113	TRIGG	8,894
CARTER	69,216	HENRY	11,840	MEADE	9,687	TRIMBLE	6,121
CASEY	19,991	HICKMAN	2,003	MENIFEE	19,857	UNION	3,796
CHRISTIAN	31,951	HOPKINS	55,549	MERCER	28,171	WARREN	69,857
CLARK	93,564	JACKSON	32,031	METCALFE	10,190	WASHINGTON	12,789
CLAY	100,228	JEFFERSON	416,137	MONROE	10,726	WAYNE	36,789
CLINTON	11,242	JESSAMINE	88,850	MONTGOMERY	81,855	WEBSTER	11,261
CRITTENDEN	11,324	JOHNSON	83,528	MORGAN	29,940	WHITLEY	165,407
CUMBERLAND	10,398	KENTON	74,698	MUHLENBERG	76,300	WOLFE	15,865
DAVISS	27,976	KNOTT	53,740	NELSON	36,352	WOODFORD	23,650
TOTAL						5,399,951	

Per 1000 Buprenorphine/Naloxone Usage Q1 2020

Actual Number of Buprenorphine/Naloxone Doses per 1,000 Residents for Quarter 1, 2020							
COUNTY	PER 1000	COUNTY	PER 1000	COUNTY	PER 1000	COUNTY	PER 1000
ADAIR	1,460	EDMONSON	573	KNOX	2,110	NICHOLAS	3,896
ALLEN	806	ELLIOTT	2,135	LARUE	562	OHIO	981
ANDERSON	1,314	ESTILL	3,325	LAUREL	2,436	OLDHAM	274
BALLARD	509	FAYETTE	827	LAWRENCE	3,396	OWEN	721
BARREN	1,076	FLEMING	1,264	LEE	4,133	OWSLEY	5,669
BATH	3,424	FLOYD	4,981	LESLIE	4,212	PENDLETON	724
BELL	2,815	FRANKLIN	1,412	LETCHER	4,673	PERRY	5,174
BOONE	364	FULTON	909	LEWIS	1,616	PIKE	2,878
BOURBON	2,836	GALLATIN	772	LINCOLN	1,584	POWELL	4,084
BOYD	1,655	GARRARD	1,227	LIVINGSTON	1,541	PULASKI	1,561
BOYLE	1,085	GRANT	615	LOGAN	599	ROBERTSON	1,018
BRACKEN	728	GRAVES	805	LYON	810	ROCKCASTLE	1,848
BREATHITT	4,573	GRAYSON	614	MADISON	1,595	ROWAN	1,985
BRECKINRIDGE	254	GREEN	692	MAGOFFIN	5,959	RUSSELL	527
BULLITT	631	GREENUP	2,423	MARION	1,293	SCOTT	1,463
BUTLER	607	HANCOCK	272	MARSHALL	1,069	SHELBY	526
CALDWELL	1,242	HARDIN	485	MARTIN	4,418	SIMPSON	735
CALLOWAY	445	HARLAN	3,746	MASON	714	SPENCER	669
CAMPBELL	410	HARRISON	1,943	MCCRACKEN	1,112	TAYLOR	1,089
CARLISLE	1,035	HART	928	MCCREARY	2,138	TODD	488
CARROLL	1,259	HENDERSON	401	MCLEAN	856	TRIGG	624
CARTER	2,559	HENRY	749	MEADE	344	TRIMBLE	710
CASEY	1,264	HICKMAN	433	MENIFEE	3,099	UNION	255
CHRISTIAN	442	HOPKINS	1,210	MERCER	1,312	WARREN	556
CLARK	2,612	JACKSON	2,396	METCALFE	1,017	WASHINGTON	1,049
CLAY	4,827	JEFFERSON	544	MONROE	1,013	WAYNE	1,799
CLINTON	1,105	JESSAMINE	1,697	MONTGOMERY	2,947	WEBSTER	846
CRITTENDEN	1,232	JOHNSON	3,635	MORGAN	2,251	WHITLEY	4,582
CUMBERLAND	1,543	KENTON	453	MUHLENBERG	2,459	WOLFE	2,216
DAVISS	281	KNOTT	3,457	NELSON	798	WOODFORD	905

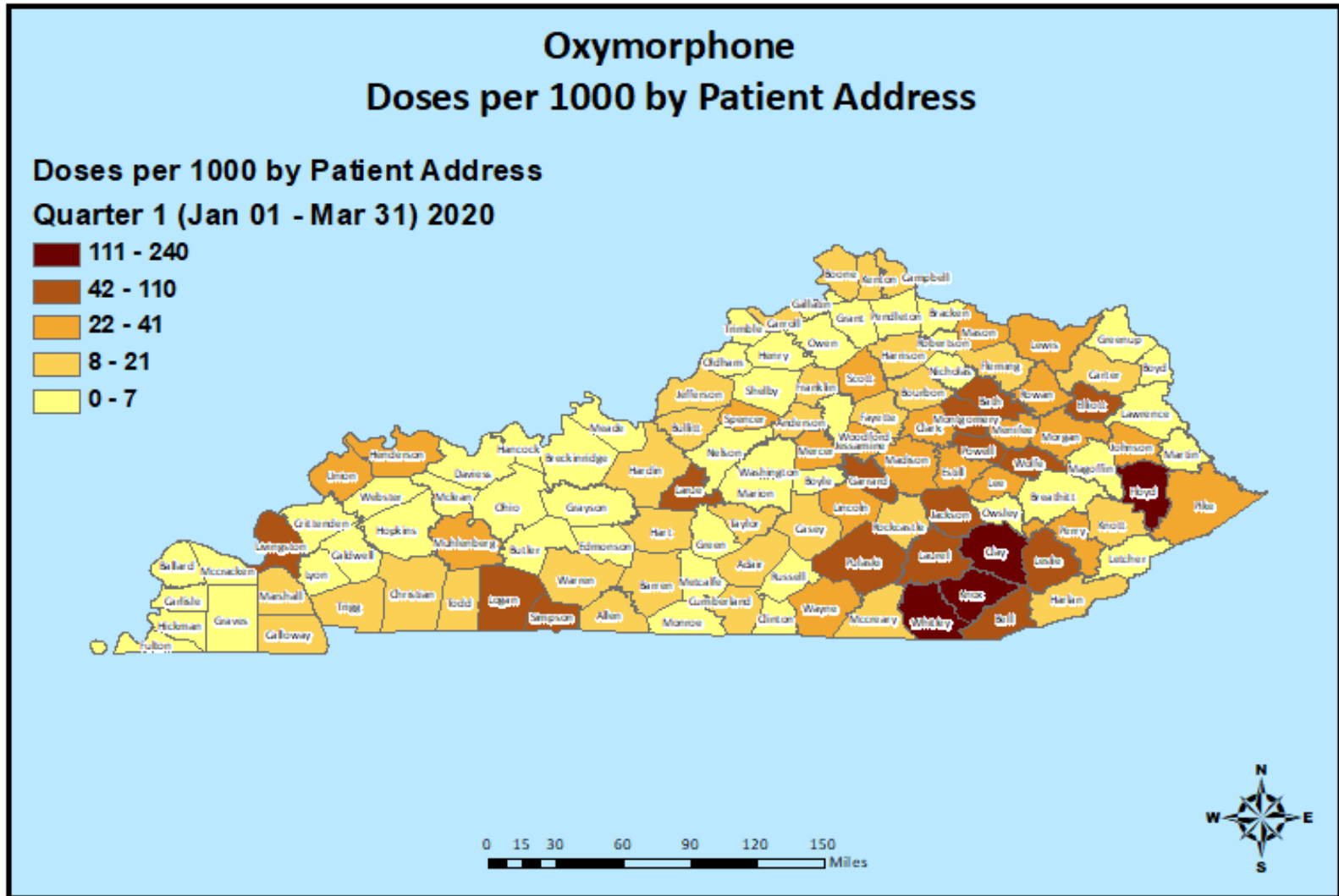
Oxymorphone Prescribing Q1 2020



Oxymorphone Prescribing Q1 2020

3 Digit Zip	Doses By Prescriber Zip-Actual Number of Oxymorphone Doses for Quarter 1, 2020
400	180
401	0
402	11,284
403	420
404	720
405	51,169
406	0
407	508
408	180
409	0
410	5,072
411	1,158
412	0
413	342
414	0
415	0
416	270
417	360
418	0
420	1,410
421	2,270
422	420
423	0
424	855
425	0
426	0
427	840
Totals	77,458

Oxymorphone Usage Q1 2020



Oxymorphone Usage

Q1 2020

Actual Number of Oxymorphone Doses for Quarter 1, 2020							
COUNTY	# DOSES	COUNTY	# DOSES	COUNTY	# DOSES	COUNTY	# DOSES
ADAIR	330	EDMONSON	0	KNOX	7,080	NICHOLAS	0
ALLEN	180	ELLIOTT	438	LARUE	810	OHIO	0
ANDERSON	450	ESTILL	540	LAUREL	4,362	OLDHAM	285
BALLARD	0	FAYETTE	5,050	LAWRENCE	0	OWEN	0
BARREN	480	FLEMING	180	LEE	270	OWSLEY	0
BATH	1,350	FLOYD	8,914	LESLIE	630	PENDLETON	0
BELL	1,498	FRANKLIN	810	LETCHER	0	PERRY	870
BOONE	1,410	FULTON	0	LEWIS	492	PIKE	1,380
BOURBON	240	GALLATIN	0	LINCOLN	570	POWELL	735
BOYD	360	GARRARD	780	LIVINGSTON	510	PULASKI	2,880
BOYLE	180	GRANT	180	LOGAN	1,410	ROBERTSON	0
BRACKEN	0	GRAVES	0	LYON	0	ROCKCASTLE	360
BREATHITT	90	GRAYSON	0	MADISON	3,014	ROWAN	660
BRECKINRIDGE	0	GREEN	30	MAGOFFIN	0	RUSSELL	0
BULLITT	780	GREENUP	220	MARION	0	SCOTT	1,290
BUTLER	0	HANCOCK	0	MARSHALL	360	SHELBY	168
CALDWELL	0	HARDIN	1,521	MARTIN	0	SIMPSON	840
CALLOWAY	540	HARLAN	480	MASON	540	SPENCER	600
CAMPBELL	816	HARRISON	180	MCCRACKEN	0	TAYLOR	360
CARLISLE	0	HART	270	MCCREARY	360	TODD	180
CARROLL	180	HENDERSON	1,305	MCLEAN	0	TRIGG	296
CARTER	360	HENRY	0	MEADE	0	TRIMBLE	0
CASEY	180	HICKMAN	0	MENIFEE	180	UNION	330
CHRISTIAN	1,260	HOPKINS	180	MERCER	478	WARREN	1,160
CLARK	1,200	JACKSON	840	METCALFE	0	WASHINGTON	0
CLAY	3,500	JEFFERSON	7,331	MONROE	0	WAYNE	570
CLINTON	0	JESSAMINE	1,290	MONTGOMERY	1,320	WEBSTER	90
CRITTENDEN	0	JOHNSON	872	MORGAN	510	WHITLEY	8,586
CUMBERLAND	120	KENTON	1,320	MUHLENBERG	738	WOLFE	360
DAVISS	180	KNOTT	240	NELSON	0	WOODFORD	0
TOTAL						94,289	

Per 1000 Oxymorphone Usage Q1 2020

Actual Number of Oxymorphone Doses per 1,000 Residents for Quarter 1, 2020							
COUNTY	PER 1000	COUNTY	PER 1000	COUNTY	PER 1000	COUNTY	PER 1000
ADAIR	17	EDMONSON	0	KNOX	223	NICHOLAS	0
ALLEN	9	ELLIOTT	58	LARUE	57	OHIO	0
ANDERSON	20	ESTILL	38	LAUREL	72	OLDHAM	4
BALLARD	0	FAYETTE	16	LAWRENCE	0	OWEN	0
BARREN	11	FLEMING	12	LEE	41	OWSLEY	0
BATH	110	FLOYD	240	LESLIE	60	PENDLETON	0
BELL	55	FRANKLIN	16	LETCHER	0	PERRY	32
BOONE	11	FULTON	0	LEWIS	37	PIKE	23
BOURBON	12	GALLATIN	0	LINCOLN	23	POWELL	60
BOYD	7	GARRARD	45	LIVINGSTON	55	PULASKI	45
BOYLE	6	GRANT	7	LOGAN	53	ROBERTSON	0
BRACKEN	0	GRAVES	0	LYON	0	ROCKCASTLE	21
BREATHITT	7	GRAYSON	0	MADISON	34	ROWAN	27
BRECKINRIDGE	0	GREEN	3	MAGOFFIN	0	RUSSELL	0
BULLITT	10	GREENUP	6	MARION	0	SCOTT	24
BUTLER	0	HANCOCK	0	MARSHALL	11	SHELBY	4
CALDWELL	0	HARDIN	14	MARTIN	0	SIMPSON	46
CALLOWAY	14	HARLAN	18	MASON	31	SPENCER	33
CAMPBELL	9	HARRISON	10	MCCRACKEN	0	TAYLOR	14
CARLISLE	0	HART	14	MCCREARY	21	TODD	15
CARROLL	17	HENDERSON	28	MCLEAN	0	TRIGG	21
CARTER	13	HENRY	0	MEADE	0	TRIMBLE	0
CASEY	11	HICKMAN	0	MENIFEE	28	UNION	22
CHRISTIAN	17	HOPKINS	4	MERCER	22	WARREN	9
CLARK	34	JACKSON	63	METCALFE	0	WASHINGTON	0
CLAY	169	JEFFERSON	10	MONROE	0	WAYNE	28
CLINTON	0	JESSAMINE	25	MONTGOMERY	48	WEBSTER	7
CRITTENDEN	0	JOHNSON	38	MORGAN	38	WHITLEY	238
CUMBERLAND	18	KENTON	8	MUHLENBERG	24	WOLFE	50
DAVISS	2	KNOTT	15	NELSON	0	WOODFORD	0