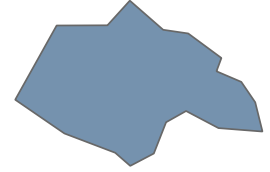


**Mission of the Cabinet for Health and Family Services:** To be a diverse and inclusive organization providing programs, services, and supports that protect and promote the health and well-being of all Kentuckians and their communities.



Number of Cabinet employees working in Wolfe County on June 30, 2024: 22

## Social Services

### Department for Aging and Independent Living

Aging and Disability Resource Center	<b>94</b> individual(s)
Guardianship - Legal authority of individuals	<b>1</b> individual(s)
Hart-Supported Living - Supporting those with disability	
Homecare - In-home services	<b>9</b> individual(s)
KY Caregiver - Grandparents raising grandchildren	<b>3</b> individual(s)
National Family Caregiver Support Program	<b>1</b> individual(s)
Personal Care Attendant Program	<b>1</b> individual(s)
State Health Insurance Assistance Program	<b>561</b> individual(s)
Supportive Services - Individuals ages 60 and older	<b>212</b> individual(s)
Title III-C - Meals provided to individuals ages 60 and older	<b>340</b> individual(s) <b>32,009</b> meals
Traumatic Brain Injury Program	<b>2</b> individual(s)



Serve Kentucky manages AmeriCorps programs across the entire Commonwealth of Kentucky. 696 AmeriCorps members served 670,641 hours and earned \$2,562,242 in education awards. AmeriCorps members recruited 4,213 volunteers who provided 155,955 hours of volunteer service (valued at \$4,959,369). AmeriCorps members served 74,078 students and provided food support services to 3,344 students. Serve Kentucky also provided housing services to 465 individuals and collected 153,345 pounds of food for individuals facing food insecurity.

AmeriCorps has 4 members in Wolfe County.

### Kentucky Transitional Assistance Program (KTAP)

Your county received \$219,714 in KTAP issuance. This has been allocated to 54 households in the past fiscal year.

On average, SNAP supported 1,932 people a month in Wolfe County, stretching over 974 households. Total SNAP spending in your county in fiscal year 2024: \$3,754,150



The number of locations in Wolfe County where SNAP was accepted: 14

## Health Services

### Medicaid Enrollment

(members can be enrolled at any time & for any length during the fiscal year)

There were 39 providers who served Medicaid beneficiaries in Wolfe County.

Traditional	2,894
Expansion	1,609
Foster Care	60
Presumptive Eligibility	5
<b>Total Beneficiaries</b>	<b>4,568</b>

Paid for Local Beneficiaries to All Kentucky Medicaid Providers	\$18,227,875
Paid to Local Medicaid Providers	\$45,313,705

### Medicaid - Top 5

Top 5 are based on the number of unique Medicaid members associated with the diagnoses/medications/procedures during the fiscal year. (Fee For Service population was not included due to programmatic differences)

#### Adults and Seniors

TOP 5 MEDICATIONS	Ibuprofen
	Vitamin D2
	Prednisone
	Ventolin Hfa
	Amoxicillin-Clavulanate Potass
TOP 5 DIAGNOSIS	Encounter For General Adult Medical Examination Without Abnormal Findings (Z.. Essential (Primary) Hypertension (I10)
	Hyperlipidemia, Unspecified (E785)
	Anxiety Disorder, Unspecified (F419)
	Other Long Term (Current) Drug Therapy (Z79899)
TOP 5 PROCEDURES	Office Outpatient Est Low 20 Min (99213)
	Office Outpatient Est Mod 30 Min (99214)
	Lipid Panel (80061)
	Comprehensive Metabolic Panel (80053)
	Complete Cbc W/Auto Diff Wbc (85025)

#### Children

In Wolfe County there are 1,432 children enrolled in Medicaid.

TOP 5 MEDICATIONS	Amoxicillin
	Ibuprofen
	Brompheniramine-Pseudoephed-Dm
	Azithromycin
	Amoxicillin-Clavulanate Potass
TOP 5 DIAGNOSES	Acute Pharyngitis, Unspecified (J029)
	Encounter For Routine Child Health Examination Without Abnormal Findings (Z00129)
	Streptococcal Pharyngitis (J020)
	Acute Upper Respiratory Infection, Unspecified (J069)
	Headache, Unspecified (R519)
TOP 5 PROCEDURES	Office Outpatient Est Low 20 Min (99213)
	Strep A Assay W/Optic (87880)
	Office O/P Est Sf 10 Min (99212)
	Influenza Assay W/Optic (87804)
	Dental Prophylaxis Child (D1120)

Medicaid numbers included in this report are considered preliminary and subject to change as updated data becomes available.

## Health Services

Funding to Kentucky River District Health Department:  
\$7,233,479

During fiscal year 2024, in Wolfe county there were 6 people enrolled in Quit Now Kentucky (no-cost tobacco quitline), QUIT Now Kentucky provided 3,947 coaching sessions across the Commonwealth.



Your county has 234 participants who received benefits totaling \$204,758.

There are 2 WIC-approved grocers in Wolfe County.

Between the start of the HIV Epidemic (1982) and June 2024, there were 5 diagnosed cases of HIV in your county.  
(NOTE: 2023 and 2024 data is considered preliminary)

### Facilities in Wolfe County

Adult Day Health	0
Ambulatory Surgical Center	0
Family Care Home	0
Freestanding or Mobile Technology	0
Home Health Agency	0
Hospice	0
Hospital	0
Intermediate Care Facility - LIC	0
Nursing Facility	0
Nursing Home	1
Personal Care Home	0
Private Duty Nursing	0
Psychiatric Residential Treatment Facility	0

### Free Cancer Screenings

Provided by the Kentucky Breast and Cervical Cancer Screening Program

Breast Screenings	7
Cervical Screenings	6

### Kentucky Prescription Assistance Program (KPAP)

KPAP helped 25 patients in Wolfe with 74 prescriptions to save a total of \$197,613 in prescription costs.

### Office for Children with Special Health Care Needs Clinics

Children Served	15
Provider Visits	21
Telehealth Visits	6

There were 69 newborn hearing screenings.

29 participants



34 participants



## Division of Family Resource and Youth Services Centers (FRYSC)

Wolfe County received \$219,663 in funding for 1 school district(s). The total student enrollment for schools served by FRYSC was 1,162, and 71% of these students were eligible for free or reduced school lunch. Donations and volunteer time totaled \$258,750. Additional grants totaled \$10,000.

Wolfe County received \$209,483 from the Child Care Assistance Program issuance, supporting up to 58 providers a year.

The Division of Child Support Enforcement served 676 children, collecting \$884,503 in current and past due child support, during fiscal year 2024. The agency established 737 orders.

There were 33 children cared for by foster families, 32 of whom received a combined per-diem totaling \$2,523.

48% of children in foster care had a goal of adoption.  
51% had a goal other than adoption (e.g. reunification).

0 child(ren) adopted




275 E. Main St., 5th Floor  
Frankfort, KY 40621  
Phone: (502) 564-5497

Learn more about the Cabinet's initiatives and programs at

CHFS.ky.gov

# Behavioral Health Services



### Kentucky All Schedule Prescription Electronic Reporting (KASPER)

According to KASPER data, 2,358 unique patients residing in your county received a pharmaceutical controlled substance. Opioid analgesics accounted for 11,729 of the 23,470 total controlled prescriptions dispensed.

Residents of your county received these prescriptions from 916 prescribers and 171 dispenser DEA numbers.


### Syringe Services Programs

Kentucky River District Health Department

HIV Tests	466
Naloxone Dispensed	2,011
Referred for Treatment	725
Total Number of Visits	3,833
Unique Patients	881

Wolfe County is served by the Kentucky River Community Mental Health Center. Kentucky River received \$9,504,409 in fiscal year 2024.

Kentucky River served 3,769 individuals in their region in fiscal year 2024.



Wolfe is located in the Kentucky River region. This region received \$2,141,273 in Kentucky Overdose Response Effort (KORE) funding for fiscal year 2024.

# Public Protection Services

The Office of the Ombudsman responded to 85 constituent contacts in fiscal year 2024 in your county.

The Office of Inspector General completed 76 background checks for children & elderly services in Wolfe county fiscal year 2024.

The purpose of this report is to provide insight into the utilization and reach of programs offered by the Cabinet for Health and Family Services within the Commonwealth of Kentucky and each individual county. All data reported are fiscal year 2023 unless otherwise noted. Blank boxes indicate that no data was available for a program. Any questions regarding the information shown here should be submitted to Josh Hardesty, Executive Director, CHFS Office of Legislative and Regulatory Affairs.

These reports have been compiled and formatted by the Office of Data Analytics.



275 E. Main St., 5th Floor  
Frankfort, KY 40621  
Phone: (502) 564-5497

Learn more about the Cabinet's initiatives and programs at

[CHFS.ky.gov](https://CHFS.ky.gov)