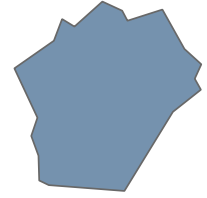


Mission of the Cabinet for Health and Family Services: To be a diverse and inclusive organization providing programs, services, and supports that protect and promote the health and well-being of all Kentuckians and their communities.



Number of Cabinet employees working in Wayne County on June 30, 2024: 32

Social Services

Department for Aging and Independent Living

Aging and Disability Resource Center	331 individual(s)
Guardianship - Legal authority of individuals	22 individual(s)
Hart-Supported Living - Supporting those with disability	
Homecare - In-home services	17 individual(s)
KY Caregiver - Grandparents raising grandchildren	4 individual(s)
National Family Caregiver Support Program	4 individual(s)
Personal Care Attendant Program	1 individual(s)
Supportive Services - Individuals ages 60 and older	103 individual(s)
Title III-C - Meals provided to individuals ages 60 and older	155 individual(s) 35,205 meals
Traumatic Brain Injury Program	3 individual(s)



Serve Kentucky manages AmeriCorps programs across the entire Commonwealth of Kentucky. 696 AmeriCorps members served 670,641 hours and earned \$2,562,242 in education awards. AmeriCorps members recruited 4,213 volunteers who provided 155,955 hours of volunteer service (valued at \$4,959,369). AmeriCorps members served 74,078 students and provided food support services to 3,344 students. Serve Kentucky also provided housing services to 465 individuals and collected 153,345 pounds of food for individuals facing food insecurity.

AmeriCorps has 0 members in Wayne County.

Kentucky Transitional Assistance Program (KTAP)

Your county received \$509,338 in KTAP issuance. This has been allocated to 126 households in the past fiscal year.

On average, SNAP supported 4,973 people a month in Wayne County, stretching over 2,302 households. Total SNAP spending in your county in fiscal year 2024: \$9,400,050



The number of locations in Wayne County where SNAP was accepted: 26

Health Services

Medicaid Enrollment

(members can be enrolled at any time & for any length during the fiscal year)

There were 113 providers who served Medicaid beneficiaries in Wayne County.

Traditional	7,113
Expansion	4,239
Foster Care	67
Presumptive Eligibility	20
Total Beneficiaries	11,439

Paid for Local Beneficiaries to All Kentucky Medicaid Providers	\$75,337,716
Paid to Local Medicaid Providers	\$88,756,661

Medicaid - Top 5

Top 5 are based on the number of unique Medicaid members associated with the diagnoses/medications/procedures during the fiscal year. (Fee For Service population was not included due to programmatic differences)

Adults and Seniors

TOP 5 MEDICATIONS	Ibuprofen
	Prednisone
	Azithromycin
	Amoxicillin
	Ondansetron ODT
TOP 5 DIAGNOSIS	Essential (Primary) Hypertension (I10)
	Myopia, Bilateral (H5213)
	Acute Upper Respiratory Infection, Unspecified (J069)
	Low Back Pain, Unspecified (M5450)
	Opioid Dependence, Uncomplicated (F1120)
TOP 5 PROCEDURES	Office Outpatient Est Low 20 Min (99213)
	Office Outpatient Est Mod 30 Min (99214)
	Comprehensive Metabolic Panel (80053)
	Complete Cbc W/Auto Diff Wbc (85025)
	Routine Venipuncture (36415)

Children

In Wayne County there are 4,191 children enrolled in Medicaid.

TOP 5 MEDICATIONS	Amoxicillin
	Brompheniramine-Pseudoephed-Dm
	Azithromycin
	Cetirizine HCL
	Cefdinir
TOP 5 DIAGNOSES	Encounter For Routine Child Health Examination Without Abnormal Findings (Z00129)
	Acute Upper Respiratory Infection, Unspecified (J069)
	Acute Pharyngitis, Unspecified (J029)
	Streptococcal Pharyngitis (J020)
	Headache, Unspecified (R519)
TOP 5 PROCEDURES	Office Outpatient Est Low 20 Min (99213)
	Office Outpatient Est Mod 30 Min (99214)
	Strep A Assay W/Optic (87880)
	Office/Outpatient Est May X Req Phy/Qhp (99211)
	Dental Prophylaxis Child (D1120)

Medicaid numbers included in this report are considered preliminary and subject to change as updated data becomes available.



275 E. Main St., 5th Floor
Frankfort, KY 40621
Phone: (502) 564-5497

Learn more about the Cabinet's initiatives and programs at

CHFS.ky.gov

Health Services

Funding to Lake Cumberland District Health Department:
\$10,844,684

During fiscal year 2024, in Wayne county there were 7 people enrolled in Quit Now Kentucky (no-cost tobacco quitline), QUIT Now Kentucky provided 3,947 coaching sessions across the Commonwealth.



Your county has 853 participants who received benefits totaling \$720,864.

There are 2 WIC-approved grocers in Wayne County.

Between the start of the HIV Epidemic (1982) and June 2024, there were 17 diagnosed cases of HIV in your county.
(NOTE: 2023 and 2024 data is considered preliminary)

Facilities in Wayne County

Adult Day Health	1
Ambulatory Surgical Center	0
Family Care Home	0
Freestanding or Mobile Technology	0
Home Health Agency	0
Hospice	0
Hospital	1
Intermediate Care Facility - LIC	0
Nursing Facility	0
Nursing Home	1
Personal Care Home	2
Private Duty Nursing	0
Psychiatric Residential Treatment Facility	0

Free Cancer Screenings

Provided by the Kentucky Breast and Cervical Cancer Screening Program

Breast Screenings	23
Cervical Screenings	15

Kentucky Prescription Assistance Program (KPAP)

KPAP helped 2 patients in Wayne with 32 prescriptions to save a total of \$8,879 in prescription costs.

Office for Children with Special Health Care Needs Clinics

Children Served	38
Provider Visits	43
Telehealth Visits	7

There were 202 newborn hearing screenings.

24 participants



116 participants



Division of Family Resource and Youth Services Centers (FRYSC)

Wayne County received \$381,654 in funding for 1 school district(s). The total student enrollment for schools served by FRYSC was 3,035, and 74% of these students were eligible for free or reduced school lunch. Donations and volunteer time totaled \$121,639. Additional grants totaled \$24,300.

Wayne County received \$2,207,880 from the Child Care Assistance Program issuance, supporting up to 417 providers a year.

The Division of Child Support Enforcement served 1,295 children, collecting \$1,432,158 in current and past due child support, during fiscal year 2024. The agency established 1,284 orders.

There were 30 children cared for by foster families, 21 of whom received a combined per-diem totaling \$2,915.

20% of children in foster care had a goal of adoption.
80% had a goal other than adoption (e.g. reunification).

6 child(ren) adopted




275 E. Main St., 5th Floor
Frankfort, KY 40621
Phone: (502) 564-5497

Learn more about the Cabinet's initiatives and programs at

CHFS.ky.gov

Behavioral Health Services



Kentucky All Schedule Prescription Electronic Reporting (KASPER)

According to KASPER data, 6,564 unique patients residing in your county received a pharmaceutical controlled substance. Opioid analgesics accounted for 30,425 of the 58,655 total controlled prescriptions dispensed.


Residents of your county received these prescriptions from 1,400 prescribers and 221 dispenser DEA numbers.

Syringe Services Programs
Lake Cumberland District Health Department

HIV Tests	1,181
Naloxone Dispensed	3,632
Referred for Treatment	919
Total Number of Visits	9,023
Unique Patients	1,628

Wayne County is served by the Adanta Community Mental Health Center. Adanta received \$5,739,397 in fiscal year 2024.

Adanta served 6,981 individuals in their region in fiscal year 2024.



Wayne is located in the Adanta region. This region received \$1,259,242 in Kentucky Overdose Response Effort (KORE) funding for fiscal year 2024.

Public Protection Services

The Office of the Ombudsman responded to 199 constituent contacts in fiscal year 2024 in your county.

The Office of Inspector General completed 603 background checks for children & elderly services in Wayne county fiscal year 2024.

The purpose of this report is to provide insight into the utilization and reach of programs offered by the Cabinet for Health and Family Services within the Commonwealth of Kentucky and each individual county. All data reported are fiscal year 2023 unless otherwise noted. Blank boxes indicate that no data was available for a program. Any questions regarding the information shown here should be submitted to Josh Hardesty, Executive Director, CHFS Office of Legislative and Regulatory Affairs.

These reports have been compiled and formatted by the Office of Data Analytics.



275 E. Main St., 5th Floor
Frankfort, KY 40621
Phone: (502) 564-5497

Learn more about the Cabinet's initiatives and programs at
[CHFS.ky.gov](https://www.chfs.ky.gov)