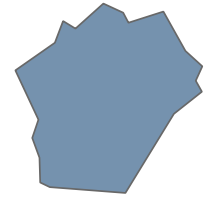


CHFS Mission: To be a diverse and inclusive organization providing programs, services, and supports that protect and promote the health and well-being of all Kentuckians and their communities.



Number of cabinet employees working in Wayne County on SFY2022: 30

Social Services

Department for Aging and Independent Living

Aging and Disability Resource Center	390 individual(s)
Guardianship - Legal authority of individuals	12 individual(s)
Hart Supported Living - Supporting those with disability	
Homecare - In-home services	11 individual(s)
IIIC - Meals provided to individuals age 60 and older	164 individual(s) 17,535 meals
IIID - Evidence-based Health Promotion Programs	29 individual(s)
KY Caregiver - Grandparents raising grandchildren	7 individual(s)
National Family Caregiver Support Program	6 individual(s)
Personal Care Attendant Program	1 individual(s)
State Health Insurance Assistance Program	363 individual(s)
Supportive Services - Individuals age 60 and older	116 individual(s)
Traumatic Brain Injury Program	3 individual(s)



Across the entire Commonwealth of Kentucky 3,729 Serve Kentucky volunteers provided 792,753 hours of volunteer service (valued at \$1,032,063) in a little over a year between August 2020 and August 2021.

AmeriCorps members served 41,112 students and provided food support services to 56,877 students. Serve Kentucky also provided housing services to 2,073 individuals.

Kentucky Transitional Assistance Program (KTAP)

Your county has received \$425,888 in KTAP issuance. This has been allocated to 126 households in the past fiscal year.

On average, SNAP serviced 4,549 people a month in Wayne County, stretching over 2,131 households.
Total SNAP spending in your county in FY2022: \$11,895,269



The number of locations in Wayne County where SNAP was accepted: 27

Health Services

Time Period: April 1, 2021 - March 31, 2022

There were 86 providers who serviced Medicaid beneficiaries in Wayne County.

Medicaid Enrollment

Expansion	3,700
Foster Care	88
Presumptive Eligibility	1,231
Traditional	6,973
Total Beneficiaries	11,992

Total Paid for Local Beneficiaries to All Kentucky Medicaid Providers	\$70,295,346
Total Paid to Local Medicaid Providers	\$40,038,331

Medicaid - Adults and Seniors**

Time Period: April 1, 2021 - March 31, 2022

TOP 5 DIAGNOSES	Contact with and (suspected) exposure to COVID-19
	Essential (primary) hypertension
	Covid-19
	Acute upper respiratory infection, unspecified
	Myopia, bilateral
TOP 5 MEDICATIONS	Buprenorphine-naloxone
	Omeprazole
	Gabapentin
	Lisinopril
	Hydrocodone-acetaminophen
TOP 5 PROCEDURES	Office o/p est low 20-29 min
	Complete cbc w/auto diff wbc
	Comprehensive metabolic panel
	Office o/p est mod 30-39 min
	Routine venipuncture

**Top 5 Medications are based on the number of times the code is associated with a health care record; Top 5 Diagnoses and Top 5 Procedures are based on the number of unique beneficiaries who have been diagnosed or had that procedure during the reporting period.

Funding to the Lake Cumberland District Health Department:
\$8,511,987

The Kentucky Prescription Assistance Program assisted 0 patient(s) with 0 prescriptions and the amount of money saved in prescription costs was \$0 in Wayne County.

Between the start of the HIV Epidemic (1982) and June 2022, there have been 14 diagnosed cases of HIV in your county.
(NOTE: 2021 and 2022 data is considered preliminary)

Facilities in Wayne County

Adult Day Health	1
Ambulatory Surgical Center	0
Ambulatory Surgical Center - Licensed Only	0
Family Care Home	0
Freestanding or Mobile Technology	0
Home Health Agency	0
Hospice	0
Hospice - Residential	0
Hospital	1
ICF Facilities - LIC	0
Nursing Facility	1
Nursing Home	0
Personal Care Homes	1
Personal Care Homes - Freestanding	1
Private Duty Nursing	0
Psychiatric Residential Treatment Facilities	0

Children's Services

Medicaid - Children**

Time Period: April 1, 2021 - March 31, 2022

TOP 5 DIAGNOSES	Encounter for routine child health examination without abnormal findings
	Contact with and (suspected) exposure to COVID-19
	Acute upper respiratory infection, unspecified
	Acute pharyngitis, unspecified
	Contact with and (suspected) exposure to other viral communicable diseases
TOP 5 MEDICATIONS	Amoxicillin
	Cetirizine HCL
	Brompheniramine-pseudoephed-dm
	Azithromycin
	Cefdinir
TOP 5 PROCEDURES	Office o/p est low 20-29 min
	Clinic service
	Dental prophylaxis child
	Off/op est may x req phy/qhp
	Comprehensive oral evaluation

**Top 5 Medications are based on the number of times the code is associated with a health care record; Top 5 Diagnoses and Top 5 Procedures are based on the number of unique beneficiaries who have been diagnosed or had that procedure during the reporting period.



27 participants


There were 200 newborn screenings (which includes a hearing screening).

Office for Children with Special Health Care Needs

Children Served	51
Provider Visits	53
Telehealth Visits	9

In Wayne County, there are 4,187 children enrolled in Medicaid.

118 participants



Division of Family Resource and Youth Services Centers (FRYSC)

FRYSC in Wayne County received \$381,912 in funding, grants, community cash, and in-kind contributions with 6 full-time staff and 0 part-time staff.

As of 7/3/2022, there were 31 children in Out of Home Care, 27 of which received a per-diem, for a daily per-diem of \$2,554.

9% of children in the state's care had a goal of adoption.
90% had a goal other than adoption (e.g. reunification).

1 child(ren) adopted (YTD)

Wayne County received \$1,242,860 from the Child Care Assistance Program issuance supporting up to 303 providers a month.

The Division of Child Support Enforcement served on average 1,370 children a month, collecting \$1,606,161 in current and past due child support during FY 2022. They established 63 orders.

Behavioral Health

Alcohol and Other Drug Treatment Entity Facility and Behavioral Health Services Organization Facility Spending: \$0

Time Period: April 1, 2021 - March 31, 2022

Syringe Services Programs


Kentucky All Schedule Prescription Electronic Reporting (KASPER)

According to KASPER data, 6,229 unique patients residing in your county received a pharmaceutical controlled substance. Opioid analgesics accounted for 29,973 of the 55,451 total controlled prescriptions dispensed.

Residents of your county received these prescriptions from 1,411 prescribers and 220 dispenser DEA numbers.

Wayne County is served by the Adanta Community Mental Health Center. Adanta received \$5,615,078 in FY 2022.

Adanta served 7,775 individuals in their region.



Wayne is located in the Adanta Community Mental Health Center region. This region received \$1,375,293 in Kentucky Opioid Response Effort (KORE) funding for FY 2022.

Public Protection

The Office of the Ombudsman and Administrative Review office had 224 constituent contacts in FY2022 in your county.

Office of Inspector General completed 25,705 background checks for children & elderly services throughout the Commonwealth of Kentucky.

The Office of the Inspector General reported 10 completed survey(s), resulting in 0 total tag(s) in Wayne County.

The purpose of this report is to provide insight into the utilization and reach of programs offered by the Cabinet for Health and Family Services within the Commonwealth of Kentucky and each individual county. All data reported are FY2022 unless otherwise noted. Blank boxes indicate that no data was available for a program. Any questions regarding the information shown here should be submitted to Kelli Rodman, Executive Director, CHFS Office of Legislative and Regulatory Affairs.

These reports have been compiled and formatted by the Office of Data Analytics