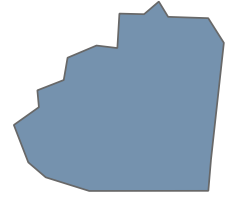


CHFS Mission: To be a diverse and inclusive organization providing programs, services, and supports that protect and promote the health and well-being of all Kentuckians and their communities.



Number of cabinet employees working in Washington County on SFY2022: 25

Social Services

Department for Aging and Independent Living

Aging and Disability Resource Center	51 individual(s)
Guardianship - Legal authority of individuals	22 individual(s)
Hart Supported Living - Supporting those with disability	1 individual(s)
Homecare - In-home services	12 individual(s)
IIIC - Meals provided to individuals age 60 and older	85 individual(s) 11,748 meals
IIID - Evidence-based Health Promotion Programs	17 individual(s)
KY Caregiver - Grandparents raising grandchildren	
National Family Caregiver Support Program	2 individual(s)
Personal Care Attendant Program	1 individual(s)
State Health Insurance Assistance Program	1,139 individual(s)
Supportive Services - Individuals age 60 and older	38 individual(s)
Traumatic Brain Injury Program	1 individual(s)



Across the entire Commonwealth of Kentucky 3,729 Serve Kentucky volunteers provided 792,753 hours of volunteer service (valued at \$1,032,063) in a little over a year between August 2020 and August 2021.

AmeriCorps members served 41,112 students and provided food support services to 56,877 students. Serve Kentucky also provided housing services to 2,073 individuals.

AmeriCorps has 1 members in Washington County.

Kentucky Transitional Assistance Program (KTAP)

Your county has received \$135,342 in KTAP issuance. This has been allocated to 35 households in the past fiscal year.

On average, SNAP serviced 1,890 people a month in Washington County, stretching over 1,152 households. Total SNAP spending in your county in FY2022: \$5,681,591



The number of locations in Washington County where SNAP was accepted: 11

Health Services

Time Period: April 1, 2021 - March 31, 2022

There were 44 providers who serviced Medicaid beneficiaries in Washington County.

Medicaid Enrollment

Expansion	2,836
Foster Care	22
Presumptive Eligibility	361
Traditional	2,754
Total Beneficiaries	5,973

Total Paid for Local Beneficiaries to All Kentucky Medicaid Providers	\$53,152,102
Total Paid to Local Medicaid Providers	\$16,366,867

Medicaid - Adults and Seniors**

Time Period: April 1, 2021 - March 31, 2022

TOP 5 DIAGNOSES	Opioid dependence, uncomplicated
	Contact with and (suspected) exposure to COVID-19
	Other stimulant dependence, uncomplicated
	Essential (primary) hypertension
	Covid-19
TOP 5 MEDICATIONS	Buprenorphine-naloxone
	Ibuprofen
	Buspirone HCL
	Lisinopril
	Omeprazole
TOP 5 PROCEDURES	Office o/p est low 20-29 min
	Comprehensive metabolic panel
	Complete cbc w/auto diff wbc
	Office o/p est mod 30-39 min
	Emergency department visit

**Top 5 Medications are based on the number of times the code is associated with a health care record; Top 5 Diagnoses and Top 5 Procedures are based on the number of unique beneficiaries who have been diagnosed or had that procedure during the reporting period.

Funding to the Lincoln Trail District Health Department:
\$5,071,024

#####

Between the start of the HIV Epidemic (1982) and June 2022, there have been 9 diagnosed cases of HIV in your county.
(NOTE: 2021 and 2022 data is considered preliminary)

Facilities in Washington County

Adult Day Health	0
Ambulatory Surgical Center	0
Ambulatory Surgical Center - Licensed Only	0
Family Care Home	0
Freestanding or Mobile Technology	0
Home Health Agency	0
Hospice	0
Hospice - Residential	0
Hospital	0
ICF Facilities - LIC	0
Nursing Facility	2
Nursing Home	0
Personal Care Homes	1
Personal Care Homes - Freestanding	0
Private Duty Nursing	0
Psychiatric Residential Treatment Facilities	0



275 E. Main St., 5th Floor
Frankfort, KY 40621
Phone: (502) 564-5497

Learn more about the Cabinet's initiatives and programs at

CHFS.ky.gov

Children's Services

Medicaid - Children**

Time Period: April 1, 2021 - March 31, 2022

TOP 5 DIAGNOSES	Encounter for routine child health examination without abnormal findings
	Contact with and (suspected) exposure to COVID-19
	Encounter for immunization
	Acute pharyngitis, unspecified
	Covid-19
TOP 5 MEDICATIONS	Cetirizine HCL
	Brompheniramine-pseudoephed-dm
	Amoxicillin
	Fluticasone propionate
	Montelukast sodium
TOP 5 PROCEDURES	Office o/p est low 20-29 min
	Office o/p est mod 30-39 min
	Strep A assay with optic
	Comprehensve oral evaluation
	Clinic service

**Top 5 Medications are based on the number of times the code is associated with a health care record; Top 5 Diagnoses and Top 5 Procedures are based on the number of unique beneficiaries who have been diagnosed or had that procedure during the reporting period.



22 participants


Office for Children with Special Health Care Needs

Children Served	11
Provider Visits	13

In Washington County, there are 1,756 children enrolled in Medicaid.

There were 117 newborn screenings (which includes a hearing screening).

20 participants



Division of Family Resource and Youth Services Centers (FRYSC)

FRYSC in Washington County received \$304,234 in funding, grants, community cash, and in-kind contributions with 3 full-time staff and 3 part-time staff.

As of 7/3/2022, there were 20 children in Out of Home Care, 19 of which received a per-diem, for a daily per-diem of \$689.

30% of children in the state's care had a goal of adoption.
70% had a goal other than adoption (e.g. reunification).

0 child(ren) adopted (YTD)

Washington County received \$95,874 from the Child Care Assistance Program issuance supporting up to 50 providers a month.

The Division of Child Support Enforcement served on average 360 children a month, collecting \$664,884 in current and past due child support during FY 2022. They established 13 orders.

Behavioral Health

Alcohol and Other Drug Treatment Entity Facility and Behavioral Health Services Organization Facility Spending: **\$15,447,500**

Time Period: April 1, 2021 - March 31, 2022

Syringe Services Programs


Kentucky All Schedule Prescription Electronic Reporting (KASPER)

According to KASPER data, 4,898 unique patients residing in your county received a pharmaceutical controlled substance. Opioid analgesics accounted for 14,176 of the 28,670 total controlled prescriptions dispensed.

Residents of your county received these prescriptions from 1,633 prescribers and 285 dispenser DEA numbers.

Washington County is served by the Communicare Community Mental Health Center. Communicare received \$7,853,368 in FY 2022.

Communicare served 9,439 individuals in their region.



Washington is located in the Communicare Community Mental Health Center region. This region received \$1,411,168 in Kentucky Opioid Response Effort (KORE) funding for FY 2022.

Public Protection

The Office of the Ombudsman and Administrative Review office had 222 constituent contacts in FY2022 in your county.

Office of Inspector General completed 25,705 background checks for children & elderly services throughout the Commonwealth of Kentucky.

The Office of the Inspector General reported 4 completed survey(s), resulting in 0 total tag(s) in Washington County.

The purpose of this report is to provide insight into the utilization and reach of programs offered by the Cabinet for Health and Family Services within the Commonwealth of Kentucky and each individual county. All data reported are FY2022 unless otherwise noted. Blank boxes indicate that no data was available for a program. Any questions regarding the information shown here should be submitted to Kelli Rodman, Executive Director, CHFS Office of Legislative and Regulatory Affairs.

These reports have been compiled and formatted by the Office of Data Analytics