


CHFS Mission: To be a diverse and inclusive organization providing programs, services, and supports that protect and promote the health and well-being of all Kentuckians and their communities.



Number of cabinet employees working in Todd County on SFY2022: 16

Social Services

Department for Aging and Independent Living

Aging and Disability Resource Center	100 individual(s)
Guardianship - Legal authority of individuals	6 individual(s)
Hart Supported Living - Supporting those with disability	
Homecare - In-home services	5 individual(s)
IIIC - Meals provided to individuals age 60 and older	165 individual(s) 18,692 meals
IIID - Evidence-based Health Promotion Programs	18 individual(s)
KY Caregiver - Grandparents raising grandchildren	
National Family Caregiver Support Program	3 individual(s)
Personal Care Attendant Program	
State Health Insurance Assistance Program	909 individual(s)
Supportive Services - Individuals age 60 and older	44 individual(s)
Traumatic Brain Injury Program	



Across the entire Commonwealth of Kentucky 3,729 Serve Kentucky volunteers provided 792,753 hours of volunteer service (valued at \$1,032,063) in a little over a year between August 2020 and August 2021.

AmeriCorps members served 41,112 students and provided food support services to 56,877 students. Serve Kentucky also provided housing services to 2,073 individuals.

Kentucky Transitional Assistance Program (KTAP)

Your county has received \$80,812 in KTAP issuance. This has been allocated to 23 households in the past fiscal year.

On average, SNAP serviced 3,913 people a month in Todd County, stretching over 1,849 households. Total SNAP spending in your county in FY2022: \$10,422,479



The number of locations in Todd County where SNAP was accepted: 11

Health Services

Time Period: April 1, 2021 - March 31, 2022

There were 38 providers who serviced Medicaid beneficiaries in Todd County.

Medicaid Enrollment

Expansion	1,548
Foster Care	58
Presumptive Eligibility	412
Traditional	2,753
Total Beneficiaries	4,771

Total Paid for Local Beneficiaries to All Kentucky Medicaid Providers	\$25,148,221
Total Paid to Local Medicaid Providers	\$10,183,144

Medicaid - Adults and Seniors**

Time Period: April 1, 2021 - March 31, 2022

TOP 5 DIAGNOSES	Essential (primary) hypertension
	Encounter for immunization
	Contact with and (suspected) exposure to other viral communicable diseases
	Myopia, bilateral
	Covid-19
TOP 5 MEDICATIONS	Gabapentin
	Lisinopril
	Omeprazole
	Hydrocodone-acetaminophen
	Vitamin D2
TOP 5 PROCEDURES	Office o/p est low 20-29 min
	Office o/p est mod 30-39 min
	Comprehensive metabolic panel
	Complete cbc w/auto diff wbc
	Routine venipuncture

**Top 5 Medications are based on the number of times the code is associated with a health care record; Top 5 Diagnoses and Top 5 Procedures are based on the number of unique beneficiaries who have been diagnosed or had that procedure during the reporting period.

Funding to the Todd County Health Department:
\$1,010,020

The Kentucky Prescription Assistance Program assisted 5 patient(s) with 13 prescriptions and the amount of money saved in prescription costs was \$33,182 in Todd County.

Between the start of the HIV Epidemic (1982) and June 2022, there have been 28 diagnosed cases of HIV in your county.
(NOTE: 2021 and 2022 data is considered preliminary)

Facilities in Todd County

Adult Day Health	0
Ambulatory Surgical Center	0
Ambulatory Surgical Center - Licensed Only	0
Family Care Home	0
Freestanding or Mobile Technology	0
Home Health Agency	0
Hospice	0
Hospice - Residential	0
Hospital	0
ICF Facilities - LIC	0
Nursing Facility	1
Nursing Home	0
Personal Care Homes	0
Personal Care Homes - Freestanding	0
Private Duty Nursing	0
Psychiatric Residential Treatment Facilities	0

Children's Services

Medicaid - Children**

Time Period: April 1, 2021 - March 31, 2022

TOP 5 DIAGNOSES	Encounter for immunization
	Encounter for routine child health examination without abnormal findings
	Encounter for other procedures for purposes other than remedying health state
	Contact with and (suspected) exposure to other viral communicable diseases
	Headache, unspecified
TOP 5 MEDICATIONS	Cetirizine HCL
	Amoxicillin
	Montelukast sodium
	Loratadine
	Clonidine HCL
TOP 5 PROCEDURES	Office o/p est low 20-29 min
	Office o/p est sf 10-19 min
	Dental prophylaxis child
	Topical app fluorid ex vrnsh
	Topical fluoride varnish

**Top 5 Medications are based on the number of times the code is associated with a health care record; Top 5 Diagnoses and Top 5 Procedures are based on the number of unique beneficiaries who have been diagnosed or had that procedure during the reporting period.



10 participants


Office for Children with Special Health Care Needs

Children Served	13
Provider Visits	30
Telehealth Visits	3

In Todd County, there are 1,865 children enrolled in Medicaid.

There were 130 newborn screenings (which includes a hearing screening).

24 participants



Division of Family Resource and Youth Services Centers (FRYSC)

FRYSC in Todd County received \$246,558 in funding, grants, community cash, and in-kind contributions with 4 full-time staff and 0 part-time staff.

As of 7/3/2022, there were 41 children in Out of Home Care, 36 of which received a per-diem, for a daily per-diem of \$1,693.

17% of children in the state's care had a goal of adoption.
82% had a goal other than adoption (e.g. reunification).

0 child(ren) adopted (YTD)

Todd County received \$192,437 from the Child Care Assistance Program issuance supporting up to 61 providers a month.

The Division of Child Support Enforcement served on average 621 children a month, collecting \$1,063,600 in current and past due child support during FY 2022. They established 38 orders.

Behavioral Health

Alcohol and Other Drug Treatment Entity Facility and Behavioral Health Services Organization Facility Spending: \$0

Time Period: April 1, 2021 - March 31, 2022

Syringe Services Programs


Kentucky All Schedule Prescription Electronic Reporting (KASPER)

According to KASPER data, 2,971 unique patients residing in your county received a pharmaceutical controlled substance. Opioid analgesics accounted for 8,356 of the 21,729 total controlled prescriptions dispensed.

Residents of your county received these prescriptions from 1,051 prescribers and 130 dispenser DEA numbers.

Todd County is served by the Pennyroyal Community Mental Health Center. Pennyroyal received \$5,713,393 in FY 2022.

Pennyroyal served 8,694 individuals in their region.



Todd is located in the Pennyroyal Community Mental Health Center region. This region received \$890,663 in Kentucky Opioid Response Effort (KORE) funding for FY 2022.

Public Protection

The Office of the Ombudsman and Administrative Review office had 202 constituent contacts in FY2022 in your county.

Office of Inspector General completed 25,705 background checks for children & elderly services throughout the Commonwealth of Kentucky.

The Office of the Inspector General reported 1 completed survey(s), resulting in 0 total tag(s) in Todd County.

The purpose of this report is to provide insight into the utilization and reach of programs offered by the Cabinet for Health and Family Services within the Commonwealth of Kentucky and each individual county. All data reported are FY2022 unless otherwise noted. Blank boxes indicate that no data was available for a program. Any questions regarding the information shown here should be submitted to Kelli Rodman, Executive Director, CHFS Office of Legislative and Regulatory Affairs.

These reports have been compiled and formatted by the Office of Data Analytics