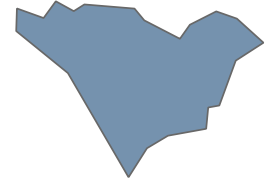


CHFS Mission: To be a diverse and inclusive organization providing programs, services, and supports that protect and promote the health and well-being of all Kentuckians and their communities.



Number of cabinet employees working in Taylor County on SFY2022: 28

Social Services

Department for Aging and Independent Living

Aging and Disability Resource Center	317 individual(s)
Guardianship - Legal authority of individuals	33 individual(s)
Hart Supported Living - Supporting those with disability	
Homecare - In-home services	10 individual(s)
IIIC - Meals provided to individuals age 60 and older	121 individual(s) 12,071 meals
IIID - Evidence-based Health Promotion Programs	22 individual(s)
KY Caregiver - Grandparents raising grandchildren	9 individual(s)
National Family Caregiver Support Program	10 individual(s)
Personal Care Attendant Program	2 individual(s)
State Health Insurance Assistance Program	363 individual(s)
Supportive Services - Individuals age 60 and older	95 individual(s)
Traumatic Brain Injury Program	4 individual(s)



Across the entire Commonwealth of Kentucky 3,729 Serve Kentucky volunteers provided 792,753 hours of volunteer service (valued at \$1,032,063) in a little over a year between August 2020 and August 2021.

AmeriCorps members served 41,112 students and provided food support services to 56,877 students. Serve Kentucky also provided housing services to 2,073 individuals.

AmeriCorps has 1 members in Taylor County.

Kentucky Transitional Assistance Program (KTAP)

Your county has received \$410,121 in KTAP issuance. This has been allocated to 131 households in the past fiscal year.

On average, SNAP serviced 928 people a month in Taylor County, stretching over 423 households. Total SNAP spending in your county in FY2022: \$2,477,455



The number of locations in Taylor County where SNAP was accepted: 34

Health Services

Time Period: April 1, 2021 - March 31, 2022

Medicaid Enrollment

Expansion	4,054
Foster Care	121
Presumptive Eligibility	634
Traditional	6,803
Total Beneficiaries	11,612

There were 209 providers who serviced Medicaid beneficiaries in Taylor County.

Total Paid for Local Beneficiaries to All Kentucky Medicaid Providers	\$75,173,093
Total Paid to Local Medicaid Providers	\$55,944,332

Medicaid - Adults and Seniors**

Time Period: April 1, 2021 - March 31, 2022

TOP 5 DIAGNOSES	Contact with and (suspected) exposure to COVID-19
	Essential (primary) hypertension
	Covid-19
	Other long term (current) drug therapy
	Myopia, bilateral
TOP 5 MEDICATIONS	Buprenorphine-naloxone
	Gabapentin
	Omeprazole
	Vitamin D3
	Lisinopril
TOP 5 PROCEDURES	Office o/p est low 20-29 min
	Office o/p est mod 30-39 min
	Routine venipuncture
	Comprehensive metabolic panel
	Complete cbc w/auto diff wbc

**Top 5 Medications are based on the number of times the code is associated with a health care record; Top 5 Diagnoses and Top 5 Procedures are based on the number of unique beneficiaries who have been diagnosed or had that procedure during the reporting period.

Funding to the Lake Cumberland District Health Department:
\$8,511,987

The Kentucky Prescription Assistance Program assisted 1 patient(s) with 35 prescriptions and the amount of money saved in prescription costs was \$30,433 in Taylor County.

Between the start of the HIV Epidemic (1982) and June 2022, there have been 28 diagnosed cases of HIV in your county.
(NOTE: 2021 and 2022 data is considered preliminary)

Facilities in Taylor County

Adult Day Health	2
Ambulatory Surgical Center	0
Ambulatory Surgical Center - Licensed Only	0
Family Care Home	1
Freestanding or Mobile Technology	1
Home Health Agency	0
Hospice	0
Hospice - Residential	0
Hospital	1
ICF Facilities - LIC	0
Nursing Facility	2
Nursing Home	0
Personal Care Homes	0
Personal Care Homes - Freestanding	1
Private Duty Nursing	0
Psychiatric Residential Treatment Facilities	0


Children's Services

Medicaid - Children**

Time Period: April 1, 2021 - March 31, 2022

TOP 5 DIAGNOSES	Encounter for routine child health examination without abnormal findings
	Contact with and (suspected) exposure to COVID-19
	Hypermetropia, bilateral
	Acute upper respiratory infection, unspecified
	Encounter for immunization
TOP 5 MEDICATIONS	Amoxicillin
	Cetirizine HCL
	Cefdinir
	Brompheniramine-pseudoephed-dm
	Clonidine HCL
TOP 5 PROCEDURES	Office o/p est low 20-29 min
	Comprehensve oral evaluation
	Topical fluoride varnish
	Dental prophylaxis child
	Office o/p est mod 30-39 min

**Top 5 Medications are based on the number of times the code is associated with a health care record; Top 5 Diagnoses and Top 5 Procedures are based on the number of unique beneficiaries who have been diagnosed or had that procedure during the reporting period.



51 participants


Office for Children with Special Health Care Needs

Children Served	24
Provider Visits	55

In Taylor County, there are 4,340 children enrolled in Medicaid.

There were 316 newborn screenings (which includes a hearing screening).

81 participants



Division of Family Resource and Youth Services Centers (FRYSC)

FRYSC in Taylor County received \$470,354 in funding, grants, community cash, and in-kind contributions with 7 full-time staff and 1 part-time staff.

As of 7/3/2022, there were 24 children in Out of Home Care, 22 of which received a per-diem, for a daily per-diem of \$1,739.

20% of children in the state's care had a goal of adoption.
79% had a goal other than adoption (e.g. reunification).

0 child(ren) adopted (YTD)

Taylor County received \$884,281 from the Child Care Assistance Program issuance supporting up to 228 providers a month.

The Division of Child Support Enforcement served on average 1,486 children a month, collecting \$2,338,885 in current and past due child support during FY 2022. They established 50 orders.

Behavioral Health

Alcohol and Other Drug Treatment Entity Facility and Behavioral Health Services Organization Facility Spending: **\$86**
 Time Period: April 1, 2021 - March 31, 2022

Kentucky All Schedule Prescription Electronic Reporting (KASPER)

According to KASPER data, 7,522 unique patients residing in your county received a pharmaceutical controlled substance. Opioid analgesics accounted for 26,640 of the 60,781 total controlled prescriptions dispensed.


Residents of your county received these prescriptions from 2,009 prescribers and 307 dispenser DEA numbers.

Syringe Services Programs

HIV Tests	98
Naloxone Dispensed	736
Referred for Treatment	
Total Number of Visits	1,773

Taylor County is served by the Adanta Community Mental Health Center. Adanta received \$5,615,078 in FY 2022.

Adanta served 7,775 individuals in their region.



Taylor is located in the Adanta Community Mental Health Center region. This region received \$1,375,293 in Kentucky Opioid Response Effort (KORE) funding for FY 2022.

Public Protection

The Office of the Ombudsman and Administrative Review office had 364 constituent contacts in FY2022 in your county.

Office of Inspector General completed 25,705 background checks for children & elderly services throughout the Commonwealth of Kentucky.

The Office of the Inspector General reported 18 completed survey(s), resulting in 0 total tag(s) in Taylor County.

The purpose of this report is to provide insight into the utilization and reach of programs offered by the Cabinet for Health and Family Services within the Commonwealth of Kentucky and each individual county. All data reported are FY2022 unless otherwise noted. Blank boxes indicate that no data was available for a program. Any questions regarding the information shown here should be submitted to Kelli Rodman, Executive Director, CHFS Office of Legislative and Regulatory Affairs.

These reports have been compiled and formatted by the Office of Data Analytics