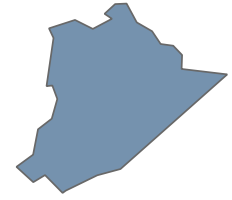


CHFS Mission: To be a diverse and inclusive organization providing programs, services, and supports that protect and promote the health and well-being of all Kentuckians and their communities.



Number of cabinet employees working in Pike County on SFY2022: 67

Social Services

Department for Aging and Independent Living

Aging and Disability Resource Center	476 individual(s)
Guardianship - Legal authority of individuals	46 individual(s)
Hart Supported Living - Supporting those with disability	4 individual(s)
Homecare - In-home services	29 individual(s)
IIIC - Meals provided to individuals age 60 and older	777 individual(s) 79,123 meals
IIID - Evidence-based Health Promotion Programs	61 individual(s)
KY Caregiver - Grandparents raising grandchildren	
National Family Caregiver Support Program	17 individual(s)
Personal Care Attendant Program	3 individual(s)
State Health Insurance Assistance Program	576 individual(s)
Supportive Services - Individuals age 60 and older	786 individual(s)
Traumatic Brain Injury Program	14 individual(s)



Across the entire Commonwealth of Kentucky 3,729 Serve Kentucky volunteers provided 792,753 hours of volunteer service (valued at \$1,032,063) in a little over a year between August 2020 and August 2021.

AmeriCorps members served 41,112 students and provided food support services to 56,877 students. Serve Kentucky also provided housing services to 2,073 individuals.

AmeriCorps has 17 members in Pike County.

Kentucky Transitional Assistance Program (KTAP)

Your county has received \$735,275 in KTAP issuance. This has been allocated to 239 households in the past fiscal year.

On average, SNAP serviced 7,039 people a month in Pike County, stretching over 3,444 households. Total SNAP spending in your county in FY2022: \$19,270,887



The number of locations in Pike County where SNAP was accepted: 87

Health Services

Time Period: April 1, 2021 - March 31, 2022

There were 664 providers who serviced Medicaid beneficiaries in Pike County.

Medicaid Enrollment

Expansion	11,254
Foster Care	250
Presumptive Eligibility	4,313
Traditional	17,561
Total Beneficiaries	33,378

Total Paid for Local Beneficiaries to All Kentucky Medicaid Providers	\$216,193,140
Total Paid to Local Medicaid Providers	\$201,163,678

Medicaid - Adults and Seniors**

Time Period: April 1, 2021 - March 31, 2022

TOP 5 DIAGNOSES	Essential (primary) hypertension
	Contact with and (suspected) exposure to COVID-19
	Encounter for immunization
	Covid-19
	Opioid dependence, uncomplicated
TOP 5 MEDICATIONS	Buprenorphine-naloxone
	Gabapentin
	Lisinopril
	Atorvastatin calcium
	Ibuprofen
TOP 5 PROCEDURES	Office o/p est low 20-29 min
	Routine venipuncture
	Complete cbc w/auto diff wbc
	Comprehensive metabolic panel
	Hospital outpatient clinic visit

**Top 5 Medications are based on the number of times the code is associated with a health care record; Top 5 Diagnoses and Top 5 Procedures are based on the number of unique beneficiaries who have been diagnosed or had that procedure during the reporting period.

Funding to the Pike County Health Department:
\$2,466,542

The Kentucky Prescription Assistance Program assisted 34 patient(s) with 201 prescriptions and the amount of money saved in prescription costs was \$786,731 in Pike County.

Between the start of the HIV Epidemic (1982) and June 2022, there have been 40 diagnosed cases of HIV in your county.
(NOTE: 2021 and 2022 data is considered preliminary)

Facilities in Pike County

Adult Day Health	0
Ambulatory Surgical Center	0
Ambulatory Surgical Center - Licensed Only	0
Family Care Home	0
Freestanding or Mobile Technology	0
Home Health Agency	2
Hospice	1
Hospice - Residential	0
Hospital	2
ICF Facilities - LIC	0
Nursing Facility	5
Nursing Home	0
Personal Care Homes	1
Personal Care Homes - Freestanding	0
Private Duty Nursing	1
Psychiatric Residential Treatment Facilities	0

Children's Services

Medicaid - Children**

Time Period: April 1, 2021 - March 31, 2022

TOP 5 DIAGNOSES	Encounter for routine child health examination without abnormal findings
	Contact with and (suspected) exposure to COVID-19
	Acute upper respiratory infection, unspecified
	Acute pharyngitis, unspecified
	Myopia, bilateral
TOP 5 MEDICATIONS	Amoxicillin
	Brompheniramine-pseudoephed-dm
	Azithromycin
	Montelukast sodium
	Clonidine HCL
TOP 5 PROCEDURES	Office o/p est low 20-29 min
	Comprehensve oral evaluation
	Topical app fluorid ex vrnsh
	Office o/p est sf 10-19 min
	Dental prophylaxis child

**Top 5 Medications are based on the number of times the code is associated with a health care record; Top 5 Diagnoses and Top 5 Procedures are based on the number of unique beneficiaries who have been diagnosed or had that procedure during the reporting period.



50 participants


There were 526 newborn screenings (which includes a hearing screening).

Office for Children with Special Health Care Needs

Children Served	74
Provider Visits	102
Telehealth Visits	27

In Pike County, there are 10,026 children enrolled in Medicaid.

130 participants



Division of Family Resource and Youth Services Centers (FRYSC)

FRYSC in Pike County received \$1,791,316 in funding, grants, community cash, and in-kind contributions with 19 full-time staff and 0 part-time staff.

As of 7/3/2022, there were 144 children in Out of Home Care, 134 of which received a per-diem, for a daily per-diem of \$7,729.

55% of children in the state's care had a goal of adoption.
44% had a goal other than adoption (e.g. reunification).

11 child(ren) adopted (YTD)

Pike County received \$612,870 from the Child Care Assistance Program issuance supporting up to 243 providers a month.

The Division of Child Support Enforcement served on average 3,171 children a month, collecting \$4,208,822 in current and past due child support during FY 2022. They established 113 orders.

Behavioral Health

Alcohol and Other Drug Treatment Entity Facility and Behavioral Health Services Organization Facility Spending: **\$5,288,829**

Time Period: April 1, 2021 - March 31, 2022

Kentucky All Schedule Prescription Electronic Reporting (KASPER)

According to KASPER data, 17,640 unique patients residing in your county received a pharmaceutical controlled substance. Opioid analgesics accounted for 97,908 of the 197,532 total controlled prescriptions dispensed.


Residents of your county received these prescriptions from 2,405 prescribers and 387 dispenser DEA numbers.

Syringe Services Programs

HIV Tests	85
Naloxone Dispensed	292
Referred for Treatment	
Total Number of Visits	1,113

Pike County is served by the Mountain Community Mental Health Center. Mountain received \$7,496,196 in FY 2022.

Mountain served 28,337 individuals in their region.



Pike is located in the Mountain Community Mental Health Center region. This region received \$1,637,498 in Kentucky Opioid Response Effort (KORE) funding for FY 2022.

Public Protection

The Office of the Ombudsman and Administrative Review office had 828 constituent contacts in FY2022 in your county.

Office of Inspector General completed 25,705 background checks for children & elderly services throughout the Commonwealth of Kentucky.

The Office of the Inspector General reported 50 completed survey(s), resulting in 1 total tag(s) in Pike County.

The purpose of this report is to provide insight into the utilization and reach of programs offered by the Cabinet for Health and Family Services within the Commonwealth of Kentucky and each individual county. All data reported are FY2022 unless otherwise noted. Blank boxes indicate that no data was available for a program. Any questions regarding the information shown here should be submitted to Kelli Rodman, Executive Director, CHFS Office of Legislative and Regulatory Affairs.

These reports have been compiled and formatted by the Office of Data Analytics