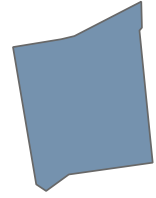


CHFS Mission: To be a diverse and inclusive organization providing programs, services, and supports that protect and promote the health and well-being of all Kentuckians and their communities.



Number of cabinet employees working in Pendleton County on SFY2022: 14

Social Services

Department for Aging and Independent Living

Aging and Disability Resource Center	235 individual(s)
Guardianship - Legal authority of individuals	23 individual(s)
Hart Supported Living - Supporting those with disability	1 individual(s)
Homecare - In-home services	13 individual(s)
IIIC - Meals provided to individuals age 60 and older	83 individual(s) 7,818 meals
IIID - Evidence-based Health Promotion Programs	
KY Caregiver - Grandparents raising grandchildren	
National Family Caregiver Support Program	1 individual(s)
Personal Care Attendant Program	
State Health Insurance Assistance Program	
Supportive Services - Individuals age 60 and older	100 individual(s)
Traumatic Brain Injury Program	2 individual(s)



Across the entire Commonwealth of Kentucky 3,729 Serve Kentucky volunteers provided 792,753 hours of volunteer service (valued at \$1,032,063) in a little over a year between August 2020 and August 2021.

AmeriCorps members served 41,112 students and provided food support services to 56,877 students. Serve Kentucky also provided housing services to 2,073 individuals.

AmeriCorps has 4 members in Pendleton County.

Kentucky Transitional Assistance Program (KTAP)

Your county has received \$207,954 in KTAP issuance. This has been allocated to 57 households in the past fiscal year.

On average, SNAP serviced 1,557 people a month in Pendleton County, stretching over 818 households. Total SNAP spending in your county in FY2022: \$4,267,259



The number of locations in Pendleton County where SNAP was accepted: 11

Health Services

Time Period: April 1, 2021 - March 31, 2022

There were 22 providers who serviced Medicaid beneficiaries in Pendleton County.

Medicaid Enrollment

Expansion	1,827
Foster Care	72
Presumptive Eligibility	191
Traditional	3,254
Total Beneficiaries	5,344

Total Paid for Local Beneficiaries to All Kentucky Medicaid Providers	\$31,724,923
Total Paid to Local Medicaid Providers	\$6,495,827

Medicaid - Adults and Seniors**

Time Period: April 1, 2021 - March 31, 2022

TOP 5 DIAGNOSES	Encounter for general adult medical examination without abnormal findings
	Contact with and (suspected) exposure to COVID-19
	Essential (primary) hypertension
	Covid-19
TOP 5 MEDICATIONS	Myopia, bilateral
	Buprenorphine-naloxone
	Gabapentin
	Omeprazole
TOP 5 PROCEDURES	Atorvastatin calcium
	Lisinopril
	Office o/p est low 20-29 min
	Office o/p est mod 30-39 min
	Routine venipuncture
Comprehensive metabolic panel	
Complete cbc w/auto diff wbc	

**Top 5 Medications are based on the number of times the code is associated with a health care record; Top 5 Diagnoses and Top 5 Procedures are based on the number of unique beneficiaries who have been diagnosed or had that procedure during the reporting period.

Funding to the Three Rivers District Health Department : \$2,124,618

#####

Between the start of the HIV Epidemic (1982) and June 2022, there have been 11 diagnosed cases of HIV in your county. (NOTE: 2021 and 2022 data is considered preliminary)

Facilities in Pendleton County

Adult Day Health	0
Ambulatory Surgical Center	0
Ambulatory Surgical Center - Licensed Only	0
Family Care Home	0
Freestanding or Mobile Technology	0
Home Health Agency	0
Hospice	0
Hospice - Residential	0
Hospital	0
ICF Facilities - LIC	0
Nursing Facility	1
Nursing Home	0
Personal Care Homes	0
Personal Care Homes - Freestanding	2
Private Duty Nursing	0
Psychiatric Residential Treatment Facilities	0



275 E. Main St., 5th Floor
Frankfort, KY 40621
Phone: (502) 564-5497

Learn more about the Cabinet's initiatives and programs at

CHFS.ky.gov


Children's Services

Medicaid - Children**

Time Period: April 1, 2021 - March 31, 2022

TOP 5 DIAGNOSES	Encounter for routine child health examination without abnormal findings
	Contact with and (suspected) exposure to COVID-19
	Acute upper respiratory infection, unspecified
	Acute pharyngitis, unspecified
	Encounter for immunization
TOP 5 MEDICATIONS	Amoxicillin
	Clonidine HCL
	Cetirizine HCL
	Azithromycin
	Montelukast sodium
TOP 5 PROCEDURES	Office o/p est low 20-29 min
	Im admin 1st/only component
	Office o/p est mod 30-39 min
	Emergency department visit
	Sarscov coronavirus ag ia

**Top 5 Medications are based on the number of times the code is associated with a health care record; Top 5 Diagnoses and Top 5 Procedures are based on the number of unique beneficiaries who have been diagnosed or had that procedure during the reporting period.




60 participants

Office for Children with Special Health Care Needs

In Pendleton County, there are 2,119 children enrolled in Medicaid.

There were 151 newborn screenings (which includes a hearing screening).

64 participants



Division of Family Resource and Youth Services Centers (FRYSC)

FRYSC in Pendleton County received \$362,167 in funding, grants, community cash, and in-kind contributions with 2 full-time staff and 0 part-time staff.

As of 7/3/2022, there were 33 children in Out of Home Care, 24 of which received a per-diem, for a daily per-diem of \$1,404.

15% of children in the state's care had a goal of adoption.
84% had a goal other than adoption (e.g. reunification).

4 child(ren) adopted (YTD)

Pendleton County received \$287,186 from the Child Care Assistance Program issuance supporting up to 65 providers a month.

The Division of Child Support Enforcement served on average 842 children a month, collecting \$1,485,156 in current and past due child support during FY 2022. They established 46 orders.

Behavioral Health

Alcohol and Other Drug Treatment Entity Facility and Behavioral Health Services Organization Facility Spending: \$0

Time Period: April 1, 2021 - March 31, 2022

Syringe Services Programs


Kentucky All Schedule Prescription Electronic Reporting (KASPER)

According to KASPER data, 3,912 unique patients residing in your county received a pharmaceutical controlled substance. Opioid analgesics accounted for 12,245 of the 28,627 total controlled prescriptions dispensed.

Residents of your county received these prescriptions from 1,529 prescribers and 203 dispenser DEA numbers.

Pendleton County is served by the Northkey Community Mental Health Center. Northkey received \$8,417,964 in FY 2022.

Northkey served 11,278 individuals in their region.



Pendleton is located in the Northkey Community Mental Health Center region. This region received \$3,271,755 in Kentucky Opioid Response Effort (KORE) funding for FY 2022.

Public Protection

The Office of the Ombudsman and Administrative Review office had 227 constituent contacts in FY2022 in your county.

Office of Inspector General completed 25,705 background checks for children & elderly services throughout the Commonwealth of Kentucky.

The Office of the Inspector General reported 2 completed survey(s), resulting in 0 total tag(s) in Pendleton County.

The purpose of this report is to provide insight into the utilization and reach of programs offered by the Cabinet for Health and Family Services within the Commonwealth of Kentucky and each individual county. All data reported are FY2022 unless otherwise noted. Blank boxes indicate that no data was available for a program. Any questions regarding the information shown here should be submitted to Kelli Rodman, Executive Director, CHFS Office of Legislative and Regulatory Affairs.

These reports have been compiled and formatted by the Office of Data Analytics