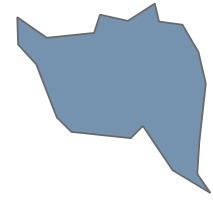


**CHFS Mission:** To be a diverse and inclusive organization providing programs, services, and supports that protect and promote the health and well-being of all Kentuckians and their communities.



Number of cabinet employees working in Owsley County on SFY2022: 11

## Social Services

### Department for Aging and Independent Living

Aging and Disability Resource Center	<b>221</b> individual(s)
Guardianship - Legal authority of individuals	<b>12</b> individual(s)
Hart Supported Living - Supporting those with disability	<b>1</b> individual(s)
Homecare - In-home services	<b>5</b> individual(s)
IIIC - Meals provided to individuals age 60 and older	<b>105</b> individual(s) <b>10,890</b> meals
IIID - Evidence-based Health Promotion Programs	<b>6</b> individual(s)
KY Caregiver - Grandparents raising grandchildren	
National Family Caregiver Support Program	<b>13</b> individual(s)
Personal Care Attendant Program	
State Health Insurance Assistance Program	
Supportive Services - Individuals age 60 and older	<b>136</b> individual(s)
Traumatic Brain Injury Program	<b>2</b> individual(s)



Across the entire Commonwealth of Kentucky 3,729 Serve Kentucky volunteers provided 792,753 hours of volunteer service (valued at \$1,032,063) in a little over a year between August 2020 and August 2021.

AmeriCorps members served 41,112 students and provided food support services to 56,877 students. Serve Kentucky also provided housing services to 2,073 individuals.

AmeriCorps has 4 members in Owsley County.

### Kentucky Transitional Assistance Program (KTAP)

Your county has received \$204,651 in KTAP issuance. This has been allocated to 66 households in the past fiscal year.

On average, SNAP serviced 1,284 people a month in Owsley County, stretching over 556 households. Total SNAP spending in your county in FY2022: \$3,411,780



The number of locations in Owsley County where SNAP was accepted: 7

# Health Services

Time Period: April 1, 2021 - March 31, 2022

There were 28 providers who serviced Medicaid beneficiaries in Owsley County.

## Medicaid Enrollment

Expansion	1,086
Foster Care	33
Presumptive Eligibility	494
Traditional	1,996
<b>Total Beneficiaries</b>	<b>3,609</b>

Total Paid for Local Beneficiaries to All Kentucky Medicaid Providers	\$28,186,275
Total Paid to Local Medicaid Providers	\$15,339,007

## Medicaid - Adults and Seniors\*\*

Time Period: April 1, 2021 - March 31, 2022

TOP 5 DIAGNOSES	Essential (primary) hypertension
	Acute upper respiratory infection, unspecified
	Other long term (current) drug therapy
	Encounter for immunization
	Anxiety disorder, unspecified
TOP 5 MEDICATIONS	Buprenorphine-naloxone
	Gabapentin
	Vitamin D2
	Omeprazole
TOP 5 PROCEDURES	Lisinopril
	Office o/p est low 20-29 min
	Comprehensive metabolic panel
	Office o/p est mod 30-39 min
	Office o/p est sf 10-19 min
	Complete cbc w/auto diff wbc

\*\*Top 5 Medications are based on the number of times the code is associated with a health care record; Top 5 Diagnoses and Top 5 Procedures are based on the number of unique beneficiaries who have been diagnosed or had that procedure during the reporting period.

Funding to the Kentucky River District Health Department:  
\$4,204,948

The Kentucky Prescription Assistance Program assisted 5 patient(s) with 9 prescriptions and the amount of money saved in prescription costs was \$15,432 in Owsley County.

Between the start of the HIV Epidemic (1982) and June 2022, there have been ≤ 4 diagnosed cases of HIV in your county.  
(NOTE: 2021 and 2022 data is considered preliminary)

## Facilities in Owsley County

Adult Day Health	1
Ambulatory Surgical Center	0
Ambulatory Surgical Center - Licensed Only	0
Family Care Home	0
Freestanding or Mobile Technology	0
Home Health Agency	0
Hospice	0
Hospice - Residential	0
Hospital	0
ICF Facilities - LIC	0
Nursing Facility	1
Nursing Home	0
Personal Care Homes	1
Personal Care Homes - Freestanding	0
Private Duty Nursing	0
Psychiatric Residential Treatment Facilities	0

## Children's Services

### Medicaid - Children\*\*

Time Period: April 1, 2021 - March 31, 2022

TOP 5 DIAGNOSES	Acute upper respiratory infection, unspecified
	Encounter for screening for other viral diseases
	Encounter for routine child health examination without abnormal findings
	Acute pharyngitis, unspecified
	Contact with and (suspected) exposure to other viral communicable diseases
TOP 5 MEDICATIONS	Amoxicillin
	Cetirizine HCL
	Brompheniramine-pseudoephed-dm
	Azithromycin
	Cefdinir
TOP 5 PROCEDURES	Office o/p est low 20-29 min
	Cov-19 amp prb hgh thrupt
	Strep A assay with optic
	Infec agen detec ampli probe
	Sarscov & inf vir a&b ag ia

\*\*Top 5 Medications are based on the number of times the code is associated with a health care record; Top 5 Diagnoses and Top 5 Procedures are based on the number of unique beneficiaries who have been diagnosed or had that procedure during the reporting period.



9 participants


#### Office for Children with Special Health Care Needs

Children Served	12
Provider Visits	18
Telehealth Visits	3

In Owsley County, there are 1,006 children enrolled in Medicaid.

There were 53 newborn screenings (which includes a hearing screening).

14 participants



### Division of Family Resource and Youth Services Centers (FRYSC)

FRYSC in Owsley County received \$197,854 in funding, grants, community cash, and in-kind contributions with 2 full-time staff and 0 part-time staff.

As of 7/3/2022, there were 0 children in Out of Home Care, 0 of which received a per-diem, for a daily per-diem of \$0.

0% of children in the state's care had a goal of adoption.  
0% had a goal other than adoption (e.g. reunification).

1 child(ren) adopted (YTD)

Owsley County received \$29,189 from the Child Care Assistance Program issuance supporting up to 11 providers a month.

The Division of Child Support Enforcement served on average 213 children a month, collecting \$136,607 in current and past due child support during FY 2022. They established 18 orders.

# Behavioral Health

Alcohol and Other Drug Treatment Entity Facility and Behavioral Health Services Organization Facility Spending:  
**\$0**  
 Time Period: April 1, 2021 - March 31, 2022

**Kentucky All Schedule Prescription Electronic Reporting (KASPER)**

According to KASPER data, 1,253 unique patients residing in your county received a pharmaceutical controlled substance. Opioid analgesics accounted for 8,192 of the 16,147 total controlled prescriptions dispensed.


Residents of your county received these prescriptions from 488 prescribers and 116 dispenser DEA numbers.

**Syringe Services Programs**

HIV Tests	114
Naloxone Dispensed	392
Referred for Treatment	
Total Number of Visits	834

Owsley County is served by the Kentucky River Community Mental Health Center. Kentucky River received \$8,934,238 in FY 2022.

Kentucky River served 5,779 individuals in their region.



Owsley is located in the Kentucky River Community Mental Health Center region. This region received \$2,199,194 in Kentucky Opioid Response Effort (KORE) funding for FY 2022.

# Public Protection

The Office of the Ombudsman and Administrative Review office had 86 constituent contacts in FY2022 in your county.

Office of Inspector General completed 25,705 background checks for children & elderly services throughout the Commonwealth of Kentucky.

The Office of the Inspector General reported 5 completed survey(s), resulting in 1 total tag(s) in Owsley County.

The purpose of this report is to provide insight into the utilization and reach of programs offered by the Cabinet for Health and Family Services within the Commonwealth of Kentucky and each individual county. All data reported are FY2022 unless otherwise noted. Blank boxes indicate that no data was available for a program. Any questions regarding the information shown here should be submitted to Kelli Rodman, Executive Director, CHFS Office of Legislative and Regulatory Affairs.

These reports have been compiled and formatted by the Office of Data Analytics