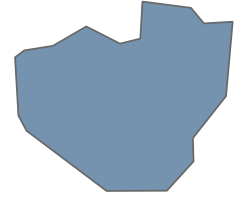


CHFS Mission: To be a diverse and inclusive organization providing programs, services, and supports that protect and promote the health and well-being of all Kentuckians and their communities.



Number of cabinet employees working in Menifee County on SFY2022: 9

Social Services

Department for Aging and Independent Living

Aging and Disability Resource Center	122 individual(s)
Guardianship - Legal authority of individuals	
Hart Supported Living - Supporting those with disability	
Homecare - In-home services	6 individual(s)
IIIC - Meals provided to individuals age 60 and older	177 individual(s) 15,632 meals
IIID - Evidence-based Health Promotion Programs	30 individual(s)
KY Caregiver - Grandparents raising grandchildren	
National Family Caregiver Support Program	2 individual(s)
Personal Care Attendant Program	1 individual(s)
State Health Insurance Assistance Program	982 individual(s)
Supportive Services - Individuals age 60 and older	163 individual(s)
Traumatic Brain Injury Program	2 individual(s)



Across the entire Commonwealth of Kentucky 3,729 Serve Kentucky volunteers provided 792,753 hours of volunteer service (valued at \$1,032,063) in a little over a year between August 2020 and August 2021.

AmeriCorps members served 41,112 students and provided food support services to 56,877 students. Serve Kentucky also provided housing services to 2,073 individuals.

AmeriCorps has 1 members in Menifee County.

Kentucky Transitional Assistance Program (KTAP)

Your county has received \$145,276 in KTAP issuance. This has been allocated to 43 households in the past fiscal year.

On average, SNAP serviced 1,323 people a month in Menifee County, stretching over 615 households. Total SNAP spending in your county in FY2022: \$3,502,009



The number of locations in Menifee County where SNAP was accepted: 10

Health Services

Time Period: April 1, 2021 - March 31, 2022

There were 31 providers who serviced Medicaid beneficiaries in Menifee County.

Medicaid Enrollment

Expansion	1,184
Foster Care	48
Presumptive Eligibility	321
Traditional	2,167
Total Beneficiaries	3,720

Total Paid for Local Beneficiaries to All Kentucky Medicaid Providers	\$21,628,818
Total Paid to Local Medicaid Providers	\$9,683,046

Medicaid - Adults and Seniors**

Time Period: April 1, 2021 - March 31, 2022

TOP 5 DIAGNOSES	Essential (primary) hypertension
	Contact with and (suspected) exposure to COVID-19
	Covid-19
	Opioid dependence, uncomplicated
	Encounter for immunization
TOP 5 MEDICATIONS	Buprenorphine-naloxone
	Gabapentin
	Lisinopril
	Omeprazole
	Atorvastatin calcium
TOP 5 PROCEDURES	Office o/p est low 20-29 min
	Office o/p est mod 30-39 min
	Comprehensive metabolic panel
	Routine venipuncture
	Complete cbc w/auto diff wbc

**Top 5 Medications are based on the number of times the code is associated with a health care record; Top 5 Diagnoses and Top 5 Procedures are based on the number of unique beneficiaries who have been diagnosed or had that procedure during the reporting period.

Funding to the Gateway District Health Department:
\$3,856,455

The Kentucky Prescription Assistance Program assisted 3 patient(s) with 4 prescriptions and the amount of money saved in prescription costs was \$10,200 in Menifee County.

Between the start of the HIV Epidemic (1982) and June 2022, there have been 12 diagnosed cases of HIV in your county.
(NOTE: 2021 and 2022 data is considered preliminary)

Facilities in Menifee County

Adult Day Health	1
Ambulatory Surgical Center	0
Ambulatory Surgical Center - Licensed Only	0
Family Care Home	0
Freestanding or Mobile Technology	0
Home Health Agency	0
Hospice	0
Hospice - Residential	0
Hospital	0
ICF Facilities - LIC	0
Nursing Facility	1
Nursing Home	0
Personal Care Homes	1
Personal Care Homes - Freestanding	0
Private Duty Nursing	0
Psychiatric Residential Treatment Facilities	0

Children's Services

Medicaid - Children**

Time Period: April 1, 2021 - March 31, 2022

TOP 5 DIAGNOSES	Encounter for routine child health examination without abnormal findings
	Contact with and (suspected) exposure to COVID-19
	Hypermetropia, bilateral
	Covid-19
	Acute upper respiratory infection, unspecified
TOP 5 MEDICATIONS	Amoxicillin
	Cetirizine HCL
	Clonidine HCL
	Brompheniramine-pseudoephed-dm
	Montelukast sodium
TOP 5 PROCEDURES	Office o/p est low 20-29 min
	Office o/p est sf 10-19 min
	Comprehensve oral evaluation
	Dental prophylaxis child
	Emergency department visit

**Top 5 Medications are based on the number of times the code is associated with a health care record; Top 5 Diagnoses and Top 5 Procedures are based on the number of unique beneficiaries who have been diagnosed or had that procedure during the reporting period.



3 participants


Office for Children with Special Health Care Needs

Children Served	22
Provider Visits	17
Telehealth Visits	3

In Menifee County, there are 1,272 children enrolled in Medicaid.

There were 61 newborn screenings (which includes a hearing screening).

10 participants



Division of Family Resource and Youth Services Centers (FRYSC)

FRYSC in Menifee County received \$175,593 in funding, grants, community cash, and in-kind contributions with 2 full-time staff and 0 part-time staff.

As of 7/3/2022, there were 16 children in Out of Home Care, 16 of which received a per-diem, for a daily per-diem of \$944.

31% of children in the state's care had a goal of adoption.
68% had a goal other than adoption (e.g. reunification).

0 child(ren) adopted (YTD)

Menifee County received \$27,141 from the Child Care Assistance Program issuance supporting up to 7 providers a month.

The Division of Child Support Enforcement served on average 391 children a month, collecting \$571,464 in current and past due child support during FY 2022. They established 9 orders.

Behavioral Health

Alcohol and Other Drug Treatment Entity Facility and Behavioral Health Services Organization Facility Spending:
\$0
 Time Period: April 1, 2021 - March 31, 2022

Syringe Services Programs


Kentucky All Schedule Prescription Electronic Reporting (KASPER)

According to KASPER data, 1,822 unique patients residing in your county received a pharmaceutical controlled substance. Opioid analgesics accounted for 8,499 of the 16,650 total controlled prescriptions dispensed.

Residents of your county received these prescriptions from 799 prescribers and 155 dispenser DEA numbers.

Menifee County is served by the Pathways Community Mental Health Center. Pathways received \$7,060,661 in FY 2022.

Pathways served 11,751 individuals in their region.



Menifee is located in the Pathways Community Mental Health Center region. This region received \$1,899,827 in Kentucky Opioid Response Effort (KORE) funding for FY 2022.

Public Protection

The Office of the Ombudsman and Administrative Review office had 167 constituent contacts in FY2022 in your county.

Office of Inspector General completed 25,705 background checks for children & elderly services throughout the Commonwealth of Kentucky.

The Office of the Inspector General reported 0 completed survey(s), resulting in 0 total tag(s) in Menifee County.

The purpose of this report is to provide insight into the utilization and reach of programs offered by the Cabinet for Health and Family Services within the Commonwealth of Kentucky and each individual county. All data reported are FY2022 unless otherwise noted. Blank boxes indicate that no data was available for a program. Any questions regarding the information shown here should be submitted to Kelli Rodman, Executive Director, CHFS Office of Legislative and Regulatory Affairs.

These reports have been compiled and formatted by the Office of Data Analytics