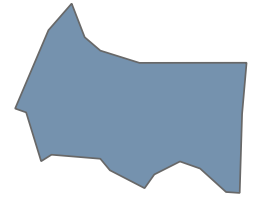


CHFS Mission: To be a diverse and inclusive organization providing programs, services, and supports that protect and promote the health and well-being of all Kentuckians and their communities.



Number of cabinet employees working in Marion County on SFY2022: 22

Social Services

Department for Aging and Independent Living

Aging and Disability Resource Center	56 individual(s)
Guardianship - Legal authority of individuals	27 individual(s)
Hart Supported Living - Supporting those with disability	3 individual(s)
Homecare - In-home services	19 individual(s)
IIIC - Meals provided to individuals age 60 and older	275 individual(s) 25,760 meals
IIID - Evidence-based Health Promotion Programs	2 individual(s)
KY Caregiver - Grandparents raising grandchildren	
National Family Caregiver Support Program	4 individual(s)
Personal Care Attendant Program	1 individual(s)
State Health Insurance Assistance Program	1,139 individual(s)
Supportive Services - Individuals age 60 and older	104 individual(s)
Traumatic Brain Injury Program	4 individual(s)



Across the entire Commonwealth of Kentucky 3,729 Serve Kentucky volunteers provided 792,753 hours of volunteer service (valued at \$1,032,063) in a little over a year between August 2020 and August 2021.

AmeriCorps members served 41,112 students and provided food support services to 56,877 students. Serve Kentucky also provided housing services to 2,073 individuals.

AmeriCorps has 1 members in Marion County.

Kentucky Transitional Assistance Program (KTAP)

Your county has received \$103,057 in KTAP issuance. This has been allocated to 42 households in the past fiscal year.

On average, SNAP serviced 2,612 people a month in Marion County, stretching over 1,218 households. Total SNAP spending in your county in FY2022: \$6,930,306



The number of locations in Marion County where SNAP was accepted: 22

Health Services

Time Period: April 1, 2021 - March 31, 2022

There were 107 providers who serviced Medicaid beneficiaries in Marion County.

Medicaid Enrollment

Expansion	2,584
Foster Care	40
Presumptive Eligibility	356
Traditional	4,775
Total Beneficiaries	7,755

Total Paid for Local Beneficiaries to All Kentucky Medicaid Providers	\$47,522,134
Total Paid to Local Medicaid Providers	\$37,456,301

Medicaid - Adults and Seniors**

Time Period: April 1, 2021 - March 31, 2022

TOP 5 DIAGNOSES	Contact with and (suspected) exposure to COVID-19
	Essential (primary) hypertension
	Covid-19
	Encounter for general adult medical examination without abnormal findings
	Chest pain, unspecified
TOP 5 MEDICATIONS	Buprenorphine-naloxone
	Gabapentin
	Cetirizine HCL
	Vitamin D3
	Atorvastatin calcium
TOP 5 PROCEDURES	Office o/p est low 20-29 min
	Office o/p est mod 30-39 min
	Complete cbc w/auto diff wbc
	Comprehensive metabolic panel
	Emergency department visit

**Top 5 Medications are based on the number of times the code is associated with a health care record; Top 5 Diagnoses and Top 5 Procedures are based on the number of unique beneficiaries who have been diagnosed or had that procedure during the reporting period.

Funding to the Lincoln Trail District Health Department:
\$5,071,024

The Kentucky Prescription Assistance Program assisted 1 patient(s) with 1 prescriptions and the amount of money saved in prescription costs was \$0 in Marion County.

Between the start of the HIV Epidemic (1982) and June 2022, there have been 22 diagnosed cases of HIV in your county.
(NOTE: 2021 and 2022 data is considered preliminary)

Facilities in Marion County

Adult Day Health	1
Ambulatory Surgical Center	0
Ambulatory Surgical Center - Licensed Only	0
Family Care Home	0
Freestanding or Mobile Technology	0
Home Health Agency	0
Hospice	0
Hospice - Residential	0
Hospital	1
ICF Facilities - LIC	0
Nursing Facility	3
Nursing Home	1
Personal Care Homes	2
Personal Care Homes - Freestanding	0
Private Duty Nursing	0
Psychiatric Residential Treatment Facilities	0


Children's Services

Medicaid - Children**

Time Period: April 1, 2021 - March 31, 2022

TOP 5 DIAGNOSES	Encounter for routine child health examination without abnormal findings
	Contact with and (suspected) exposure to COVID-19
	Encounter for immunization
	Acute pharyngitis, unspecified
	Unspecified abdominal pain
TOP 5 MEDICATIONS	Amoxicillin
	Cetirizine HCL
	Brompheniramine-pseudoephed-dm
	Clonidine HCL
	Loratadine
TOP 5 PROCEDURES	Office o/p est low 20-29 min
	Clinic service
	Topical fluoride varnish
	Office o/p est mod 30-39 min
	Dental prophylaxis child

**Top 5 Medications are based on the number of times the code is associated with a health care record; Top 5 Diagnoses and Top 5 Procedures are based on the number of unique beneficiaries who have been diagnosed or had that procedure during the reporting period.



FIRST STEPS
KENTUCKY'S EARLY INTERVENTION SYSTEM

65 participants

There were 204 newborn screenings (which includes a hearing screening).

Office for Children with Special Health Care Needs

Children Served	21
Provider Visits	31
Telehealth Visits	2

In Marion County, there are 2,968 children enrolled in Medicaid.

35 participants



Kentucky's HANDS
COUNTY GOVERNMENTS • A SECURE FUTURE FOR KENTUCKY

Division of Family Resource and Youth Services Centers (FRYSC)

FRYSC in Marion County received \$355,759 in funding, grants, community cash, and in-kind contributions with 6 full-time staff and 0 part-time staff.

As of 7/3/2022, there were 31 children in Out of Home Care, 29 of which received a per-diem, for a daily per-diem of \$2,616.

35% of children in the state's care had a goal of adoption.
64% had a goal other than adoption (e.g. reunification).

2 child(ren) adopted (YTD)

Marion County received \$295,470 from the Child Care Assistance Program issuance supporting up to 109 providers a month.

The Division of Child Support Enforcement served on average 696 children a month, collecting \$1,419,404 in current and past due child support during FY 2022. They established 56 orders.

Behavioral Health

Alcohol and Other Drug Treatment Entity Facility and Behavioral Health Services Organization Facility Spending: **\$103**
 Time Period: April 1, 2021 - March 31, 2022

Kentucky All Schedule Prescription Electronic Reporting (KASPER)

According to KASPER data, 5,145 unique patients residing in your county received a pharmaceutical controlled substance. Opioid analgesics accounted for 17,401 of the 38,039 total controlled prescriptions dispensed.


Residents of your county received these prescriptions from 1,701 prescribers and 244 dispenser DEA numbers.

Syringe Services Programs

HIV Tests	9
Naloxone Dispensed	191
Referred for Treatment	42
Total Number of Visits	344

Marion County is served by the Communicare Community Mental Health Center. Communicare received \$7,853,368 in FY 2022.

Communicare served 9,439 individuals in their region.



Marion is located in the Communicare Community Mental Health Center region. This region received \$1,411,168 in Kentucky Opioid Response Effort (KORE) funding for FY 2022.

Public Protection

The Office of the Ombudsman and Administrative Review office had 299 constituent contacts in FY2022 in your county.

Office of Inspector General completed 25,705 background checks for children & elderly services throughout the Commonwealth of Kentucky.

The Office of the Inspector General reported 7 completed survey(s), resulting in 2 total tag(s) in Marion County.

The purpose of this report is to provide insight into the utilization and reach of programs offered by the Cabinet for Health and Family Services within the Commonwealth of Kentucky and each individual county. All data reported are FY2022 unless otherwise noted. Blank boxes indicate that no data was available for a program. Any questions regarding the information shown here should be submitted to Kelli Rodman, Executive Director, CHFS Office of Legislative and Regulatory Affairs.

These reports have been compiled and formatted by the Office of Data Analytics