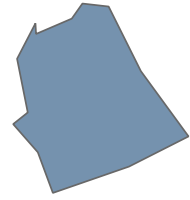


CHFS Mission: To be a diverse and inclusive organization providing programs, services, and supports that protect and promote the health and well-being of all Kentuckians and their communities.



Number of cabinet employees working in Lyon County on SFY2022: 13

Social Services

Department for Aging and Independent Living

Aging and Disability Resource Center	56 individual(s)
Guardianship - Legal authority of individuals	5 individual(s)
Hart Supported Living - Supporting those with disability	4 individual(s)
Homecare - In-home services	4 individual(s)
IIIC - Meals provided to individuals age 60 and older	127 individual(s) 11,034 meals
IIID - Evidence-based Health Promotion Programs	
KY Caregiver - Grandparents raising grandchildren	
National Family Caregiver Support Program	5 individual(s)
Personal Care Attendant Program	
State Health Insurance Assistance Program	909 individual(s)
Supportive Services - Individuals age 60 and older	20 individual(s)
Traumatic Brain Injury Program	



Across the entire Commonwealth of Kentucky 3,729 Serve Kentucky volunteers provided 792,753 hours of volunteer service (valued at \$1,032,063) in a little over a year between August 2020 and August 2021.

AmeriCorps members served 41,112 students and provided food support services to 56,877 students. Serve Kentucky also provided housing services to 2,073 individuals.

Kentucky Transitional Assistance Program (KTAP)

Your county has received \$38,977 in KTAP issuance. This has been allocated to 17 households in the past fiscal year.

On average, SNAP serviced 548 people a month in Lyon County, stretching over 277 households. Total SNAP spending in your county in FY2022: \$1,454,666



The number of locations in Lyon County where SNAP was accepted: 7

Health Services

Time Period: April 1, 2021 - March 31, 2022

There were 22 providers who serviced Medicaid beneficiaries in Lyon County.

Medicaid Enrollment

Expansion	807
Foster Care	26
Presumptive Eligibility	115
Traditional	1,285
Total Beneficiaries	2,233

Total Paid for Local Beneficiaries to All Kentucky Medicaid Providers	\$13,998,615
Total Paid to Local Medicaid Providers	\$7,038,146

Medicaid - Adults and Seniors**

Time Period: April 1, 2021 - March 31, 2022

TOP 5 DIAGNOSES	Contact with and (suspected) exposure to COVID-19
	Essential (primary) hypertension
	Encounter for immunization
	Covid-19
	Encounter for general adult medical examination without abnormal findings
TOP 5 MEDICATIONS	Gabapentin
	Atorvastatin calcium
	Omeprazole
	Lisinopril
	Hydrocodone-acetaminophen
TOP 5 PROCEDURES	Office o/p est low 20-29 min
	Office o/p est mod 30-39 min
	Comprehensive metabolic panel
	Routine venipuncture
	Emergency department visit

**Top 5 Medications are based on the number of times the code is associated with a health care record; Top 5 Diagnoses and Top 5 Procedures are based on the number of unique beneficiaries who have been diagnosed or had that procedure during the reporting period.

Funding to the Pennyriple District Health Department:
\$3,064,173

The Kentucky Prescription Assistance Program assisted 10 patient(s) with 101 prescriptions and the amount of money saved in prescription costs was \$126,630 in Lyon County.

Between the start of the HIV Epidemic (1982) and June 2022, there have been 18 diagnosed cases of HIV in your county.
 (NOTE: 2021 and 2022 data is considered preliminary)

Facilities in Lyon County

Adult Day Health	0
Ambulatory Surgical Center	0
Ambulatory Surgical Center - Licensed Only	0
Family Care Home	0
Freestanding or Mobile Technology	0
Home Health Agency	0
Hospice	0
Hospice - Residential	0
Hospital	0
ICF Facilities - LIC	0
Nursing Facility	2
Nursing Home	1
Personal Care Homes	0
Personal Care Homes - Freestanding	0
Private Duty Nursing	1
Psychiatric Residential Treatment Facilities	0

Children's Services

Medicaid - Children**

Time Period: April 1, 2021 - March 31, 2022

TOP 5 DIAGNOSES	Encounter for routine child health examination without abnormal findings
	Contact with and (suspected) exposure to COVID-19
	Encounter for immunization
	Acute upper respiratory infection, unspecified
	Hypermetropia, bilateral
TOP 5 MEDICATIONS	Amoxicillin
	Cetirizine HCL
	Clonidine HCL
	Risperidone
	Azithromycin
TOP 5 PROCEDURES	Office o/p est low 20-29 min
	Office o/p est mod 30-39 min
	Comprehensve oral evaluation
	Emergency department visit
	Dental prophylaxis child

**Top 5 Medications are based on the number of times the code is associated with a health care record; Top 5 Diagnoses and Top 5 Procedures are based on the number of unique beneficiaries who have been diagnosed or had that procedure during the reporting period.



11 participants


Office for Children with Special Health Care Needs

Children Served	13
Provider Visits	19
Telehealth Visits	5

In Lyon County, there are 813 children enrolled in Medicaid.

There were 51 newborn screenings (which includes a hearing screening).

17 participants



Division of Family Resource and Youth Services Centers (FRYSC)

FRYSC in Lyon County received \$97,737 in funding, grants, community cash, and in-kind contributions with 1 full-time staff and 0 part-time staff.

As of 7/3/2022, there were 24 children in Out of Home Care, 22 of which received a per-diem, for a daily per-diem of \$2,516.

41% of children in the state's care had a goal of adoption.
58% had a goal other than adoption (e.g. reunification).

2 child(ren) adopted (YTD)

Lyon County received \$20,421 from the Child Care Assistance Program issuance supporting up to 13 providers a month.

The Division of Child Support Enforcement served on average 253 children a month, collecting \$579,347 in current and past due child support during FY 2022. They established 21 orders.

Behavioral Health

Alcohol and Other Drug Treatment Entity Facility and Behavioral Health Services Organization Facility Spending: \$0

Time Period: April 1, 2021 - March 31, 2022

Syringe Services Programs


Kentucky All Schedule Prescription Electronic Reporting (KASPER)

According to KASPER data, 2,154 unique patients residing in your county received a pharmaceutical controlled substance. Opioid analgesics accounted for 6,208 of the 15,976 total controlled prescriptions dispensed.

Residents of your county received these prescriptions from 743 prescribers and 140 dispenser DEA numbers.

Lyon County is served by the Pennyroyal Community Mental Health Center. Pennyroyal received \$5,713,393 in FY 2022.

Pennyroyal served 8,694 individuals in their region.



Lyon is located in the Pennyroyal Community Mental Health Center region. This region received \$890,663 in Kentucky Opioid Response Effort (KORE) funding for FY 2022.

Public Protection

The Office of the Ombudsman and Administrative Review office had 157 constituent contacts in FY2022 in your county.

Office of Inspector General completed 25,705 background checks for children & elderly services throughout the Commonwealth of Kentucky.

The Office of the Inspector General reported 3 completed survey(s), resulting in 1 total tag(s) in Lyon County.

The purpose of this report is to provide insight into the utilization and reach of programs offered by the Cabinet for Health and Family Services within the Commonwealth of Kentucky and each individual county. All data reported are FY2022 unless otherwise noted. Blank boxes indicate that no data was available for a program. Any questions regarding the information shown here should be submitted to Kelli Rodman, Executive Director, CHFS Office of Legislative and Regulatory Affairs.

These reports have been compiled and formatted by the Office of Data Analytics