

CHFS Mission: To be a diverse and inclusive organization providing programs, services, and supports that protect and promote the health and well-being of all Kentuckians and their communities.



Number of cabinet employees working in Hopkins County on SFY2022: 32

Social Services

Department for Aging and Independent Living

Aging and Disability Resource Center	327 individual(s)
Guardianship - Legal authority of individuals	71 individual(s)
Hart Supported Living - Supporting those with disability	2 individual(s)
Homecare - In-home services	21 individual(s)
IIIC - Meals provided to individuals age 60 and older	300 individual(s) 28,189 meals
IIID - Evidence-based Health Promotion Programs	
KY Caregiver - Grandparents raising grandchildren	
National Family Caregiver Support Program	13 individual(s)
Personal Care Attendant Program	3 individual(s)
State Health Insurance Assistance Program	909 individual(s)
Supportive Services - Individuals age 60 and older	88 individual(s)
Traumatic Brain Injury Program	4 individual(s)



Across the entire Commonwealth of Kentucky 3,729 Serve Kentucky volunteers provided 792,753 hours of volunteer service (valued at \$1,032,063) in a little over a year between August 2020 and August 2021.

AmeriCorps members served 41,112 students and provided food support services to 56,877 students. Serve Kentucky also provided housing services to 2,073 individuals.

AmeriCorps has 1 members in Hopkins County.

Kentucky Transitional Assistance Program (KTAP)

Your county has received \$529,193 in KTAP issuance. This has been allocated to 172 households in the past fiscal year.

On average, SNAP serviced 6,122 people a month in Hopkins County, stretching over 2,799 households. Total SNAP spending in your county in FY2022: \$16,584,768



The number of locations in Hopkins County where SNAP was accepted: 53

Health Services

Time Period: April 1, 2021 - March 31, 2022

There were 380 providers who serviced Medicaid beneficiaries in Hopkins County.

Medicaid Enrollment

Expansion	6,612
Foster Care	157
Presumptive Eligibility	1,230
Traditional	11,367
Total Beneficiaries	19,366

Total Paid for Local Beneficiaries to All Kentucky Medicaid Providers	\$127,864,507
Total Paid to Local Medicaid Providers	\$124,236,412

Medicaid - Adults and Seniors**

Time Period: April 1, 2021 - March 31, 2022

TOP 5 DIAGNOSES	Contact with and (suspected) exposure to COVID-19
	Essential (primary) hypertension
	Covid-19
	Encounter for general adult medical examination without abnormal findings
	Anxiety disorder, unspecified
TOP 5 MEDICATIONS	Buprenorphine-naloxone
	Gabapentin
	Omeprazole
	Lisinopril
	Proair hfa
TOP 5 PROCEDURES	Office o/p est low 20-29 min
	Office o/p est mod 30-39 min
	Comprehensive metabolic panel
	Complete cbc w/auto diff wbc
	Routine venipuncture

**Top 5 Medications are based on the number of times the code is associated with a health care record; Top 5 Diagnoses and Top 5 Procedures are based on the number of unique beneficiaries who have been diagnosed or had that procedure during the reporting period.

Funding to the Hopkins County Health Department:
\$1,563,332

The Kentucky Prescription Assistance Program assisted 5 patient(s) with 23 prescriptions and the amount of money saved in prescription costs was \$51,240 in Hopkins County.

Between the start of the HIV Epidemic (1982) and June 2022, there have been 53 diagnosed cases of HIV in your county.
(NOTE: 2021 and 2022 data is considered preliminary)

Facilities in Hopkins County

Adult Day Health	0
Ambulatory Surgical Center	0
Ambulatory Surgical Center - Licensed Only	0
Family Care Home	0
Freestanding or Mobile Technology	1
Home Health Agency	1
Hospice	1
Hospice - Residential	0
Hospital	1
ICF Facilities - LIC	0
Nursing Facility	7
Nursing Home	0
Personal Care Homes	0
Personal Care Homes - Freestanding	2
Private Duty Nursing	0
Psychiatric Residential Treatment Facilities	0


Children's Services

Medicaid - Children**

Time Period: April 1, 2021 - March 31, 2022

TOP 5 DIAGNOSES	Contact with and (suspected) exposure to COVID-19
	Encounter for routine child health examination without abnormal findings
	Acute upper respiratory infection, unspecified
	Headache, unspecified
	Covid-19
TOP 5 MEDICATIONS	Cetirizine HCL
	Clonidine HCL
	Brompheniramine-pseudoephed-dm
	Amoxicillin
	Montelukast sodium
TOP 5 PROCEDURES	Office o/p est low 20-29 min
	Office o/p est sf 10-19 min
	Office o/p est mod 30-39 min
	Dental prophylaxis child
	Comprehensive oral evaluation

**Top 5 Medications are based on the number of times the code is associated with a health care record; Top 5 Diagnoses and Top 5 Procedures are based on the number of unique beneficiaries who have been diagnosed or had that procedure during the reporting period.



FIRST STEPS
KENTUCKY'S EARLY INTERVENTION SYSTEM

75 participants


There were 479 newborn screenings (which includes a hearing screening).

Office for Children with Special Health Care Needs

Children Served	65
Provider Visits	121
Telehealth Visits	16

In Hopkins County, there are 7,228 children enrolled in Medicaid.

95 participants



Kentucky's HANDS
COUNTY GOVERNMENTS • A SECURE FUTURE FOR KENTUCKY

Division of Family Resource and Youth Services Centers (FRYSC)

FRYSC in Hopkins County received \$1,559,640 in funding, grants, community cash, and in-kind contributions with 18 full-time staff and 0 part-time staff.

As of 7/3/2022, there were 48 children in Out of Home Care, 37 of which received a per-diem, for a daily per-diem of \$3,506.

12% of children in the state's care had a goal of adoption.
87% had a goal other than adoption (e.g. reunification).

12 child(ren) adopted (YTD)

Hopkins County received \$533,173 from the Child Care Assistance Program issuance supporting up to 195 providers a month.

The Division of Child Support Enforcement served on average 2,443 children a month, collecting \$4,493,948 in current and past due child support during FY 2022. They established 117 orders.

Behavioral Health

Alcohol and Other Drug Treatment Entity Facility and Behavioral Health Services Organization Facility Spending:
\$0
 Time Period: April 1, 2021 - March 31, 2022

Kentucky All Schedule Prescription Electronic Reporting (KASPER)


According to KASPER data, 13,766 unique patients residing in your county received a pharmaceutical controlled substance. Opioid analgesics accounted for 47,199 of the 105,624 total controlled prescriptions dispensed.

Residents of your county received these prescriptions from 2,314 prescribers and 319 dispenser DEA numbers.

Syringe Services Programs	
HIV Tests	58
Naloxone Dispensed	176
Referred for Treatment	
Total Number of Visits	453

Hopkins County is served by the Pennyroyal Community Mental Health Center. Pennyroyal received \$5,713,393 in FY 2022.

Pennyroyal served 8,694 individuals in their region.



Hopkins is located in the Pennyroyal Community Mental Health Center region. This region received \$890,663 in Kentucky Opioid Response Effort (KORE) funding for FY 2022.

Public Protection

The Office of the Ombudsman and Administrative Review office had 444 constituent contacts in FY2022 in your county.

Office of Inspector General completed 25,705 background checks for children & elderly services throughout the Commonwealth of Kentucky.

The Office of the Inspector General reported 29 completed survey(s), resulting in 2 total tag(s) in Hopkins County.

The purpose of this report is to provide insight into the utilization and reach of programs offered by the Cabinet for Health and Family Services within the Commonwealth of Kentucky and each individual county. All data reported are FY2022 unless otherwise noted. Blank boxes indicate that no data was available for a program. Any questions regarding the information shown here should be submitted to Kelli Rodman, Executive Director, CHFS Office of Legislative and Regulatory Affairs.

These reports have been compiled and formatted by the Office of Data Analytics