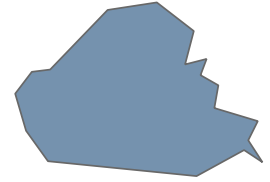


CHFS Mission: To be a diverse and inclusive organization providing programs, services, and supports that protect and promote the health and well-being of all Kentuckians and their communities.



Number of cabinet employees working in Henry County on SFY2022: 19

Social Services

Department for Aging and Independent Living

| | |
|--|---|
| Aging and Disability Resource Center | 540 individual(s) |
| Guardianship - Legal authority of individuals | 12 individual(s) |
| Hart Supported Living - Supporting those with disability | 1 individual(s) |
| Homecare - In-home services | 5 individual(s) |
| IIIC - Meals provided to individuals age 60 and older | 140 individual(s) 11,179 meals |
| IIID - Evidence-based Health Promotion Programs | 28 individual(s) |
| KY Caregiver - Grandparents raising grandchildren | 3 individual(s) |
| National Family Caregiver Support Program | 5 individual(s) |
| Personal Care Attendant Program | 1 individual(s) |
| State Health Insurance Assistance Program | 17,076 individual(s) |
| Supportive Services - Individuals age 60 and older | 330 individual(s) |
| Traumatic Brain Injury Program | 3 individual(s) |



Across the entire Commonwealth of Kentucky 3,729 Serve Kentucky volunteers provided 792,753 hours of volunteer service (valued at \$1,032,063) in a little over a year between August 2020 and August 2021.

AmeriCorps members served 41,112 students and provided food support services to 56,877 students. Serve Kentucky also provided housing services to 2,073 individuals.

Kentucky Transitional Assistance Program (KTAP)

Your county has received \$79,663 in KTAP issuance. This has been allocated to 28 households in the past fiscal year.

On average, SNAP serviced 1,438 people a month in Henry County, stretching over 644 households. Total SNAP spending in your county in FY2022: \$3,840,249



The number of locations in Henry County where SNAP was accepted: 21

Health Services

Time Period: April 1, 2021 - March 31, 2022

There were 43 providers who serviced Medicaid beneficiaries in Henry County.

Medicaid Enrollment

| | |
|----------------------------|--------------|
| Expansion | 2,098 |
| Foster Care | 49 |
| Presumptive Eligibility | 271 |
| Traditional | 3,507 |
| Total Beneficiaries | 5,925 |

| | |
|---|--------------|
| Total Paid for Local Beneficiaries to All Kentucky Medicaid Providers | \$42,294,957 |
| Total Paid to Local Medicaid Providers | \$15,608,265 |

Medicaid - Adults and Seniors**

Time Period: April 1, 2021 - March 31, 2022

| | |
|-------------------|---|
| TOP 5 DIAGNOSES | Contact with and (suspected) exposure to COVID-19 |
| | Essential (primary) hypertension |
| | Covid-19 |
| | Encounter for immunization |
| | Encounter for general adult medical examination without abnormal findings |
| TOP 5 MEDICATIONS | Gabapentin |
| | Atorvastatin calcium |
| | Buprenorphine-naloxone |
| | Hydrocodone-acetaminophen |
| | Omeprazole |
| TOP 5 PROCEDURES | Office o/p est low 20-29 min |
| | Office o/p est mod 30-39 min |
| | Comprehensive metabolic panel |
| | Complete cbc w/auto diff wbc |
| | Emergency department visit |

**Top 5 Medications are based on the number of times the code is associated with a health care record; Top 5 Diagnoses and Top 5 Procedures are based on the number of unique beneficiaries who have been diagnosed or had that procedure during the reporting period.

Funding to the North Central District Health Department:
\$2,186,441

The Kentucky Prescription Assistance Program assisted 1 patient(s) with 35 prescriptions and the amount of money saved in prescription costs was \$34,504 in Henry County.

Between the start of the HIV Epidemic (1982) and June 2022, there have been 32 diagnosed cases of HIV in your county.
(NOTE: 2021 and 2022 data is considered preliminary)

Facilities in Henry County

| | |
|--|---|
| Adult Day Health | 0 |
| Ambulatory Surgical Center | 0 |
| Ambulatory Surgical Center - Licensed Only | 0 |
| Family Care Home | 0 |
| Freestanding or Mobile Technology | 0 |
| Home Health Agency | 0 |
| Hospice | 0 |
| Hospice - Residential | 0 |
| Hospital | 0 |
| ICF Facilities - LIC | 0 |
| Nursing Facility | 1 |
| Nursing Home | 0 |
| Personal Care Homes | 0 |
| Personal Care Homes - Freestanding | 0 |
| Private Duty Nursing | 0 |
| Psychiatric Residential Treatment Facilities | 0 |

Children's Services

Medicaid - Children**

Time Period: April 1, 2021 - March 31, 2022

| | |
|-------------------|--|
| TOP 5 DIAGNOSES | Encounter for routine child health examination without abnormal findings |
| | Contact with and (suspected) exposure to COVID-19 |
| | Encounter for immunization |
| | Acute upper respiratory infection, unspecified |
| | Acute pharyngitis, unspecified |
| TOP 5 MEDICATIONS | Cetirizine HCL |
| | Amoxicillin |
| | Clonidine HCL |
| | Fluticasone propionate |
| | Brompheniramine-pseudoephed-dm |
| TOP 5 PROCEDURES | Office o/p est low 20-29 min |
| | Office o/p est mod 30-39 min |
| | Dental prophylaxis child |
| | Im admin 1st/only component |
| | Emergency department visit |

**Top 5 Medications are based on the number of times the code is associated with a health care record; Top 5 Diagnoses and Top 5 Procedures are based on the number of unique beneficiaries who have been diagnosed or had that procedure during the reporting period.



28 participants


Office for Children with Special Health Care Needs

| | |
|-----------------|---|
| Children Served | 7 |
| Provider Visits | 4 |

In Henry County, there are 2,331 children enrolled in Medicaid.

There were 186 newborn screenings (which includes a hearing screening).

10 participants



Division of Family Resource and Youth Services Centers (FRYSC)

FRYSC in Henry County received \$420,463 in funding, grants, community cash, and in-kind contributions with 4 full-time staff and 1 part-time staff.

As of 7/3/2022, there were 13 children in Out of Home Care, 11 of which received a per-diem, for a daily per-diem of \$1,075.

7% of children in the state's care had a goal of adoption.
92% had a goal other than adoption (e.g. reunification).

0 child(ren) adopted (YTD)

Henry County received \$121,850 from the Child Care Assistance Program issuance supporting up to 47 providers a month.

The Division of Child Support Enforcement served on average 813 children a month, collecting \$1,586,425 in current and past due child support during FY 2022. They established 28 orders.

Behavioral Health

Alcohol and Other Drug Treatment Entity Facility and Behavioral Health Services Organization Facility Spending: \$0

Time Period: April 1, 2021 - March 31, 2022

Syringe Services Programs


Kentucky All Schedule Prescription Electronic Reporting (KASPER)

According to KASPER data, 5,169 unique patients residing in your county received a pharmaceutical controlled substance. Opioid analgesics accounted for 14,784 of the 35,831 total controlled prescriptions dispensed.

Residents of your county received these prescriptions from 1,935 prescribers and 260 dispenser DEA numbers.

Henry County is served by the Seven Counties Community Mental Health Center. Seven Counties received \$22,200,523 in FY 2022.

Seven Counties served 25,555 individuals in their region.



Henry is located in the Seven Counties Community Mental Health Center region. This region received \$5,335,241 in Kentucky Opioid Response Effort (KORE) funding for FY 2022.

Public Protection

The Office of the Ombudsman and Administrative Review office had 227 constituent contacts in FY2022 in your county.

Office of Inspector General completed 25,705 background checks for children & elderly services throughout the Commonwealth of Kentucky.

The Office of the Inspector General reported 1 completed survey(s), resulting in 0 total tag(s) in Henry County.

The purpose of this report is to provide insight into the utilization and reach of programs offered by the Cabinet for Health and Family Services within the Commonwealth of Kentucky and each individual county. All data reported are FY2022 unless otherwise noted. Blank boxes indicate that no data was available for a program. Any questions regarding the information shown here should be submitted to Kelli Rodman, Executive Director, CHFS Office of Legislative and Regulatory Affairs.

These reports have been compiled and formatted by the Office of Data Analytics



275 E. Main St., 5th Floor
Frankfort, KY 40621
Phone: (502) 564-5497

Learn more about the Cabinet's initiatives and programs at CHFS.ky.gov