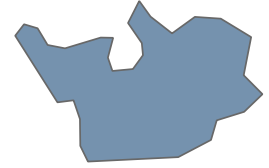


CHFS Mission: To be a diverse and inclusive organization providing programs, services, and supports that protect and promote the health and well-being of all Kentuckians and their communities.



Number of cabinet employees working in Henderson County on SFY2022: 34

Social Services

Department for Aging and Independent Living

Aging and Disability Resource Center	596 individual(s)
Guardianship - Legal authority of individuals	50 individual(s)
Hart Supported Living - Supporting those with disability	
Homecare - In-home services	11 individual(s)
IIIC - Meals provided to individuals age 60 and older	302 individual(s) 41,980 meals
IIID - Evidence-based Health Promotion Programs	6 individual(s)
KY Caregiver - Grandparents raising grandchildren	
National Family Caregiver Support Program	14 individual(s)
Personal Care Attendant Program	
State Health Insurance Assistance Program	3,365 individual(s)
Supportive Services - Individuals age 60 and older	349 individual(s)
Traumatic Brain Injury Program	1 individual(s)



Across the entire Commonwealth of Kentucky 3,729 Serve Kentucky volunteers provided 792,753 hours of volunteer service (valued at \$1,032,063) in a little over a year between August 2020 and August 2021.

AmeriCorps members served 41,112 students and provided food support services to 56,877 students. Serve Kentucky also provided housing services to 2,073 individuals.

AmeriCorps has 9 members in Henderson County.

Kentucky Transitional Assistance Program (KTAP)

Your county has received \$454,179 in KTAP issuance. This has been allocated to 150 households in the past fiscal year.

On average, SNAP serviced 5,104 people a month in Henderson County, stretching over 2,368 households. Total SNAP spending in your county in FY2022: \$13,778,759



The number of locations in Henderson County where SNAP was accepted: 48

Health Services

Time Period: April 1, 2021 - March 31, 2022

There were 279 providers who serviced Medicaid beneficiaries in Henderson County.

Medicaid Enrollment

Expansion	6,050
Foster Care	121
Presumptive Eligibility	586
Traditional	10,606
Total Beneficiaries	17,363

Total Paid for Local Beneficiaries to All Kentucky Medicaid Providers	\$101,045,132
Total Paid to Local Medicaid Providers	\$69,522,885

Medicaid - Adults and Seniors**

Time Period: April 1, 2021 - March 31, 2022

TOP 5 DIAGNOSES	Contact with and (suspected) exposure to COVID-19
	Covid-19
	Essential (primary) hypertension
	Encounter for immunization
	Encounter for general adult medical examination without abnormal findings
TOP 5 MEDICATIONS	Omeprazole
	Buprenorphine-naloxone
	Gabapentin
	Hydrocodone-acetaminophen
	Lisinopril
TOP 5 PROCEDURES	Office o/p est low 20-29 min
	Office o/p est mod 30-39 min
	Routine venipuncture
	Emergency department visit
	Complete cbc w/auto diff wbc

**Top 5 Medications are based on the number of times the code is associated with a health care record; Top 5 Diagnoses and Top 5 Procedures are based on the number of unique beneficiaries who have been diagnosed or had that procedure during the reporting period.

Funding to the Green River District Health Department:
\$6,567,032

#####

Between the start of the HIV Epidemic (1982) and June 2022, there have been 69 diagnosed cases of HIV in your county.
(NOTE: 2021 and 2022 data is considered preliminary)

Facilities in Henderson County

Adult Day Health	0
Ambulatory Surgical Center	0
Ambulatory Surgical Center - Licensed Only	0
Family Care Home	0
Freestanding or Mobile Technology	0
Home Health Agency	2
Hospice	1
Hospice - Residential	1
Hospital	1
ICF Facilities - LIC	0
Nursing Facility	2
Nursing Home	0
Personal Care Homes	0
Personal Care Homes - Freestanding	1
Private Duty Nursing	0
Psychiatric Residential Treatment Facilities	0

Children's Services

Medicaid - Children**

Time Period: April 1, 2021 - March 31, 2022

TOP 5 DIAGNOSES	Encounter for routine child health examination without abnormal findings
	Contact with and (suspected) exposure to COVID-19
	Encounter for immunization
	Encounter for routine child health examination with abnormal findings
	Covid-19
TOP 5 MEDICATIONS	Clonidine HCL
	Amoxicillin
	Dexmethylphenidate hcl
	Cetirizine HCL
	Vyvanse
TOP 5 PROCEDURES	Office o/p est low 20-29 min
	Comprehensve oral evaluation
	Immunization admin
	Topical app fluorid ex vrnsh
	Emergency department visit

**Top 5 Medications are based on the number of times the code is associated with a health care record; Top 5 Diagnoses and Top 5 Procedures are based on the number of unique beneficiaries who have been diagnosed or had that procedure during the reporting period.



FIRST STEPS
KENTUCKY'S EARLY INTERVENTION SYSTEM

183 participants


There were 306 newborn screenings (which includes a hearing screening).

Office for Children with Special Health Care Needs

Children Served	66
Provider Visits	116
Telehealth Visits	19

In Henderson County, there are 6,999 children enrolled in Medicaid.

39 participants



Kentucky's HANDS
COUNTY GOVERNMENTS • A SECURE FUTURE FOR KENTUCKY

Division of Family Resource and Youth Services Centers (FRYSC)

FRYSC in Henderson County received \$972,794 in funding, grants, community cash, and in-kind contributions with 10 full-time staff and 0 part-time staff.

As of 7/3/2022, there were 74 children in Out of Home Care, 51 of which received a per-diem, for a daily per-diem of \$4,152.

27% of children in the state's care had a goal of adoption.
72% had a goal other than adoption (e.g. reunification).

8 child(ren) adopted (YTD)

Henderson County received \$599,721 from the Child Care Assistance Program issuance supporting up to 217 providers a month.

The Division of Child Support Enforcement served on average 3,238 children a month, collecting \$5,627,259 in current and past due child support during FY 2022. They established 139 orders.

Behavioral Health

Alcohol and Other Drug Treatment Entity Facility and Behavioral Health Services Organization Facility Spending: **\$1,843,018**
 Time Period: April 1, 2021 - March 31, 2022

Kentucky All Schedule Prescription Electronic Reporting (KASPER)


According to KASPER data, 14,066 unique patients residing in your county received a pharmaceutical controlled substance. Opioid analgesics accounted for 43,178 of the 114,858 total controlled prescriptions dispensed.

Residents of your county received these prescriptions from 2,092 prescribers and 261 dispenser DEA numbers.

Syringe Services Programs	
HIV Tests	3
Naloxone Dispensed	3
Referred for Treatment	
Total Number of Visits	3

Henderson County is served by the River Valley Community Mental Health Center. River Valley received \$6,160,914 in FY 2022.

River Valley served 5,649 individuals in their region.



Henderson is located in the River Valley Community Mental Health Center region. This region received \$1,027,344 in Kentucky Opioid Response Effort (KORE) funding for FY 2022.

Public Protection

The Office of the Ombudsman and Administrative Review office had 473 constituent contacts in FY2022 in your county.

Office of Inspector General completed 25,705 background checks for children & elderly services throughout the Commonwealth of Kentucky.

The Office of the Inspector General reported 14 completed survey(s), resulting in 1 total tag(s) in Henderson County.

The purpose of this report is to provide insight into the utilization and reach of programs offered by the Cabinet for Health and Family Services within the Commonwealth of Kentucky and each individual county. All data reported are FY2022 unless otherwise noted. Blank boxes indicate that no data was available for a program. Any questions regarding the information shown here should be submitted to Kelli Rodman, Executive Director, CHFS Office of Legislative and Regulatory Affairs.

These reports have been compiled and formatted by the Office of Data Analytics