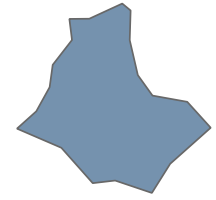


CHFS Mission: To be a diverse and inclusive organization providing programs, services, and supports that protect and promote the health and well-being of all Kentuckians and their communities.



Number of cabinet employees working in Greenup County on SFY2022: 31

Social Services

Department for Aging and Independent Living

Aging and Disability Resource Center	882 individual(s)
Guardianship - Legal authority of individuals	45 individual(s)
Hart Supported Living - Supporting those with disability	2 individual(s)
Homecare - In-home services	11 individual(s)
IIIC - Meals provided to individuals age 60 and older	139 individual(s) 14,095 meals
IIID - Evidence-based Health Promotion Programs	51 individual(s)
KY Caregiver - Grandparents raising grandchildren	
National Family Caregiver Support Program	15 individual(s)
Personal Care Attendant Program	
State Health Insurance Assistance Program	1,230 individual(s)
Supportive Services - Individuals age 60 and older	67 individual(s)
Traumatic Brain Injury Program	3 individual(s)



Across the entire Commonwealth of Kentucky 3,729 Serve Kentucky volunteers provided 792,753 hours of volunteer service (valued at \$1,032,063) in a little over a year between August 2020 and August 2021.

AmeriCorps members served 41,112 students and provided food support services to 56,877 students. Serve Kentucky also provided housing services to 2,073 individuals.

AmeriCorps has 3 members in Greenup County.

Kentucky Transitional Assistance Program (KTAP)

Your county has received \$527,766 in KTAP issuance. This has been allocated to 146 households in the past fiscal year.

On average, SNAP serviced 4,130 people a month in Greenup County, stretching over 1,870 households. Total SNAP spending in your county in FY2022: \$10,966,668



The number of locations in Greenup County where SNAP was accepted: 37

Health Services

Time Period: April 1, 2021 - March 31, 2022

There were 131 providers who serviced Medicaid beneficiaries in Greenup County.

Medicaid Enrollment

Expansion	5,160
Foster Care	106
Presumptive Eligibility	720
Traditional	8,112
Total Beneficiaries	14,098

Total Paid for Local Beneficiaries to All Kentucky Medicaid Providers	\$87,315,404
Total Paid to Local Medicaid Providers	\$35,010,688

Medicaid - Adults and Seniors**

Time Period: April 1, 2021 - March 31, 2022

TOP 5 DIAGNOSES	Contact with and (suspected) exposure to COVID-19
	Covid-19
	Essential (primary) hypertension
	Encounter for general adult medical examination without abnormal findings
TOP 5 MEDICATIONS	Myopia, bilateral
	Buprenorphine-naloxone
	Gabapentin
	Lisinopril
TOP 5 PROCEDURES	Omeprazole
	Vitamin D2
	Office o/p est low 20-29 min
	Office o/p est mod 30-39 min
	Cov-19 amp prb hgh thrupt
	Infec agen detec ampli probe
	Routine venipuncture

**Top 5 Medications are based on the number of times the code is associated with a health care record; Top 5 Diagnoses and Top 5 Procedures are based on the number of unique beneficiaries who have been diagnosed or had that procedure during the reporting period.

Funding to the Greenup County Health Department:
\$1,307,840

The Kentucky Prescription Assistance Program assisted 9 patient(s) with 68 prescriptions and the amount of money saved in prescription costs was \$127,029 in Greenup County.

Between the start of the HIV Epidemic (1982) and June 2022, there have been 26 diagnosed cases of HIV in your county.
(NOTE: 2021 and 2022 data is considered preliminary)

Facilities in Greenup County

Adult Day Health	0
Ambulatory Surgical Center	0
Ambulatory Surgical Center - Licensed Only	0
Family Care Home	0
Freestanding or Mobile Technology	0
Home Health Agency	2
Hospice	0
Hospice - Residential	0
Hospital	0
ICF Facilities - LIC	0
Nursing Facility	3
Nursing Home	1
Personal Care Homes	1
Personal Care Homes - Freestanding	2
Private Duty Nursing	1
Psychiatric Residential Treatment Facilities	0


Children's Services

Medicaid - Children**

Time Period: April 1, 2021 - March 31, 2022

TOP 5 DIAGNOSES	Encounter for routine child health examination without abnormal findings
	Contact with and (suspected) exposure to COVID-19
	Covid-19
	Encounter for routine child health examination with abnormal findings
	Acute upper respiratory infection, unspecified
TOP 5 MEDICATIONS	Cetirizine HCL
	Amoxicillin
	Brompheniramine-pseudoephed-dm
	Clonidine HCL
	Fluticasone propionate
TOP 5 PROCEDURES	Office o/p est low 20-29 min
	Cov-19 amp prb hgh thrupt
	Infec agen detec ampli probe
	Specimen collect covid-19
	Office o/p est mod 30-39 min

**Top 5 Medications are based on the number of times the code is associated with a health care record; Top 5 Diagnoses and Top 5 Procedures are based on the number of unique beneficiaries who have been diagnosed or had that procedure during the reporting period.



90 participants


Office for Children with Special Health Care Needs

Children Served	12
Provider Visits	18
Telehealth Visits	9

In Greenup County, there are 5,239 children enrolled in Medicaid.

There were 196 newborn screenings (which includes a hearing screening).

63 participants



Division of Family Resource and Youth Services Centers (FRYSC)

FRYSC in Greenup County received \$630,012 in funding, grants, community cash, and in-kind contributions with 12 full-time staff and 0 part-time staff.

As of 7/3/2022, there were 45 children in Out of Home Care, 41 of which received a per-diem, for a daily per-diem of \$3,776.

20% of children in the state's care had a goal of adoption.
80% had a goal other than adoption (e.g. reunification).

16 child(ren) adopted (YTD)

Greenup County received \$359,206 from the Child Care Assistance Program issuance supporting up to 165 providers a month.

The Division of Child Support Enforcement served on average 1,614 children a month, collecting \$2,565,634 in current and past due child support during FY 2022. They established 68 orders.

Behavioral Health

Alcohol and Other Drug Treatment Entity Facility and Behavioral Health Services Organization Facility Spending: **\$5,341,821**

Time Period: April 1, 2021 - March 31, 2022

Kentucky All Schedule Prescription Electronic Reporting (KASPER)

According to KASPER data, 9,009 unique patients residing in your county received a pharmaceutical controlled substance. Opioid analgesics accounted for 27,976 of the 65,410 total controlled prescriptions dispensed.

Residents of your county received these prescriptions from 1,767 prescribers and 268 dispenser DEA numbers.

Syringe Services Programs

HIV Tests	6
Naloxone Dispensed	441
Referred for Treatment	
Total Number of Visits	1,370

Greenup County is served by the Pathways Community Mental Health Center. Pathways received \$7,060,661 in FY 2022.

Pathways served 11,751 individuals in their region.



Greenup is located in the Pathways Community Mental Health Center region. This region received \$1,899,827 in Kentucky Opioid Response Effort (KORE) funding for FY 2022.

Public Protection

The Office of the Ombudsman and Administrative Review office had 310 constituent contacts in FY2022 in your county.

Office of Inspector General completed 25,705 background checks for children & elderly services throughout the Commonwealth of Kentucky.

The Office of the Inspector General reported 12 completed survey(s), resulting in 1 total tag(s) in Greenup County.

The purpose of this report is to provide insight into the utilization and reach of programs offered by the Cabinet for Health and Family Services within the Commonwealth of Kentucky and each individual county. All data reported are FY2022 unless otherwise noted. Blank boxes indicate that no data was available for a program. Any questions regarding the information shown here should be submitted to Kelli Rodman, Executive Director, CHFS Office of Legislative and Regulatory Affairs.

These reports have been compiled and formatted by the Office of Data Analytics