


CHFS Mission: To be a diverse and inclusive organization providing programs, services, and supports that protect and promote the health and well-being of all Kentuckians and their communities.



Number of cabinet employees working in Graves County on SFY2022: 39

Social Services

Department for Aging and Independent Living

Aging and Disability Resource Center	349 individual(s)
Guardianship - Legal authority of individuals	77 individual(s)
Hart Supported Living - Supporting those with disability	3 individual(s)
Homecare - In-home services	31 individual(s)
IIIC - Meals provided to individuals age 60 and older	392 individual(s) 36,676 meals
IIID - Evidence-based Health Promotion Programs	19 individual(s)
KY Caregiver - Grandparents raising grandchildren	
National Family Caregiver Support Program	24 individual(s)
Personal Care Attendant Program	1 individual(s)
State Health Insurance Assistance Program	789 individual(s)
Supportive Services - Individuals age 60 and older	153 individual(s)
Traumatic Brain Injury Program	4 individual(s)



Across the entire Commonwealth of Kentucky 3,729 Serve Kentucky volunteers provided 792,753 hours of volunteer service (valued at \$1,032,063) in a little over a year between August 2020 and August 2021.

AmeriCorps members served 41,112 students and provided food support services to 56,877 students. Serve Kentucky also provided housing services to 2,073 individuals.

AmeriCorps has 5 members in Graves County.

Kentucky Transitional Assistance Program (KTAP)

Your county has received \$212,078 in KTAP issuance. This has been allocated to 72 households in the past fiscal year.

On average, SNAP serviced 4,568 people a month in Graves County, stretching over 2,050 households. Total SNAP spending in your county in FY2022: \$12,393,565



The number of locations in Graves County where SNAP was accepted: 45

Health Services

Time Period: April 1, 2021 - March 31, 2022

Medicaid Enrollment

There were 157 providers who serviced Medicaid beneficiaries in Graves County.

Expansion	5,223
Foster Care	127
Presumptive Eligibility	997
Traditional	9,488
Total Beneficiaries	15,835

Total Paid for Local Beneficiaries to All Kentucky Medicaid Providers	\$91,176,493
Total Paid to Local Medicaid Providers	\$81,547,232

Medicaid - Adults and Seniors**

Time Period: April 1, 2021 - March 31, 2022

TOP 5 DIAGNOSES	Contact with and (suspected) exposure to COVID-19
	Essential (primary) hypertension
	Covid-19
	Myopia, bilateral
	Encounter for immunization
TOP 5 MEDICATIONS	Omeprazole
	Lisinopril
	Gabapentin
	Atorvastatin calcium
	Buspirone HCL
TOP 5 PROCEDURES	Office o/p est low 20-29 min
	Office o/p est mod 30-39 min
	Emergency department visit
	Routine venipuncture
	Complete cbc w/auto diff wbc

**Top 5 Medications are based on the number of times the code is associated with a health care record; Top 5 Diagnoses and Top 5 Procedures are based on the number of unique beneficiaries who have been diagnosed or had that procedure during the reporting period.

Funding to the Graves County Health Department:
\$2,057,157

The Kentucky Prescription Assistance Program assisted 42 patient(s) with 392 prescriptions and the amount of money saved in prescription costs was \$973,208 in Graves County.

Between the start of the HIV Epidemic (1982) and June 2022, there have been 61 diagnosed cases of HIV in your county.
(NOTE: 2021 and 2022 data is considered preliminary)

Facilities in Graves County

Adult Day Health	1
Ambulatory Surgical Center	0
Ambulatory Surgical Center - Licensed Only	0
Family Care Home	0
Freestanding or Mobile Technology	0
Home Health Agency	2
Hospice	0
Hospice - Residential	0
Hospital	1
ICF Facilities - LIC	0
Nursing Facility	3
Nursing Home	0
Personal Care Homes	0
Personal Care Homes - Freestanding	1
Private Duty Nursing	0
Psychiatric Residential Treatment Facilities	0


Children's Services

Medicaid - Children**

Time Period: April 1, 2021 - March 31, 2022

TOP 5 DIAGNOSES	Encounter for routine child health examination without abnormal findings
	Contact with and (suspected) exposure to COVID-19
	Hypermetropia, bilateral
	Acute upper respiratory infection, unspecified
	Myopia, bilateral
TOP 5 MEDICATIONS	Amoxicillin
	Brompheniramine-pseudoephed-dm
	Clonidine HCL
	Azithromycin
	Cetirizine HCL
TOP 5 PROCEDURES	Office o/p est low 20-29 min
	Comprehensve oral evaluation
	Dental prophylaxis child
	Emergency department visit
	Office o/p est mod 30-39 min

**Top 5 Medications are based on the number of times the code is associated with a health care record; Top 5 Diagnoses and Top 5 Procedures are based on the number of unique beneficiaries who have been diagnosed or had that procedure during the reporting period.



96 participants


Office for Children with Special Health Care Needs

Children Served	123
Provider Visits	171
Telehealth Visits	35

In Graves County, there are 6,295 children enrolled in Medicaid.

There were 442 newborn screenings (which includes a hearing screening).

82 participants



Division of Family Resource and Youth Services Centers (FRYSC)

FRYSC in Graves County received \$1,814,169 in funding, grants, community cash, and in-kind contributions with 12 full-time staff and 2 part-time staff.

As of 7/3/2022, there were 91 children in Out of Home Care, 84 of which received a per-diem, for a daily per-diem of \$7,414.

26% of children in the state's care had a goal of adoption.
73% had a goal other than adoption (e.g. reunification).

2 child(ren) adopted (YTD)

Graves County received \$1,264,779 from the Child Care Assistance Program issuance supporting up to 349 providers a month.

The Division of Child Support Enforcement served on average 1,742 children a month, collecting \$2,485,001 in current and past due child support during FY 2022. They established 68 orders.



275 E. Main St., 5th Floor
Frankfort, KY 40621
Phone: (502) 564-5497

Learn more about the Cabinet's initiatives and programs at

CHFS.ky.gov

Behavioral Health

Alcohol and Other Drug Treatment Entity Facility and Behavioral Health Services Organization Facility Spending: **\$3,562,175**

Time Period: April 1, 2021 - March 31, 2022

Kentucky All Schedule Prescription Electronic Reporting (KASPER)

According to KASPER data, 10,078 unique patients residing in your county received a pharmaceutical controlled substance. Opioid analgesics accounted for 27,672 of the 74,428 total controlled prescriptions dispensed.

Residents of your county received these prescriptions from 1,301 prescribers and 220 dispenser DEA numbers.

Syringe Services Programs

HIV Tests	9
Naloxone Dispensed	288
Referred for Treatment	581
Total Number of Visits	876

Graves County is served by the Four Rivers Community Mental Health Center. Four Rivers received \$5,880,363 in FY 2022.

Four Rivers served 9,010 individuals in their region.



Graves is located in the Four Rivers Community Mental Health Center region. This region received \$939,279 in Kentucky Opioid Response Effort (KORE) funding for FY 2022.

Public Protection

The Office of the Ombudsman and Administrative Review office had 383 constituent contacts in FY2022 in your county.

Office of Inspector General completed 25,705 background checks for children & elderly services throughout the Commonwealth of Kentucky.

The Office of the Inspector General reported 14 completed survey(s), resulting in 2 total tag(s) in Graves County.

The purpose of this report is to provide insight into the utilization and reach of programs offered by the Cabinet for Health and Family Services within the Commonwealth of Kentucky and each individual county. All data reported are FY2022 unless otherwise noted. Blank boxes indicate that no data was available for a program. Any questions regarding the information shown here should be submitted to Kelli Rodman, Executive Director, CHFS Office of Legislative and Regulatory Affairs.

These reports have been compiled and formatted by the Office of Data Analytics