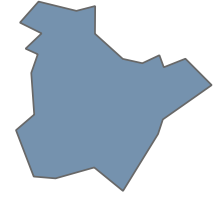


CHFS Mission: To be a diverse and inclusive organization providing programs, services, and supports that protect and promote the health and well-being of all Kentuckians and their communities.



Number of cabinet employees working in Estill County on SFY2022: 29

Social Services

Department for Aging and Independent Living

Aging and Disability Resource Center	226 individual(s)
Guardianship - Legal authority of individuals	14 individual(s)
Hart Supported Living - Supporting those with disability	
Homecare - In-home services	12 individual(s)
IIIC - Meals provided to individuals age 60 and older	116 individual(s) 13,488 meals
IIID - Evidence-based Health Promotion Programs	8 individual(s)
KY Caregiver - Grandparents raising grandchildren	
National Family Caregiver Support Program	13 individual(s)
Personal Care Attendant Program	
State Health Insurance Assistance Program	7,860 individual(s)
Supportive Services - Individuals age 60 and older	207 individual(s)
Traumatic Brain Injury Program	3 individual(s)



Across the entire Commonwealth of Kentucky 3,729 Serve Kentucky volunteers provided 792,753 hours of volunteer service (valued at \$1,032,063) in a little over a year between August 2020 and August 2021.

AmeriCorps members served 41,112 students and provided food support services to 56,877 students. Serve Kentucky also provided housing services to 2,073 individuals.

AmeriCorps has 4 members in Estill County.

Kentucky Transitional Assistance Program (KTAP)

Your county has received \$275,860 in KTAP issuance. This has been allocated to 85 households in the past fiscal year.

On average, SNAP serviced 2,828 people a month in Estill County, stretching over 1,480 households. Total SNAP spending in your county in FY2022: \$7,707,447



The number of locations in Estill County where SNAP was accepted: 19

Health Services

Time Period: April 1, 2021 - March 31, 2022

Medicaid Enrollment

There were 64 providers who serviced Medicaid beneficiaries in Estill County.

Expansion	2,647
Foster Care	30
Presumptive Eligibility	868
Traditional	4,529
Total Beneficiaries	8,074

Total Paid for Local Beneficiaries to All Kentucky Medicaid Providers	\$50,808,452
Total Paid to Local Medicaid Providers	\$21,359,889

Medicaid - Adults and Seniors**

Time Period: April 1, 2021 - March 31, 2022

TOP 5 DIAGNOSES	Essential (primary) hypertension
	Opioid dependence, uncomplicated
	Covid-19
	Myopia, bilateral
	Contact with and (suspected) exposure to COVID-19
TOP 5 MEDICATIONS	Buprenorphine-naloxone
	Gabapentin
	Omeprazole
	Lisinopril
	Proair hfa
TOP 5 PROCEDURES	Office o/p est low 20-29 min
	Comprehensive metabolic panel
	Emergency department visit
	Routine venipuncture
	Complete cbc w/auto diff wbc

**Top 5 Medications are based on the number of times the code is associated with a health care record; Top 5 Diagnoses and Top 5 Procedures are based on the number of unique beneficiaries who have been diagnosed or had that procedure during the reporting period.

Funding to the Estill County Health Department:
\$671,196

The Kentucky Prescription Assistance Program assisted 16 patient(s) with 35 prescriptions and the amount of money saved in prescription costs was \$129,487 in Estill County.

Between the start of the HIV Epidemic (1982) and June 2022, there have been 12 diagnosed cases of HIV in your county.
(NOTE: 2021 and 2022 data is considered preliminary)

Facilities in Estill County

Adult Day Health	1
Ambulatory Surgical Center	0
Ambulatory Surgical Center - Licensed Only	0
Family Care Home	0
Freestanding or Mobile Technology	0
Home Health Agency	0
Hospice	0
Hospice - Residential	0
Hospital	1
ICF Facilities - LIC	0
Nursing Facility	1
Nursing Home	0
Personal Care Homes	1
Personal Care Homes - Freestanding	0
Private Duty Nursing	0
Psychiatric Residential Treatment Facilities	0

Children's Services

Medicaid - Children**

Time Period: April 1, 2021 - March 31, 2022

TOP 5 DIAGNOSES	Acute upper respiratory infection, unspecified
	Encounter for routine child health examination without abnormal findings
	Acute pharyngitis, unspecified
	Contact with and (suspected) exposure to COVID-19
	Encounter for routine child health examination with abnormal findings
TOP 5 MEDICATIONS	Cetirizine HCL
	Amoxicillin
	Montelukast sodium
	Brompheniramine-pseudoephed-dm
	Fluticasone propionate
TOP 5 PROCEDURES	Office o/p est low 20-29 min
	Strep A assay with optic
	Emergency department visit
	Comprehensve oral evaluation
	Dental prophylaxis child

**Top 5 Medications are based on the number of times the code is associated with a health care record; Top 5 Diagnoses and Top 5 Procedures are based on the number of unique beneficiaries who have been diagnosed or had that procedure during the reporting period.



20 participants


Office for Children with Special Health Care Needs

Children Served	8
Provider Visits	12

In Estill County, there are 2,473 children enrolled in Medicaid.

There were 118 newborn screenings (which includes a hearing screening).

31 participants



Division of Family Resource and Youth Services Centers (FRYSC)

FRYSC in Estill County received \$390,923 in funding, grants, community cash, and in-kind contributions with 5 full-time staff and 0 part-time staff.

As of 7/3/2022, there were 54 children in Out of Home Care, 42 of which received a per-diem, for a daily per-diem of \$2,483.

40% of children in the state's care had a goal of adoption.
59% had a goal other than adoption (e.g. reunification).

2 child(ren) adopted (YTD)

Estill County received \$269,583 from the Child Care Assistance Program issuance supporting up to 75 providers a month.

The Division of Child Support Enforcement served on average 657 children a month, collecting \$909,719 in current and past due child support during FY 2022. They established 18 orders.

Behavioral Health

Alcohol and Other Drug Treatment Entity Facility and Behavioral Health Services Organization Facility Spending:
\$0
 Time Period: April 1, 2021 - March 31, 2022

Kentucky All Schedule Prescription Electronic Reporting (KASPER)

According to KASPER data, 4,898 unique patients residing in your county received a pharmaceutical controlled substance. Opioid analgesics accounted for 24,508 of the 48,663 total controlled prescriptions dispensed.

Residents of your county received these prescriptions from 1,367 prescribers and 227 dispenser DEA numbers.

Syringe Services Programs

HIV Tests


Naloxone Dispensed

Referred for Treatment

Total Number of Visits	1
------------------------	---

Estill County is served by the New Vista Community Mental Health Center. New Vista received \$14,360,497 in FY 2022.

New Vista served 12,926 individuals in their region.



Estill is located in the New Vista Community Mental Health Center region. This region received \$7,303,465 in Kentucky Opioid Response Effort (KORE) funding for FY 2022.

Public Protection

The Office of the Ombudsman and Administrative Review office had 282 constituent contacts in FY2022 in your county.

Office of Inspector General completed 25,705 background checks for children & elderly services throughout the Commonwealth of Kentucky.

The Office of the Inspector General reported 2 completed survey(s), resulting in 0 total tag(s) in Estill County.

The purpose of this report is to provide insight into the utilization and reach of programs offered by the Cabinet for Health and Family Services within the Commonwealth of Kentucky and each individual county. All data reported are FY2022 unless otherwise noted. Blank boxes indicate that no data was available for a program. Any questions regarding the information shown here should be submitted to Kelli Rodman, Executive Director, CHFS Office of Legislative and Regulatory Affairs.

These reports have been compiled and formatted by the Office of Data Analytics