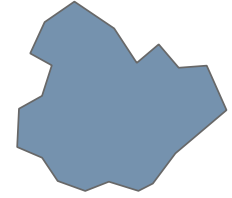


Mission of the Cabinet for Health and Family Services: To be a diverse and inclusive organization providing programs, services, and supports that protect and promote the health and well-being of all Kentuckians and their communities.



Number of Cabinet employees working in Elliott County on June 30, 2024: 18

Social Services

Department for Aging and Independent Living

Aging and Disability Resource Center	182 individual(s)
Guardianship - Legal authority of individuals	5 individual(s)
Hart-Supported Living - Supporting those with disability	1 individual(s)
Homecare - In-home services	9 individual(s)
KY Caregiver - Grandparents raising grandchildren	5 individual(s)
National Family Caregiver Support Program	2 individual(s)
Personal Care Attendant Program	
Supportive Services - Individuals ages 60 and older	23 individual(s)
Title III-C - Meals provided to individuals ages 60 and older	52 individual(s) 9,456 meals
Traumatic Brain Injury Program	1 individual(s)



Serve Kentucky manages AmeriCorps programs across the entire Commonwealth of Kentucky. 696 AmeriCorps members served 670,641 hours and earned \$2,562,242 in education awards. AmeriCorps members recruited 4,213 volunteers who provided 155,955 hours of volunteer service (valued at \$4,959,369). AmeriCorps members served 74,078 students and provided food support services to 3,344 students. Serve Kentucky also provided housing services to 465 individuals and collected 153,345 pounds of food for individuals facing food insecurity.

AmeriCorps has 1 members in Elliott County.

Kentucky Transitional Assistance Program (KTAP)

Your county received \$228,097 in KTAP issuance. This has been allocated to 56 households in the past fiscal year.

On average, SNAP supported 1,417 people a month in Elliott County, stretching over 631 households. Total SNAP spending in your county in fiscal year 2024: \$2,756,935



The number of locations in Elliott County where SNAP was accepted: 8

Health Services

Medicaid Enrollment

(members can be enrolled at any time & for any length during the fiscal year)

There were 23 providers who served Medicaid beneficiaries in Elliott County.

Traditional	2,097
Expansion	1,211
Foster Care	15
Presumptive Eligibility	18
Total Beneficiaries	3,341

Paid for Local Beneficiaries to All Kentucky Medicaid Providers	\$8,961,988
Paid to Local Medicaid Providers	\$26,142,385

Medicaid - Top 5

Top 5 are based on the number of unique Medicaid members associated with the diagnoses/medications/procedures during the fiscal year. (Fee For Service population was not included due to programmatic differences)

Adults and Seniors

TOP 5 MEDICATIONS	Ibuprofen
	Prednisone
	Ventolin Hfa
	Fluticasone Propionate
	Lisinopril
TOP 5 DIAGNOSIS	Essential (Primary) Hypertension (I10)
	Encounter For General Adult Medical Examination Without Abnormal Findings (Z..
	Myopia, Bilateral (H5213)
	Acute Upper Respiratory Infection, Unspecified (J069)
	Opioid Dependence, Uncomplicated (F1120)
TOP 5 PROCEDURES	Office Outpatient Est Low 20 Min (99213)
	Office Outpatient Est Mod 30 Min (99214)
	Complete Cbc W/Auto Diff Wbc (85025)
	Comprehensive Metabolic Panel (80053)
	Routine Venipuncture (36415)

Children

In Elliott County there are 1,195 children enrolled in Medicaid.

TOP 5 MEDICATIONS	Amoxicillin
	Brompheniramine-Pseudoephed-Dm
	Ibuprofen
	Cetirizine HCL
	Ondansetron ODT
TOP 5 DIAGNOSES	Encounter For Routine Child Health Examination Without Abnormal Findings (Z00129)
	Acute Upper Respiratory Infection, Unspecified (J069)
	Streptococcal Pharyngitis (J020)
	Myopia, Bilateral (H5213)
	Hypermetropia, Bilateral (H5203)
TOP 5 PROCEDURES	Office Outpatient Est Low 20 Min (99213)
	Office Outpatient Est Mod 30 Min (99214)
	Strep A Assay W/Optic (87880)
	Sars-Cov-2 Covid19 W/Optic (87811)
	Topical Fluoride Varnish (D1206)

Medicaid numbers included in this report are considered preliminary and subject to change as updated data becomes available.

Health Services

Funding to Gateway District Health Department:
\$5,034,696

During fiscal year 2024, in Elliott county there were 4 people enrolled in Quit Now Kentucky (no-cost tobacco quitline), QUIT Now Kentucky provided 3,947 coaching sessions across the Commonwealth.



Your county has 186 participants who received benefits totaling \$187,929.

There are 2 WIC-approved grocers in Elliott County.

Between the start of the HIV Epidemic (1982) and June 2024, there were 6 diagnosed cases of HIV in your county.
(NOTE: 2023 and 2024 data is considered preliminary)

Facilities in Elliott County

Adult Day Health	0
Ambulatory Surgical Center	0
Family Care Home	0
Freestanding or Mobile Technology	0
Home Health Agency	0
Hospice	0
Hospital	0
Intermediate Care Facility - LIC	0
Nursing Facility	0
Nursing Home	1
Personal Care Home	0
Private Duty Nursing	0
Psychiatric Residential Treatment Facility	0

Free Cancer Screenings

Provided by the Kentucky Breast and Cervical Cancer Screening Program

Breast Screenings	5
Cervical Screenings	2

Kentucky Prescription Assistance Program (KPAP)

KPAP helped 16 patients in Elliott with 44 prescriptions to save a total of \$96,710 in prescription costs.

Office for Children with Special Health Care Needs Clinics

Children Served	10
Provider Visits	22
Telehealth Visits	2

There were 43 newborn hearing screenings.

6 participants



16 participants



Division of Family Resource and Youth Services Centers (FRYSC)

Elliott County received \$135,911 in funding for 1 school district(s). The total student enrollment for schools served by FRYSC was 891, and 72% of these students were eligible for free or reduced school lunch. Donations and volunteer time totaled \$16,899. Additional grants totaled \$0.

Elliott County received \$56,190 from the Child Care Assistance Program issuance, supporting up to 19 providers a year.

The Division of Child Support Enforcement served 371 children, collecting \$492,307 in current and past due child support, during fiscal year 2024. The agency established 374 orders.

There were 16 children cared for by foster families, 12 of whom received a combined per-diem totaling \$1,550.

12% of children in foster care had a goal of adoption.
87% had a goal other than adoption (e.g. reunification).

0 child(ren) adopted




275 E. Main St., 5th Floor
Frankfort, KY 40621
Phone: (502) 564-5497

Learn more about the Cabinet's initiatives and programs at

CHFS.ky.gov

Behavioral Health Services



Kentucky All Schedule Prescription Electronic Reporting (KASPER)

According to KASPER data, 1,685 unique patients residing in your county received a pharmaceutical controlled substance. Opioid analgesics accounted for 7,215 of the 14,507 total controlled prescriptions dispensed.


Residents of your county received these prescriptions from 744 prescribers and 123 dispenser DEA numbers.

Syringe Services Programs
Gateway District Health Department

HIV Tests	131
Naloxone Dispensed	2,153
Referred for Treatment	13
Total Number of Visits	1,623
Unique Patients	462

Elliott County is served by the Pathways Community Mental Health Center. Pathways received \$7,882,552 in fiscal year 2024.

Pathways served 13,273 individuals in their region in fiscal year 2024.



Elliott is located in the Pathways region. This region received \$2,007,623 in Kentucky Overdose Response Effort (KORE) funding for fiscal year 2024.

Public Protection Services

The Office of the Ombudsman responded to 58 constituent contacts in fiscal year 2024 in your county.

The Office of Inspector General completed 63 background checks for children & elderly services in Elliott county fiscal year 2024.

The purpose of this report is to provide insight into the utilization and reach of programs offered by the Cabinet for Health and Family Services within the Commonwealth of Kentucky and each individual county. All data reported are fiscal year 2023 unless otherwise noted. Blank boxes indicate that no data was available for a program. Any questions regarding the information shown here should be submitted to Josh Hardesty, Executive Director, CHFS Office of Legislative and Regulatory Affairs.

These reports have been compiled and formatted by the Office of Data Analytics.



275 E. Main St., 5th Floor
Frankfort, KY 40621
Phone: (502) 564-5497

Learn more about the Cabinet's initiatives and programs at
[CHFS.ky.gov](https://www.chfs.ky.gov)