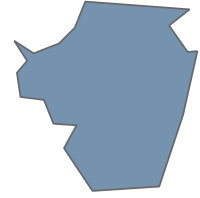


CHFS Mission: To be a diverse and inclusive organization providing programs, services, and supports that protect and promote the health and well-being of all Kentuckians and their communities.



Number of cabinet employees working in Cumberland County on SFY2022: 17

Social Services

Department for Aging and Independent Living

Aging and Disability Resource Center	110 individual(s)
Guardianship - Legal authority of individuals	3 individual(s)
Hart Supported Living - Supporting those with disability	
Homecare - In-home services	3 individual(s)
IIIC - Meals provided to individuals age 60 and older	95 individual(s) 10,557 meals
IIID - Evidence-based Health Promotion Programs	35 individual(s)
KY Caregiver - Grandparents raising grandchildren	
National Family Caregiver Support Program	4 individual(s)
Personal Care Attendant Program	
State Health Insurance Assistance Program	363 individual(s)
Supportive Services - Individuals age 60 and older	72 individual(s)
Traumatic Brain Injury Program	2 individual(s)



Across the entire Commonwealth of Kentucky 3,729 Serve Kentucky volunteers provided 792,753 hours of volunteer service (valued at \$1,032,063) in a little over a year between August 2020 and August 2021.

AmeriCorps members served 41,112 students and provided food support services to 56,877 students. Serve Kentucky also provided housing services to 2,073 individuals.

Kentucky Transitional Assistance Program (KTAP)

Your county has received \$55,299 in KTAP issuance. This has been allocated to 28 households in the past fiscal year.

On average, SNAP serviced 1,333 people a month in Cumberland County, stretching over 646 households. Total SNAP spending in your county in FY2022: \$3,480,244



The number of locations in Cumberland County where SNAP was accepted: 15

Health Services

Time Period: April 1, 2021 - March 31, 2022

There were 37 providers who serviced Medicaid beneficiaries in Cumberland County.

Medicaid Enrollment

Expansion	1,203
Foster Care	27
Presumptive Eligibility	659
Traditional	2,164
Total Beneficiaries	4,053

Total Paid for Local Beneficiaries to All Kentucky Medicaid Providers	\$24,666,468
Total Paid to Local Medicaid Providers	\$40,446,124

Medicaid - Adults and Seniors**

Time Period: April 1, 2021 - March 31, 2022

TOP 5 DIAGNOSES	Essential (primary) hypertension
	Covid-19
	Contact with and (suspected) exposure to COVID-19
	Encounter for screening for covid-19
	Encounter for immunization
TOP 5 MEDICATIONS	Buprenorphine-naloxone
	Lisinopril
	Levothyroxine sodium
	Gabapentin
	Atorvastatin calcium
TOP 5 PROCEDURES	Office o/p est low 20-29 min
	Complete cbc w/auto diff wbc
	Routine venipuncture
	Comprehensive metabolic panel
	Office o/p est mod 30-39 min

**Top 5 Medications are based on the number of times the code is associated with a health care record; Top 5 Diagnoses and Top 5 Procedures are based on the number of unique beneficiaries who have been diagnosed or had that procedure during the reporting period.

Funding to the Lake Cumberland District Health Department:
\$8,511,987

The Kentucky Prescription Assistance Program assisted 1 patient(s) with 2 prescriptions and the amount of money saved in prescription costs was \$8,424 in Cumberland County.

Between the start of the HIV Epidemic (1982) and June 2022, there have been ≤ 4 diagnosed cases of HIV in your county.
(NOTE: 2021 and 2022 data is considered preliminary)

Facilities in Cumberland County

Adult Day Health	1
Ambulatory Surgical Center	0
Ambulatory Surgical Center - Licensed Only	0
Family Care Home	0
Freestanding or Mobile Technology	0
Home Health Agency	0
Hospice	0
Hospice - Residential	0
Hospital	1
ICF Facilities - LIC	0
Nursing Facility	1
Nursing Home	0
Personal Care Homes	0
Personal Care Homes - Freestanding	0
Private Duty Nursing	0
Psychiatric Residential Treatment Facilities	0

Children's Services

Medicaid - Children**

Time Period: April 1, 2021 - March 31, 2022

TOP 5 DIAGNOSES	Encounter for routine child health examination without abnormal findings
	Encounter for screening for covid-19
	Contact with and (suspected) exposure to COVID-19
	Encounter for immunization
	Covid-19
TOP 5 MEDICATIONS	Cetirizine HCL
	Amoxicillin
	Montelukast sodium
	Azithromycin
	Loratadine
TOP 5 PROCEDURES	Office o/p est low 20-29 min
	Clinic service
	Emergency department visit
	Off/op est may x req phy/qhp
	Dental prophylaxis child

**Top 5 Medications are based on the number of times the code is associated with a health care record; Top 5 Diagnoses and Top 5 Procedures are based on the number of unique beneficiaries who have been diagnosed or had that procedure during the reporting period.



7 participants


Office for Children with Special Health Care Needs

Children Served	10
Provider Visits	14
Telehealth Visits	2

In Cumberland County, there are 1,333 children enrolled in Medicaid.

There were 61 newborn screenings (which includes a hearing screening).

26 participants



Division of Family Resource and Youth Services Centers (FRYSC)

FRYSC in Cumberland County received \$211,959 in funding, grants, community cash, and in-kind contributions with 2 full-time staff and 1 part-time staff.

As of 7/3/2022, there were 36 children in Out of Home Care, 26 of which received a per-diem, for a daily per-diem of \$1,479.

11% of children in the state's care had a goal of adoption.
88% had a goal other than adoption (e.g. reunification).

4 child(ren) adopted (YTD)

Cumberland County received \$101,746 from the Child Care Assistance Program issuance supporting up to 45 providers a month.

The Division of Child Support Enforcement served on average 441 children a month, collecting \$445,959 in current and past due child support during FY 2022. They established 23 orders.

Behavioral Health

Alcohol and Other Drug Treatment Entity Facility and Behavioral Health Services Organization Facility Spending: \$0

Time Period: April 1, 2021 - March 31, 2022

Syringe Services Programs


Kentucky All Schedule Prescription Electronic Reporting (KASPER)

According to KASPER data, 1,898 unique patients residing in your county received a pharmaceutical controlled substance. Opioid analgesics accounted for 8,792 of the 17,889 total controlled prescriptions dispensed.

Residents of your county received these prescriptions from 686 prescribers and 116 dispenser DEA numbers.

Cumberland County is served by the Adanta Community Mental Health Center. Adanta received \$5,615,078 in FY 2022.

Adanta served 7,775 individuals in their region.



Cumberland is located in the Adanta Community Mental Health Center region. This region received \$1,375,293 in Kentucky Opioid Response Effort (KORE) funding for FY 2022.

Public Protection

The Office of the Ombudsman and Administrative Review office had 152 constituent contacts in FY2022 in your county.

Office of Inspector General completed 25,705 background checks for children & elderly services throughout the Commonwealth of Kentucky.

The Office of the Inspector General reported 7 completed survey(s), resulting in 0 total tag(s) in Cumberland County.

The purpose of this report is to provide insight into the utilization and reach of programs offered by the Cabinet for Health and Family Services within the Commonwealth of Kentucky and each individual county. All data reported are FY2022 unless otherwise noted. Blank boxes indicate that no data was available for a program. Any questions regarding the information shown here should be submitted to Kelli Rodman, Executive Director, CHFS Office of Legislative and Regulatory Affairs.

These reports have been compiled and formatted by the Office of Data Analytics