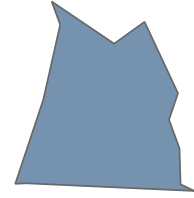


CHFS Mission: To be a diverse and inclusive organization providing programs, services, and supports that protect and promote the health and well-being of all Kentuckians and their communities.



Number of cabinet employees working in Clinton County on SFY2022: 14

Social Services

Department for Aging and Independent Living

Aging and Disability Resource Center	189 individual(s)
Guardianship - Legal authority of individuals	3 individual(s)
Hart Supported Living - Supporting those with disability	
Homecare - In-home services	10 individual(s)
IIIC - Meals provided to individuals age 60 and older	108 individual(s) 15,456 meals
IIID - Evidence-based Health Promotion Programs	14 individual(s)
KY Caregiver - Grandparents raising grandchildren	5 individual(s)
National Family Caregiver Support Program	7 individual(s)
Personal Care Attendant Program	
State Health Insurance Assistance Program	363 individual(s)
Supportive Services - Individuals age 60 and older	93 individual(s)
Traumatic Brain Injury Program	5 individual(s)



Across the entire Commonwealth of Kentucky 3,729 Serve Kentucky volunteers provided 792,753 hours of volunteer service (valued at \$1,032,063) in a little over a year between August 2020 and August 2021.

AmeriCorps members served 41,112 students and provided food support services to 56,877 students. Serve Kentucky also provided housing services to 2,073 individuals.

Kentucky Transitional Assistance Program (KTAP)

Your county has received \$196,647 in KTAP issuance. This has been allocated to 64 households in the past fiscal year.

On average, SNAP serviced 2,257 people a month in Clinton County, stretching over 1,032 households. Total SNAP spending in your county in FY2022: \$5,876,961



The number of locations in Clinton County where SNAP was accepted: 13

Health Services

Time Period: April 1, 2021 - March 31, 2022

There were 48 providers who serviced Medicaid beneficiaries in Clinton County.

Medicaid Enrollment

Expansion	1,913
Foster Care	63
Presumptive Eligibility	802
Traditional	3,529
Total Beneficiaries	6,307

Total Paid for Local Beneficiaries to All Kentucky Medicaid Providers	\$33,036,082
Total Paid to Local Medicaid Providers	\$14,274,058

Medicaid - Adults and Seniors**

Time Period: April 1, 2021 - March 31, 2022

TOP 5 DIAGNOSES	Essential (primary) hypertension
	Covid-19
	Contact with and (suspected) exposure to COVID-19
	Myopia, bilateral
	Other fatigue
TOP 5 MEDICATIONS	Buprenorphine-naloxone
	Lisinopril
	Pantoprazole sodium
	Atorvastatin calcium
	Cetirizine HCL
TOP 5 PROCEDURES	Office o/p est low 20-29 min
	Complete cbc w/auto diff wbc
	Office o/p est sf 10-19 min
	Comprehensive metabolic panel
	Emergency department visit

**Top 5 Medications are based on the number of times the code is associated with a health care record; Top 5 Diagnoses and Top 5 Procedures are based on the number of unique beneficiaries who have been diagnosed or had that procedure during the reporting period.

Funding to the Lake Cumberland District Health Department:
\$8,511,987

The Kentucky Prescription Assistance Program assisted 0 patient(s) with 0 prescriptions and the amount of money saved in prescription costs was \$0 in Clinton County.

Between the start of the HIV Epidemic (1982) and June 2022, there have been 14 diagnosed cases of HIV in your county.
(NOTE: 2021 and 2022 data is considered preliminary)

Facilities in Clinton County

Adult Day Health	1
Ambulatory Surgical Center	0
Ambulatory Surgical Center - Licensed Only	0
Family Care Home	0
Freestanding or Mobile Technology	0
Home Health Agency	0
Hospice	0
Hospice - Residential	0
Hospital	1
ICF Facilities - LIC	0
Nursing Facility	1
Nursing Home	0
Personal Care Homes	0
Personal Care Homes - Freestanding	0
Private Duty Nursing	0
Psychiatric Residential Treatment Facilities	0

Children's Services

Medicaid - Children**

Time Period: April 1, 2021 - March 31, 2022

TOP 5 DIAGNOSES	Encounter for routine child health examination without abnormal findings
	Contact with and (suspected) exposure to COVID-19
	Encounter for screening for covid-19
	Encounter for immunization
	Contact with and (suspected) exposure to other viral communicable diseases
TOP 5 MEDICATIONS	Cetirizine HCL
	Amoxicillin
	Azithromycin
	Cefdinir
	Prednisolone sodium phosphate
TOP 5 PROCEDURES	Office o/p est low 20-29 min
	Office o/p est sf 10-19 min
	Clinic service
	Off/op est may x req phy/qhp
	Dental prophylaxis child

**Top 5 Medications are based on the number of times the code is associated with a health care record; Top 5 Diagnoses and Top 5 Procedures are based on the number of unique beneficiaries who have been diagnosed or had that procedure during the reporting period.



9 participants


Office for Children with Special Health Care Needs

Children Served	19
Provider Visits	22
Telehealth Visits	1

In Clinton County, there are 2,217 children enrolled in Medicaid.

There were 62 newborn screenings (which includes a hearing screening).

50 participants



Division of Family Resource and Youth Services Centers (FRYSC)

FRYSC in Clinton County received \$330,391 in funding, grants, community cash, and in-kind contributions with 5 full-time staff and 1 part-time staff.

As of 7/3/2022, there were 9 children in Out of Home Care, 3 of which received a per-diem, for a daily per-diem of \$72.

100% of children in the state's care had a goal of adoption.
0% had a goal other than adoption (e.g. reunification).

0 child(ren) adopted (YTD)

Clinton County received \$344,881 from the Child Care Assistance Program issuance supporting up to 119 providers a month.

The Division of Child Support Enforcement served on average 555 children a month, collecting \$700,038 in current and past due child support during FY 2022. They established 13 orders.

Behavioral Health

Alcohol and Other Drug Treatment Entity Facility and Behavioral Health Services Organization Facility Spending: **\$632,744**
 Time Period: April 1, 2021 - March 31, 2022

Syringe Services Programs


Kentucky All Schedule Prescription Electronic Reporting (KASPER)

According to KASPER data, 2,876 unique patients residing in your county received a pharmaceutical controlled substance. Opioid analgesics accounted for 13,072 of the 25,681 total controlled prescriptions dispensed.

Residents of your county received these prescriptions from 822 prescribers and 120 dispenser DEA numbers.

Clinton County is served by the Adanta Community Mental Health Center. Adanta received \$5,615,078 in FY 2022.

Adanta served 7,775 individuals in their region.



Clinton is located in the Adanta Community Mental Health Center region. This region received \$1,375,293 in Kentucky Opioid Response Effort (KORE) funding for FY 2022.

Public Protection

The Office of the Ombudsman and Administrative Review office had **188** constituent contacts in FY2022 in your county.

Office of Inspector General completed **25,705** background checks for children & elderly services throughout the Commonwealth of Kentucky.

The Office of the Inspector General reported **20** completed survey(s), resulting in **1** total tag(s) in Clinton County.

The purpose of this report is to provide insight into the utilization and reach of programs offered by the Cabinet for Health and Family Services within the Commonwealth of Kentucky and each individual county. All data reported are FY2022 unless otherwise noted. Blank boxes indicate that no data was available for a program. Any questions regarding the information shown here should be submitted to Kelli Rodman, Executive Director, CHFS Office of Legislative and Regulatory Affairs.

These reports have been compiled and formatted by the Office of Data Analytics