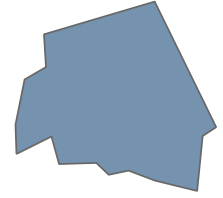


CHFS Mission: To be a diverse and inclusive organization providing programs, services, and supports that protect and promote the health and well-being of all Kentuckians and their communities.



Number of cabinet employees working in Clark County on SFY2022: 41

Social Services

Department for Aging and Independent Living

Aging and Disability Resource Center	924 individual(s)
Guardianship - Legal authority of individuals	62 individual(s)
Hart Supported Living - Supporting those with disability	
Homecare - In-home services	19 individual(s)
IIIC - Meals provided to individuals age 60 and older	105 individual(s) 14,485 meals
IIID - Evidence-based Health Promotion Programs	14 individual(s)
KY Caregiver - Grandparents raising grandchildren	
National Family Caregiver Support Program	17 individual(s)
Personal Care Attendant Program	2 individual(s)
State Health Insurance Assistance Program	7,860 individual(s)
Supportive Services - Individuals age 60 and older	136 individual(s)
Traumatic Brain Injury Program	3 individual(s)



Across the entire Commonwealth of Kentucky 3,729 Serve Kentucky volunteers provided 792,753 hours of volunteer service (valued at \$1,032,063) in a little over a year between August 2020 and August 2021.

AmeriCorps members served 41,112 students and provided food support services to 56,877 students. Serve Kentucky also provided housing services to 2,073 individuals.

AmeriCorps has 1 members in Clark County.

Kentucky Transitional Assistance Program (KTAP)

Your county has received \$455,349 in KTAP issuance. This has been allocated to 148 households in the past fiscal year.

On average, SNAP serviced 4,502 people a month in Clark County, stretching over 2,243 households. Total SNAP spending in your county in FY2022: \$12,350,729



The number of locations in Clark County where SNAP was accepted: 34

Health Services

Time Period: April 1, 2021 - March 31, 2022

There were 204 providers who serviced Medicaid beneficiaries in Clark County.

Medicaid Enrollment

Expansion	5,626
Foster Care	148
Presumptive Eligibility	961
Traditional	8,224
Total Beneficiaries	14,959

Total Paid for Local Beneficiaries to All Kentucky Medicaid Providers	\$99,215,901
Total Paid to Local Medicaid Providers	\$74,267,202

Medicaid - Adults and Seniors**

Time Period: April 1, 2021 - March 31, 2022

TOP 5 DIAGNOSES	Contact with and (suspected) exposure to COVID-19
	Essential (primary) hypertension
	Encounter for general adult medical examination without abnormal findings
	Opioid dependence, uncomplicated
	Covid-19
TOP 5 MEDICATIONS	Buprenorphine-naloxone
	Gabapentin
	Atorvastatin calcium
	Omeprazole
	Lisinopril
TOP 5 PROCEDURES	Office o/p est low 20-29 min
	Office o/p est mod 30-39 min
	Comprehensive metabolic panel
	Emergency department visit
	Complete cbc w/auto diff wbc

**Top 5 Medications are based on the number of times the code is associated with a health care record; Top 5 Diagnoses and Top 5 Procedures are based on the number of unique beneficiaries who have been diagnosed or had that procedure during the reporting period.

Funding to the Clark County Health Department:
\$1,628,638

The Kentucky Prescription Assistance Program assisted 4 patient(s) with 20 prescriptions and the amount of money saved in prescription costs was \$11,341 in Clark County.

Between the start of the HIV Epidemic (1982) and June 2022, there have been 58 diagnosed cases of HIV in your county.
(NOTE: 2021 and 2022 data is considered preliminary)

Facilities in Clark County

Adult Day Health	0
Ambulatory Surgical Center	0
Ambulatory Surgical Center - Licensed Only	0
Family Care Home	0
Freestanding or Mobile Technology	0
Home Health Agency	0
Hospice	1
Hospice - Residential	0
Hospital	1
ICF Facilities - LIC	0
Nursing Facility	2
Nursing Home	0
Personal Care Homes	0
Personal Care Homes - Freestanding	1
Private Duty Nursing	1
Psychiatric Residential Treatment Facilities	0


Children's Services

Medicaid - Children**

Time Period: April 1, 2021 - March 31, 2022

TOP 5 DIAGNOSES	Encounter for routine child health examination without abnormal findings
	Contact with and (suspected) exposure to COVID-19
	Acute upper respiratory infection, unspecified
	Covid-19
	Acute pharyngitis, unspecified
TOP 5 MEDICATIONS	Amoxicillin
	Cetirizine HCL
	Clonidine HCL
	Montelukast sodium
	Brompheniramine-pseudoephed-dm
TOP 5 PROCEDURES	Office o/p est low 20-29 min
	Comprehensve oral evaluation
	Dental prophylaxis child
	Emergency department visit
	Office o/p est mod 30-39 min

**Top 5 Medications are based on the number of times the code is associated with a health care record; Top 5 Diagnoses and Top 5 Procedures are based on the number of unique beneficiaries who have been diagnosed or had that procedure during the reporting period.



FIRST STEPS
KENTUCKY'S EARLY INTERVENTION SYSTEM

63 participants


Office for Children with Special Health Care Needs

Children Served	33
Provider Visits	35

In Clark County, there are 5,409 children enrolled in Medicaid.

There were 400 newborn screenings (which includes a hearing screening).

59 participants



Kentucky's HANDS
CLARK COUNTY HANDS & SECOND SET OF HANDS

Division of Family Resource and Youth Services Centers (FRYSC)

FRYSC in Clark County received \$816,040 in funding, grants, community cash, and in-kind contributions with 8 full-time staff and 0 part-time staff.

As of 7/3/2022, there were 130 children in Out of Home Care, 119 of which received a per-diem, for a daily per-diem of \$8,737.

30% of children in the state's care had a goal of adoption.
69% had a goal other than adoption (e.g. reunification).

5 child(ren) adopted (YTD)

Clark County received \$1,760,883 from the Child Care Assistance Program issuance supporting up to 442 providers a month.

The Division of Child Support Enforcement served on average 1,789 children a month, collecting \$3,356,594 in current and past due child support during FY 2022. They established 82 orders.

Behavioral Health

Alcohol and Other Drug Treatment Entity Facility and Behavioral Health Services Organization Facility Spending: **\$5,086,507**

Time Period: April 1, 2021 - March 31, 2022

Kentucky All Schedule Prescription Electronic Reporting (KASPER)

According to KASPER data, 11,008 unique patients residing in your county received a pharmaceutical controlled substance. Opioid analgesics accounted for 42,627 of the 93,427 total controlled prescriptions dispensed.


Residents of your county received these prescriptions from 2,528 prescribers and 397 dispenser DEA numbers.

Syringe Services Programs

HIV Tests	321
Naloxone Dispensed	
Referred for Treatment	1,304
Total Number of Visits	1,792

Clark County is served by the New Vista Community Mental Health Center. New Vista received \$14,360,497 in FY 2022.

New Vista served 12,926 individuals in their region.



Clark is located in the New Vista Community Mental Health Center region. This region received \$7,303,465 in Kentucky Opioid Response Effort (KORE) funding for FY 2022.

Public Protection

The Office of the Ombudsman and Administrative Review office had 548 constituent contacts in FY2022 in your county.

Office of Inspector General completed 25,705 background checks for children & elderly services throughout the Commonwealth of Kentucky.

The Office of the Inspector General reported 17 completed survey(s), resulting in 1 total tag(s) in Clark County.

The purpose of this report is to provide insight into the utilization and reach of programs offered by the Cabinet for Health and Family Services within the Commonwealth of Kentucky and each individual county. All data reported are FY2022 unless otherwise noted. Blank boxes indicate that no data was available for a program. Any questions regarding the information shown here should be submitted to Kelli Rodman, Executive Director, CHFS Office of Legislative and Regulatory Affairs.

These reports have been compiled and formatted by the Office of Data Analytics