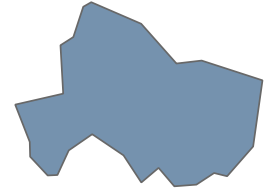


CHFS Mission: To be a diverse and inclusive organization providing programs, services, and supports that protect and promote the health and well-being of all Kentuckians and their communities.



Number of cabinet employees working in Carter County on SFY2022: 44

Social Services

Department for Aging and Independent Living

Aging and Disability Resource Center	867 individual(s)
Guardianship - Legal authority of individuals	24 individual(s)
Hart Supported Living - Supporting those with disability	1 individual(s)
Homecare - In-home services	24 individual(s)
IIIC - Meals provided to individuals age 60 and older	90 individual(s) 9,229 meals
IIID - Evidence-based Health Promotion Programs	33 individual(s)
KY Caregiver - Grandparents raising grandchildren	
National Family Caregiver Support Program	16 individual(s)
Personal Care Attendant Program	
State Health Insurance Assistance Program	1,230 individual(s)
Supportive Services - Individuals age 60 and older	58 individual(s)
Traumatic Brain Injury Program	1 individual(s)



Across the entire Commonwealth of Kentucky 3,729 Serve Kentucky volunteers provided 792,753 hours of volunteer service (valued at \$1,032,063) in a little over a year between August 2020 and August 2021.

AmeriCorps members served 41,112 students and provided food support services to 56,877 students. Serve Kentucky also provided housing services to 2,073 individuals.

AmeriCorps has 6 members in Carter County.

Kentucky Transitional Assistance Program (KTAP)

Your county has received \$496,318 in KTAP issuance. This has been allocated to 151 households in the past fiscal year.

On average, SNAP serviced 4,571 people a month in Carter County, stretching over 2,124 households. Total SNAP spending in your county in FY2022: \$12,235,095



The number of locations in Carter County where SNAP was accepted: 44

Health Services

Time Period: April 1, 2021 - March 31, 2022

There were 83 providers who serviced Medicaid beneficiaries in Carter County.

Medicaid Enrollment

Expansion	4,990
Foster Care	243
Presumptive Eligibility	1,588
Traditional	7,557
Total Beneficiaries	14,378

Total Paid for Local Beneficiaries to All Kentucky Medicaid Providers	\$83,055,954
Total Paid to Local Medicaid Providers	\$24,952,268

Medicaid - Adults and Seniors**

Time Period: April 1, 2021 - March 31, 2022

TOP 5 DIAGNOSES	Essential (primary) hypertension
	Contact with and (suspected) exposure to COVID-19
	Covid-19
	Encounter for general adult medical examination without abnormal findings
	Opioid dependence, uncomplicated
TOP 5 MEDICATIONS	Buprenorphine-naloxone
	Lisinopril
	Omeprazole
	Gabapentin
	Atorvastatin calcium
TOP 5 PROCEDURES	Office o/p est low 20-29 min
	Office o/p est mod 30-39 min
	Cov-19 amp prb hgh thrupt
	Comprehensive metabolic panel
	Infec agen detec ampli probe

**Top 5 Medications are based on the number of times the code is associated with a health care record; Top 5 Diagnoses and Top 5 Procedures are based on the number of unique beneficiaries who have been diagnosed or had that procedure during the reporting period.

Funding to the Carter County Health Department:
\$1,057,775

The Kentucky Prescription Assistance Program assisted 31 patient(s) with 202 prescriptions and the amount of money saved in prescription costs was \$222,631 in Carter County.

Between the start of the HIV Epidemic (1982) and June 2022, there have been 24 diagnosed cases of HIV in your county.
(NOTE: 2021 and 2022 data is considered preliminary)

Facilities in Carter County

Adult Day Health	0
Ambulatory Surgical Center	0
Ambulatory Surgical Center - Licensed Only	0
Family Care Home	1
Freestanding or Mobile Technology	0
Home Health Agency	0
Hospice	0
Hospice - Residential	0
Hospital	0
ICF Facilities - LIC	0
Nursing Facility	1
Nursing Home	0
Personal Care Homes	0
Personal Care Homes - Freestanding	0
Private Duty Nursing	0
Psychiatric Residential Treatment Facilities	0

Children's Services

Medicaid - Children**

Time Period: April 1, 2021 - March 31, 2022

TOP 5 DIAGNOSES	Encounter for routine child health examination without abnormal findings
	Contact with and (suspected) exposure to COVID-19
	Acute upper respiratory infection, unspecified
	Covid-19
	Encounter for routine child health examination with abnormal findings
TOP 5 MEDICATIONS	Amoxicillin
	Brompheniramine-pseudoephed-dm
	Cetirizine HCL
	Montelukast sodium
	Clonidine HCL
TOP 5 PROCEDURES	Office o/p est low 20-29 min
	Cov-19 amp prb hgh thrupt
	Infec agen detec ampli probe
	Specimen collect covid-19
	Comprehensve oral evaluation

**Top 5 Medications are based on the number of times the code is associated with a health care record; Top 5 Diagnoses and Top 5 Procedures are based on the number of unique beneficiaries who have been diagnosed or had that procedure during the reporting period.



80 participants


There were 215 newborn screenings (which includes a hearing screening).

Office for Children with Special Health Care Needs

Children Served	34
Provider Visits	58
Telehealth Visits	12

In Carter County, there are 4,894 children enrolled in Medicaid.

51 participants



Division of Family Resource and Youth Services Centers (FRYSC)

FRYSC in Carter County received \$699,605 in funding, grants, community cash, and in-kind contributions with 9 full-time staff and 5 part-time staff.

As of 7/3/2022, there were 54 children in Out of Home Care, 40 of which received a per-diem, for a daily per-diem of \$4,130.

50% of children in the state's care had a goal of adoption.
50% had a goal other than adoption (e.g. reunification).

5 child(ren) adopted (YTD)

Carter County received \$176,334 from the Child Care Assistance Program issuance supporting up to 75 providers a month.

The Division of Child Support Enforcement served on average 1,604 children a month, collecting \$2,240,988 in current and past due child support during FY 2022. They established 40 orders.

Behavioral Health

Alcohol and Other Drug Treatment Entity Facility and Behavioral Health Services Organization Facility Spending: **\$0**

Time Period: April 1, 2021 - March 31, 2022

Kentucky All Schedule Prescription Electronic Reporting (KASPER)

According to KASPER data, 6,356 unique patients residing in your county received a pharmaceutical controlled substance. Opioid analgesics accounted for 22,973 of the 47,243 total controlled prescriptions dispensed.


Residents of your county received these prescriptions from 1,554 prescribers and 234 dispenser DEA numbers.

Syringe Services Programs

HIV Tests	82
Naloxone Dispensed	1,035
Referred for Treatment	
Total Number of Visits	2,225

Carter County is served by the Pathways Community Mental Health Center. Pathways received \$7,060,661 in FY 2022.

Pathways served 11,751 individuals in their region.



Carter is located in the Pathways Community Mental Health Center region. This region received \$1,899,827 in Kentucky Opioid Response Effort (KORE) funding for FY 2022.

Public Protection

The Office of the Ombudsman and Administrative Review office had 394 constituent contacts in FY2022 in your county.

Office of Inspector General completed 25,705 background checks for children & elderly services throughout the Commonwealth of Kentucky.

The Office of the Inspector General reported 17 completed survey(s), resulting in 0 total tag(s) in Carter County.

The purpose of this report is to provide insight into the utilization and reach of programs offered by the Cabinet for Health and Family Services within the Commonwealth of Kentucky and each individual county. All data reported are FY2022 unless otherwise noted. Blank boxes indicate that no data was available for a program. Any questions regarding the information shown here should be submitted to Kelli Rodman, Executive Director, CHFS Office of Legislative and Regulatory Affairs.

These reports have been compiled and formatted by the Office of Data Analytics



275 E. Main St., 5th Floor
Frankfort, KY 40621
Phone: (502) 564-5497

Learn more about the Cabinet's initiatives and programs at CHFS.ky.gov