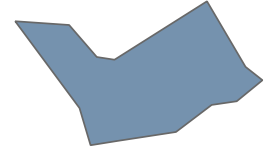


Mission of the Cabinet for Health and Family Services: To be a diverse and inclusive organization providing programs, services, and supports that protect and promote the health and well-being of all Kentuckians and their communities.



Number of Cabinet employees working in Carroll County on June 30, 2024: 11

Social Services

Department for Aging and Independent Living

Aging and Disability Resource Center	158 individual(s)
Guardianship - Legal authority of individuals	51 individual(s)
Hart-Supported Living - Supporting those with disability	
Homecare - In-home services	13 individual(s)
KY Caregiver - Grandparents raising grandchildren	7 individual(s)
National Family Caregiver Support Program	1 individual(s)
Personal Care Attendant Program	
Supportive Services - Individuals ages 60 and older	69 individual(s)
Title III-C - Meals provided to individuals ages 60 and older	71 individual(s) 7,940 meals
Traumatic Brain Injury Program	1 individual(s)



Serve Kentucky manages AmeriCorps programs across the entire Commonwealth of Kentucky. 696 AmeriCorps members served 670,641 hours and earned \$2,562,242 in education awards. AmeriCorps members recruited 4,213 volunteers who provided 155,955 hours of volunteer service (valued at \$4,959,369). AmeriCorps members served 74,078 students and provided food support services to 3,344 students. Serve Kentucky also provided housing services to 465 individuals and collected 153,345 pounds of food for individuals facing food insecurity.

AmeriCorps has 1 members in Carroll County.

Kentucky Transitional Assistance Program (KTAP)

Your county received \$180,096 in KTAP issuance. This has been allocated to 50 households in the past fiscal year.

On average, SNAP supported 1,505 people a month in Carroll County, stretching over 637 households. Total SNAP spending in your county in fiscal year 2024: \$3,134,674



The number of locations in Carroll County where SNAP was accepted: 20

Health Services

Medicaid Enrollment

(members can be enrolled at any time & for any length during the fiscal year)

There were 50 providers who served Medicaid beneficiaries in Carroll County.

Traditional	3,285
Expansion	1,826
Foster Care	50
Presumptive Eligibility	35
Total Beneficiaries	5,196

Paid for Local Beneficiaries to All Kentucky Medicaid Providers	\$16,391,879
Paid to Local Medicaid Providers	\$34,615,683

Medicaid - Top 5

Top 5 are based on the number of unique Medicaid members associated with the diagnoses/medications/procedures during the fiscal year. (Fee For Service population was not included due to programmatic differences)

Adults and Seniors

TOP 5 MEDICATIONS	Ventolin Hfa
	Methylprednisolone
	Amoxicillin-Clavulanate Potass
	Ibuprofen
	Atorvastatin Calcium
TOP 5 DIAGNOSIS	Essential (Primary) Hypertension (I10)
	Encounter For General Adult Medical Examination Without Abnormal Findings (Z..
	Chest Pain, Unspecified (R079)
	Acute Upper Respiratory Infection, Unspecified (J069)
	Myopia, Bilateral (H5213)
TOP 5 PROCEDURES	Office Outpatient Est Low 20 Min (99213)
	Office Outpatient Est Mod 30 Min (99214)
	Routine Venipuncture (36415)
	Comprehensive Metabolic Panel (80053)
	Complete Cbc W/Auto Diff Wbc (85025)

Children

In Carroll County there are 2,219 children enrolled in Medicaid.

TOP 5 MEDICATIONS	Amoxicillin
	Cefdinir
	Amoxicillin-Clavulanate Potass
	Brompheniramine-Pseudoephed-Dm
	Cetirizine HCL
TOP 5 DIAGNOSES	Encounter For Routine Child Health Examination Without Abnormal Findings (Z00129)
	Encounter For Immunization (Z23)
	Pain In Throat (R070)
	Acute Pharyngitis, Unspecified (J029)
	Acute Cough (R051)
TOP 5 PROCEDURES	Office Outpatient Est Low 20 Min (99213)
	Strep A Assay W/Optic (87880)
	Dental Prophylaxis Child (D1120)
	Periodic Oral Evaluation (D0120)
	Topical Fluoride Varnish (D1206)

Medicaid numbers included in this report are considered preliminary and subject to change as updated data becomes available.



275 E. Main St., 5th Floor
Frankfort, KY 40621
Phone: (502) 564-5497

Learn more about the Cabinet's initiatives and programs at

CHFS.ky.gov

Health Services

Funding to Three Rivers District Health Department:
\$3,767,301

During fiscal year 2024, in Carroll county there were 14 people enrolled in Quit Now Kentucky (no-cost tobacco quitline), QUIT Now Kentucky provided 3,947 coaching sessions across the Commonwealth.



Your county has 410 participants who received benefits totaling \$370,200.

There are 2 WIC-approved grocers in Carroll County.

Between the start of the HIV Epidemic (1982) and June 2024, there were 18 diagnosed cases of HIV in your county.
(NOTE: 2023 and 2024 data is considered preliminary)

Facilities in Carroll County

Adult Day Health	0
Ambulatory Surgical Center	0
Family Care Home	0
Freestanding or Mobile Technology	0
Home Health Agency	0
Hospice	0
Hospital	1
Intermediate Care Facility - LIC	0
Nursing Facility	0
Nursing Home	1
Personal Care Home	2
Private Duty Nursing	0
Psychiatric Residential Treatment Facility	0

Free Cancer Screenings

Provided by the Kentucky Breast and Cervical Cancer Screening Program

Breast Screenings	14
Cervical Screenings	15

Kentucky Prescription Assistance Program (KPAP)

KPAP helped 7 patients in Carroll with 17 prescriptions to save a total of \$16,826 in prescription costs.

Office for Children with Special Health Care Needs Clinics

Children Served	8
Provider Visits	17
Telehealth Visits	0

There were 119 newborn hearing screenings.

33 participants



35 participants



Division of Family Resource and Youth Services Centers (FRYSC)

Carroll County received \$190,827 in funding for 1 school district(s). The total student enrollment for schools served by FRYSC was 1,907, and 57% of these students were eligible for free or reduced school lunch. Donations and volunteer time totaled \$48,526. Additional grants totaled \$5,000.

Carroll County received \$327,421 from the Child Care Assistance Program issuance, supporting up to 85 providers a year.

The Division of Child Support Enforcement served 771 children, collecting \$1,322,339 in current and past due child support, during fiscal year 2024. The agency established 736 orders.

There were 18 children cared for by foster families, 17 of whom received a combined per-diem totaling \$2,013.

5% of children in foster care had a goal of adoption.
94% had a goal other than adoption (e.g. reunification).

4 child(ren) adopted




275 E. Main St., 5th Floor
Frankfort, KY 40621
Phone: (502) 564-5497

Learn more about the Cabinet's initiatives and programs at

CHFS.ky.gov

Behavioral Health Services



Kentucky All Schedule Prescription Electronic Reporting (KASPER)

According to KASPER data, 3,136 unique patients residing in your county received a pharmaceutical controlled substance. Opioid analgesics accounted for 9,593 of the 21,481 total controlled prescriptions dispensed.


Residents of your county received these prescriptions from 1,469 prescribers and 214 dispenser DEA numbers.

Syringe Services Programs
Three Rivers District Health Department

HIV Tests	21
Naloxone Dispensed	687
Referred for Treatment	317
Total Number of Visits	1,297
Unique Patients	250

Carroll County is served by the Northkey Community Mental Health Center. Northkey received \$8,885,431 in fiscal year 2024.

Northkey served 9,276 individuals in their region in fiscal year 2024.



Carroll is located in the Northkey region. This region received \$2,474,953 in Kentucky Overdose Response Effort (KORE) funding for fiscal year 2024.

Public Protection Services

The Office of the Ombudsman responded to 109 constituent contacts in fiscal year 2024 in your county.

The Office of Inspector General completed 57 background checks for children & elderly services in Carroll county fiscal year 2024.

The purpose of this report is to provide insight into the utilization and reach of programs offered by the Cabinet for Health and Family Services within the Commonwealth of Kentucky and each individual county. All data reported are fiscal year 2023 unless otherwise noted. Blank boxes indicate that no data was available for a program. Any questions regarding the information shown here should be submitted to Josh Hardesty, Executive Director, CHFS Office of Legislative and Regulatory Affairs.

These reports have been compiled and formatted by the Office of Data Analytics.



275 E. Main St., 5th Floor
Frankfort, KY 40621
Phone: (502) 564-5497

Learn more about the Cabinet's initiatives and programs at
CHFS.ky.gov