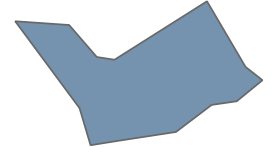


CHFS Mission: To be a diverse and inclusive organization providing programs, services, and supports that protect and promote the health and well-being of all Kentuckians and their communities.



Number of cabinet employees working in Carroll County on SFY2022: 10

Social Services

Department for Aging and Independent Living

Aging and Disability Resource Center	268 individual(s)
Guardianship - Legal authority of individuals	52 individual(s)
Hart Supported Living - Supporting those with disability	
Homecare - In-home services	9 individual(s)
IIIC - Meals provided to individuals age 60 and older	108 individual(s) 10,740 meals
IIID - Evidence-based Health Promotion Programs	6 individual(s)
KY Caregiver - Grandparents raising grandchildren	
National Family Caregiver Support Program	
Personal Care Attendant Program	
State Health Insurance Assistance Program	
Supportive Services - Individuals age 60 and older	107 individual(s)
Traumatic Brain Injury Program	



Across the entire Commonwealth of Kentucky 3,729 Serve Kentucky volunteers provided 792,753 hours of volunteer service (valued at \$1,032,063) in a little over a year between August 2020 and August 2021.

AmeriCorps members served 41,112 students and provided food support services to 56,877 students. Serve Kentucky also provided housing services to 2,073 individuals.

AmeriCorps has 1 members in Carroll County.

Kentucky Transitional Assistance Program (KTAP)

Your county has received \$146,124 in KTAP issuance. This has been allocated to 50 households in the past fiscal year.

On average, SNAP serviced 1,490 people a month in Carroll County, stretching over 639 households. Total SNAP spending in your county in FY2022: \$4,002,775



The number of locations in Carroll County where SNAP was accepted: 21

Health Services

Time Period: April 1, 2021 - March 31, 2022

There were 46 providers who serviced Medicaid beneficiaries in Carroll County.

Medicaid Enrollment

Expansion	1,636
Foster Care	91
Presumptive Eligibility	266
Traditional	3,176
Total Beneficiaries	5,169

Total Paid for Local Beneficiaries to All Kentucky Medicaid Providers	\$28,786,457
Total Paid to Local Medicaid Providers	\$13,544,237

Medicaid - Adults and Seniors**

Time Period: April 1, 2021 - March 31, 2022

TOP 5 DIAGNOSES	Essential (primary) hypertension
	Contact with and (suspected) exposure to COVID-19
	Covid-19
	Chest pain, unspecified
	Encounter for general adult medical examination without abnormal findings
TOP 5 MEDICATIONS	Gabapentin
	Atorvastatin calcium
	Omeprazole
	Lisinopril
	Buprenorphine-naloxone
TOP 5 PROCEDURES	Office o/p est low 20-29 min
	Office o/p est mod 30-39 min
	Routine venipuncture
	Emergency department visit
	Comprehensive metabolic panel

**Top 5 Medications are based on the number of times the code is associated with a health care record; Top 5 Diagnoses and Top 5 Procedures are based on the number of unique beneficiaries who have been diagnosed or had that procedure during the reporting period.

Funding to the Three Rivers District Health Department :
\$2,124,618

The Kentucky Prescription Assistance Program assisted 2 patient(s) with 4 prescriptions and the amount of money saved in prescription costs was \$1,644 in Carroll County.

Between the start of the HIV Epidemic (1982) and June 2022, there have been 18 diagnosed cases of HIV in your county.
(NOTE: 2021 and 2022 data is considered preliminary)

Facilities in Carroll County

Adult Day Health	0
Ambulatory Surgical Center	0
Ambulatory Surgical Center - Licensed Only	0
Family Care Home	0
Freestanding or Mobile Technology	0
Home Health Agency	0
Hospice	0
Hospice - Residential	0
Hospital	1
ICF Facilities - LIC	0
Nursing Facility	1
Nursing Home	0
Personal Care Homes	0
Personal Care Homes - Freestanding	2
Private Duty Nursing	0
Psychiatric Residential Treatment Facilities	0

Children's Services

Medicaid - Children**

Time Period: April 1, 2021 - March 31, 2022

TOP 5 DIAGNOSES	Encounter for routine child health examination without abnormal findings
	Encounter for immunization
	Contact with and (suspected) exposure to COVID-19
	Acute pharyngitis, unspecified
	Streptococcal pharyngitis
TOP 5 MEDICATIONS	Amoxicillin
	Cefdinir
	Clonidine HCL
	Amoxicillin-clavulanate potass
	Cetirizine HCL
TOP 5 PROCEDURES	Office o/p est low 20-29 min
	Strep A assay with optic
	Emergency department visit
	Dental prophylaxis child
	Periodic oral evaluation

**Top 5 Medications are based on the number of times the code is associated with a health care record; Top 5 Diagnoses and Top 5 Procedures are based on the number of unique beneficiaries who have been diagnosed or had that procedure during the reporting period.



FIRST STEPS
KENTUCKY'S EARLY INTERVENTION SYSTEM

39 participants


There were 143 newborn screenings (which includes a hearing screening).

Office for Children with Special Health Care Needs

Children Served	5
Provider Visits	7

In Carroll County, there are 2,160 children enrolled in Medicaid.

51 participants



Kentucky's HANDS
COUNTY GOVERNMENTS & LOCAL GOVERNMENTS

Division of Family Resource and Youth Services Centers (FRYSC)

FRYSC in Carroll County received \$189,274 in funding, grants, community cash, and in-kind contributions with 4 full-time staff and 0 part-time staff.

As of 7/3/2022, there were 23 children in Out of Home Care, 14 of which received a per-diem, for a daily per-diem of \$852.

17% of children in the state's care had a goal of adoption.
82% had a goal other than adoption (e.g. reunification).

3 child(ren) adopted (YTD)

Carroll County received \$216,126 from the Child Care Assistance Program issuance supporting up to 68 providers a month.

The Division of Child Support Enforcement served on average 786 children a month, collecting \$1,350,928 in current and past due child support during FY 2022. They established 44 orders.

Behavioral Health

Alcohol and Other Drug Treatment Entity Facility and Behavioral Health Services Organization Facility Spending: \$0

Time Period: April 1, 2021 - March 31, 2022

Syringe Services Programs


Kentucky All Schedule Prescription Electronic Reporting (KASPER)

According to KASPER data, 3,029 unique patients residing in your county received a pharmaceutical controlled substance. Opioid analgesics accounted for 10,183 of the 22,130 total controlled prescriptions dispensed.

Residents of your county received these prescriptions from 1,490 prescribers and 219 dispenser DEA numbers.

Carroll County is served by the Northkey Community Mental Health Center. Northkey received \$8,417,964 in FY 2022.

Northkey served 11,278 individuals in their region.



Carroll is located in the Northkey Community Mental Health Center region. This region received \$3,271,755 in Kentucky Opioid Response Effort (KORE) funding for FY 2022.

Public Protection

The Office of the Ombudsman and Administrative Review office had 107 constituent contacts in FY2022 in your county.

Office of Inspector General completed 25,705 background checks for children & elderly services throughout the Commonwealth of Kentucky.

The Office of the Inspector General reported 5 completed survey(s), resulting in 0 total tag(s) in Carroll County.

The purpose of this report is to provide insight into the utilization and reach of programs offered by the Cabinet for Health and Family Services within the Commonwealth of Kentucky and each individual county. All data reported are FY2022 unless otherwise noted. Blank boxes indicate that no data was available for a program. Any questions regarding the information shown here should be submitted to Kelli Rodman, Executive Director, CHFS Office of Legislative and Regulatory Affairs.

These reports have been compiled and formatted by the Office of Data Analytics