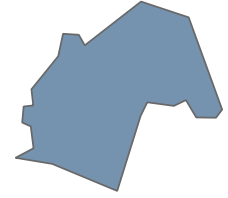


**Mission of the Cabinet for Health and Family Services:** To be a diverse and inclusive organization providing programs, services, and supports that protect and promote the health and well-being of all Kentuckians and their communities.



Number of Cabinet employees working in Butler County on June 30, 2024: 16

## Social Services

### Department for Aging and Independent Living

Aging and Disability Resource Center	<b>70</b> individual(s)
Guardianship - Legal authority of individuals	<b>6</b> individual(s)
Hart-Supported Living - Supporting those with disability	
Homecare - In-home services	<b>17</b> individual(s)
KY Caregiver - Grandparents raising grandchildren	<b>5</b> individual(s)
National Family Caregiver Support Program	<b>7</b> individual(s)
Personal Care Attendant Program	<b>1</b> individual(s)
Supportive Services - Individuals ages 60 and older	<b>26</b> individual(s)
Title III-C - Meals provided to individuals ages 60 and older	<b>79</b> individual(s) <b>12,268</b> meals
Traumatic Brain Injury Program	



**AmeriCorps  
Kentucky**

Serve Kentucky manages AmeriCorps programs across the entire Commonwealth of Kentucky. 696 AmeriCorps members served 670,641 hours and earned \$2,562,242 in education awards. AmeriCorps members recruited 4,213 volunteers who provided 155,955 hours of volunteer service (valued at \$4,959,369). AmeriCorps members served 74,078 students and provided food support services to 3,344 students. Serve Kentucky also provided housing services to 465 individuals and collected 153,345 pounds of food for individuals facing food insecurity.

AmeriCorps has 0 members in Butler County.

### Kentucky Transitional Assistance Program (KTAP)

Your county received \$294,070 in KTAP issuance. This has been allocated to 74 households in the past fiscal year.

On average, SNAP supported 2,084 people a month in Butler County, stretching over 973 households. Total SNAP spending in your county in fiscal year 2024: \$4,390,886



The number of locations in Butler County where SNAP was accepted: 15

## Health Services

### Medicaid Enrollment

(members can be enrolled at any time & for any length during the fiscal year)

There were 41 providers who served Medicaid beneficiaries in Butler County.

Traditional	3,556
Expansion	2,423
Foster Care	86
Presumptive Eligibility	18
<b>Total Beneficiaries</b>	<b>6,083</b>

Paid for Local Beneficiaries to All Kentucky Medicaid Providers	\$17,177,251
Paid to Local Medicaid Providers	\$42,351,877

### Medicaid - Top 5

Top 5 are based on the number of unique Medicaid members associated with the diagnoses/medications/procedures during the fiscal year. (Fee For Service population was not included due to programmatic differences)

#### Adults and Seniors

TOP 5 MEDICATIONS	Azithromycin
	Amoxicillin
	Ibuprofen
	Hydrocodone-Acetaminophen
	Methylprednisolone
TOP 5 DIAGNOSIS	Essential (Primary) Hypertension (I10)
	Encounter For General Adult Medical Examination With Abnormal Findings (Z000..
	Myopia, Bilateral (H5213)
	Other Long Term (Current) Drug Therapy (Z79899)
	Encounter For General Adult Medical Examination Without Abnormal Findings (Z..
TOP 5 PROCEDURES	Office Outpatient Est Low 20 Min (99213)
	Office Outpatient Est Mod 30 Min (99214)
	Complete Cbc W/Auto Diff Wbc (85025)
	Comprehensive Metabolic Panel (80053)
	Lipid Panel (80061)

#### Children

In Butler County there are 2,313 children enrolled in Medicaid.

TOP 5 MEDICATIONS	Amoxicillin
	Brompheniramine-Pseudoephed-Dm
	Cefdinir
	Cetirizine HCL
	Azithromycin
TOP 5 DIAGNOSES	Encounter For Routine Child Health Examination Without Abnormal Findings (Z00129)
	Streptococcal Pharyngitis (J020)
	Encounter For Routine Child Health Examination With Abnormal Findings (Z00121)
	Acute Pharyngitis, Unspecified (J029)
	Cough, Unspecified (R059)
TOP 5 PROCEDURES	Office Outpatient Est Low 20 Min (99213)
	Office Outpatient Est Mod 30 Min (99214)
	Dental Prophylaxis Child (D1120)
	Strep A Assay W/Optic (87880)
	Periodic Oral Evaluation (D0120)

Medicaid numbers included in this report are considered preliminary and subject to change as updated data becomes available.

## Health Services

Funding to Barren River District Health Department:  
\$8,006,577

During fiscal year 2024, in Butler county there were 5 people enrolled in Quit Now Kentucky (no-cost tobacco quitline), QUIT Now Kentucky provided 3,947 coaching sessions across the Commonwealth.



Your county has 465 participants who received benefits totaling \$385,802.

There are 2 WIC-approved grocers in Butler County.

Between the start of the HIV Epidemic (1982) and June 2024, there were 17 diagnosed cases of HIV in your county.  
(NOTE: 2023 and 2024 data is considered preliminary)

### Facilities in Butler County

Adult Day Health	0
Ambulatory Surgical Center	0
Family Care Home	0
Freestanding or Mobile Technology	0
Home Health Agency	0
Hospice	0
Hospital	0
Intermediate Care Facility - LIC	0
Nursing Facility	0
Nursing Home	1
Personal Care Home	0
Private Duty Nursing	0
Psychiatric Residential Treatment Facility	0

### Free Cancer Screenings

Provided by the Kentucky Breast and Cervical Cancer Screening Program

Breast Screenings	5
Cervical Screenings	4

### Kentucky Prescription Assistance Program (KPAP)

KPAP helped 9 patients in Butler with 87 prescriptions to save a total of \$97,761 in prescription costs.

### Office for Children with Special Health Care Needs Clinics

Children Served	39
Provider Visits	52
Telehealth Visits	5

There were 130 newborn hearing screenings.

38 participants



5 participants



## Division of Family Resource and Youth Services Centers (FRYSC)

Butler County received \$190,827 in funding for 1 school district(s). The total student enrollment for schools served by FRYSC was 2,146, and 62% of these students were eligible for free or reduced school lunch. Donations and volunteer time totaled \$51,310. Additional grants totaled \$13,000.

Butler County received \$191,553 from the Child Care Assistance Program issuance, supporting up to 49 providers a year.

The Division of Child Support Enforcement served 719 children, collecting \$1,070,461 in current and past due child support, during fiscal year 2024. The agency established 669 orders.

There were 43 children cared for by foster families, 29 of whom received a combined per-diem totaling \$2,363.

53% of children in foster care had a goal of adoption.  
46% had a goal other than adoption (e.g. reunification).

4 child(ren) adopted




275 E. Main St., 5th Floor  
Frankfort, KY 40621  
Phone: (502) 564-5497

Learn more about the Cabinet's initiatives and programs at

CHFS.ky.gov

## Behavioral Health Services



**Kentucky All Schedule Prescription Electronic Reporting (KASPER)**

According to KASPER data, 3,611 unique patients residing in your county received a pharmaceutical controlled substance. Opioid analgesics accounted for 11,612 of the 26,611 total controlled prescriptions dispensed.


Residents of your county received these prescriptions from 1,145 prescribers and 176 dispenser DEA numbers.

**Syringe Services Programs**  
Barren River District Health Department

HIV Tests	344
Naloxone Dispensed	767
Referred for Treatment	331
Total Number of Visits	1,142
Unique Patients	352

Butler County is served by the Lifeskills Community Mental Health Center. Lifeskills received \$9,957,965 in fiscal year 2024.

Lifeskills served 8,599 individuals in their region in fiscal year 2024.



Butler is located in the Lifeskills region. This region received \$1,196,899 in Kentucky Overdose Response Effort (KORE) funding for fiscal year 2024.

## Public Protection Services

The Office of the Ombudsman responded to 170 constituent contacts in fiscal year 2024 in your county.

The Office of Inspector General completed 184 background checks for children & elderly services in Butler county fiscal year 2024.

The purpose of this report is to provide insight into the utilization and reach of programs offered by the Cabinet for Health and Family Services within the Commonwealth of Kentucky and each individual county. All data reported are fiscal year 2023 unless otherwise noted. Blank boxes indicate that no data was available for a program. Any questions regarding the information shown here should be submitted to Josh Hardesty, Executive Director, CHFS Office of Legislative and Regulatory Affairs.

These reports have been compiled and formatted by the Office of Data Analytics.



275 E. Main St., 5th Floor  
Frankfort, KY 40621  
Phone: (502) 564-5497

Learn more about the Cabinet's initiatives and programs at  
[CHFS.ky.gov](https://www.chfs.ky.gov)