

---

---

# *2021 Kentucky Annual Administrative Claims Data Report - Cardiac Catheterization*

*January 1 through December 31, 2021*

*Published June 2022*



---

KENTUCKY  
CABINET FOR HEALTH  
AND FAMILY SERVICES

Office of Health Data and Analytics  
Division of Analytics

---

---

## **2021 ANNUAL ADMINISTRATIVE CLAIMS DATA REPORT – Cardiac Catheterization**

### **TABLE OF CONTENTS**

<b>INTRODUCTION</b>	Pages 1 - 4
 <b>SECTION I: Diagnostic and Therapeutic Cardiac Catheterization Labs</b>	
Map of Diagnostic and Therapeutic Cardiac Catheterization Labs	Pages 5 - 6
TABLE 1: Therapeutic and Diagnostic Cardiac Catheterization Labs	Pages 7 - 9
 <b>SECTION II: Cardiac Catheterization Utilization</b>	
TABLE 2: Therapeutic and Diagnostic Cardiac Catheterization Procedures by ADD, County, and Facility	Pages 10 - 12
TABLE 3: Therapeutic and Diagnostic Cardiac Catheterization Procedures by Patient Origin	Pages 13 - 19
 <b>SECTION III: Trends in Cardiac Catheterization Utilization</b>	
TABLE 4: Trend of Therapeutic and Diagnostic Cardiac Catheterization Procedures by Facility ADD and Year	Page 20

AA  
**2021 ANNUAL ADMINISTRATIVE CLAIMS DATA REPORT –  
CARDIAC CATHETERIZATION**

**INTRODUCTION**

Thank you for your interest in the **2021 Annual Administrative Claims Data Report – Cardiac Catheterization**. This report covers the utilization of Cardiac Catheterization Labs by licensed Kentucky hospitals for the calendar year January 1, through December 31, 2021. The administrative claims data, submitted by hospitals and ambulatory facilities as required by 900 KAR 7:030 – Data Reporting by Health Care Providers, was used to produce the utilization information in this report.

The Kentucky Annual Administrative Claims Data Report – Cardiac Catheterization uses administrative claims data to determine utilization. Table 1 of this report details the hospitals, including the number of cardiac catheterization labs authorized to provide catheterization services. The source of this information comes from the Certificate of Need Inventory, which may be viewed on the following website: <https://chfs.ky.gov/agencies/os/oig/dcn/Pages/inventory.aspx>.

Cardiac catheterization is a diagnostic or therapeutic procedure in which a catheter is introduced into a large vein or artery, usually of an arm or leg, and threaded through the circulatory system to the heart. A single procedure lasts from the time the catheter is inserted until the time that the catheter is completely withdrawn from the patient. With regard to cardiac catheterization services, the term “laboratory” (lab) means each dedicated room within a fixed-site facility that is individually equipped and staffed for the purposes of performing cardiac catheterizations.

The claims are counted in three ways. The number of procedures classified as “All Therapeutic” is a count of administrative claims records where the record included at least one therapeutic code, regardless of the presence of any diagnostic codes. Similarly, the number of procedures classified as “All Diagnostic” is simply a count of administrative claims records where the record included at least one diagnostic code, regardless of the presence of any therapeutic codes. Finally, the number of procedures classified as “Therapeutic and Diagnostic” is a count of the number of claims records where the record included at least one diagnostic code AND at least one therapeutic code. This count overlaps the other two counts.

To determine the number of cardiac catheterizations performed, each administrative claim record was examined to determine if it contained at least one of the following procedure codes. Inpatient Hospital Discharge Records were examined for ICD-10 Procedure codes, while Outpatient Services Records were examined for CPT Procedure Codes.

Cardiac Caths	Diagnostic Catheterization	Therapeutic Catheterization
<b>Inpatient</b>	02563ZZ, 02573ZZ, 025K3ZZ, 025L3ZZ, 02B40ZX, 02B43ZX, 02B44ZX, 02B50ZX, 02B53ZX, 02B54ZX, 02B60ZX, 02B63ZX, 02B63ZZ, 02B64ZX, 02B70ZX, 02B73ZX, 02B73ZZ, 02B74ZX, 02B90ZX, 02B93ZX, 02B94ZX, 02BD0ZX, 02BD3ZX, 02BD4ZX, 02BF0ZX, 02BF3ZX, 02BF4ZX, 02BG0ZX, 02BG3ZX, 02BG4ZX, 02BH0ZX, 02BH3ZX, 02BH4ZX, 02BJ0ZX, 02BJ3ZX, 02BJ4ZX, 02BK0ZX, 02BK3ZX, 02BK3ZZ, 02BK4ZX, 02BL0ZX, 02BL3ZX, 02BL3ZZ, 02BL4ZX, 02BM0ZX, 02BM3ZX, 02BM4ZX, 4A020N6, 4A020N7, 4A020N8, 4A020PZ, 4A023FZ, 4A023N6, 4A023N7, 4A023N8, 4A023PZ, B2000ZZ, B2001ZZ, B200YZZ, B2010ZZ, B2011ZZ, B201YZZ, B2020ZZ, B2021ZZ, B202YZZ, B2030ZZ, B2031ZZ, B203YZZ, B2040ZZ, B2041ZZ, B204YZZ, B2050ZZ, B2051ZZ, B205YZZ, B2060ZZ, B2061ZZ, B206YZZ, B2070ZZ, B2071ZZ, B207YZZ, B2080ZZ, B2081ZZ, B208YZZ, B20F0ZZ, B20F1ZZ, B20FYZZ, B210010, B2100ZZ, B210110, B2101ZZ, B210Y10, B210YZZ, B211010, B2110ZZ, B211110, B2111ZZ, B211Y10, B211YZZ, B212010, B2120ZZ, B212110, B2121ZZ, B212Y10, B212YZZ, B213010, B2130ZZ, B213100, B2131ZZ, B213Y10, B213YZZ, B2140ZZ, B2141ZZ, B214YZZ, B2150ZZ, B2151ZZ, B215YZZ, B2160ZZ, B2161ZZ, B216YZZ, B2170ZZ, B2171ZZ, B217YZZ, B2180ZZ, B2181ZZ, B218YZZ, B21F0ZZ, B21F1ZZ, B21FYZZ	02703ZZ, 02704ZZ, 02713ZZ, 02714ZZ, 02723ZZ, 02724ZZ, 02733ZZ, 02734ZZ, 02C03ZZ, 02703DZ, 027034Z
<b>Outpatient</b>	93451, 93452, 93453, 93454, 93455, 93456, 93457, 93458, 93459, 93460, 93461, 93462, 93463, 93464, 93503, 93505, 93530, 93531, 93532, 93533, 93561, 93562, 93563, 93564, 93565, 93566, 93567, 93568, 93571, 93572, 93580, 93581, 93582, 93583, 93590, 93591, 93592, 93600, 93602, 93603, 93609, 93610, 93612, 93613, 93615, 93616, 93618, 93619, 93620, 93621, 93622, 93623, 93624, 93631, 93640, 93641, 93642, 93644, 93653, 93660, C1730, C1731, 93662	92920, 92921, 92924, 92925, 92928, 92929, 92933, 92934, 92937, 92938, 92941, 92943, 92944, 92960, 92961, 92970, 92971, 92973, 92974, 92975, 92977, 92978, 92979, 92980, 92981, 92982, 92984, 92986, 92987, 92990, 92992, 92993, 92995, 92996, 92997, 92998, 93590, 93591, 93592, 93650, 93651, 93652, 93654, 93655, 93656, 93657, 0234T, 0235T, 0236T, 0237T, 0238T, C1732, C1733, C2630, C9600, C9601, C9602, C9603, C9604, C9605, C9606, C9607, C9608, C9741, G0290, G0291

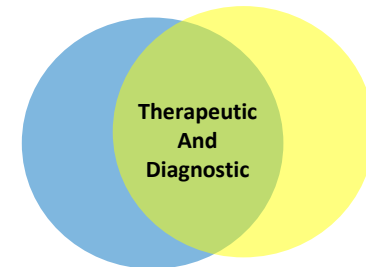
**All Therapeutic:** Includes a count of the number of administrative claims records where the record included at least one Therapeutic Code regardless of the presence of any Diagnostic Code(s).



**All Diagnostic:** Includes a count of the number of administrative claims records where the record included at least one Diagnostic Code regardless of the presence of any Therapeutic Code(s)



**Therapeutic & Diagnostic:** Includes a count of the number of administrative claims records where the record included at least one Diagnostic Code AND at least one Therapeutic Code. This count includes the overlap of the previous two groups.



## Summary of 2021 Data

In 2021, cardiac catheterization procedures were performed in 46 Kentucky hospitals, located in 32 counties. There were 9 hospitals with a total of 10 labs licensed to perform diagnostic catheterizations only. There were 36 hospitals, with a total of 105 labs, licensed as comprehensive, which can perform both diagnostic and therapeutic catheterizations. There were 52,723 diagnostic catheterizations performed and 20,326 therapeutic catheterizations performed. The volume of diagnostic procedures increased by 10,308 (24.3%) and the volume of therapeutic increased by 4,789 (30.8%) since 2020. The comparative increase in catheterization procedures in 2021 is likely a result of the overall decrease in procedures recorded in 2020 due to the COVID-19 Pandemic.

“Pediatric” means the patient age is 17 years or less. “Adult” means the patient age is 18 years or greater.

Questions or comments regarding the data contained in this report should be directed to Jamine Hamner by e-mail: [Jamine.Hamner@ky.gov](mailto:Jamine.Hamner@ky.gov).

### **Note:**

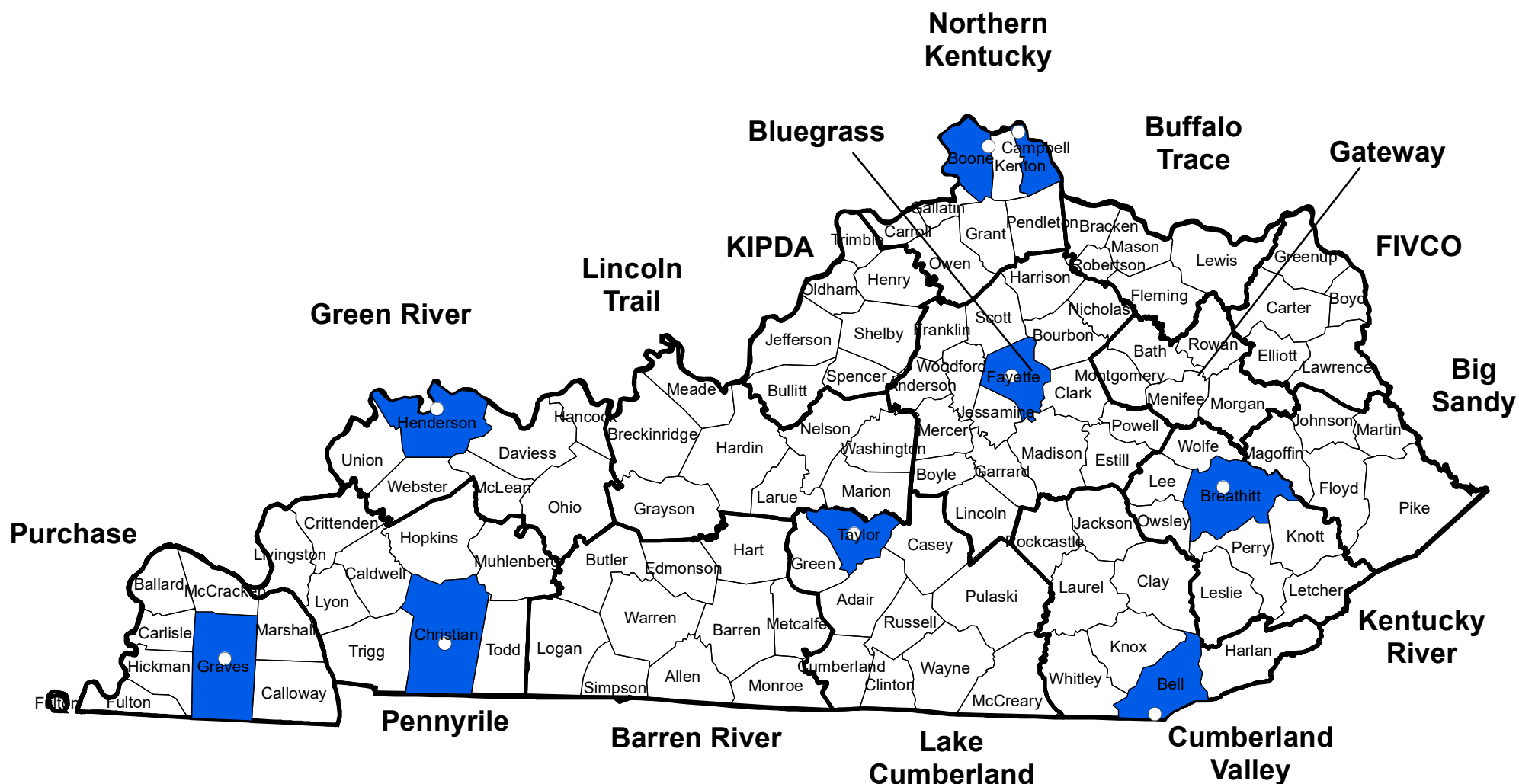
**Throughout the document, cell sizes of 5 or less have been suppressed to protect patient privacy, in addition to totals from which the suppressed cell size could be derived. This is in accordance with KRS 216.2927.**

**This is a revised version of the report, originally published in May 2022. The report has been revised to change the calculation of diagnostic and therapeutic screenings to be in line with previous iterations of this report. This report reflects updated totals for that column. Individual diagnostic and therapeutic screening counts remain unchanged.**

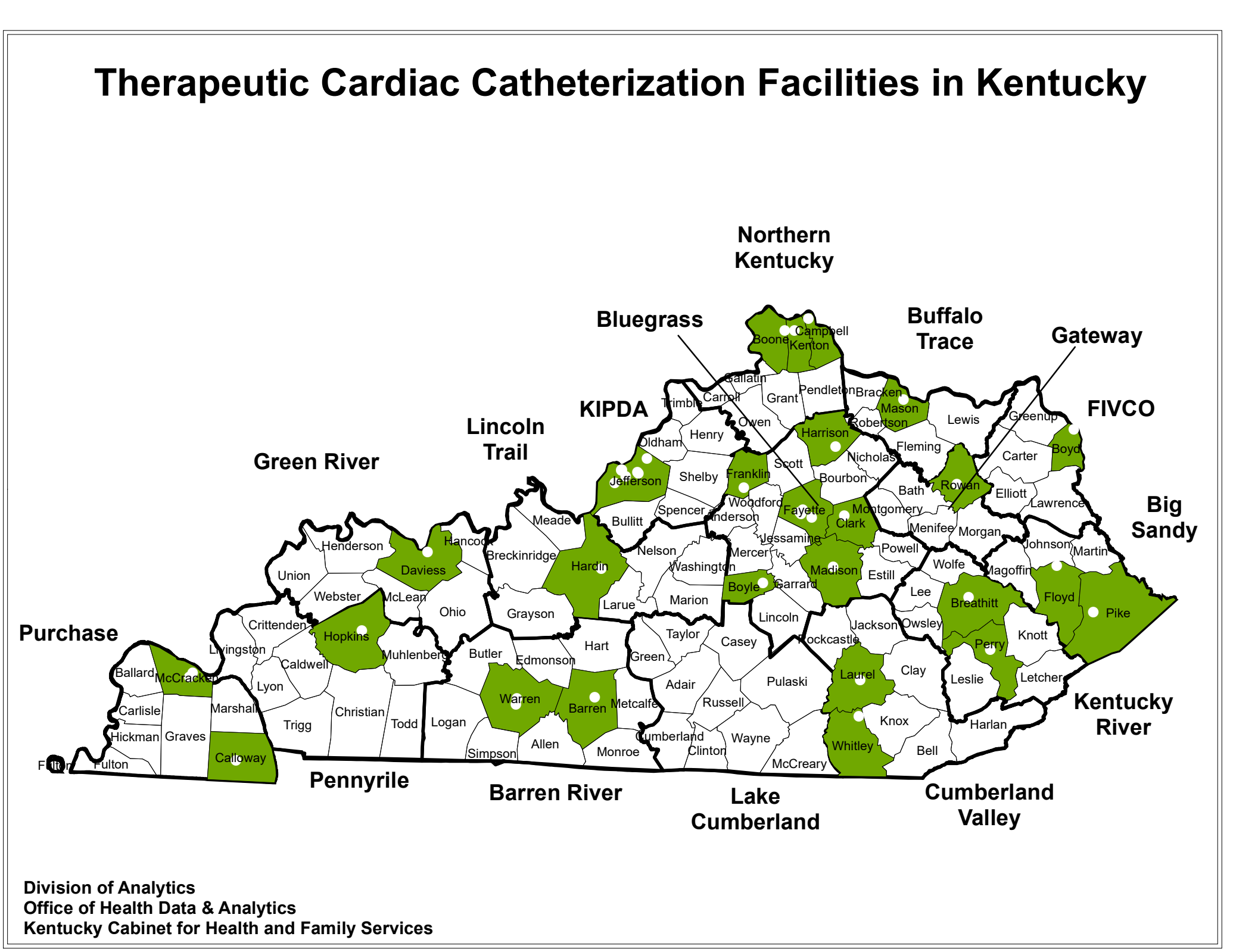
# *SECTION I*

*Diagnostic and Therapeutic Cardiac  
Catheterization Labs*

# Diagnostic Cardiac Catheterization Facilities in Kentucky





[illegible]

## 2021 ANNUAL ADMINISTRATIVE CLAIMS DATA REPORT

**Table 1 - Diagnostic & Therapeutic Laboratories**

Source: Cabinet for Health and Family Services, Certificate of Need December 2021 Inventory

ADD	Facility	Diagnostic Only	Diagnostic and Therapeutic
<b>01 - PURCHASE</b>			
	Baptist Health Paducah		4
	Jackson Purchase Medical Center	1	
	Lourdes Hospital		3
	Murray-Calloway County Hospital		1
<b>01 - Purchase Total</b>		<b>1</b>	<b>8</b>
<b>02 - PENNYRILE</b>			
	Baptist Health Madisonville		3
	Jennie Stuart Medical Center	1	
<b>02 - Pennyrile Total</b>		<b>1</b>	<b>3</b>
<b>03 - GREEN RIVER</b>			
	Methodist Hospital	1	
	Owensboro Medical Health System		3
<b>03 - Green River Total</b>		<b>1</b>	<b>3</b>
<b>04 - BARREN RIVER</b>			
	Greenview Regional Hospital		1
	T. J. Samson Hospital		1
	The Medical Center at Bowling Green		3
<b>04 - Barren River Total</b>		<b>0</b>	<b>5</b>
<b>05 - LINCOLN TRAIL</b>			
	Hardin Memorial Hospital		2
<b>05 - Lincoln Trail Total</b>		<b>0</b>	<b>2</b>

## 2021 ANNUAL ADMINISTRATIVE CLAIMS DATA REPORT

**Table 1 - Diagnostic & Therapeutic Laboratories**

Source: Cabinet for Health and Family Services, Certificate of Need December 2021 Inventory

ADD	Facility	Diagnostic Only	Diagnostic and Therapeutic
<b>06 - KIPDA</b>			
	Baptist Health Louisville		6
	Jewish Hospital		8
	Norton Audubon Hospital		4
	Norton Brownsboro		2
	Norton Hospital/Norton Children's Hospital/Norton Healthcare Pavilion/Kosair's Children's Hospital		7
	Norton Women's and Children's Hospital		1
	Sts. Mary & Elizabeth Hospital		1
	University of Louisville Hospital		2
<b>06 - KIPDA Total</b>		<b>0</b>	<b>31</b>
<b>07 - NORTHERN KY</b>			
	St. Elizabeth Edgewood		5
	St. Elizabeth Florence	2	
	St. Elizabeth Ft. Thomas	1	
<b>07 - Northern KY Total</b>		<b>3</b>	<b>5</b>
<b>08 - BUFFALO TRACE</b>			
	Meadowview Regional Medical Center		1
<b>08 - Buffalo Trace Total</b>		<b>0</b>	<b>1</b>
<b>09 - GATEWAY</b>			
	St. Claire Medical Center		2
<b>09 - Gateway Total</b>		<b>0</b>	<b>2</b>
<b>10 - FIVCO</b>			
	King's Daughters' Medical Center		3
<b>10 - FIVCO Total</b>		<b>0</b>	<b>3</b>
<b>11 - BIG SANDY</b>			
	Highlands Regional Medical Center		1
	Pikeville Medical Center		2
<b>11 - Big Sandy</b>		<b>0</b>	<b>3</b>

## 2021 ANNUAL ADMINISTRATIVE CLAIMS DATA REPORT

**Table 1 - Diagnostic & Therapeutic Laboratories**

Source: Cabinet for Health and Family Services, Certificate of Need December 2021 Inventory

ADD	Facility	Diagnostic Only	Diagnostic and Therapeutic
<b>12 - KY RIVER</b>			
	ARH Regional Medical Center		2
	Kentucky River Medical Center	1	
<b>12 - KY River Total</b>		<b>1</b>	<b>2</b>
<b>13 - CUMBERLAND VALLEY</b>			
	Baptist Health Corbin		2
	Middlesboro ARH Hospital	1	
	Saint Joseph Hospital London		5
<b>13 - Cumberland Valley</b>		<b>1</b>	<b>7</b>
<b>14 - LAKE CUMBERLAND</b>			
	Lake Cumberland Regional Hospital		3
	Taylor Regional Hospital	1	
<b>14 - Lake Cumberland</b>		<b>1</b>	<b>3</b>
<b>15 - BLUEGRASS</b>			
	Baptist Health Lexington		8
	Baptist Health Richmond		1
	Clark Regional Medical Center		1
	Ephraim McDowell Regional Medical Center		2
	Frankfort Regional Medical Center		1
	Harrison Memorial Hospital		1
	St. Joseph East		2
	St. Joseph Hospital		7
	UK HealthCare		4
	UK HealthCare Good Samaritan Hospital	1	
<b>15 - Bluegrass Total</b>		<b>1</b>	<b>27</b>
<b>Statewide</b>		<b>10</b>	<b>105</b>

# *SECTION II*

## *Cardiac Catheterization Utilization*

## 2021 ANNUAL ADMINISTRATIVE CLAIMS DATA REPORT - CARDIAC CATHETERIZATION

### Table 2 - Therapeutic and Diagnostic Cardiac Catheterization Procedures by Region, County, and Facility

Source: Kentucky Inpatient Hospital Discharge Administrative Claims Data and Kentucky Outpatient Services Administrative Claims Data

ADD	County	Facility	All Therapeutic			Therapeutic & Diagnostic			All Diagnostic		
			Pediatric	Adult	Total	Pediatric	Adult	Total	Pediatric	Adult	Total
01 - PURCHASE											
	Calloway	21075001 - Murray Calloway County Hospital		31	31		86	86		220	220
	Graves	21069501 - Jackson Purchase Medical Center		26	26		*	*		325	325
	McCracken	21081001 - Mercy Health Lourdes Hospital		144	144		291	291		892	892
	McCracken	21081501 - Baptist Health Paducah		337	337		412	412	*	1,005	*
01 - Purchase Total				538	538		*	*	*	2,442	*
02 - PENNYRILE											
	Christian	21033001 - Jennie Stuart Medical Center		14	14					*	*
	Hopkins	21067001 - Baptist Health Madisonville		82	82		263	263		769	769
02 - Pennyrile Total				96	96		263	263		*	*
03 - GREEN RIVER											
	Daviess	21000301 - Owensboro Health Regional Hospital		261	261		551	551	*	1,486	*
	Henderson	21032001 - Methodist Hospital		23	23				*	9	*
03 - Green River Total				284	284		551	551	*	1,495	*
04 - BARREN RIVER											
	Barren	21024001 - TJ Samson Community Hospital		61	61		369	369		732	732
	Warren	21006501 - Tri-Star Greenview Regional Hospital		119	119		95	95		420	420
	Warren	21007001 - The Medical Center at Bowling Green		283	283		638	638		1,634	1,634
04 - Barren River Total				463	463		1,102	1,102		2,786	2,786
05 - LINCOLN TRAIL											
	Hardin	21016501 - Hardin Memorial Health		73	73		226	226	*	868	*
05 - Lincoln Trail Total				73	73		226	226	*	868	*

# 2021 ANNUAL ADMINISTRATIVE CLAIMS DATA REPORT - CARDIAC CATHETERIZATION

**Table 2 - Therapeutic and Diagnostic Cardiac Catheterization Procedures by Region, County, and Facility**

Source: Kentucky Inpatient Hospital Discharge Administrative Claims Data and Kentucky Outpatient Services Administrative Claims Data

ADD	County	Facility	All Therapeutic			Therapeutic & Diagnostic			All Diagnostic		
			Pediatric	Adult	Total	Pediatric	Adult	Total	Pediatric	Adult	Total
06 - KIPDA											
	Jefferson	21036501 - Baptist Health Louisville		243	243		1,049	1,049		2,029	2,029
	Jefferson	21051001 - UofL Health-Jewish Hospital	*	202	*		844	844	*	2,012	*
	Jefferson	21055001 - University of Louisville Hospital		19	19		96	96		438	438
	Jefferson	21061001 - Norton Audubon Hospital		363	363		886	886		1,950	1,950
	Jefferson	21061501 - Norton Womens & Childrens Hosp		46	46		*	*	*	158	*
	Jefferson	21062001 - UofL Health-Mary & Elizabeth Hospital		49	49		162	162		581	581
	Jefferson	21888501 - Norton Childrens Hospital				80	10	90	199	56	255
	Jefferson	21888601 - Norton Hospital		276	276		740	740		1,226	1,226
	Jefferson	21999701 - Norton Brownsboro Hospital		79	79		248	248		477	477
06 - KIPDA Total			*	1,277	*	80	*	*	*	8,927	*
07 - NORTHERN KY											
	Boone	21012001 - St Elizabeth Florence		25	25		15	15		196	196
	Campbell	21018401 - St Elizabeth Fort Thomas		16	16		8	8		141	141
	Kenton	21888701 - St Elizabeth Edgewood		499	499		1,478	1,478		2,746	2,746
07 - Northern Kentucky Total				540	540		1,501	1,501		3,083	3,083
08 - BUFFALO TRACE											
	Mason	21071001 - Meadowview Regional Medical Center		138	138		205	205		1,137	1,137
08 - Buffalo Trace Total				138	138		205	205		1,137	1,137
09 - GATEWAY											
	Rowan	21071701 - St Claire Regional Medical Center		21	21		168	168		640	640
09 - Gateway Total				21	21		168	168		640	640
10 - FIVCO											
	Boyd	21004001 - Kings Daughters Medical Center		367	367		785	785	11	3,103	3,114
10 - FIVCO Total				367	367		785	785	11	3,103	3,114
11 - BIG SANDY											
	Floyd	21087301 - Highlands ARH Regional Medical Center		7	7		90	90		253	253
	Pike	21086001 - Pikeville Medical Center	*	203	*		336	336		1,469	1,469
11 - Big Sandy Total			*	210	*		426	426		1,722	1,722

# 2021 ANNUAL ADMINISTRATIVE CLAIMS DATA REPORT - CARDIAC CATHETERIZATION

**Table 2 - Therapeutic and Diagnostic Cardiac Catheterization Procedures by Region, County, and Facility**

Source: Kentucky Inpatient Hospital Discharge Administrative Claims Data and Kentucky Outpatient Services Administrative Claims Data

ADD	County	Facility	All Therapeutic			Therapeutic & Diagnostic			All Diagnostic		
			Pediatric	Adult	Total	Pediatric	Adult	Total	Pediatric	Adult	Total
12 - KY RIVER											
	Breathitt	21000601 - Kentucky River Medical Center		*	*						
	Perry	21028701 - Hazard ARH Regional Medical Center	*	100	*		233	233		745	745
12 - Kentucky River Total			*	*	*		233	233		745	745
13 - CUMBERLAND VALLEY											
	Bell	21071501 - Middlesboro ARH Hospital		7	7					58	58
	Laurel	21047501 - Saint Joseph Hospital London		46	46		225	225		566	566
	Whitley	21008801 - Baptist Health Corbin		46	46		174	174		354	354
13 - Cumberland Valley Total				99	99		399	399		978	978
14 - LAKE CUMBERLAND											
	Pulaski	21094001 - Lake Cumberland Regional Hospital		97	97		324	324		1,551	1,551
	Taylor	21007601 - Taylor Regional Hospital		26	26					154	154
14 - Lake Cumberland Total				123	123		324	324		1,705	1,705
15 - BLUEGRASS											
	Boyle	21014001 - Ephraim McDowell Reg Medical Center		46	46		161	161		324	324
	Clark	21097001 - Clark Regional Medical Center		46	46		48	48		239	239
	Fayette	21040701 - Baptist Health Lexington		844	844		1,381	1,381	*	2,678	*
	Fayette	21042001 - UK Healthcare Good Samaritan Hospital		*	*					22	22
	Fayette	21043501 - Saint Joseph East		83	83		145	145	*	459	*
	Fayette	21044001 - Saint Joseph Hospital		380	380		668	668	*	1,475	*
	Fayette	21045501 - UK Chandler Medical Center	*	245	*	37	392	429	55	1,618	1,673
	Franklin	21019501 - Frankfort Regional Medical Center		46	46		80	80		309	309
	Harrison	21013001 - Harrison Memorial Hospital		21	21		160	160		459	459
	Madison	21090001 - Baptist Health Richmond		40	40		73	73		220	220
15 - Bluegrass Total			*	*	*	37	3,108	3,145	*	7,803	*
State Total			*	*	6,090	117	*	*	283	38,204	38,487

\*Cells suppressed to protect patient privacy per KRS 216.2927



# 2021 ANNUAL ADMINISTRATIVE CLAIMS DATA REPORT - CARDIAC CATHETERIZATION

## Table 3 - Therapeutic and Diagnostic Cardiac Catheterization Procedures by Patient Origin

Source: Kentucky Inpatient Hospital Discharge Administrative Claims Data and Kentucky Outpatient Services Administrative Claims Data

ADD	County	All Therapeutic			Therapeutic & Diagnostic			All Diagnostic		
		Pediatric	Adult	Total	Pediatric	Adult	Total	Pediatric	Adult	Total
01 - PURCHASE										
	Ballard		19	19		19	19	*	49	*
	Calloway		47	47		94	94	*	246	*
	Carlisle		15	15		24	24		48	48
	Fulton		15	15		21	21	*	61	*
	Graves		86	86		92	92	*	431	*
	Hickman		8	8		12	12		40	40
	Marshall		81	81		106	106	*	311	*
	McCracken		135	135	*	146	*	*	545	*
01 - Purchase Total			406	406	*	514	*	*	1,731	*
02 - PENNYRILE										
	Caldwell		21	21		50	50	*	125	*
	Christian		24	24		48	48		206	206
	Crittenden		*	*		30	30		52	52
	Hopkins		51	51		170	170	*	471	*
	Livingston		16	16	*	45	*		98	98
	Lyon		10	10		26	26	*	68	*
	Muhlenberg		28	28		95	95	*	305	*
	Todd		*	*		14	14		35	35
	Trigg		20	20		28	28		92	92
02 - Pennyrile Total			*	*	*	506	*	*	1,452	*

## 2021 ANNUAL ADMINISTRATIVE CLAIMS DATA REPORT - CARDIAC CATHETERIZATION

### Table 3 - Therapeutic and Diagnostic Cardiac Catheterization Procedures by Patient Origin

Source: Kentucky Inpatient Hospital Discharge Administrative Claims Data and Kentucky Outpatient Services Administrative Claims Data

ADD	County	All Therapeutic			Therapeutic & Diagnostic			All Diagnostic		
		Pediatric	Adult	Total	Pediatric	Adult	Total	Pediatric	Adult	Total
03 - GREEN RIVER										
	Daviess		139	139	*	293	*	10	793	803
	Hancock		15	15		35	35		85	85
	Henderson		22	22		*	*	*	36	*
	McLean		21	21		43	43		112	112
	Ohio		38	38	*	68	*	7	181	188
	Union		6	6		*	*	*	12	*
	Webster		14	14	*	38	*	*	98	*
03 - Green River Total			255	255	*	*	*	*	1,317	*
04 - BARREN RIVER										
	Allen		35	35		79	79	*	223	*
	Barren		64	64		198	198	*	445	*
	Butler		29	29		43	43	*	115	*
	Edmonson		15	15		34	34	*	82	*
	Hart		24	24		79	79	*	179	*
	Logan		35	35		88	88		201	201
	Metcalfe		14	14		59	59		143	143
	Monroe		14	14		46	46		121	121
	Simpson		15	15		51	51		156	156
	Warren		196	196	*	287	*	6	834	840
04 - Barren River Total			441	441	*	964	*	*	2,499	*

## 2021 ANNUAL ADMINISTRATIVE CLAIMS DATA REPORT - CARDIAC CATHETERIZATION

### Table 3 - Therapeutic and Diagnostic Cardiac Catheterization Procedures by Patient Origin

Source: Kentucky Inpatient Hospital Discharge Administrative Claims Data and Kentucky Outpatient Services Administrative Claims Data

ADD	County	All Therapeutic			Therapeutic & Diagnostic			All Diagnostic		
		Pediatric	Adult	Total	Pediatric	Adult	Total	Pediatric	Adult	Total
05 - LINCOLN TRAIL										
	Breckinridge		19	19	*	68	*	*	150	*
	Grayson		24	24		118	118	*	206	*
	Hardin		84	84	8	251	259	16	784	800
	Larue		7	7	*	44	*		99	99
	Marion		17	17	*	55	*	*	122	*
	Meade		18	18	*	63	*	*	154	*
	Nelson		34	34	*	185	*	6	385	391
	Washington		9	9	*	30	*		74	74
05 - Lincoln Trail Total			212	212	*	814	*	*	1,974	*
06 - KIPDA										
	Bullitt		61	61	*	226	*	12	496	508
	Henry		19	19	*	68	*		135	135
	Jefferson	*	769	770	25	2,163	2,188	57	5,138	5,195
	Oldham		48	48	*	135	*	*	228	*
	Shelby		48	48	*	145	*	*	305	*
	Spencer		16	16		70	70	*	150	*
	Trimble		*	*		30	30		77	77
06 - KIPDA Total		*	*	*	*	2,837	*	*	6,529	*
07 - NORTHERN KY										
	Boone		164	164		387	387		812	812
	Campbell		93	93		219	219		481	481
	Carroll		10	10	*	34	*		96	96
	Gallatin		6	6	*	29	*		74	74
	Grant		32	32		109	109		266	266
	Kenton		176	176		477	477		1,000	1,000
	Owen	*	19	*	*	39	*		76	76
	Pendleton		19	19		70	70		157	157
07 - Northern Kentucky Total		*	519	*	*	1,364	*		2,962	2,962

# 2021 ANNUAL ADMINISTRATIVE CLAIMS DATA REPORT - CARDIAC CATHETERIZATION

## Table 3 - Therapeutic and Diagnostic Cardiac Catheterization Procedures by Patient Origin

Source: Kentucky Inpatient Hospital Discharge Administrative Claims Data and Kentucky Outpatient Services Administrative Claims Data

ADD	County	All Therapeutic			Therapeutic & Diagnostic			All Diagnostic		
		Pediatric	Adult	Total	Pediatric	Adult	Total	Pediatric	Adult	Total
08 - BUFFALO TRACE										
	Bracken		25	25		54	54		201	201
	Fleming		39	39	*	74	*		313	313
	Lewis		21	21		50	50		194	194
	Mason		58	58		82	82		431	431
	Robertson		*	*		18	18		47	47
	08 - Buffalo Trace		*	*	*	278	*		1,186	1,186
09 - GATEWAY										
	Bath		10	10		55	55	*	177	*
	Menifee		11	11		32	32	*	78	*
	Montgomery		29	29		98	98	*	238	*
	Morgan		19	19	*	50	*		171	171
	Rowan		21	21	*	77	*	*	285	*
	09 - Gateway Total		90	90	*	312	*	*	949	*
10 - FIVCO										
	Boyd		83	83		191	191	*	748	*
	Carter		44	44		110	110	*	396	*
	Elliott		9	9		26	26		71	71
	Greenup		45	45	*	119	*	*	466	*
	Lawrence		17	17		44	44	*	208	*
	10 - FIVCO Total		198	198	*	490	*	*	1,889	*

# 2021 ANNUAL ADMINISTRATIVE CLAIMS DATA REPORT - CARDIAC CATHETERIZATION

## Table 3 - Therapeutic and Diagnostic Cardiac Catheterization Procedures by Patient Origin

Source: Kentucky Inpatient Hospital Discharge Administrative Claims Data and Kentucky Outpatient Services Administrative Claims Data

ADD	County	All Therapeutic			Therapeutic & Diagnostic			All Diagnostic		
		Pediatric	Adult	Total	Pediatric	Adult	Total	Pediatric	Adult	Total
11 - BIG SANDY										
	Floyd	*	54	*	*	123	*	*	418	*
	Johnson		38	38	*	72	*	*	281	*
	Magoffin		20	20		48	48		141	141
	Martin		20	20	*	38	*	*	130	*
	Pike		109	109	*	170	*	*	703	*
	11 - Big Sandy Total	*	241	*	*	451	*	*	1,673	*
12 - KY RIVER										
	Breathitt		22	22		33	33	*	92	*
	Knott		20	20		34	34	*	165	*
	Lee		10	10		17	17		47	47
	Leslie		9	9		35	35		98	98
	Letcher		45	45	*	75	*		277	277
	Owsley		11	11		13	13		29	29
	Perry	*	47	*		69	69	*	315	*
	Wolfe		20	20		33	33	*	75	*
	12 - Kentucky River Total	*	184	*	*	309	*	*	1,098	*
13 - CUMBERLAND VALLEY										
	Bell		23	23	*	59	*		168	168
	Clay		22	22	*	60	*	*	225	*
	Harlan		21	21		83	83		237	237
	Jackson		15	15	*	48	*		122	122
	Knox		17	17		76	76		178	178
	Laurel		81	81		194	194	*	504	*
	Rockcastle		23	23		54	54	*	101	*
	Whitley		68	68	*	182	*	*	446	*
	13 - Cumberland Valley Total		270	270	*	756	*	*	1,981	*

## 2021 ANNUAL ADMINISTRATIVE CLAIMS DATA REPORT - CARDIAC CATHETERIZATION

### Table 3 - Therapeutic and Diagnostic Cardiac Catheterization Procedures by Patient Origin

Source: Kentucky Inpatient Hospital Discharge Administrative Claims Data and Kentucky Outpatient Services Administrative Claims Data

ADD	County	All Therapeutic			Therapeutic & Diagnostic			All Diagnostic		
		Pediatric	Adult	Total	Pediatric	Adult	Total	Pediatric	Adult	Total
14 - LAKE CUMBERLAND										
	Adair		29	29		71	71	*	204	*
	Casey		11	11		28	28		95	95
	Clinton		8	8		19	19		104	104
	Cumberland		6	6		30	30		89	89
	Green		9	9		34	34	*	80	*
	McCreary		23	23	*	73	*		221	221
	Pulaski		96	96	*	247	*	*	916	*
	Russell		24	24		57	57	*	206	*
	Taylor		40	40	*	62	*	*	241	*
	Wayne		19	19	*	69	*	*	245	*
14 - Lake Cumberland Total			265	265	*	690	*	*	2,401	*
15 - BLUEGRASS										
	Anderson	*	45	*		81	81		168	168
	Bourbon		35	35		74	74		191	191
	Boyle		37	37		95	95	*	142	*
	Clark		61	61	*	95	*	*	321	*
	Estill		24	24	*	45	*	*	125	*
	Fayette		489	489	*	589	*	13	1,477	1,490
	Franklin		75	75	*	141	*	*	402	*
	Garrard		33	33	*	55	*		113	113
	Harrison		23	23		116	116		326	326
	Jessamine		110	110	*	151	*	*	321	*

# 2021 ANNUAL ADMINISTRATIVE CLAIMS DATA REPORT - CARDIAC CATHETERIZATION

## Table 3 - Therapeutic and Diagnostic Cardiac Catheterization Procedures by Patient Origin

Source: Kentucky Inpatient Hospital Discharge Administrative Claims Data and Kentucky Outpatient Services Administrative Claims Data

ADD	County	All Therapeutic			Therapeutic & Diagnostic			All Diagnostic		
		Pediatric	Adult	Total	Pediatric	Adult	Total	Pediatric	Adult	Total
15 - BLUEGRASS (Cont.)										
	Lincoln		36	36	*	73	*		181	181
	Madison		112	112	*	209	*	*	487	*
	Mercer		36	36		60	60		155	155
	Nicholas		9	9		40	40		111	111
	Powell		17	17		34	34	*	117	*
	Scott		64	64	*	141	143	*	308	*
	Woodford		54	54	*	82	83	*	186	*
15 - Bluegrass Total		*	1,260	*	*	2,081	*	*	5,131	*
Out of State										
Out of State			451	451	13	1,267	1,280	47	3,432	3,479
Grand Total		*	*	6,090	*	*	14,236	283	38,204	38,487

# *SECTION III*

## *Trends in Cardiac Catheterization Utilization*



## 2021 ANNUAL ADMINISTRATIVE CLAIMS DATA REPORT - CARDIAC CATHETERIZATION

### Table 4 - Trend of Therapeutic and Diagnostic Cardiac Catheterization Procedures by Facility ADD

Source: Kentucky Inpatient Hospital Discharge Administrative Claims Data and Kentucky Outpatient Services Administrative Claims Data

Facility ADD	All Therapeutic					Therapeutic & Diagnostic					All Diagnostic				
	2017	2018	2019	2020	2021	2017	2018	2019	2020	2021	2017	2018	2019	2020	2021
01 - Purchase	888	1,285	1,429	1,125	538	852	865	939	738	*	3,374	3,299	3,709	2,727	*
02 - Pennyrile	314	348	436	286	*	304	284	331	226	*	1,109	1,027	1,106	802	*
03 - Green River	772	985	949	691	284	676	761	640	461	*	2,438	2,604	2,518	1,821	*
04 - Barren River	1,175	1,427	1,501	1,197	463	1,098	1,096	1,161	928	*	4,024	4,037	4,119	3,322	*
05 - Lincoln Trail	171	179	205	213	73	161	151	167	174	*	937	869	881	844	*
06 - KIPDA	4,031	4,864	4,683	3,679	*	3,622	3,755	3,537	2,831	*	13,436	13,366	12,649	9,638	*
07 - Northern Kentucky	1,415	1,761	1,972	1,498	*	1,236	1,306	1,428	1,129	*	4,381	4,433	4,791	3,748	3,083
08 - Buffalo Trace	499	452	318	280	*	250	206	163	170	*	1,359	1,259	1,150	1,050	1,137
09 - Gateway	197	173	161	136	21	177	142	145	123	*	714	614	705	572	*
10 - FIVCO	1,112	1,262	1,249	886	367	1,035	989	939	659	*	4,451	4,438	4,450	2,940	*
11 - Big Sandy	432	733	678	497	*	410	471	437	328	*	1,897	2,242	2,280	1,778	*
12 - Kentucky River	301	453	268	258	*	270	395	225	224	*	1,475	1,544	1,112	857	*
13 - Cumberland Valley	401	493	581	386	99	359	388	467	335	*	1,439	1,351	1,525	1,124	*
14 - Lake Cumberland	424	478	423	357	123	282	314	286	282	*	1,977	2,102	2,173	1,687	*
15 - Bluegrass	3,907	5,253	5,271	4,048	*	3,535	3,689	3,518	2,803	*	12,627	12,775	12,361	9,505	*
<b>Statewide</b>	<b>16,039</b>	<b>20,146</b>	<b>20,124</b>	<b>15,537</b>	<b>6,090</b>	<b>14,267</b>	<b>14,812</b>	<b>14,383</b>	<b>11,411</b>	<b>14,236</b>	<b>55,638</b>	<b>55,960</b>	<b>55,529</b>	<b>42,415</b>	<b>38,487</b>

\*Cells suppressed to protect patient privacy per KRS 216.2927



CABINET FOR HEALTH AND FAMILY SERVICES  
[CHFS.KY.GOV](http://CHFS.KY.GOV)