


For more information, please find archived Flu Reports at:
<https://chfs.ky.gov/agencies/dph/dehp/Pages/influenza.aspx>.

To find where you can get your flu shot: <https://www.vaccines.gov/find-vaccines/>.

Number of New Confirmed* Cases Reported this Week	1,307	<ul style="list-style-type: none"> ● No Activity ● Sporadic ● Local ● Regional ● Widespread 	<p>Current Influenza Activity Level: Regional</p> 
Number of Confirmed Cases for 2022-2023 Influenza	37,825		

***Confirmed:** Laboratory confirmed influenza cases are determined using the following test methods: RT-PCR, nucleic acid detection or viral culture. Laboratory-confirmed cases are reportable in Kentucky. (Please note that positive results using rapid influenza antigen tests are not included in this report).

Influenza-like Illness (ILI) Case Definition: Fever (temperature of 100°F [37.8°C] or higher) and a cough and /or a sore throat.

Regional: Outbreaks of influenza or increases in ILI and recent laboratory confirmed influenza in at least two, but less than half the regions of the state with recent laboratory evidence of influenza in those regions.

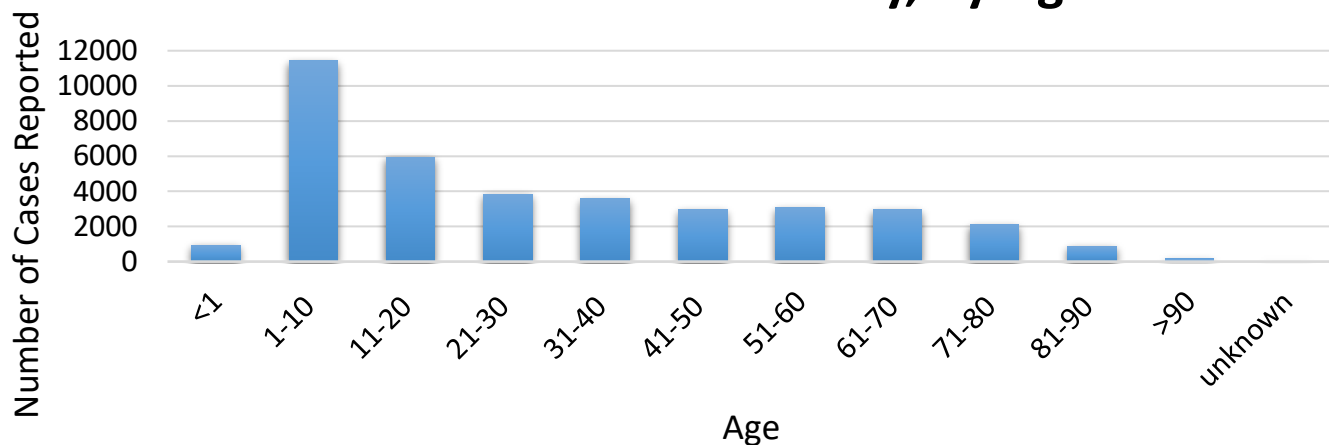
Total Deaths Reported for 2022-2023 Influenza Season

Under 18 Years	18 Years and Older
8	106

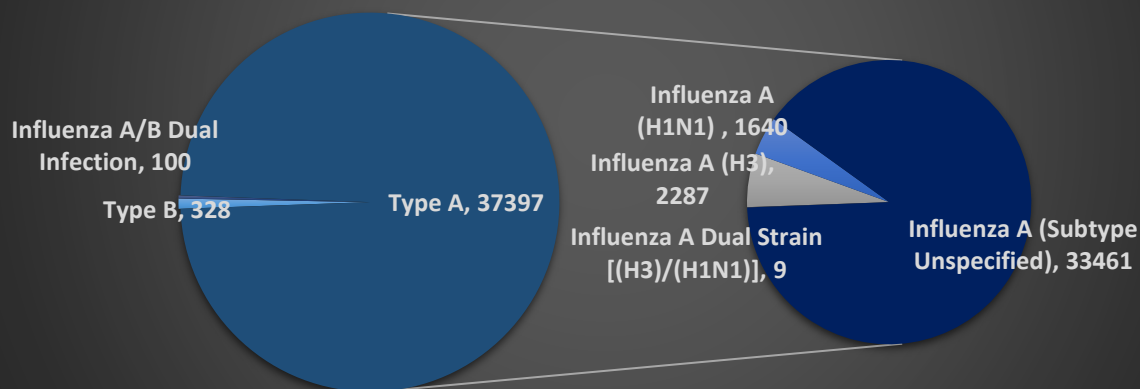
Total number of those deaths due to Flu and COVID-19 coinfection

Under 18 Years	18 Years and Older
0	3

2022-2023 Total Laboratory Confirmed Influenza Cases in Kentucky, by Age



Total 2022-2023 Influenza Virus Types Reported in Kentucky



Number of Regions with Increased ILI Activity for 2022-2023 Influenza Season

MMWR Week 52

3 of 16 Regions

Season Total

16 of 16 Regions

Number of Regions with Confirmed Flu Cases for 2022-2023 Influenza Season

MMWR Week 52

16 of 16 Regions

Season Total

16 of 16 Regions

Number of Long-Term Care Facility Outbreaks for 2022-2023 Influenza Season

MMWR Week 52

2 of 16 Regions

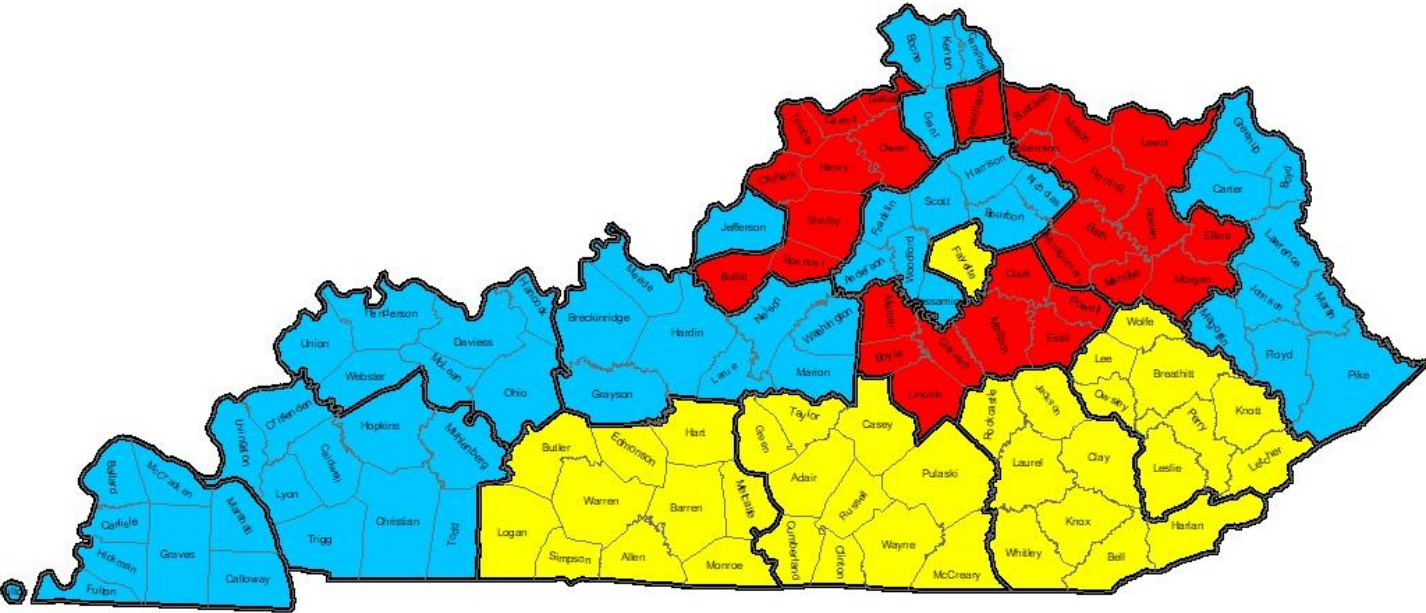
Season Total

63 Outbreaks

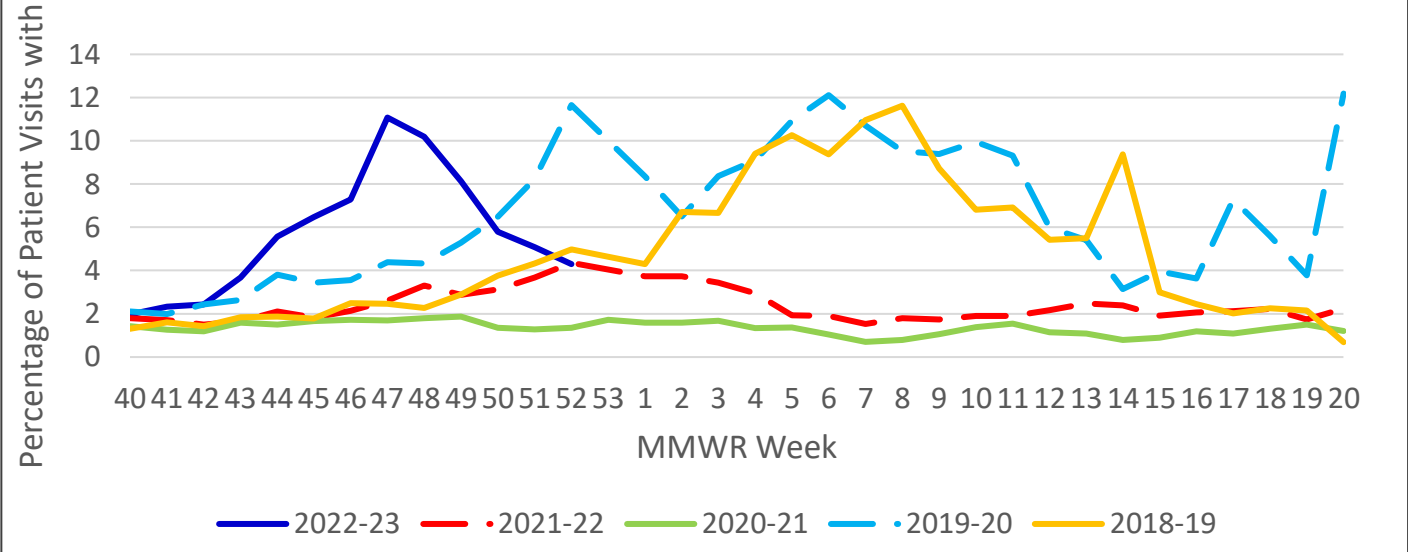
NOTE: Regions represent Kentucky's Department for Public Health epidemiologist territories.

County Flu Activity – MMWR WK 52

- Unknown – no activity reported
- Decreasing – less activity than previous week
- Plateau – no change in activity since previous week
- Increasing – more activity than previous week



Percentage of Patient Visits with ILI in Kentucky by MMWR Week Reported by ILINet Providers Statewide



MMWR Week 52: Total Confirmed* Influenza Cases by County

County	MMWR Week 52	2022-2023 Season Total
Adair	4	75
Allen	15	597
Anderson	4	28
Ballard	2	33
Barren	44	964
Bath	0	62
Bell	3	231
Boone	67	1325
Bourbon	2	47
Boyd	27	346
Boyle	1	122
Bracken	2	24
Breathitt	1	193
Breckinridge	0	128
Bullitt	27	381
Butler	2	60
Caldwell	0	27
Calloway	0	27
Campbell	37	752
Carlisle	0	29
Carroll	0	39
Carter	16	202
Casey	1	24
Christian	1	31
Clark	1	219
Clay	2	29
Clinton	4	83
Crittenden	0	36
Cumberland	0	14
Daviess	6	634
Edmonson	1	35
Elliott	1	52
Estill	0	25
Fayette	57	1827
Fleming	1	19
Floyd	39	724
Franklin	1	103
Fulton	5	49
Gallatin	3	73
Garrard	5	55

County	MMWR Week 52	2022-2023 Season Total
Grant	22	566
Graves	24	479
Grayson	0	19
Green	0	18
Greenup	6	109
Hancock	0	48
Hardin	13	235
Harlan	9	546
Harrison	9	189
Hart	15	247
Henderson	9	129
Henry	4	164
Hickman	3	30
Hopkins	3	583
Jackson	4	73
Jefferson	269	10228
Jessamine	17	423
Johnson	8	155
Kenton	95	2043
Knott	8	190
Knox	11	353
Larue	3	32
Laurel	13	516
Lawrence	2	33
Lee	0	41
Leslie	5	224
Letcher	25	325
Lewis	2	24
Lincoln	1	92
Livingston	0	80
Logan	1	143
Lyon	1	33
Madison	27	583
Magoffin	2	64
Marion	0	10
Marshall	10	222
Martin	1	21
Mason	0	15
McCracken	31	675
McCreary	2	77

County	MMWR Week 52	2022-2023 Season Total
McLean	1	67
Meade	3	28
Menifee	0	24
Mercer	1	41
Metcalfe	6	243
Monroe	15	230
Montgomery	1	217
Morgan	34	282
Muhlenberg	3	453
Nelson	5	373
Nicholas	0	30
Ohio	1	38
Oldham	18	333
Owen	0	58
Owsley	0	62
Pendleton	11	123
Perry	18	358
Pike	55	1384
Powell	1	114
Pulaski	4	74
Robertson	0	8
Rockcastle	0	38
Rowan	8	90
Russell	0	17
Scott	9	341
Shelby	17	445
Simpson	5	268
Spencer	4	126
Taylor	1	9
Todd	0	8
Trigg	0	10
Trimble	0	43
Union	0	8
Warren	25	1113
Washington	2	32
Wayne	0	24
Webster	1	132
Whitley	17	575
Wolfe	2	195
Woodford	2	50

Kentucky National Electronic Disease Surveillance System (NEDSS) and U.S. Outpatient Influenza-like Illness Surveillance Network (ILINet) Data.
 Department for Public Health, Cabinet for Health and Family Services, Frankfort, Kentucky, [December 25, 2022 – December 31, 2022].