


For more information, please find archived Flu Reports at:
<https://chfs.ky.gov/agencies/dph/dehp/Pages/influenza.aspx>.

To find where you can get your flu shot: <https://www.vaccines.gov/find-vaccines/>.

Number of New Confirmed* Cases Reported this Week	5,045	<ul style="list-style-type: none"> ● No Activity ● Sporadic ● Local ● Regional ● Widespread 	<p>Current Influenza Activity Level: Widespread</p> 
Number of Confirmed Cases for 2022-2023 Influenza	34,386		

***Confirmed:** Laboratory confirmed influenza cases are determined using the following test methods: RT-PCR, nucleic acid detection or viral culture. Laboratory-confirmed cases are reportable in Kentucky. (Please note that positive results using rapid influenza antigen tests are not included in this report).

Influenza-like Illness (ILI) Case Definition: Fever (temperature of 100°F [37.8°C] or higher) and a cough and /or a sore throat.

Widespread: Outbreaks of influenza or increases in ILI cases and recent laboratory-confirmed influenza in at least half the regions of the state with recent laboratory evidence of influenza in the state.

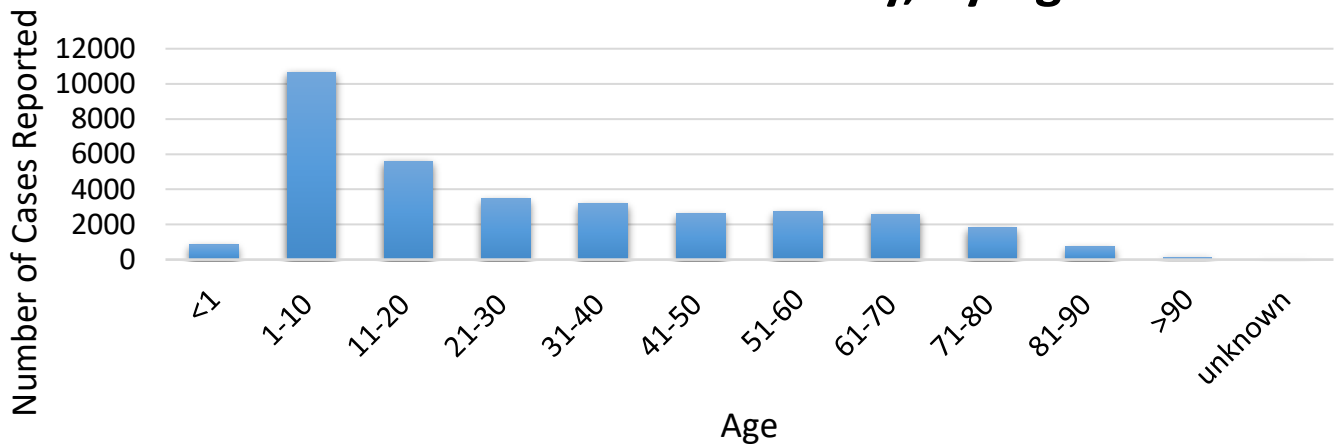
Total Deaths Reported for 2022-2023 Influenza Season

Under 18 Years	18 Years and Older
6	75

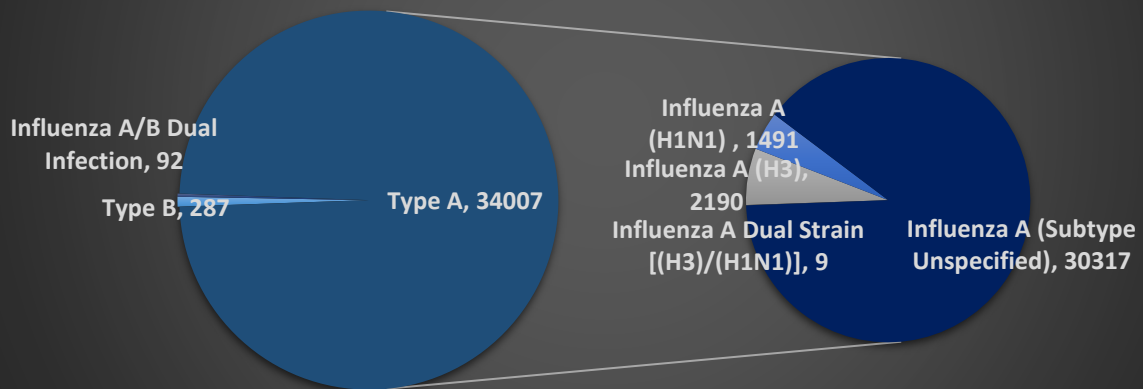
Total number of those deaths due to Flu and COVID-19 coinfection

Under 18 Years	18 Years and Older
0	1

2022-2023 Total Laboratory Confirmed Influenza Cases in Kentucky, by Age



Total 2022-2023 Influenza Virus Types Reported in Kentucky



Number of Regions with Increased ILI Activity for 2022-2023 Influenza Season

MMWR Week 50

0 of 16 Regions

Season Total

16 of 16 Regions

Number of Regions with Confirmed Flu Cases for 2022-2023 Influenza Season

MMWR Week 50

16 of 16 Regions

Season Total

16 of 16 Regions

Number of Long-Term Care Facility Outbreaks for 2022-2023 Influenza Season

MMWR Week 50


8 of 16 Regions

Season Total

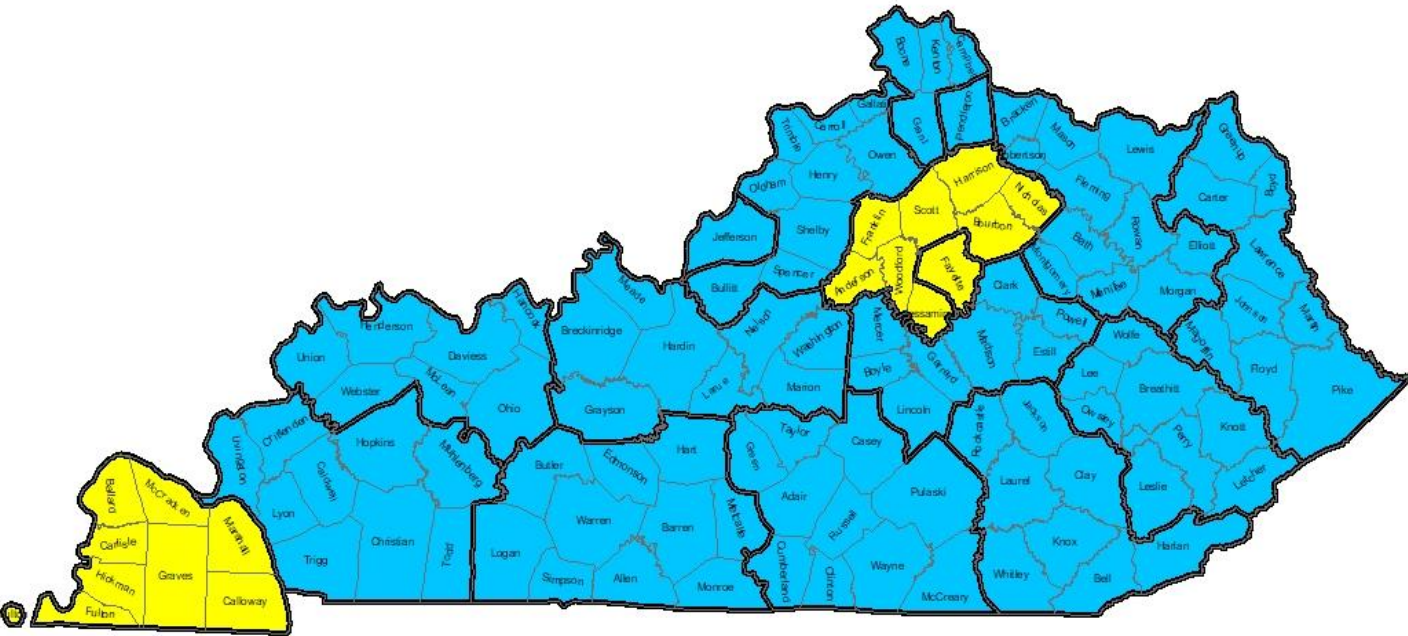
59 Outbreaks

NOTE: Regions represent Kentucky's Department for Public Health epidemiologist territories.

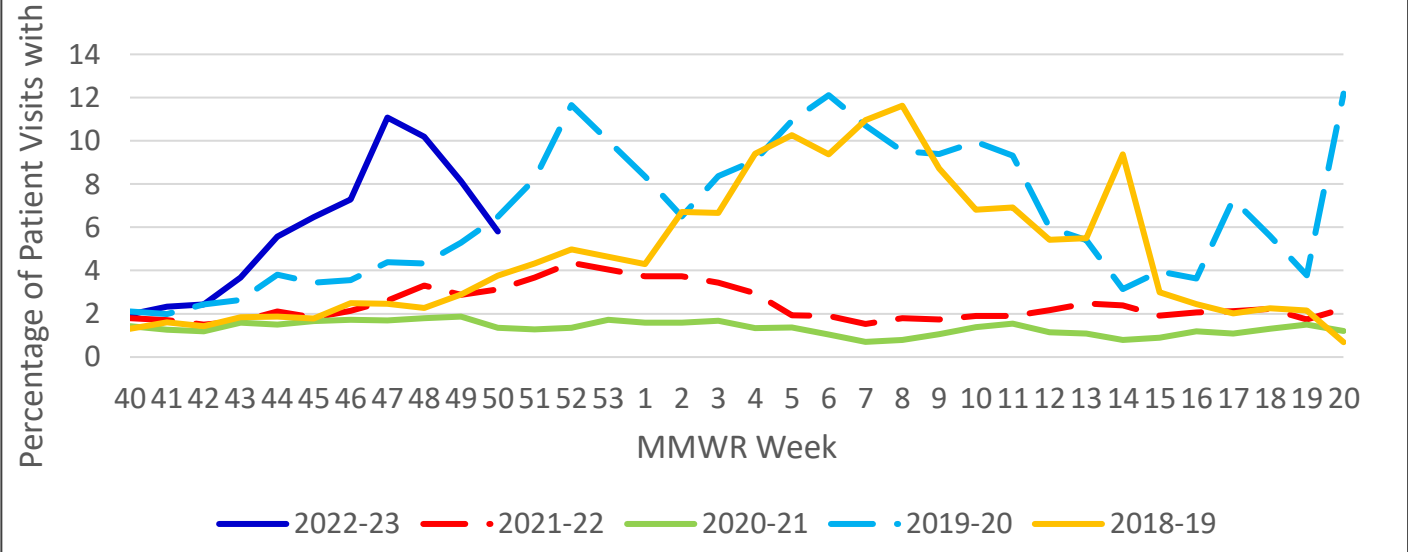
County Flu Activity – MMWR WK 50



- Unknown – no activity reported
- Decreasing – less activity than previous week
- Plateau – no change in activity since previous week
- Increasing – more activity than previous week



Percentage of Patient Visits with ILI in Kentucky by MMWR Week Reported by ILINet Providers Statewide



MMWR Week 50: Total Confirmed* Influenza Cases by County

County	MMWR Week 50	2022-2023 Season Total
Adair	6	64
Allen	19	576
Anderson	3	24
Ballard	0	31
Barren	91	872
Bath	7	56
Bell	24	217
Boone	158	1198
Bourbon	4	43
Boyd	71	275
Boyle	37	120
Bracken	4	21
Breathitt	12	188
Breckinridge	16	117
Bullitt	149	312
Butler	11	58
Caldwell	0	27
Calloway	2	27
Campbell	122	689
Carlisle	4	28
Carroll	3	37
Carter	65	170
Casey	7	22
Christian	0	30
Clark	6	218
Clay	2	20
Clinton	4	76
Crittenden	1	36
Cumberland	0	12
Daviess	108	567
Edmonson	2	32
Elliott	16	48
Estill	1	24
Fayette	147	1710
Fleming	2	17
Floyd	136	633
Franklin	36	86
Fulton	8	40
Gallatin	2	65
Garrard	6	46

County	MMWR Week 50	2022-2023 Season Total
Grant	100	498
Graves	35	435
Grayson	5	17
Green	2	18
Greenup	17	90
Hancock	8	41
Hardin	92	171
Harlan	75	496
Harrison	39	168
Hart	21	217
Henderson	15	111
Henry	40	151
Hickman	4	24
Hopkins	46	562
Jackson	16	63
Jefferson	1578	9308
Jessamine	18	384
Johnson	27	123
Kenton	262	1849
Knott	32	174
Knox	33	322
Larue	9	24
Laurel	43	483
Lawrence	7	27
Lee	9	40
Leslie	82	199
Letcher	33	282
Lewis	6	20
Lincoln	10	90
Livingston	7	79
Logan	20	136
Lyon	1	30
Madison	40	545
Magoffin	6	61
Marion	2	9
Marshall	17	207
Martin	2	17
Mason	4	15
McCracken	44	631
McCreary	4	68

County	MMWR Week 50	2022-2023 Season Total
McLean	6	64
Meade	5	22
Menifee	2	22
Mercer	4	40
Metcalfe	35	223
Monroe	17	207
Montgomery	9	212
Morgan	73	243
Muhlenberg	36	434
Nelson	30	345
Nicholas	6	27
Ohio	4	36
Oldham	90	283
Owen	5	52
Owsley	1	62
Pendleton	14	99
Perry	74	312
Pike	168	1239
Powell	6	113
Pulaski	3	64
Robertson	1	8
Rockcastle	3	38
Rowan	12	67
Russell	0	17
Scott	17	328
Shelby	107	389
Simpson	10	255
Spencer	36	105
Taylor	0	7
Todd	1	8
Trigg	1	9
Trimble	11	35
Union	1	7
Warren	69	1054
Washington	2	28
Wayne	1	23
Webster	7	126
Whitley	65	532
Wolfe	1	186
Woodford	9	48

Kentucky National Electronic Disease Surveillance System (NEDSS) and U.S. Outpatient Influenza-like Illness Surveillance Network (ILINet) Data.
 Department for Public Health, Cabinet for Health and Family Services, Frankfort, Kentucky, [December 11, 2022 – December 17, 2022].