


For more information, please find archived Flu Reports at:  
<https://chfs.ky.gov/agencies/dph/dehp/Pages/influenza.aspx>.

To find where you can get your flu shot: <https://www.vaccines.gov/find-vaccines/>.

|                                                   |               |                                                                                                                                                                                                                                                                                                                              |                                                                                                                                                           |
|---------------------------------------------------|---------------|------------------------------------------------------------------------------------------------------------------------------------------------------------------------------------------------------------------------------------------------------------------------------------------------------------------------------|-----------------------------------------------------------------------------------------------------------------------------------------------------------|
| Number of New Confirmed* Cases Reported this Week | <b>6,378</b>  | <ul style="list-style-type: none"> <li><span style="color: blue;">●</span> No Activity</li> <li><span style="color: green;">●</span> Sporadic</li> <li><span style="color: yellow;">●</span> Local</li> <li><span style="color: orange;">●</span> Regional</li> <li><span style="color: red;">●</span> Widespread</li> </ul> | <p><b>Current Influenza Activity Level:</b><br/><b>Widespread</b></p>  |
| Number of Confirmed Cases for 2022-2023 Influenza | <b>15,909</b> |                                                                                                                                                                                                                                                                                                                              |                                                                                                                                                           |

**\*Confirmed:** Laboratory confirmed influenza cases are determined using the following test methods: RT-PCR, nucleic acid detection or viral culture. Laboratory-confirmed cases are reportable in Kentucky. (Please note that positive results using rapid influenza antigen tests are not included in this report).

**Influenza-like Illness (ILI) Case Definition:** Fever (temperature of 100°F [37.8°C] or higher) and a cough and /or a sore throat.

**Widespread:** Outbreaks of influenza or increases in ILI cases and recent laboratory-confirmed influenza in at least half the regions of the state with recent laboratory evidence of influenza in the state.

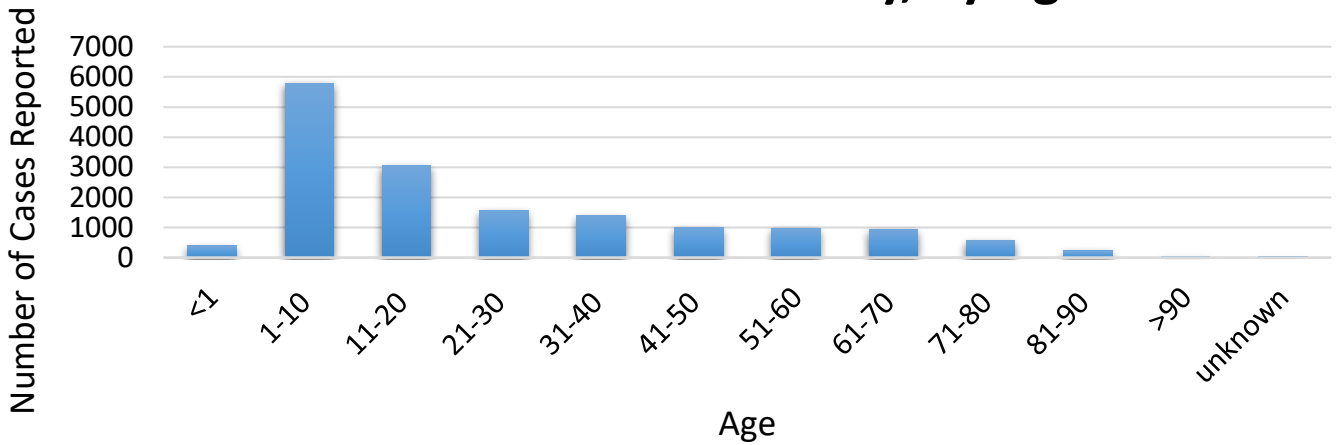
### Total Deaths Reported for 2022-2023 Influenza Season

| Under 18 Years | 18 Years and Older |
|----------------|--------------------|
| 1              | 13                 |

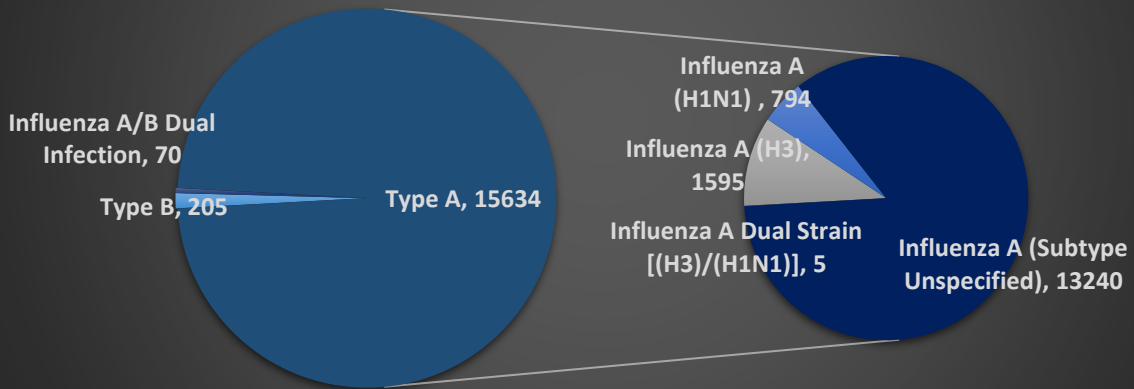
### Total number of those deaths due to Flu and COVID-19 coinfection

| Under 18 Years | 18 Years and Older |
|----------------|--------------------|
| 0              | 1                  |

## 2022-2023 Total Laboratory Confirmed Influenza Cases in Kentucky, by Age



## Total 2022-2023 Influenza Virus Types Reported in Kentucky



### Number of Regions with Increased ILI Activity for 2022-2023 Influenza Season

| MMWR Week 47     | Season Total     |
|------------------|------------------|
| 16 of 16 Regions | 16 of 16 Regions |

### Number of Regions with Confirmed Flu Cases for 2022-2023 Influenza Season

| MMWR Week 47     | Season Total     |
|------------------|------------------|
| 16 of 16 Regions | 16 of 16 Regions |

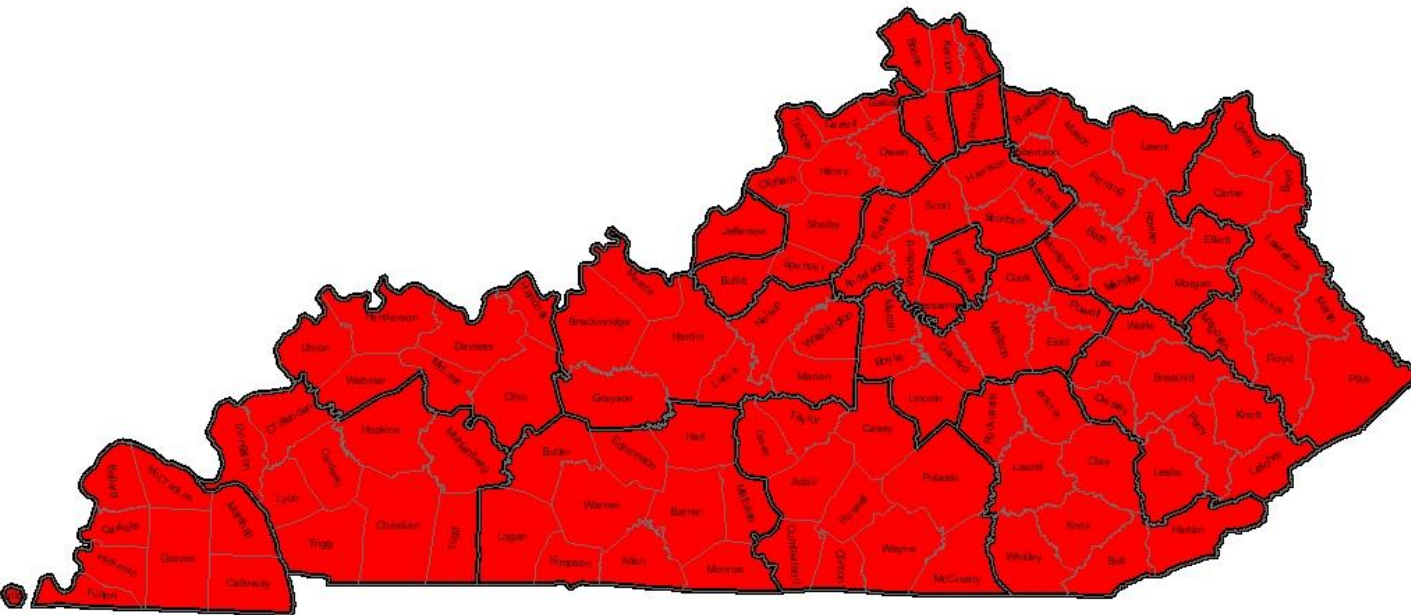
**NOTE:** Regions represent Kentucky's Department for Public Health epidemiologist territories.

### Number of Long-Term Care Facility Outbreaks for 2022-2023 Influenza Season

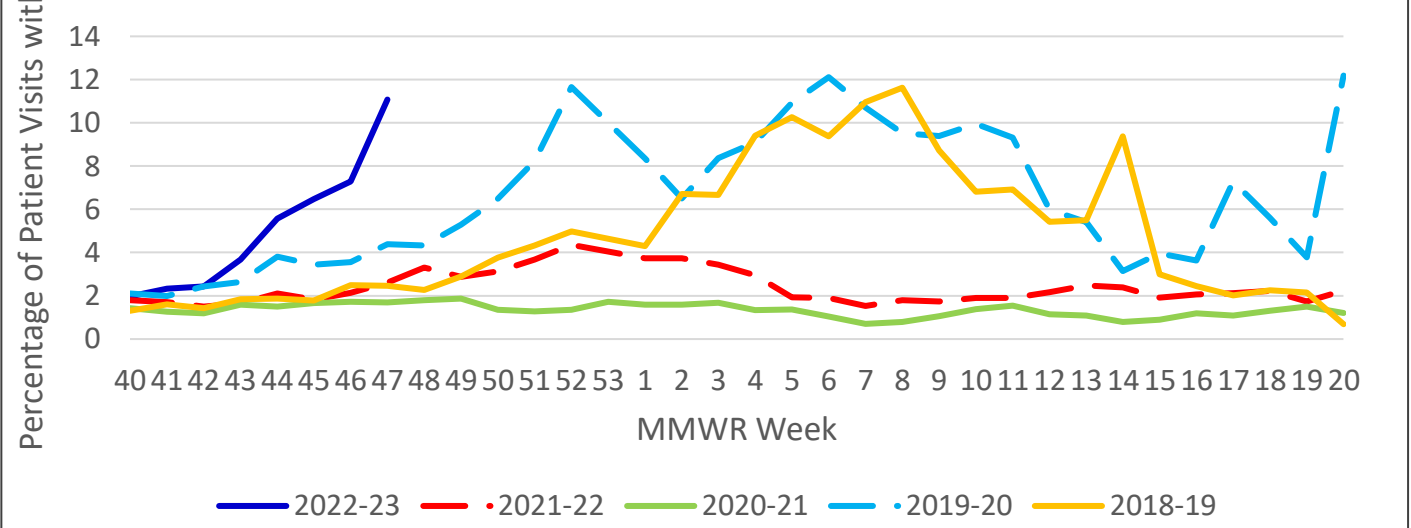
| MMWR Week 47    | Season Total |
|-----------------|--------------|
| 3 of 16 Regions | 7 Outbreaks  |

**County Flu Activity – MMWR WK 47**

- Unknown – no activity reported
- Decreasing – less activity than previous week
- Plateau – no change in activity since previous week
- Increasing – more activity than previous week



Percentage of Patient Visits with ILI in Kentucky by MMWR Week Reported by ILINet Providers Statewide





# MMWR Week 47: Total Confirmed\* Influenza Cases by County

| County       | MMWR Week 47 | 2022-2023 Season Total |
|--------------|--------------|------------------------|
| Adair        | 6            | 40                     |
| Allen        | 78           | 450                    |
| Anderson     | 5            | 10                     |
| Ballard      | 3            | 30                     |
| Barren       | 190          | 346                    |
| Bath         | 5            | 32                     |
| Bell         | 64           | 107                    |
| Boone        | 162          | 399                    |
| Bourbon      | 13           | 24                     |
| Boyd         | 2            | 13                     |
| Boyle        | 21           | 67                     |
| Bracken      | 3            | 7                      |
| Breathitt    | 76           | 141                    |
| Breckinridge | 6            | 33                     |
| Bullitt      | 41           | 95                     |
| Butler       | 3            | 25                     |
| Caldwell     | 1            | 24                     |
| Calloway     | 3            | 23                     |
| Campbell     | 96           | 220                    |
| Carlisle     | 2            | 21                     |
| Carroll      | 4            | 16                     |
| Carter       | 2            | 23                     |
| Casey        | 1            | 4                      |
| Christian    | 3            | 15                     |
| Clark        | 98           | 187                    |
| Clay         | 3            | 8                      |
| Clinton      | 32           | 44                     |
| Crittenden   | 4            | 30                     |
| Cumberland   | 0            | 4                      |
| Daviess      | 0            | 4                      |
| Edmonson     | 7            | 23                     |
| Elliott      | 2            | 10                     |
| Estill       | 0            | 12                     |
| Fayette      | 311          | 762                    |
| Fleming      | 0            | 11                     |
| Floyd        | 104          | 197                    |
| Franklin     | 5            | 27                     |
| Fulton       | 10           | 25                     |
| Gallatin     | 18           | 22                     |
| Garrard      | 10           | 21                     |

| County     | MMWR Week 47 | 2022-2023 Season Total |
|------------|--------------|------------------------|
| Grant      | 61           | 155                    |
| Graves     | 30           | 373                    |
| Grayson    | 3            | 4                      |
| Green      | 4            | 6                      |
| Greenup    | 0            | 5                      |
| Hancock    | 1            | 1                      |
| Hardin     | 16           | 45                     |
| Harlan     | 138          | 237                    |
| Harrison   | 19           | 76                     |
| Hart       | 39           | 71                     |
| Henderson  | 1            | 11                     |
| Henry      | 21           | 47                     |
| Hickman    | 6            | 16                     |
| Hopkins    | 134          | 334                    |
| Jackson    | 8            | 15                     |
| Jefferson  | 2327         | 4856                   |
| Jessamine  | 77           | 260                    |
| Johnson    | 7            | 17                     |
| Kenton     | 236          | 679                    |
| Knott      | 23           | 33                     |
| Knox       | 91           | 137                    |
| Larue      | 4            | 5                      |
| Laurel     | 86           | 209                    |
| Lawrence   | 0            | 4                      |
| Lee        | 10           | 23                     |
| Leslie     | 5            | 15                     |
| Letcher    | 105          | 117                    |
| Lewis      | 1            | 2                      |
| Lincoln    | 7            | 66                     |
| Livingston | 18           | 63                     |
| Logan      | 14           | 64                     |
| Lyon       | 1            | 24                     |
| Madison    | 72           | 336                    |
| Magoffin   | 5            | 19                     |
| Marion     | 2            | 5                      |
| Marshall   | 39           | 155                    |
| Martin     | 0            | 4                      |
| Mason      | 0            | 2                      |
| McCracken  | 67           | 461                    |
| McCreary   | 11           | 41                     |

| County     | MMWR Week 47 | 2022-2023 Season Total |
|------------|--------------|------------------------|
| McLean     | 5            | 7                      |
| Meade      | 5            | 11                     |
| Menifee    | 3            | 19                     |
| Mercer     | 5            | 25                     |
| Metcalfe   | 49           | 94                     |
| Monroe     | 62           | 93                     |
| Montgomery | 46           | 163                    |
| Morgan     | 29           | 79                     |
| Muhlenberg | 10           | 25                     |
| Nelson     | 65           | 125                    |
| Nicholas   | 7            | 13                     |
| Ohio       | 2            | 5                      |
| Oldham     | 66           | 102                    |
| Owen       | 22           | 36                     |
| Owsley     | 15           | 43                     |
| Pendleton  | 24           | 36                     |
| Perry      | 42           | 85                     |
| Pike       | 232          | 457                    |
| Powell     | 23           | 93                     |
| Pulaski    | 18           | 22                     |
| Robertson  | 1            | 5                      |
| Rockcastle | 12           | 24                     |
| Rowan      | 4            | 46                     |
| Russell    | 5            | 11                     |
| Scott      | 10           | 186                    |
| Shelby     | 68           | 158                    |
| Simpson    | 59           | 179                    |
| Spencer    | 15           | 40                     |
| Taylor     | 1            | 3                      |
| Todd       | 1            | 2                      |
| Trigg      | 0            | 3                      |
| Trimble    | 8            | 13                     |
| Union      | 0            | 1                      |
| Warren     | 168          | 701                    |
| Washington | 5            | 12                     |
| Wayne      | 2            | 17                     |
| Webster    | 34           | 64                     |
| Whitley    | 107          | 195                    |
| Wolfe      | 58           | 154                    |
| Woodford   | 7            | 17                     |

Kentucky National Electronic Disease Surveillance System (NEDSS) and U.S. Outpatient Influenza-like Illness Surveillance Network (ILINet) Data.  
 Department for Public Health, Cabinet for Health and Family Services, Frankfort, Kentucky, [November 20, 2022 – November 26, 2022].