


For more information, please find archived Flu Reports at:  
<https://chfs.ky.gov/agencies/dph/dehp/Pages/influenza.aspx>.

To find where you can get your flu shot: <https://www.vaccines.gov/find-vaccines/>.

Number of New Confirmed* Cases Reported this Week	96	<ul style="list-style-type: none"> <li><span style="color: blue;">●</span> No Activity</li> <li><span style="color: green;">●</span> Sporadic</li> <li><span style="color: yellow;">●</span> Local</li> <li><span style="color: orange;">●</span> Regional</li> <li><span style="color: red;">●</span> Widespread</li> </ul>	<p style="text-align: center;"><b>Current Influenza Activity Level:</b>  <span style="color: orange; font-size: 1.5em; font-weight: bold;">Regional</span></p> <div style="text-align: center;"></div>
Number of Confirmed Cases for 2022-2023 Influenza	42,372		

**\*Confirmed:** Laboratory confirmed influenza cases are determined using the following test methods: RT-PCR, nucleic acid detection or viral culture. Laboratory-confirmed cases are reportable in Kentucky. (Please note that positive results using rapid influenza antigen tests are not included in this report).

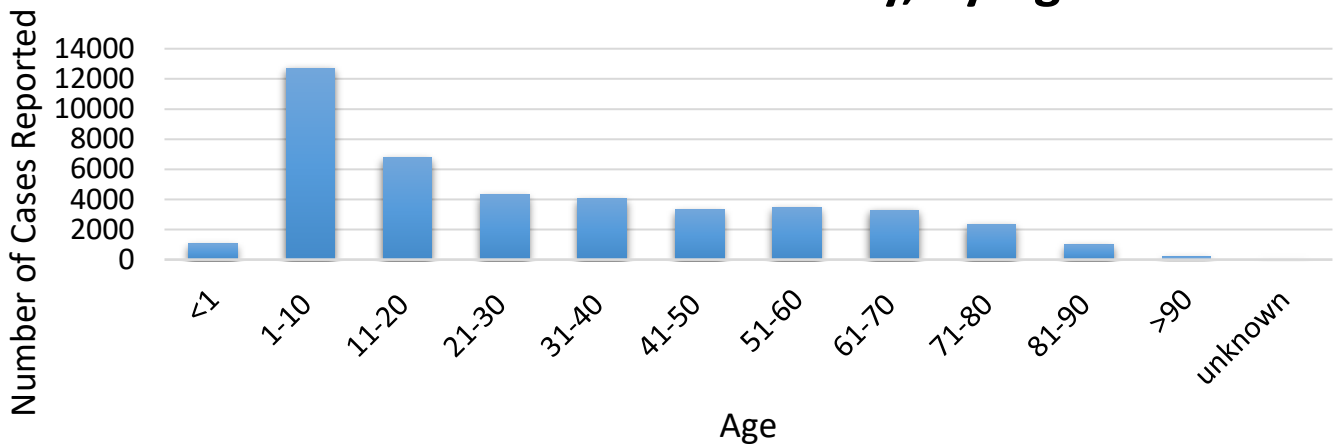
**Influenza-like Illness (ILI) Case Definition:** Fever (temperature of 100°F [37.8°C] or higher) and a cough and /or a sore throat.

**Regional:** Outbreaks of influenza or increases in ILI and recent laboratory confirmed influenza in at least two, but less than half the regions of the state with recent laboratory evidence of influenza in those regions.

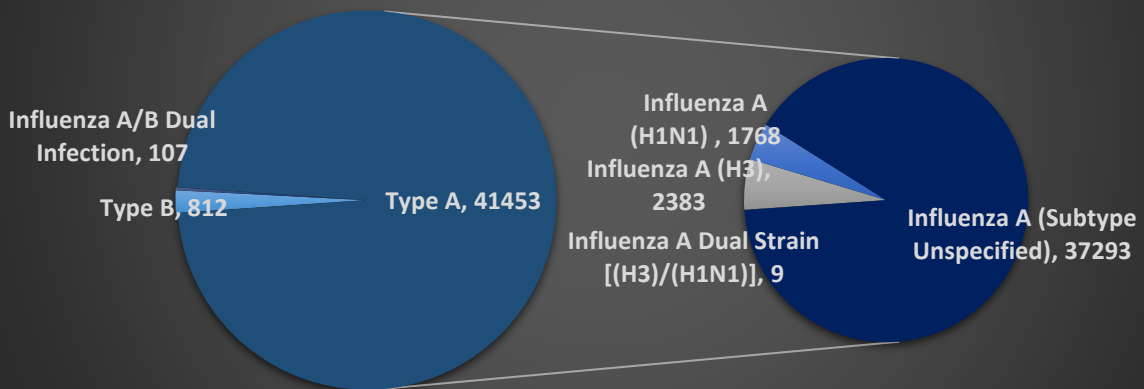
Total Deaths Reported for 2022-2023 Influenza Season	
Under 18 Years	18 Years and Older
9	131

Total number of those deaths due to Flu and COVID-19 coinfection	
Under 18 Years	18 Years and Older
0	6

## 2022-2023 Total Laboratory Confirmed Influenza Cases in Kentucky, by Age



## Total 2022-2023 Influenza Virus Types Reported in Kentucky



### Number of Regions with Increased ILI Activity for 2022-2023 Influenza Season

MMWR Week 10	Season Total
2 of 16 Regions	16 of 16 Regions

### Number of Regions with Confirmed Flu Cases for 2022-2023 Influenza Season


MMWR Week 10	Season Total
13 of 16 Regions	16 of 16 Regions

### Number of Long-Term Care Facility Outbreaks for 2022-2023 Influenza Season

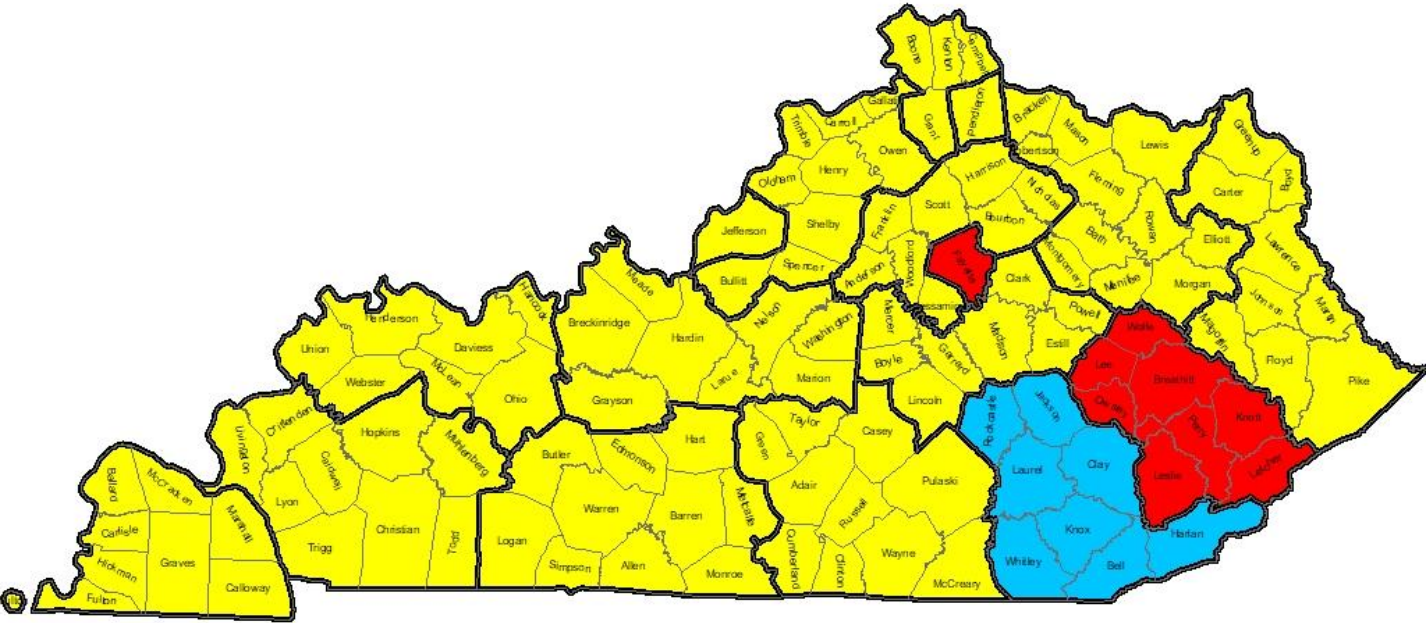
MMWR Week 10	Season Total
0 of 16 Regions	68 Outbreaks

**NOTE:** Regions represent Kentucky's Department for Public Health epidemiologist territories.

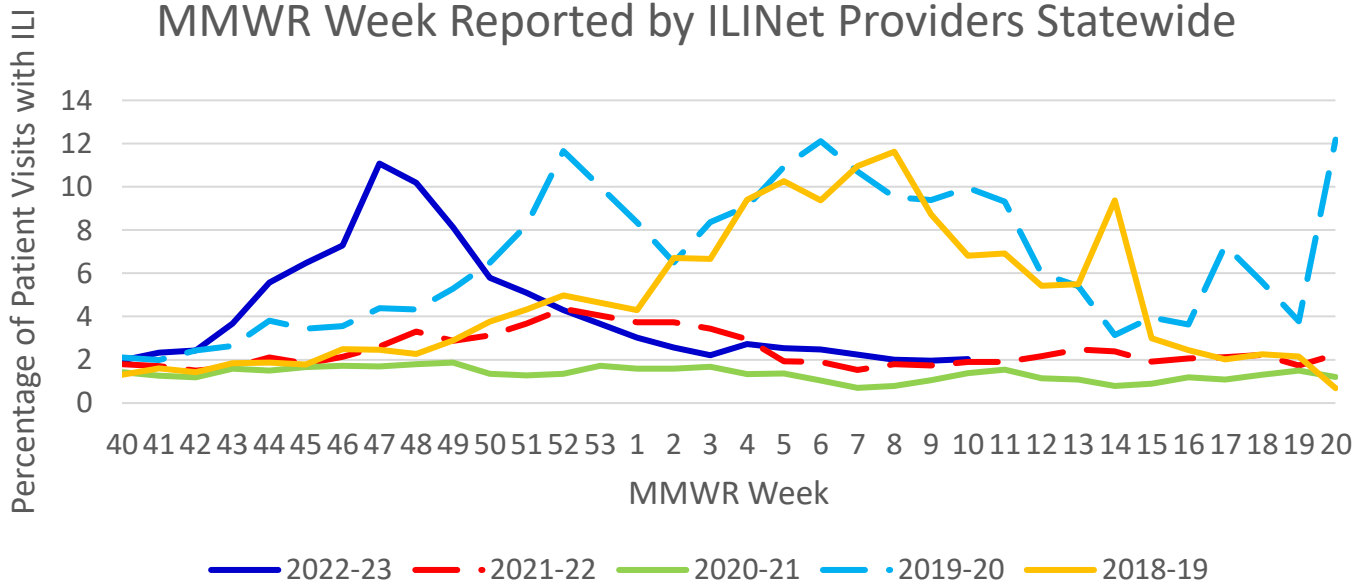
### County Flu Activity – MMWR WK 10



- Unknown – no activity reported
- Decreasing – less activity than previous week
- Plateau – no change in activity since previous week
- Increasing – more activity than previous week



### Percentage of Patient Visits with ILI in Kentucky by MMWR Week Reported by ILINet Providers Statewide





# MMWR Week 10: Total Confirmed\* Influenza Cases by County

County	MMWR Week 10	2022-2023 Season Total
Adair	0	78
Allen	0	605
Anderson	0	40
Ballard	0	34
Barren	7	1039
Bath	0	67
Bell	0	235
Boone	3	1386
Bourbon	1	82
Boyd	0	426
Boyle	0	135
Bracken	0	27
Breathitt	1	197
Breckinridge	0	138
Bullitt	1	427
Butler	0	62
Caldwell	0	27
Calloway	0	28
Campbell	0	830
Carlisle	0	30
Carroll	0	41
Carter	0	220
Casey	0	26
Christian	1	33
Clark	0	253
Clay	0	29
Clinton	0	85
Crittenden	0	36
Cumberland	0	14
Daviess	3	684
Edmonson	0	38
Elliott	0	57
Estill	0	27
Fayette	3	3401
Fleming	0	27
Floyd	7	829
Franklin	1	145
Fulton	0	50
Gallatin	0	79
Garrard	2	80

County	MMWR Week 10	2022-2023 Season Total
Grant	0	594
Graves	0	492
Grayson	0	20
Green	0	19
Greenup	0	121
Hancock	0	49
Hardin	0	279
Harlan	0	558
Harrison	0	200
Hart	1	266
Henderson	0	135
Henry	0	167
Hickman	0	31
Hopkins	1	611
Jackson	1	84
Jefferson	27	11028
Jessamine	2	604
Johnson	0	161
Kenton	3	2167
Knott	0	194
Knox	0	366
Larue	0	40
Laurel	0	535
Lawrence	0	40
Lee	0	42
Leslie	0	229
Letcher	2	336
Lewis	0	27
Lincoln	7	136
Livingston	0	80
Logan	0	154
Lyon	0	33
Madison	2	683
Magoffin	0	65
Marion	0	11
Marshall	0	228
Martin	0	25
Mason	0	15
McCracken	0	702
McCreary	0	83

County	MMWR Week 10	2022-2023 Season Total
McLean	0	72
Meade	0	31
Menifee	0	29
Mercer	1	59
Metcalfe	2	257
Monroe	1	240
Montgomery	0	228
Morgan	0	291
Muhlenberg	3	499
Nelson	2	397
Nicholas	0	32
Ohio	0	47
Oldham	0	368
Owen	0	61
Owsley	0	65
Pendleton	0	134
Perry	0	370
Pike	3	1425
Powell	0	117
Pulaski	0	95
Robertson	0	8
Rockcastle	0	42
Rowan	0	99
Russell	0	18
Scott	2	458
Shelby	0	462
Simpson	1	278
Spencer	0	139
Taylor	0	9
Todd	0	10
Trigg	0	10
Trimble	0	49
Union	0	9
Warren	4	1174
Washington	0	34
Wayne	0	24
Webster	0	139
Whitley	1	592
Wolfe	0	195
Woodford	0	149

Kentucky National Electronic Disease Surveillance System (NEDSS) and U.S. Outpatient Influenza-like Illness Surveillance Network (ILINet) Data.  
 Department for Public Health, Cabinet for Health and Family Services, Frankfort, Kentucky, [March 5, 2023 – March 11, 2023].