

For more information, please find archived Flu Reports at:

<https://chfs.ky.gov/agencies/dph/dehp/Pages/influenza.aspx>.

To find where you can get your flu shot: <https://www.vaccines.gov/find-vaccines/>.

Number of
New
Confirmed*
Cases Reported
this Week

165

 No Activity

 Sporadic


 Local

 Regional

 Widespread

Current
Influenza
Activity Level:

Local



Number of
Confirmed
Cases for
2022-2023
Influenza

42,048

***Confirmed:** Laboratory confirmed influenza cases are determined using the following test methods: RT-PCR, nucleic acid detection or viral culture. Laboratory-confirmed cases are reportable in Kentucky. (Please note that positive results using rapid influenza antigen tests are not included in this report).

Influenza-like Illness (ILI) Case Definition: Fever (temperature of 100°F [37.8°C] or higher) and a cough and /or a sore throat.

Local: Outbreaks of influenza or increases in ILI cases and recent laboratory-confirmed influenza in a single region of the state.

Total Deaths Reported for 2022-2023 Influenza Season

Under 18 Years

18 Years and Older

8

128

Total number of those deaths due to Flu and COVID-19 coinfection

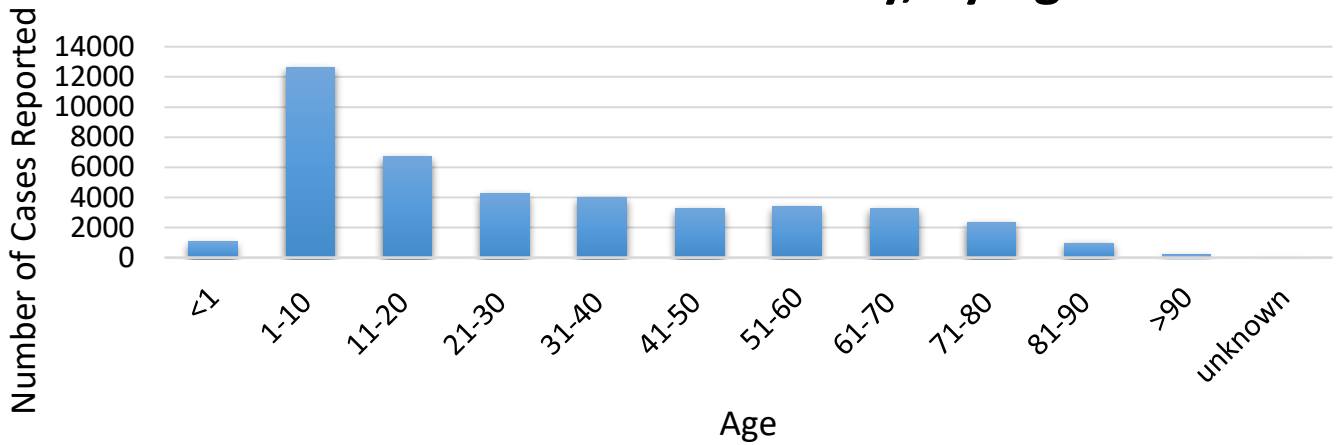
Under 18 Years

18 Years and Older

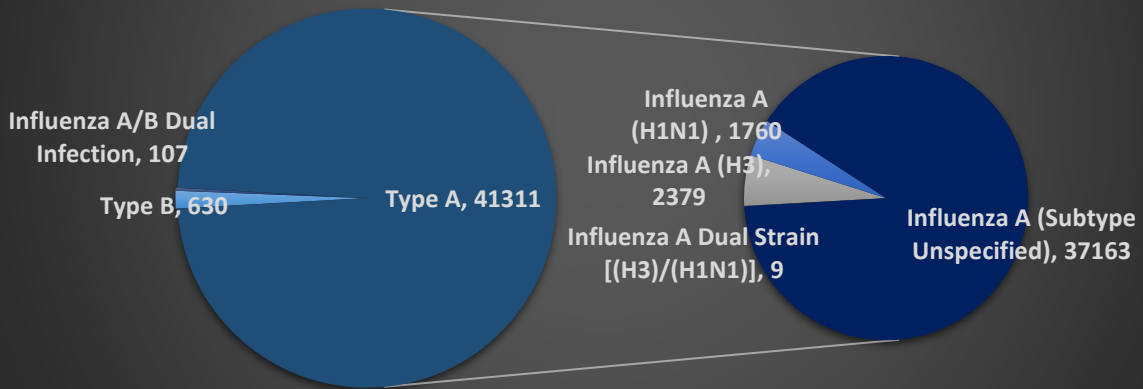
0

5

2022-2023 Total Laboratory Confirmed Influenza Cases in Kentucky, by Age



Total 2022-2023 Influenza Virus Types Reported in Kentucky



Number of Regions with Increased ILI Activity for 2022-2023 Influenza Season

| MMWR Week 07 | Season Total |
|-----------------|------------------|
| 1 of 16 Regions | 16 of 16 Regions |

Number of Regions with Confirmed Flu Cases for 2022-2023 Influenza Season

| MMWR Week 07 | Season Total |
|------------------|------------------|
| 13 of 16 Regions | 16 of 16 Regions |

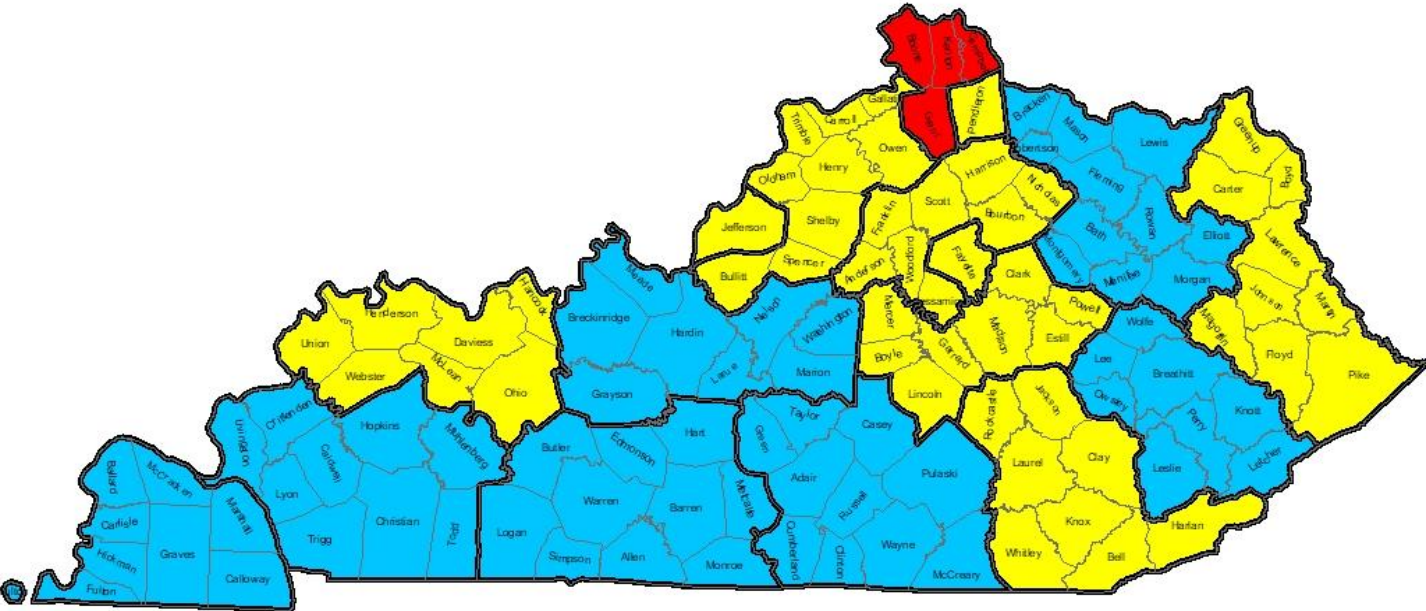
Number of Long-Term Care Facility Outbreaks for 2022-2023 Influenza Season

| MMWR Week 07 | Season Total |
|-----------------|--------------|
| 0 of 16 Regions | 68 Outbreaks |

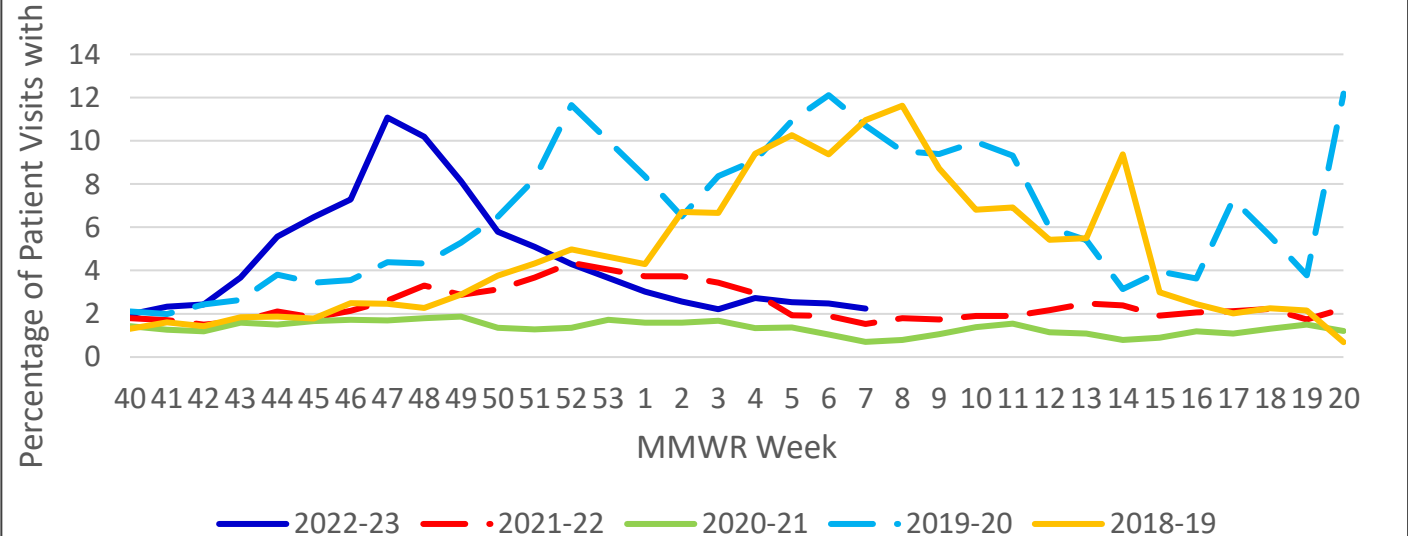
NOTE: Regions represent Kentucky's Department for Public Health epidemiologist territories.

County Flu Activity – MMWR WK 07

- Unknown – no activity reported
- Decreasing – less activity than previous week
- Plateau – no change in activity since previous week
- Increasing – more activity than previous week



Percentage of Patient Visits with ILI in Kentucky by MMWR Week Reported by ILINet Providers Statewide



MMWR Week 07: Total Confirmed* Influenza Cases by County

| County | MMWR Week 07 | 2022-2023 Season Total |
|--------------|--------------|------------------------|
| Adair | 0 | 78 |
| Allen | 1 | 605 |
| Anderson | 1 | 40 |
| Ballard | 0 | 34 |
| Barren | 3 | 1026 |
| Bath | 0 | 67 |
| Bell | 0 | 235 |
| Boone | 0 | 1377 |
| Bourbon | 0 | 81 |
| Boyd | 1 | 426 |
| Boyle | 1 | 135 |
| Bracken | 0 | 27 |
| Breathitt | 0 | 196 |
| Breckinridge | 0 | 138 |
| Bullitt | 2 | 425 |
| Butler | 0 | 62 |
| Caldwell | 0 | 27 |
| Calloway | 0 | 28 |
| Campbell | 2 | 825 |
| Carlisle | 0 | 30 |
| Carroll | 0 | 41 |
| Carter | 0 | 220 |
| Casey | 0 | 25 |
| Christian | 0 | 32 |
| Clark | 4 | 248 |
| Clay | 0 | 29 |
| Clinton | 0 | 85 |
| Crittenden | 0 | 36 |
| Cumberland | 0 | 14 |
| Daviess | 0 | 680 |
| Edmonson | 0 | 38 |
| Elliott | 1 | 57 |
| Estill | 1 | 27 |
| Fayette | 29 | 3364 |
| Fleming | 0 | 26 |
| Floyd | 23 | 803 |
| Franklin | 5 | 140 |
| Fulton | 0 | 50 |
| Gallatin | 1 | 78 |
| Garrard | 4 | 73 |

| County | MMWR Week 07 | 2022-2023 Season Total |
|------------|--------------|------------------------|
| Grant | 0 | 592 |
| Graves | 0 | 492 |
| Grayson | 0 | 20 |
| Green | 0 | 19 |
| Greenup | 0 | 121 |
| Hancock | 0 | 49 |
| Hardin | 2 | 271 |
| Harlan | 1 | 558 |
| Harrison | 2 | 200 |
| Hart | 0 | 265 |
| Henderson | 0 | 135 |
| Henry | 0 | 167 |
| Hickman | 0 | 31 |
| Hopkins | 1 | 607 |
| Jackson | 0 | 83 |
| Jefferson | 34 | 10956 |
| Jessamine | 1 | 596 |
| Johnson | 0 | 161 |
| Kenton | 8 | 2145 |
| Knott | 0 | 194 |
| Knox | 0 | 366 |
| Larue | 2 | 40 |
| Laurel | 0 | 535 |
| Lawrence | 0 | 40 |
| Lee | 0 | 42 |
| Leslie | 0 | 229 |
| Letcher | 0 | 334 |
| Lewis | 0 | 27 |
| Lincoln | 1 | 114 |
| Livingston | 0 | 80 |
| Logan | 0 | 153 |
| Lyon | 0 | 33 |
| Madison | 4 | 679 |
| Magoffin | 0 | 65 |
| Marion | 0 | 11 |
| Marshall | 0 | 228 |
| Martin | 0 | 23 |
| Mason | 0 | 15 |
| McCracken | 0 | 702 |
| McCreary | 0 | 83 |

| County | MMWR Week 07 | 2022-2023 Season Total |
|------------|--------------|------------------------|
| McLean | 0 | 72 |
| Meade | 0 | 30 |
| Menifee | 1 | 29 |
| Mercer | 0 | 56 |
| Metcalfe | 1 | 255 |
| Monroe | 1 | 239 |
| Montgomery | 0 | 228 |
| Morgan | 0 | 291 |
| Muhlenberg | 4 | 489 |
| Nelson | 2 | 391 |
| Nicholas | 0 | 32 |
| Ohio | 0 | 47 |
| Oldham | 1 | 367 |
| Owen | 0 | 61 |
| Owsley | 0 | 65 |
| Pendleton | 2 | 134 |
| Perry | 0 | 370 |
| Pike | 8 | 1422 |
| Powell | 0 | 117 |
| Pulaski | 2 | 94 |
| Robertson | 0 | 8 |
| Rockcastle | 0 | 42 |
| Rowan | 1 | 98 |
| Russell | 0 | 17 |
| Scott | 0 | 453 |
| Shelby | 2 | 462 |
| Simpson | 0 | 275 |
| Spencer | 1 | 133 |
| Taylor | 0 | 9 |
| Todd | 0 | 10 |
| Trigg | 0 | 10 |
| Trimble | 0 | 49 |
| Union | 0 | 9 |
| Warren | 2 | 1164 |
| Washington | 0 | 34 |
| Wayne | 0 | 24 |
| Webster | 0 | 139 |
| Whitley | 1 | 591 |
| Wolfe | 0 | 195 |
| Woodford | 1 | 148 |

Kentucky National Electronic Disease Surveillance System (NEDSS) and U.S. Outpatient Influenza-like Illness Surveillance Network (ILINet) Data.
 Department for Public Health, Cabinet for Health and Family Services, Frankfort, Kentucky, [February 12, 2023 – February 18, 2023].