


For more information, please find archived Flu Reports at:

<https://chfs.ky.gov/agencies/dph/dehp/Pages/influenza.aspx>.

To find where you can get your flu shot: <https://www.vaccines.gov/find-vaccines/>.

Due to a reporting delay by a large healthcare facility, data for MMWR Week 03 have been adjusted to include confirmed influenza cases from prior weeks. The number of new cases reported this week has not been impacted by this backlog.

Number of New Confirmed* Cases Reported this Week	309	<ul style="list-style-type: none"> ● No Activity ● Sporadic ● Local ● Regional ● Widespread 	<p style="text-align: center;">Current Influenza Activity Level: Regional</p> 
Number of Confirmed Cases for 2022-2023 Influenza	41,413		

***Confirmed:** Laboratory confirmed influenza cases are determined using the following test methods: RT-PCR, nucleic acid detection or viral culture. Laboratory-confirmed cases are reportable in Kentucky. (Please note that positive results using rapid influenza antigen tests are not included in this report).

Influenza-like Illness (ILI) Case Definition: Fever (temperature of 100°F [37.8°C] or higher) and a cough and /or a sore throat.

Regional: Outbreaks of influenza or increases in ILI and recent laboratory confirmed influenza in at least two, but less than half the regions of the state with recent laboratory evidence of influenza in those regions.

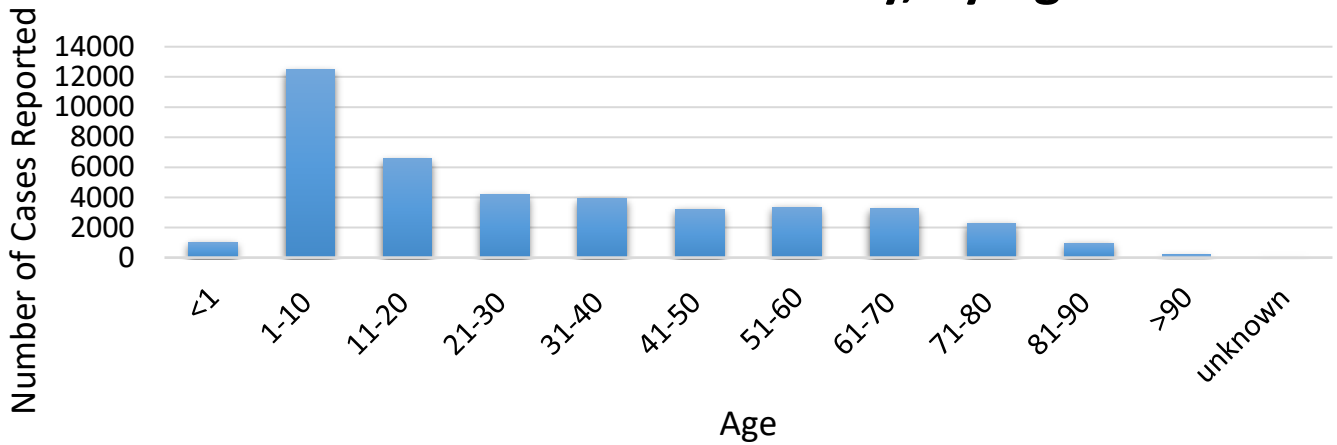
Total Deaths Reported for 2022-2023 Influenza Season

Under 18 Years	18 Years and Older
8	124

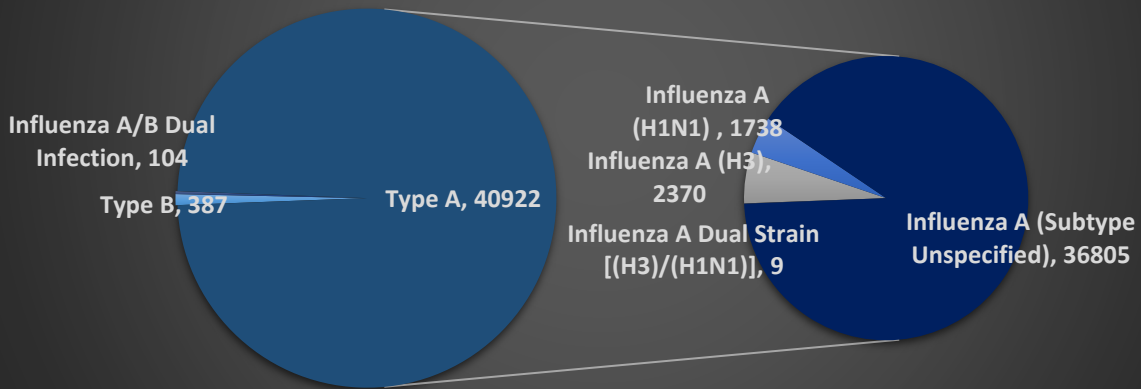
Total number of those deaths due to Flu and COVID-19 coinfection

Under 18 Years	18 Years and Older
0	4

2022-2023 Total Laboratory Confirmed Influenza Cases in Kentucky, by Age



Total 2022-2023 Influenza Virus Types Reported in Kentucky



Number of Regions with Increased ILI Activity for 2022-2023 Influenza Season

MMWR Week 03	Season Total
2 of 16 Regions	16 of 16 Regions

Number of Regions with Confirmed Flu Cases for 2022-2023 Influenza Season

MMWR Week 03	Season Total
16 of 16 Regions	16 of 16 Regions

NOTE: Regions represent Kentucky's Department for Public Health epidemiologist territories.

Number of Long-Term Care Facility Outbreaks for 2022-2023 Influenza Season

MMWR Week 03	Season Total
0 of 16 Regions	64 Outbreaks

MMWR Week 03: Total Confirmed* Influenza Cases by County

County	MMWR Week 03	2022-2023 Season Total
Adair	1	78
Allen	1	604
Anderson	6	39
Ballard	0	34
Barren	11	1013
Bath	2	64
Bell	0	233
Boone	5	1369
Bourbon	24	81
Boyd	20	407
Boyle	1	133
Bracken	1	27
Breathitt	0	193
Breckinridge	2	137
Bullitt	3	415
Butler	0	62
Caldwell	0	27
Calloway	0	28
Campbell	13	808
Carlisle	0	30
Carroll	0	41
Carter	1	218
Casey	1	25
Christian	0	32
Clark	0	244
Clay	0	29
Clinton	0	85
Crittenden	0	36
Cumberland	0	14
Daviess	2	678
Edmonson	0	38
Elliott	1	55
Estill	0	25
Fayette	1405	3288
Fleming	2	26
Floyd	6	751
Franklin	7	118
Fulton	0	50
Gallatin	0	75
Garrard	1	64

County	MMWR Week 03	2022-2023 Season Total
Grant	6	591
Graves	5	491
Grayson	0	19
Green	0	19
Greenup	2	120
Hancock	0	49
Hardin	4	267
Harlan	0	553
Harrison	6	198
Hart	7	262
Henderson	0	134
Henry	0	166
Hickman	0	31
Hopkins	5	605
Jackson	0	83
Jefferson	79	10790
Jessamine	111	592
Johnson	0	161
Kenton	12	2130
Knott	0	194
Knox	5	365
Larue	0	36
Laurel	1	531
Lawrence	1	38
Lee	0	42
Leslie	3	229
Letcher	5	334
Lewis	1	27
Lincoln	0	99
Livingston	0	80
Logan	4	149
Lyon	0	33
Madison	6	652
Magoffin	0	65
Marion	0	11
Marshall	3	228
Martin	0	23
Mason	0	15
McCracken	1	697
McCreary	0	83

County	MMWR Week 03	2022-2023 Season Total
McLean	0	72
Meade	0	29
Menifee	1	27
Mercer	0	53
Metcalfe	0	254
Monroe	2	237
Montgomery	3	227
Morgan	4	289
Muhlenberg	8	475
Nelson	5	389
Nicholas	0	32
Ohio	4	46
Oldham	4	360
Owen	0	60
Owsley	2	65
Pendleton	1	132
Perry	0	368
Pike	9	1405
Powell	0	116
Pulaski	2	83
Robertson	0	8
Rockcastle	1	40
Rowan	1	95
Russell	0	17
Scott	72	450
Shelby	1	454
Simpson	1	275
Spencer	1	129
Taylor	0	9
Todd	0	9
Trigg	0	10
Trimble	1	48
Union	0	9
Warren	10	1151
Washington	0	34
Wayne	0	24
Webster	0	136
Whitley	2	588
Wolfe	0	195
Woodford	70	147

Kentucky National Electronic Disease Surveillance System (NEDSS) and U.S. Outpatient Influenza-like Illness Surveillance Network (ILINet) Data.
 Department for Public Health, Cabinet for Health and Family Services, Frankfort, Kentucky, [January 15, 2023 – January 21, 2023].