


For more information, please find archived Flu Reports at:
<https://chfs.ky.gov/agencies/dph/dehp/Pages/influenza.aspx>.

To find where you can get your flu shot: <https://www.vaccines.gov/find-vaccines/>.

Number of New Confirmed* Cases Reported this Week	633	<ul style="list-style-type: none"> ● No Activity ● Sporadic ● Local ● Regional ● Widespread 	<p style="text-align: center;">Current Influenza Activity Level: Regional</p> <div style="text-align: center;"></div>
Number of Confirmed Cases for 2022-2023 Influenza	39,425		

***Confirmed:** Laboratory confirmed influenza cases are determined using the following test methods: RT-PCR, nucleic acid detection or viral culture. Laboratory-confirmed cases are reportable in Kentucky. (Please note that positive results using rapid influenza antigen tests are not included in this report).

Influenza-like Illness (ILI) Case Definition: Fever (temperature of 100°F [37.8°C] or higher) and a cough and /or a sore throat.

Regional: Outbreaks of influenza or increases in ILI and recent laboratory confirmed influenza in at least two, but less than half the regions of the state with recent laboratory evidence of influenza in those regions.

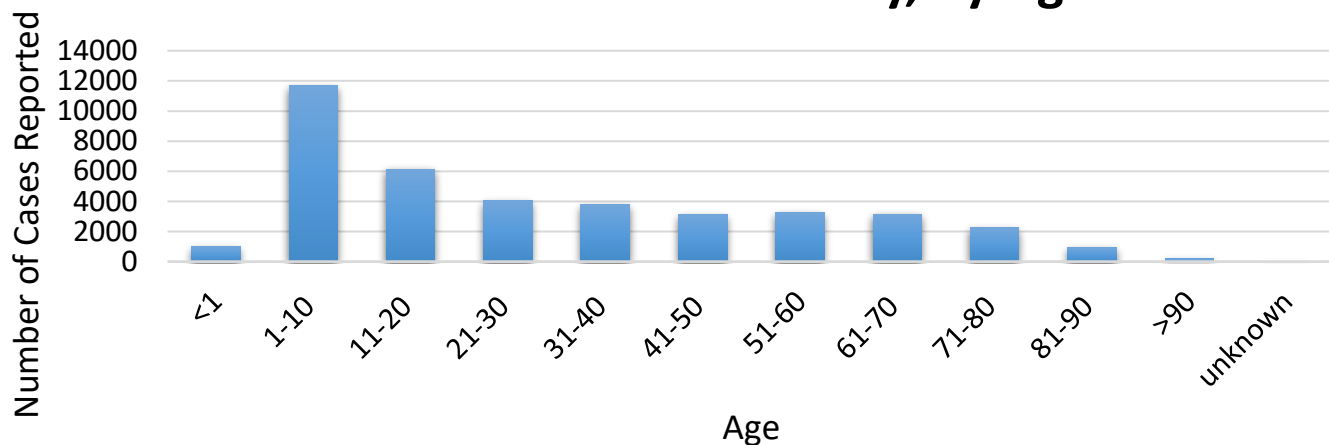
Total Deaths Reported for 2022-2023 Influenza Season

Under 18 Years	18 Years and Older
8	122

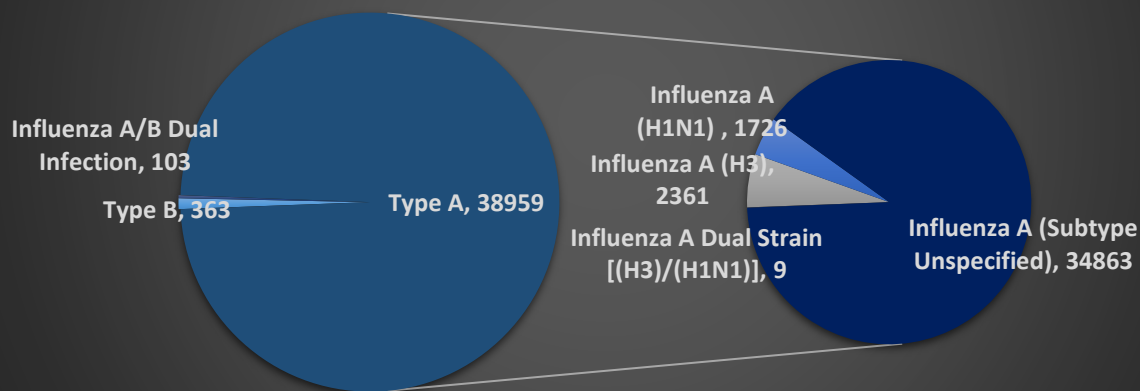
Total number of those deaths due to Flu and COVID-19 coinfection

Under 18 Years	18 Years and Older
0	4

2022-2023 Total Laboratory Confirmed Influenza Cases in Kentucky, by Age



Total 2022-2023 Influenza Virus Types Reported in Kentucky



Number of Regions with Increased ILI Activity for 2022-2023 Influenza Season

MMWR Week 02

0 of 16 Regions

Season Total

16 of 16 Regions

Number of Regions with Confirmed Flu Cases for 2022-2023 Influenza Season

MMWR Week 02

16 of 16 Regions

Season Total

16 of 16 Regions

Number of Long-Term Care Facility Outbreaks for 2022-2023 Influenza Season

MMWR Week 02


0 of 16 Regions

Season Total

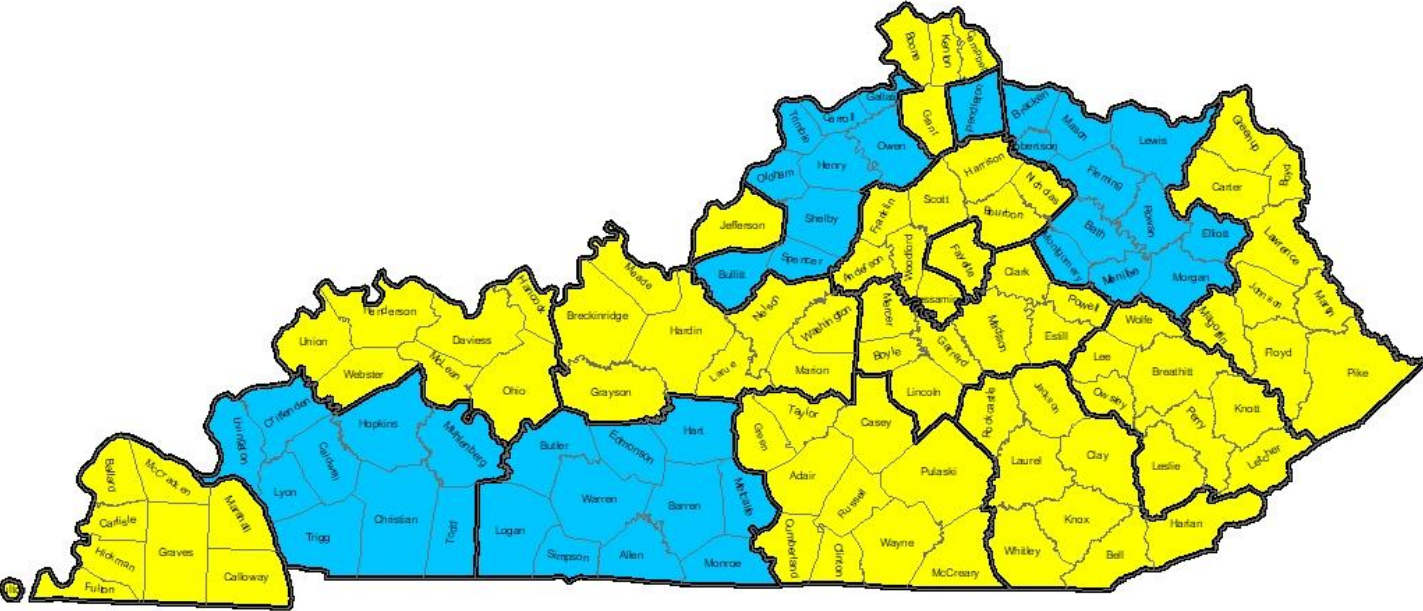
64 Outbreaks

NOTE: Regions represent Kentucky's Department for Public Health epidemiologist territories.

County Flu Activity – MMWR WK 02

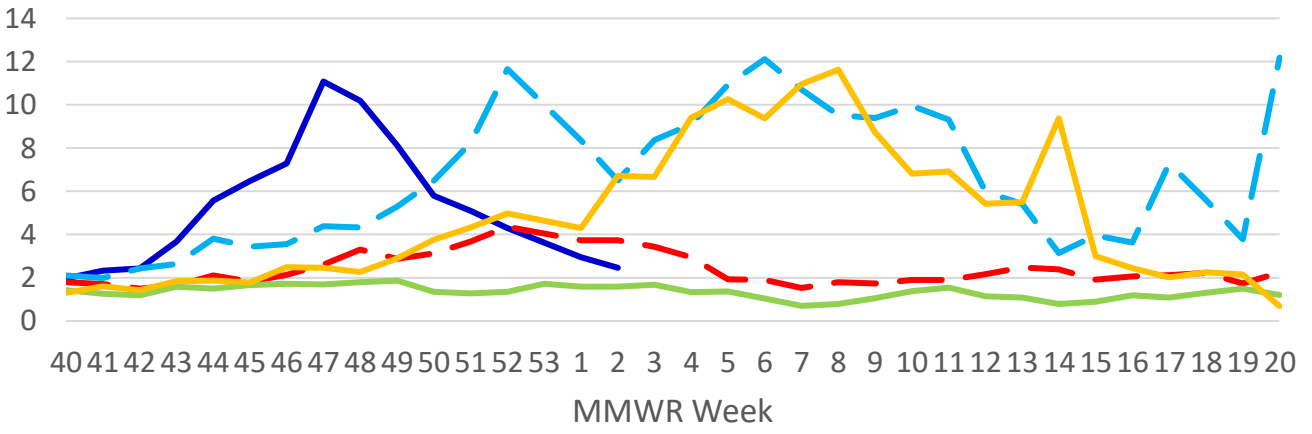


- Unknown – no activity reported
- Decreasing – less activity than previous week
- Plateau – no change in activity since previous week
- Increasing – more activity than previous week



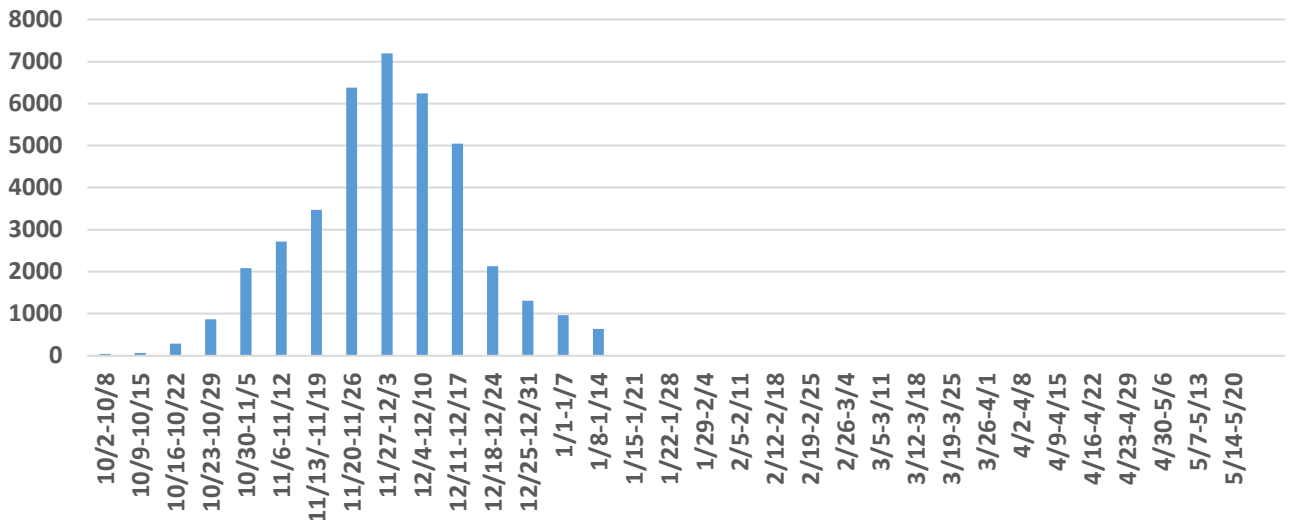
Percentage of Patient Visits with ILI in Kentucky by MMWR Week Reported by ILINet Providers Statewide

Percentage of Patient Visits with ILI




— 2022-23 — 2021-22 — 2020-21 — 2019-20 — 2018-19

2022-2023 Total Laboratory Confirmed Flu Cases



2022 - 2023 Kentucky Influenza Season Total Influenza Cases: Lab Confirmed MMWR Weeks 40-02

Total Confirmed Influenza Cases (n=39,425)



Cabinet for Health and Family Services
Kentucky Immunization Program
January 20, 2023



MMWR Week 02: Total Confirmed* Influenza Cases by County

County	MMWR Week 02	2022-2023 Season Total
Adair	0	77
Allen	2	603
Anderson	4	33
Ballard	0	34
Barren	18	1002
Bath	0	62
Bell	0	233
Boone	11	1364
Bourbon	9	57
Boyd	16	387
Boyle	9	132
Bracken	1	26
Breathitt	0	193
Breckinridge	2	135
Bullitt	11	412
Butler	2	62
Caldwell	0	27
Calloway	0	28
Campbell	8	795
Carlisle	1	30
Carroll	1	41
Carter	9	217
Casey	0	24
Christian	0	32
Clark	23	244
Clay	0	29
Clinton	1	85
Crittenden	0	36
Cumberland	0	14
Daviess	2	676
Edmonson	2	38
Elliott	1	54
Estill	0	25
Fayette	19	1883
Fleming	3	24
Floyd	2	745
Franklin	5	111
Fulton	1	50
Gallatin	0	75
Garrard	3	63

County	MMWR Week 02	2022-2023 Season Total
Grant	5	585
Graves	3	486
Grayson	0	19
Green	1	19
Greenup	4	118
Hancock	0	49
Hardin	9	263
Harlan	2	553
Harrison	3	192
Hart	6	255
Henderson	1	134
Henry	1	166
Hickman	1	31
Hopkins	3	600
Jackson	5	83
Jefferson	151	10711
Jessamine	46	481
Johnson	1	161
Kenton	13	2118
Knott	3	194
Knox	2	360
Larue	0	36
Laurel	5	530
Lawrence	0	37
Lee	1	42
Leslie	0	226
Letcher	3	329
Lewis	0	26
Lincoln	7	99
Livingston	0	80
Logan	0	145
Lyon	0	33
Madison	35	646
Magoffin	0	65
Marion	1	11
Marshall	2	225
Martin	0	23
Mason	0	15
McCracken	11	696
McCreary	0	83

County	MMWR Week 02	2022-2023 Season Total
McLean	3	72
Meade	1	29
Menifee	0	26
Mercer	7	53
Metcalfe	4	254
Monroe	0	235
Montgomery	6	224
Morgan	0	285
Muhlenberg	6	467
Nelson	3	384
Nicholas	0	32
Ohio	4	42
Oldham	11	356
Owen	1	60
Owsley	0	63
Pendleton	1	131
Perry	6	368
Pike	8	1396
Powell	1	116
Pulaski	0	81
Robertson	0	8
Rockcastle	1	39
Rowan	3	94
Russell	0	17
Scott	32	378
Shelby	3	453
Simpson	2	274
Spencer	0	128
Taylor	0	9
Todd	1	9
Trigg	0	10
Trimble	2	47
Union	1	9
Warren	5	1141
Washington	1	34
Wayne	0	24
Webster	1	136
Whitley	4	586
Wolfe	0	195
Woodford	24	77

Kentucky National Electronic Disease Surveillance System (NEDSS) and U.S. Outpatient Influenza-like Illness Surveillance Network (ILINet) Data.
 Department for Public Health, Cabinet for Health and Family Services, Frankfort, Kentucky, [January 8, 2023 – January 14, 2023].