



## **Aetna Better Health of Kentucky**

### **HEDIS Racial, Ethnic, and Geographic Disparity Analysis**

### **Disparity TAC**

April 2024



# Aetna Better Health of Kentucky HEDIS Racial, Ethnic, and Geographic Disparity Analysis

- Report MY2022 HEDIS measures with comparisons for race/ethnicity overall for the state:
  - Childhood immunization status,
  - Prenatal and Postnatal care,
  - Cervical cancer screening,
  - Colorectal screening.
- Show MY 2023 distribution of gaps in care across regions of the state to reflect possible geographic influence.

Data Source: Aetna HEDIS Health Equity Dashboard

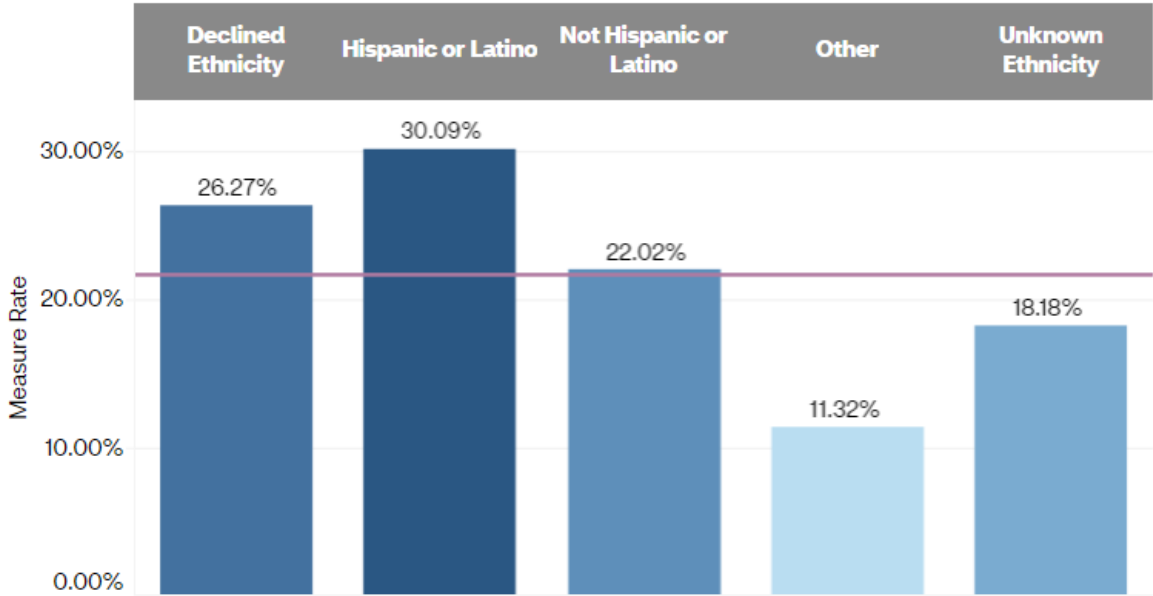
# Childhood Immunization Status

## MY 2022 Rates by Ethnicity and Race

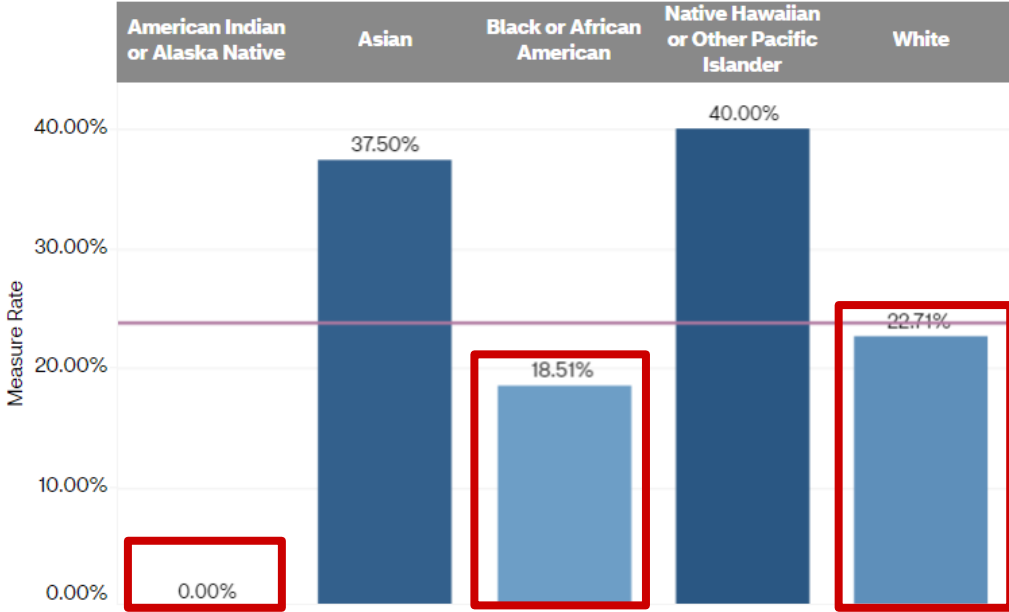


The overall 2022 administrative rate for Medicaid members was 23.10% for childhood immunization status.  
**Racial and ethnic groups with rate below average: Not Hispanic or Latino, Asian and Native Hawaiian, Black or African American, White**

Rates by Ethnicity - Plan: *Kentucky Medicaid*, Measure: *CIS - Childhood Immunization Status (Combination 10)*



Rates by Race - Plan: *Kentucky Medicaid*, Measure: *CIS - Childhood Immunization Status (Combination 10)*

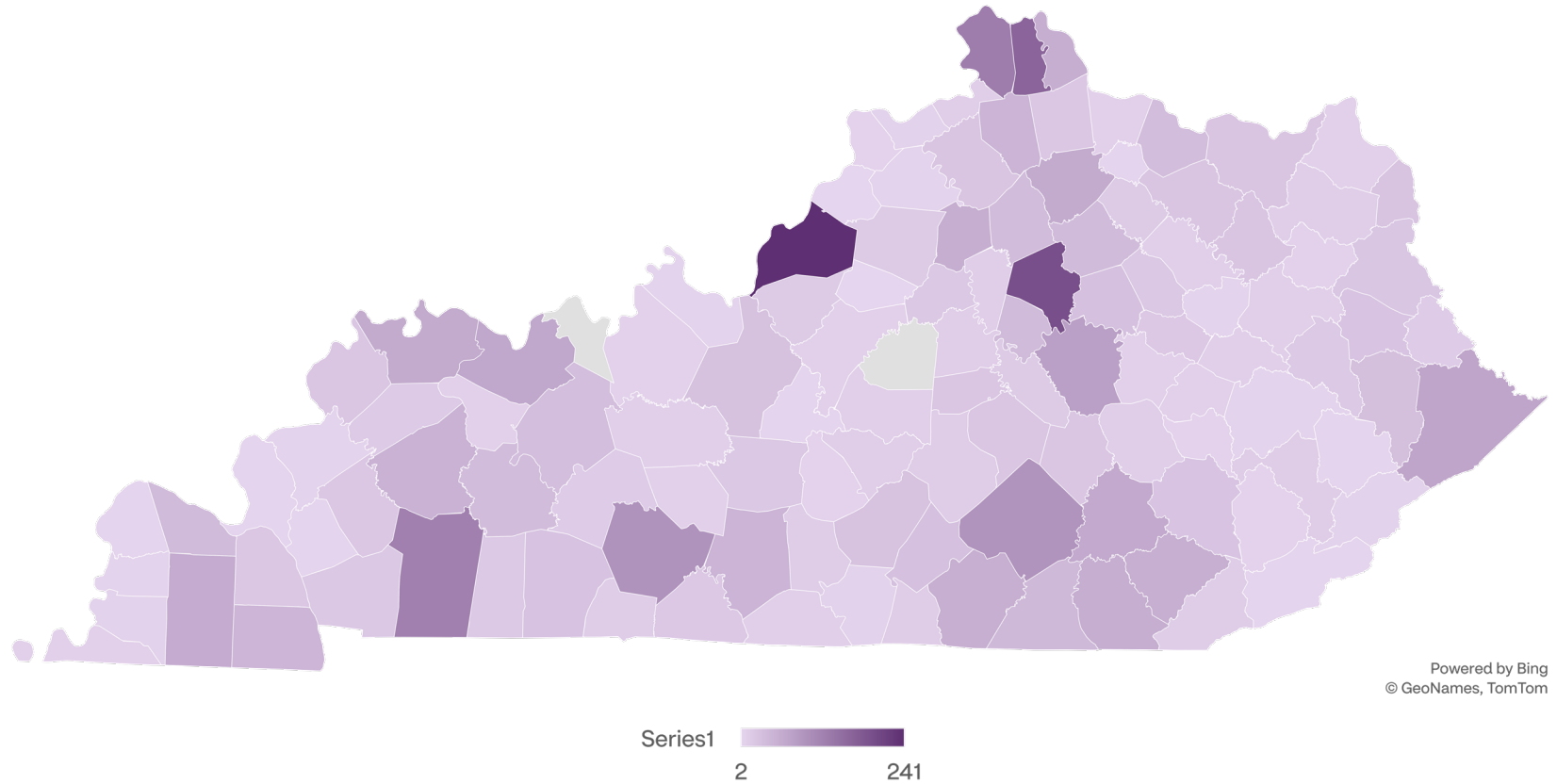


— Average Rate

**KY Counties with Highest # of Gaps in Care**

Jefferson County, Kentucky
Fayette County, Kentucky
Kenton County, Kentucky
Boone County, Kentucky
Christian County, Kentucky
Warren County, Kentucky
Pulaski County, Kentucky
Madison County, Kentucky
Pike County, Kentucky
Daviess County, Kentucky
Laurel County, Kentucky
Harrison County, Kentucky
Henderson County, Kentucky
Graves County, Kentucky
Campbell County, Kentucky
Franklin County, Kentucky
Whitley County, Kentucky
Knox County, Kentucky
Wayne County, Kentucky
Hopkins County, Kentucky

# MY 2023\* Childhood Immunization Status Distribution of Gaps in Care across Kentucky



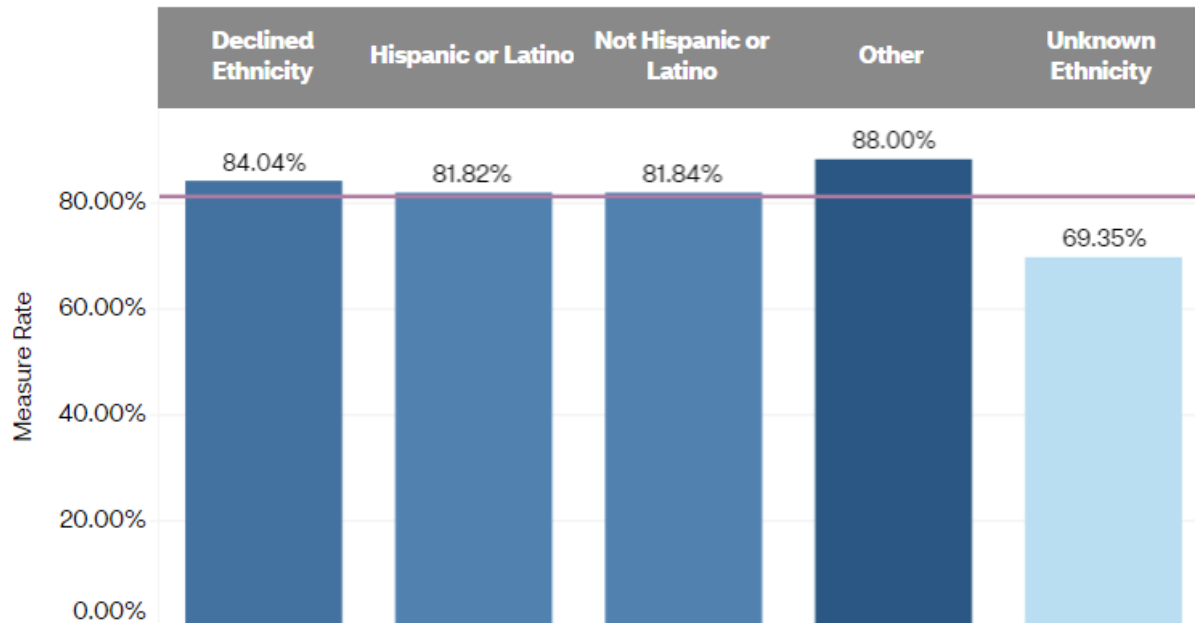
# Timeliness of Prenatal Care

## MY 2022 Rates by Ethnicity and Race

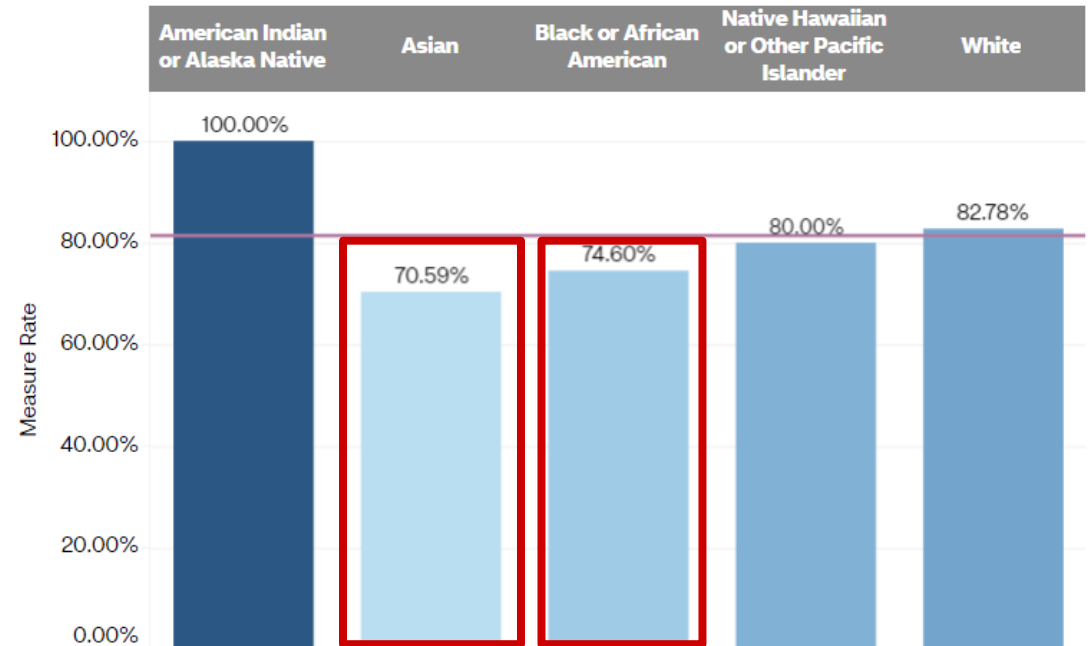


The overall 2022 administrative rate for Medicaid members was 81.71% for timeliness of prenatal care.  
**Racial and ethnic groups with rate below average: Asian and Black or African American**

Rates by Ethnicity - Plan: Kentucky Medicaid, Measure: PPC - Timeliness of Prenatal Care



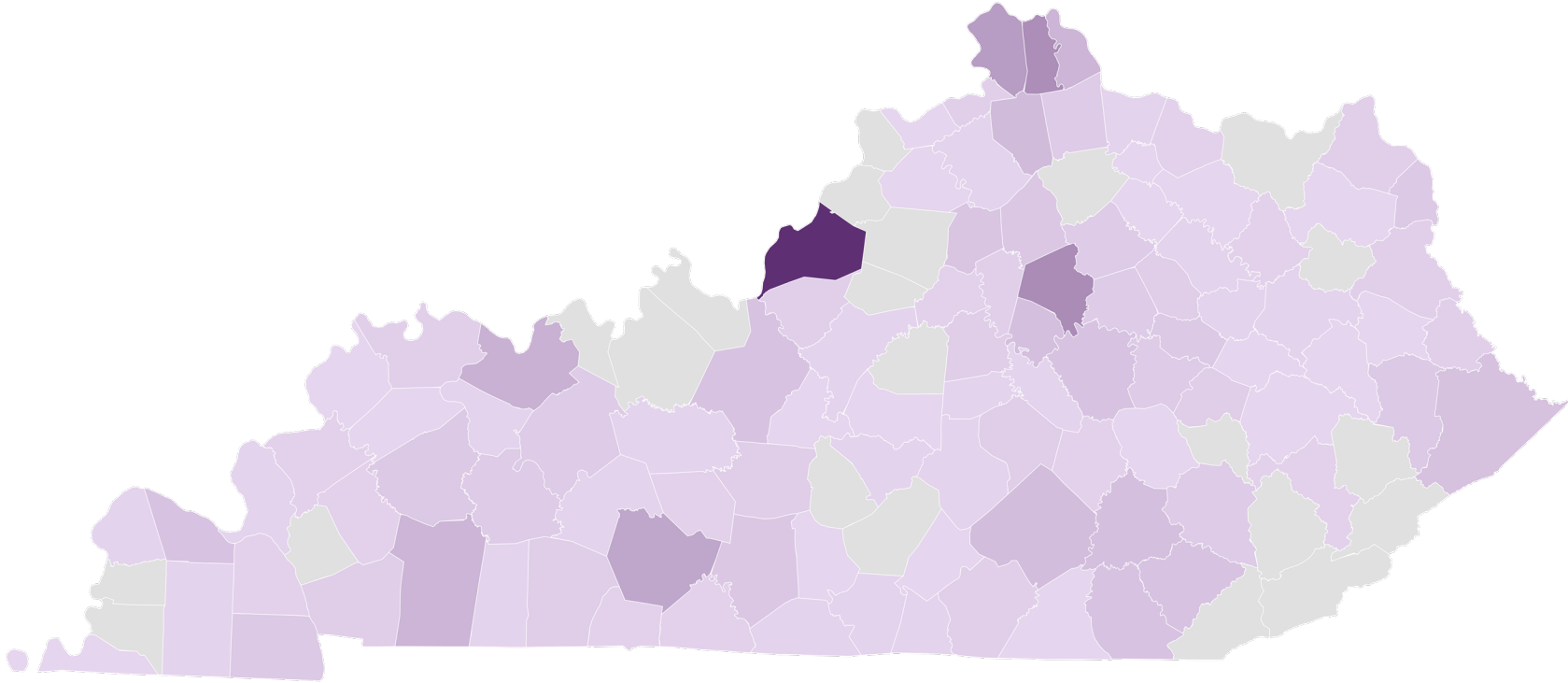
Rates by Race - Plan: Kentucky Medicaid, Measure: PPC - Timeliness of Prenatal Care



**KY Counties with  
Highest # of Gaps in Care**

Jefferson County, Kentucky
Fayette County, Kentucky
Kenton County, Kentucky
Boone County, Kentucky
Warren County, Kentucky
Daviess County, Kentucky
Campbell County, Kentucky
Christian County, Kentucky
Grant County, Kentucky
Pulaski County, Kentucky
Jessamine County, Kentucky
Laurel County, Kentucky
Pike County, Kentucky
Hardin County, Kentucky
Knox County, Kentucky
Madison County, Kentucky
McCracken County, Kentucky
Whitley County, Kentucky

**MY 2023\* Timeliness of Prenatal Care  
Distribution of Gaps in Care  
across Kentucky**



Powered by Bing  
© GeoNames, TomTom

\*Claims through 12/31/2023



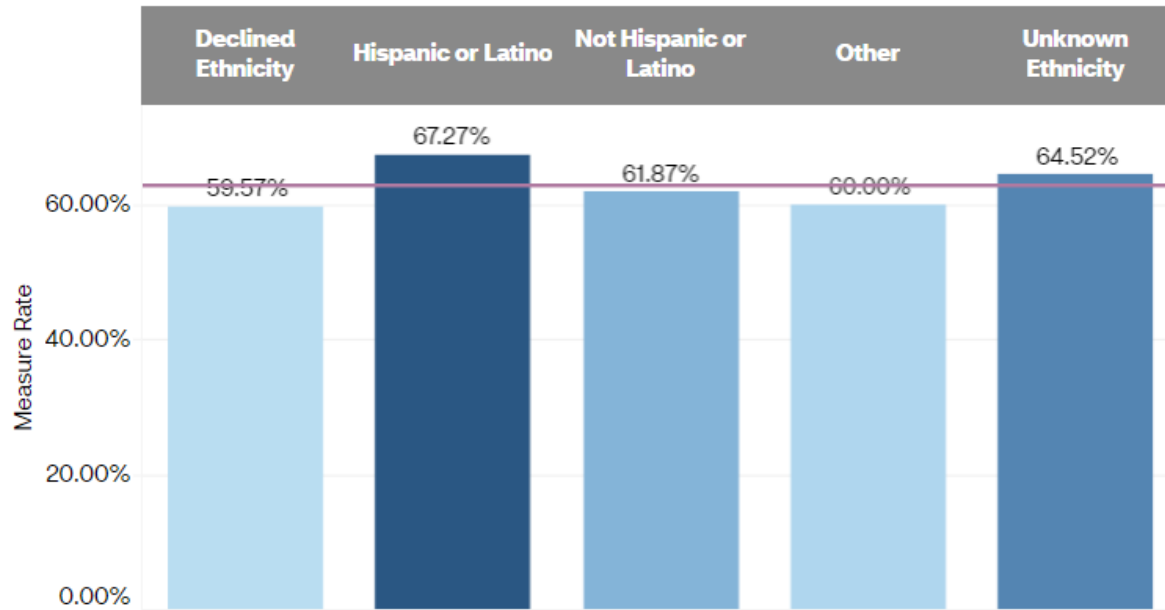
# Postpartum Care MY 2022 Rates by Ethnicity and Race



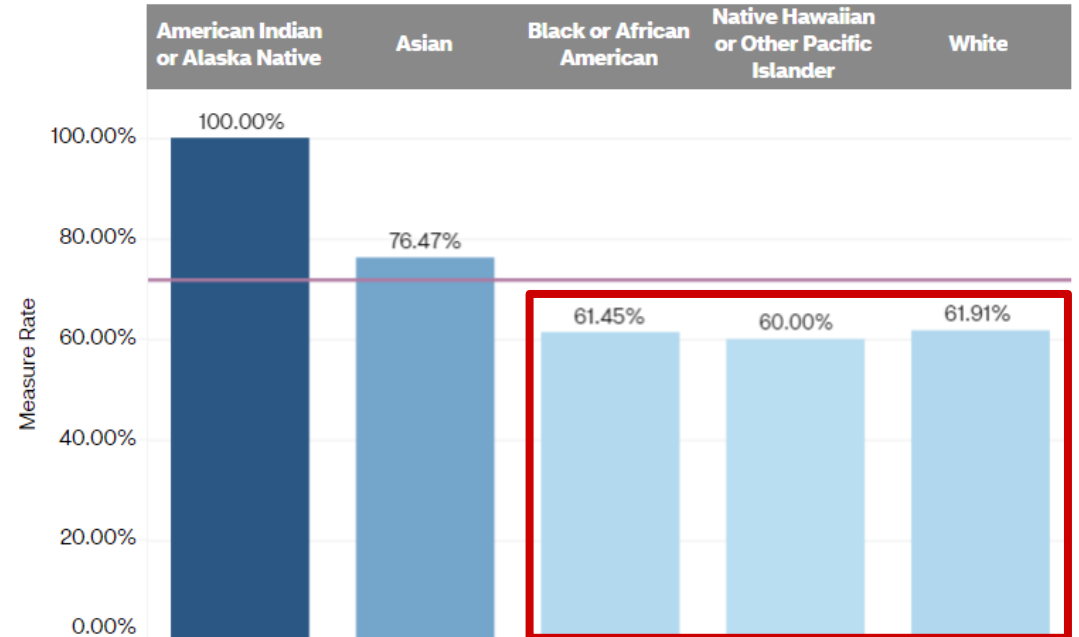
The overall 2022 administrative rate for Medicaid members was 62.02% for postpartum visits.

Racial and ethnic groups with rate below average: Not Hispanic or Latino, Black or African American, Native Hawaiian or Other Pacific Islander, White

Rates by Ethnicity - Plan: Kentucky Medicaid, Measure: PPC - Postpartum Care



Rates by Race - Plan: Kentucky Medicaid, Measure: PPC - Postpartum Care

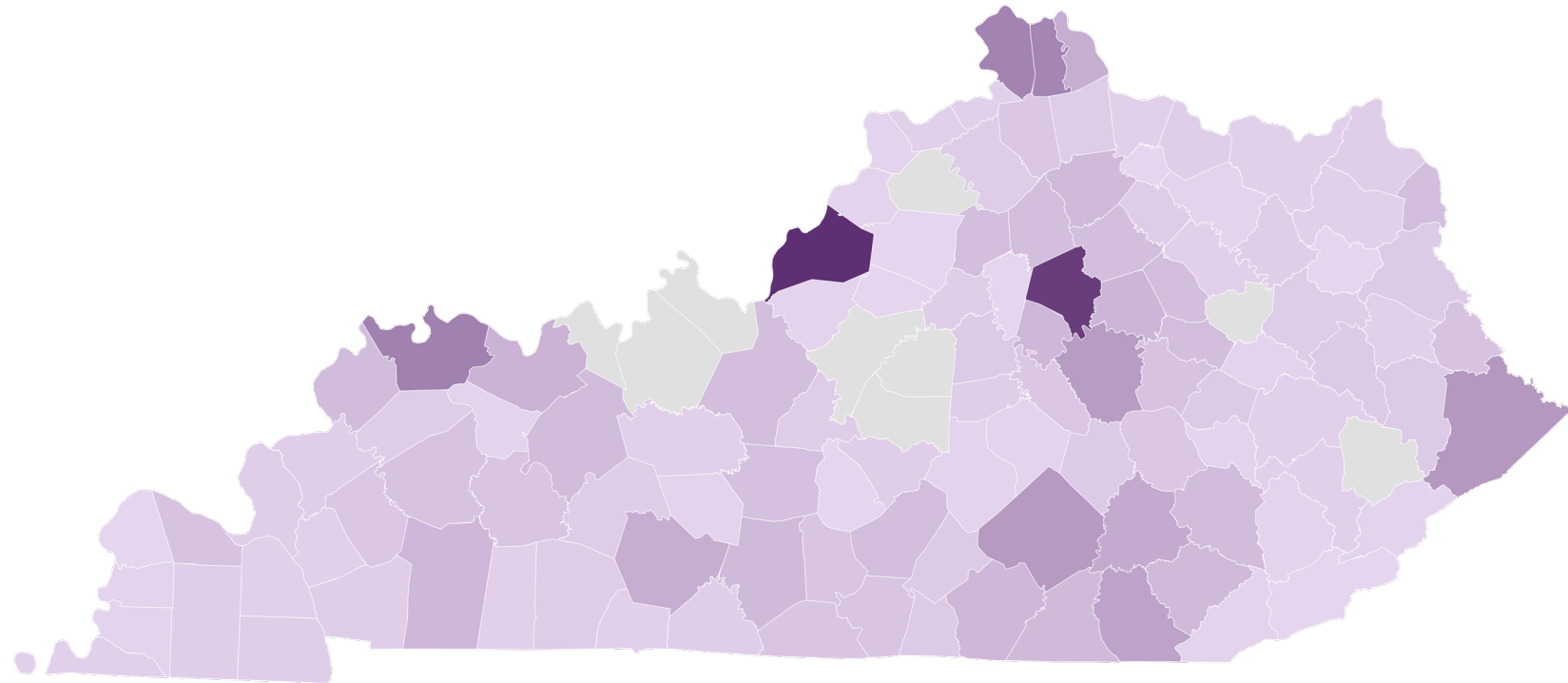


— Average Rate

### KY Counties with Highest # of Gaps in Care

Jefferson County, Kentucky
Fayette County, Kentucky
Henderson County, Kentucky
Boone County, Kentucky
Kenton County, Kentucky
Pike County, Kentucky
Pulaski County, Kentucky
Madison County, Kentucky
Whitley County, Kentucky
Laurel County, Kentucky
Campbell County, Kentucky
Warren County, Kentucky
Daviess County, Kentucky
Clark County, Kentucky
Christian County, Kentucky
Jessamine County, Kentucky
Wayne County, Kentucky
Barren County, Kentucky
Harrison County, Kentucky
Knox County, Kentucky
McCreary County, Kentucky
Clay County, Kentucky
Ohio County, Kentucky
Union County, Kentucky


# MY 2023\* Postpartum Care Distribution of Gaps in Care across Kentucky



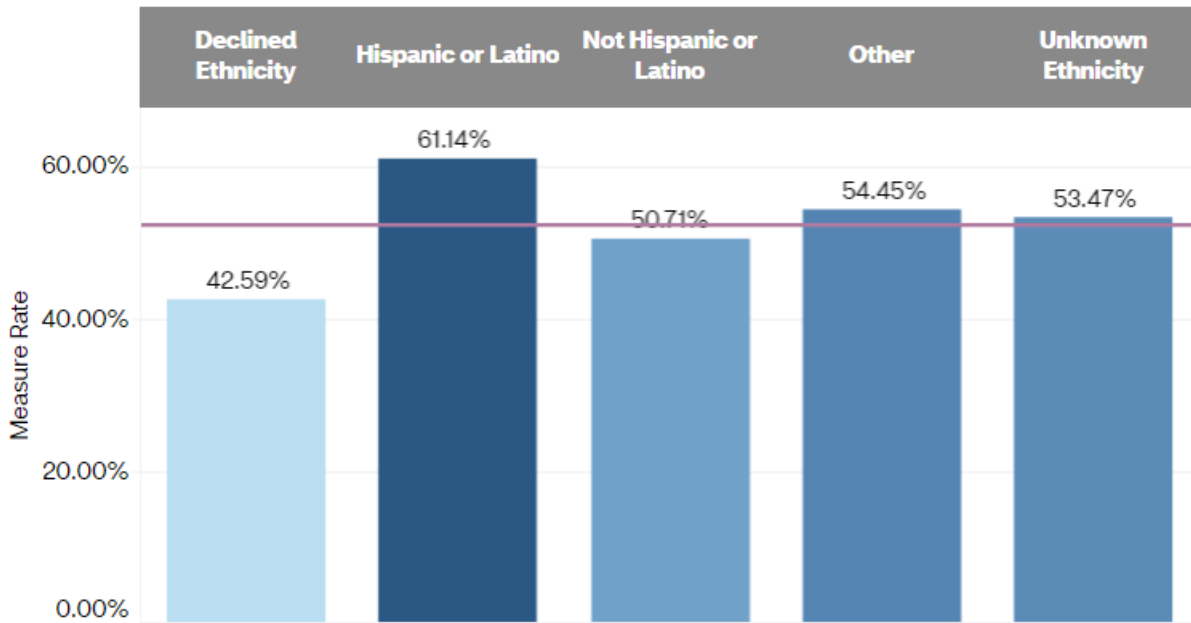
Powered by Bin  
© GeoNames, TomTom



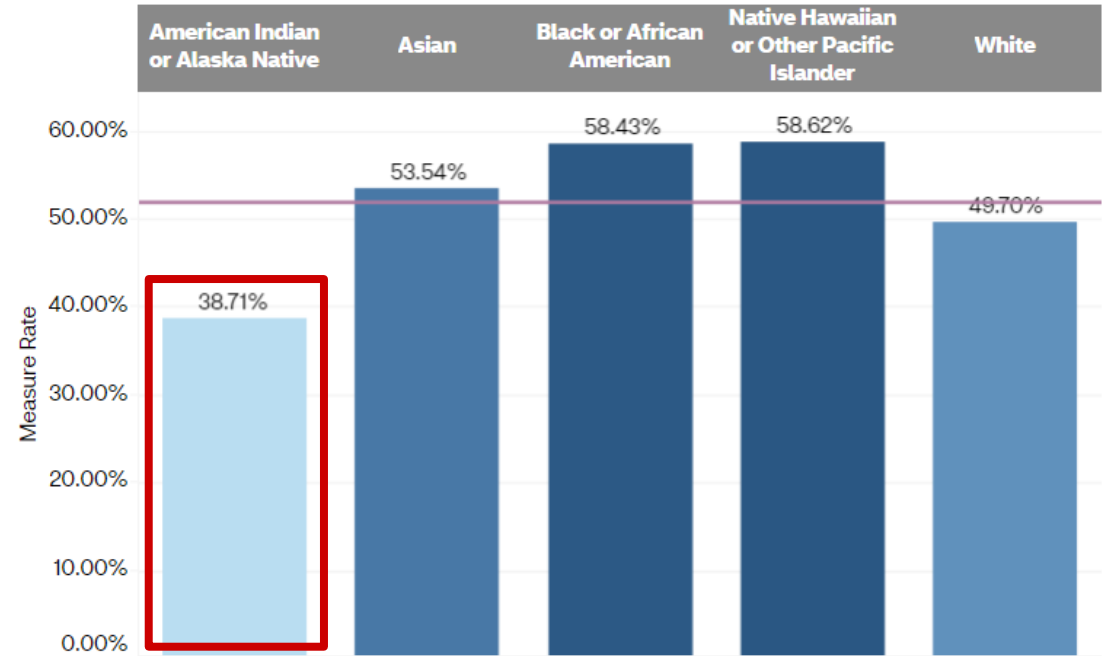
# Cervical Cancer Screening MY 2022 Rates by Ethnicity and Race

 The overall 2022 administrative rate for Medicaid members was 50.54% for cervical cancer screenings.  
Racial and ethnic groups with rate below average: Not Hispanic or Latino, Asian and Native Hawaiian and White

Rates by Ethnicity - Plan: Kentucky Medicaid, Measure: CCS - Cervical Cancer Screening



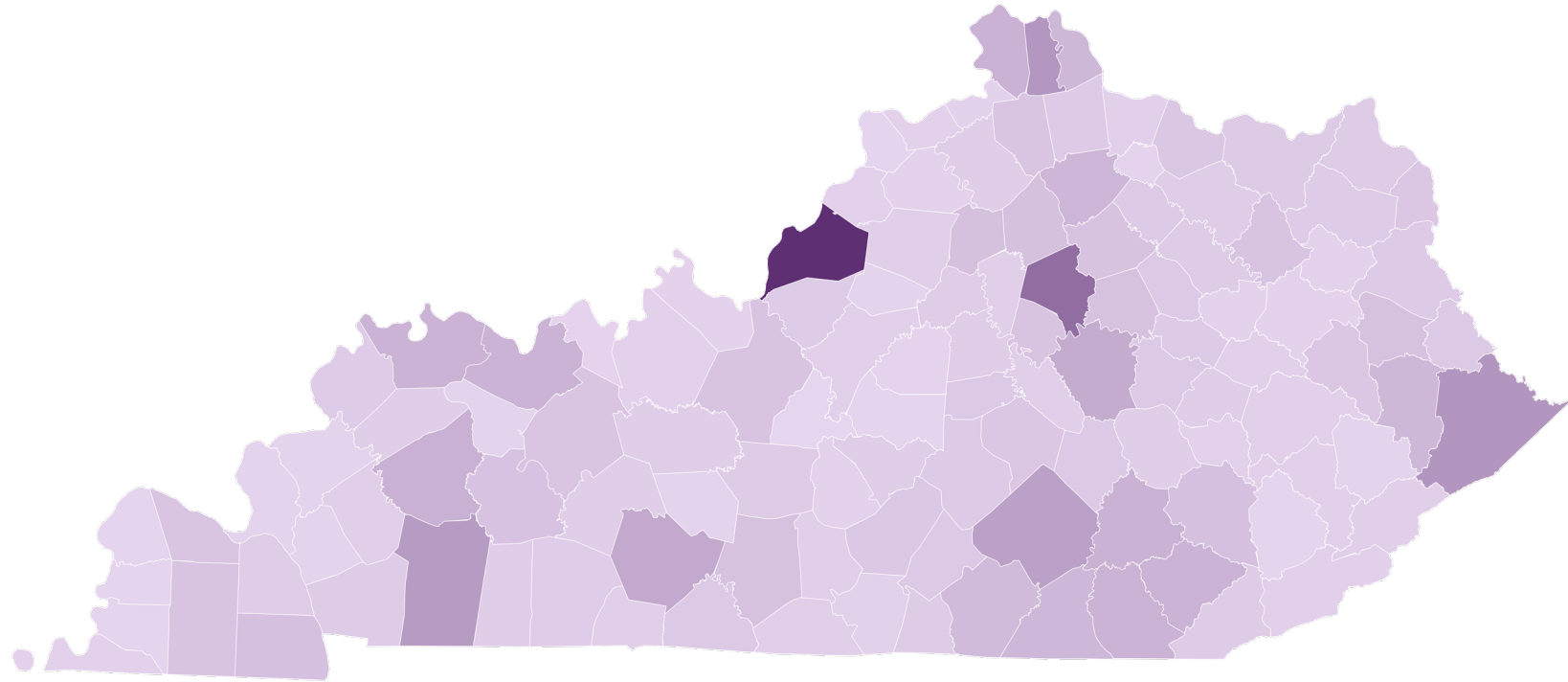
Rates by Race - Plan: Kentucky Medicaid, Measure: CCS - Cervical Cancer Screening




**KY Counties with  
Highest # of Gaps in Care**

Jefferson County, Kentucky
Fayette County, Kentucky
Pike County, Kentucky
Kenton County, Kentucky
Christian County, Kentucky
Pulaski County, Kentucky
Warren County, Kentucky
Madison County, Kentucky
Hopkins County, Kentucky
Boone County, Kentucky
Laurel County, Kentucky
Henderson County, Kentucky
Whitley County, Kentucky
Daviess County, Kentucky
Knox County, Kentucky
Harrison County, Kentucky
Campbell County, Kentucky
Floyd County, Kentucky
McCreary County, Kentucky

**MY 2023\* Cervical Cancer Screening  
Distribution of Gaps in Care  
across Kentucky**



Series1   
15 1716

Powered by Bing  
© GeoNames, TomTom

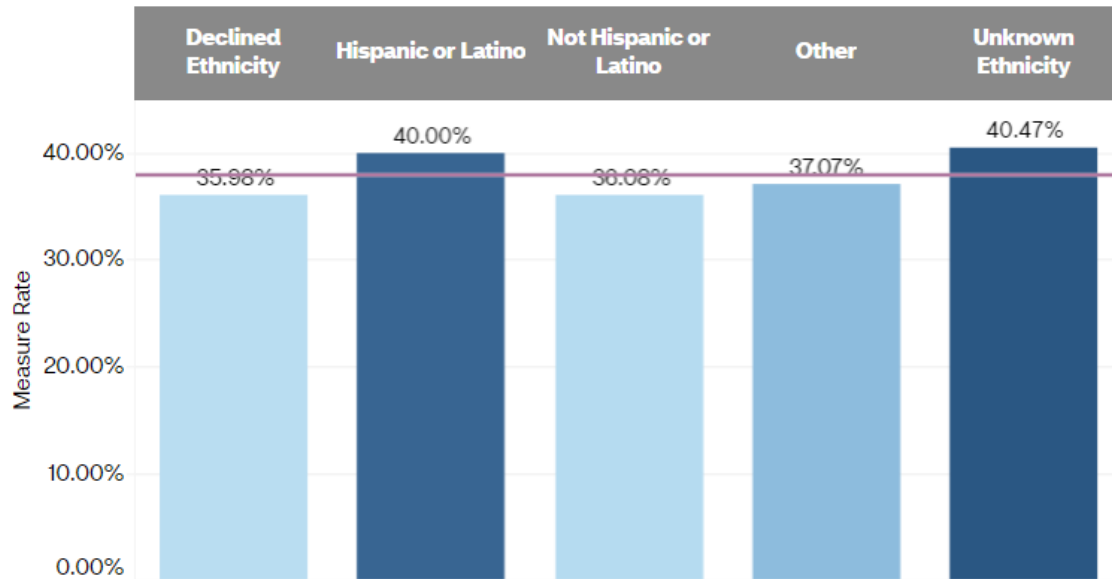
\*Claims through 12/31/2023



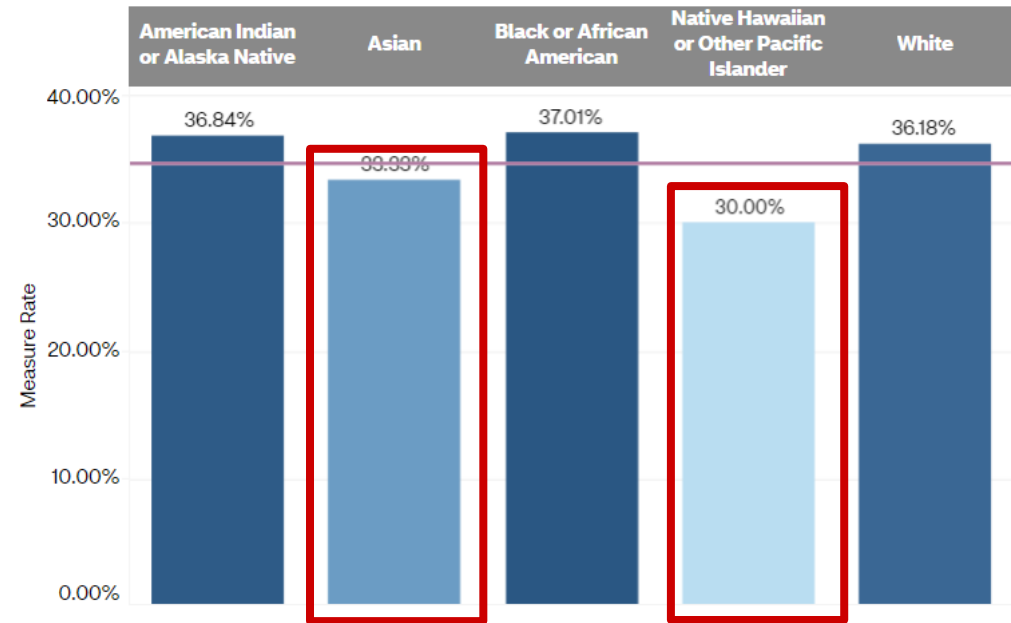
# Colorectal Screening MY 2022 Rates by Ethnicity and Race

 The overall 2022 administrative rate for Medicaid members was 36.25% for colorectal cancer screenings  
 Racial and ethnic groups with rate below average: Not Hispanic or Latino, Asian and Native Hawaiian or Other Pacific Islander

Rates by Ethnicity - Plan: *Kentucky Medicaid*, Measure: COL - Colorectal Cancer Screening



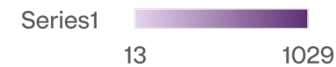
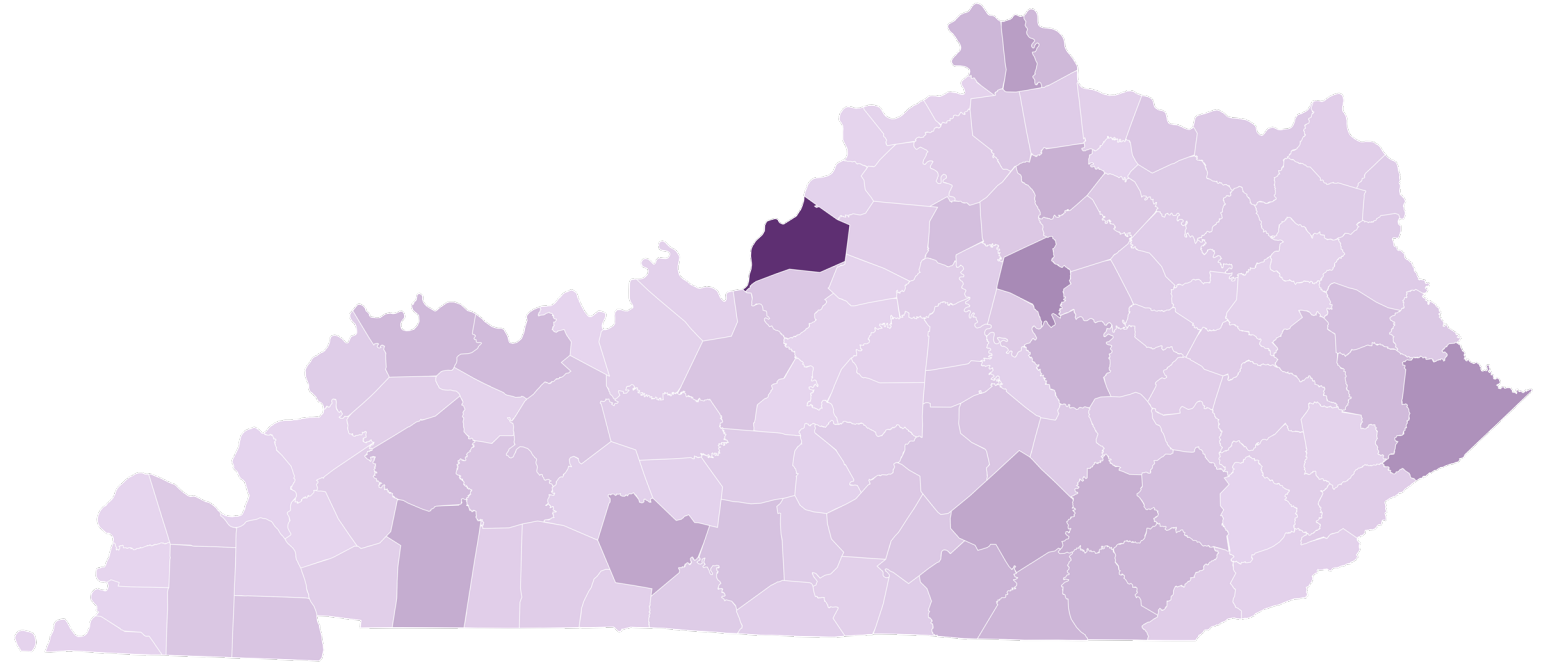
Rates by Race - Plan: *Kentucky Medicaid*, Measure: COL - Colorectal Cancer Screening



### KY Counties with Highest # of Gaps in Care

Jefferson County, Kentucky
Fayette County, Kentucky
Pike County, Kentucky
Kenton County, Kentucky
Warren County, Kentucky
Pulaski County, Kentucky
Christian County, Kentucky
Laurel County, Kentucky
Harrison County, Kentucky
Madison County, Kentucky
Wayne County, Kentucky
Whitley County, Kentucky
McCreary County, Kentucky
Knox County, Kentucky
Boone County, Kentucky
Campbell County, Kentucky
Floyd County, Kentucky
Henderson County, Kentucky
Daviess County, Kentucky
Hopkins County, Kentucky
Clay County, Kentucky
Franklin County, Kentucky

# MY 2023\* Colorectal Cancer Screening Distribution of Gaps in Care across Kentucky



Powered by Bing  
© GeoNames, TomTom

